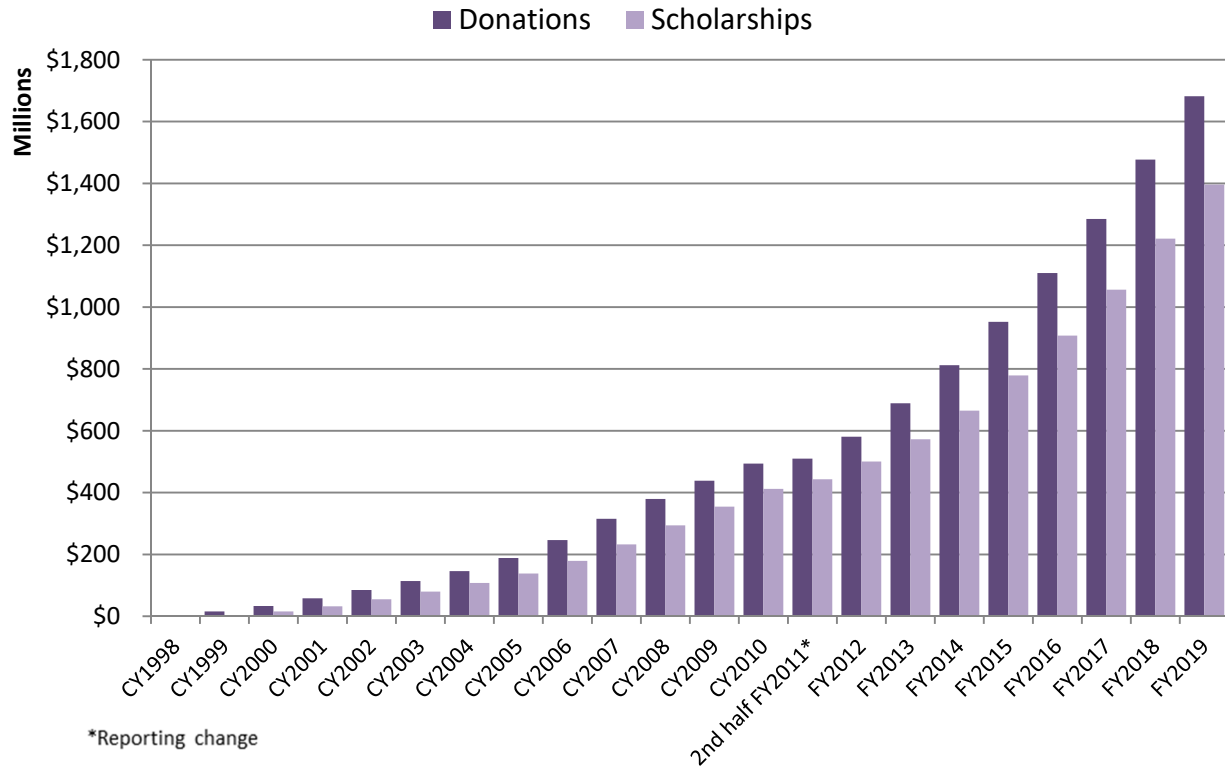


SCHOOL TUITION ORGANIZATION INCOME TAX CREDITS IN ARIZONA SUMMARY OF ACTIVITY: FY2018/2019

Arizona provides four income tax credits for taxpayer donations to certified school tuition organizations (STOs) for the purpose of providing scholarships to students to attend Arizona private schools. Two credits are for donations made by individual taxpayers (original and switcher)¹ and two credits are for corporate donations (low-income and disabled/displaced)². Corporate donations can be claimed as a tax credit against either the corporate income tax or the insurance premium tax. The tax credit programs have various start dates: the original individual tax credit program began in 1998, the low-income corporate program began in 2006, the disabled/displaced program began in 2009 and the switcher individual program began in 2012.

Growth of All STO Tax Credit Programs



TOTAL DONATIONS – ALL CREDIT PROGRAMS

Reporting Year	Original Individual Donations	Switcher Individual Donations	Low-Income Corporate Donations	Disabled-Displaced Corporate Donations	Total Donations
CY1998	\$1,815,798				\$1,815,798
CY1999	\$13,781,341				\$13,781,341
CY2000	\$17,701,284				\$17,701,284
CY2001	\$24,897,444				\$24,897,444
CY2002	\$26,512,683				\$26,512,683
CY2003	\$29,444,972				\$29,444,972
CY2004	\$31,846,494				\$31,846,494
CY2005	\$42,196,206				\$42,196,206

¹ A.R.S. §§ 43-1089 and 43-1089.03

² A.R.S. §§ 20-224.06 and 20-224.07 or A.R.S. §§ 43-1089.04, 43-1183 and 43-1184

Reporting Year	Original Individual Donations	Switcher Individual Donations	Low-Income Corporate Donations	Disabled-Displaced Corporate Donations	Total Donations
CY2006	\$51,012,326		\$7,260,800		\$58,273,126
CY2007	\$54,304,968		\$14,258,000		\$68,562,968
CY2008	\$55,260,728		\$9,122,121		\$64,382,849
CY2009	\$50,916,897		\$7,285,284	\$781,000	\$58,983,181
CY2010	\$43,163,214		\$11,123,657	\$956,880	\$55,243,751
2nd half FY2011 ³	\$12,818,405		\$2,301,803	\$770,000	\$15,890,208
FY2012	\$51,918,033	\$23,975	\$19,135,987	\$283,000	\$71,360,995
FY2013	\$54,794,058	\$19,891,765	\$29,858,865	\$3,505,350	\$108,050,038
FY2014	\$58,129,582	\$26,060,133	\$35,831,808	\$2,925,845	\$122,947,368
FY2015	\$61,740,114	\$30,760,244	\$42,998,170	\$5,031,920 ⁴	\$140,530,448
FY2016	\$65,436,399	\$35,522,660	\$51,597,869 ⁵	\$5,000,000	\$157,556,928
FY2017	\$68,649,049	\$39,384,320	\$61,907,365	\$5,000,000	\$174,940,734
FY2018	\$70,485,289	\$42,087,496	\$74,503,720	\$5,000,000	\$192,076,505
FY2019	\$68,557,302	\$42,161,604	\$89,161,006	\$5,000,000	\$204,879,912
TOTAL	\$955,382,586	\$235,892,197	\$456,346,455	\$34,253,995	\$1,681,875,233

TOTAL SCHOLARSHIPS – ALL CREDIT PROGRAMS

Reporting Year	Original Individual Scholarships	Switcher Individual Scholarships	Low-Income Corporate Scholarships	Disabled-Displaced Corporate Scholarships	Total Scholarships
CY1998	\$103,790				\$103,790
CY1999	\$2,196,734				\$2,196,734
CY2000	\$13,561,981				\$13,561,981
CY2001	\$16,484,958				\$16,484,958
CY2002	\$22,826,746				\$22,826,746
CY2003	\$24,428,197				\$24,428,197
CY2004	\$28,025,083				\$28,025,083
CY2005	\$30,863,153				\$30,863,153
CY2006	\$40,594,978		\$49,380		\$40,644,358
CY2007	\$48,561,687		\$4,597,823		\$53,159,510
CY2008	\$54,205,394		\$7,615,639		\$61,821,033
CY2009	\$52,126,882		\$7,849,824	\$625,335	\$60,602,041
CY2010	\$47,333,628		\$9,259,078	\$715,424	\$57,308,130
2 nd half of FY2011	\$27,881,253		\$3,300,990	\$66,837	\$31,249,080
FY2012	\$45,209,410		\$11,294,842	\$583,865	\$57,088,117
FY2013	\$48,873,359	\$4,681,192	\$17,556,127	\$731,231	\$71,841,909
FY2014	\$49,608,573	\$17,561,278	\$24,148,068	\$1,611,469	\$92,929,388
FY2015	\$54,655,984	\$24,261,494	\$31,006,331	\$3,581,873	\$113,505,682
FY2016	\$53,822,486	\$28,213,775	\$42,884,049	\$4,370,439	\$129,290,749
FY2017	\$58,005,669	\$32,990,297	\$51,751,384	\$5,750,839	\$148,498,189
FY2018	\$64,293,115	\$35,780,397	\$59,690,982	\$5,205,607	\$164,970,102
FY2019	\$63,527,883	\$37,502,163	\$68,189,122	\$5,860,589	\$175,079,757
TOTAL	\$847,190,943	\$180,990,596	\$339,193,640	\$29,103,508	\$1,396,478,687

³ The reporting period was changed from calendar year to fiscal year. For FY11, the first 6 months of donations was included in CY10 figures.

⁴ Total donations reported for FY15 were greater than the cap due to monies received at the end of FY14 approved under the FY14 cap that were not deposited until FY15.

⁵ Total donations reported for FY16 were greater than the cap due to a transfer of STO close-out monies from FY15.

SCHOOL TUITION ORGANIZATIONS

Arizona law requires an STO to be certified by the Arizona Department of Revenue (ADOR) before it can begin collecting donations for tax credits. Separate individual and corporate certifications are required for an STO to collect donations from individual taxpayers and from corporation taxpayers. Table 1 (pg. 5) lists all STOs which were certified to collect individual and/or corporate donations during FY2019 and their initial certification date. A total of 69 STOs were certified to accept individual and/or corporate tax credit donations during FY2019. During FY2019, five STOs dissolved and one STO was decertified for failure to follow statutory requirements for FY2018. In addition, four STOs were decertified for failure to follow statutory requirements for FY2019 and were decertified in FY2020.

STOs are required by statute to report the names, job titles and salaries of the three highest-paid employees. Of the STOs certified in FY2019, 38 (or 55%) were staffed by volunteers. Table 1 (pg. 5) identifies the 31 STOs that reported salaries.

The STOs used 31 CPA firms to audit or review their FY2019⁶ donation and scholarship activity, paying them \$379,972 in fees. The audit or review cost is listed for each STO in Table 1 (pg. 5). STOs paid as little as \$770 and as much as \$19,150 for their audit or review. These costs include audits or reviews for both individual and corporate receipts if the STO participated in both programs. If an STO did not receive donations during the fiscal year or in a prior fiscal year, an audit or review is not required.

STOs can allow individual donors to make recommendations when donating (although Arizona law prohibits STOs from awarding scholarships solely on the basis of donor recommendations). In FY2019, 37 of the 65 STOs certified to accept individual donations reported accepting donations with recommendations. This information is summarized in Table 1 (pg. 5).

CY1998 – FY2019 Donations and Scholarships by STO for All Credit Programs

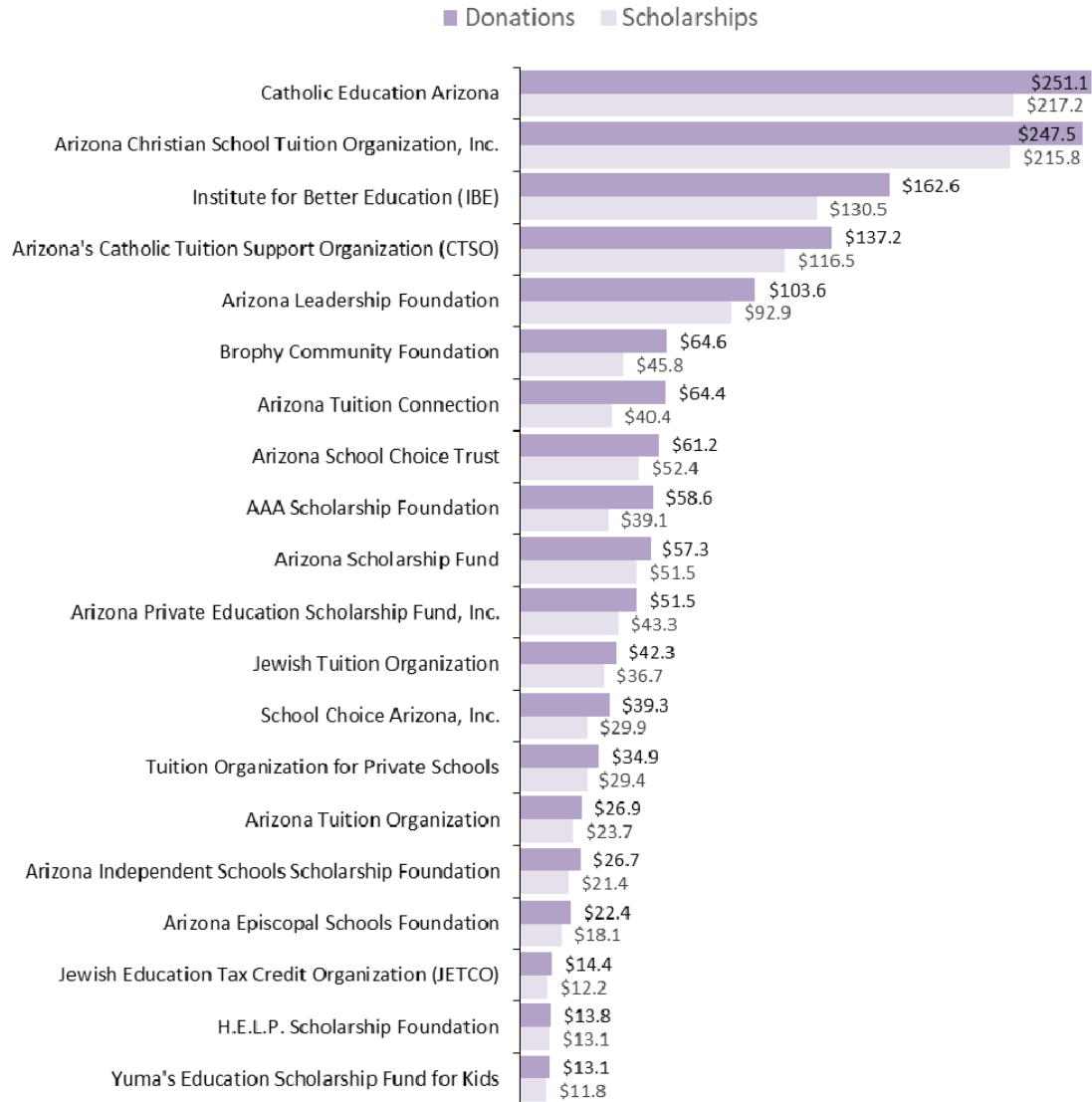
Table 2 (pg. 7) shows every organization that has received donations, with the total received by credit type, since 1998. The STOs that are highlighted are no longer operational as of June 30, 2019. Note that Table 2 does not include future allocated scholarships.

- Since 1998, Catholic Education Arizona has received the largest sum of donations from all four programs totaling \$251,065,467 or 15% of all donations.
- In FY2019, Institute for Better Education (IBE) received the largest sum of donations from all four programs totaling \$23,407,430 or 11% of all donations.
- Since 1998, Catholic Education Arizona has paid the most in individual and corporate scholarships at \$217,194,326, or 16% of all scholarships paid.
- In FY2019, Arizona Christian School Tuition Organization, Inc. paid the most in scholarships for all four programs at \$21,507,172 or 12% of all scholarships paid.

The following chart shows the top 20 STOs by total donations received from CY1998 through FY2019 along with their total scholarships awarded.

⁶ STOs pay for the audit or review in the year following the fiscal year for which the audit or review was completed. FY2018 audits and reviews were paid for in FY2019, the cost of which was reported on the FY2019 annual reports.

Top 20 STOs by Total Donations CY1998 - FY2019 (Millions of Dollars)



Reserving Scholarships for Students in Future Years

STOs are required to allocate at least 90% of their tax credit donations to provide scholarships in each of the four donation programs. Tax credit donations received in a fiscal year must be allocated to scholarships within the following two fiscal years. Allocate means to both award scholarships in the current year and to reserve money for an award for the following year or a future multiyear scholarship for a specific student. In FY2019, STOs reported reserving \$94,256,065 in total from the four programs for specific students in future years. It should be noted that a portion of the reserved future year awards reported by STOs may be for scholarships to be awarded in the upcoming academic year. The breakdown of future reserved scholarships for each tax credit program by STO is included in the corresponding FY2019 tax credit program tables.

Table 1
School Tuition Organizations Certified to Receive Tax Credit Donations in FY2019

School Tuition Organization	Individual Certified	Corporate Certified	Highest Paid Employees FY19			CPA for FY19	Cost of FY19 Audit/Review	Accepts Donation Recommendations
			Salary 1	Salary 2	Salary 3			
ISpecialNeedsScholarships.org	3/12/2018	3/12/2018	\$6,160			Ullmann & Company	\$2,383	Yes
100 Percent AZ	11/17/2017	11/17/2017				James E. Rafferty, CPA, PC	\$3,000	Yes
123TaxCredit.com	4/25/2017	4/25/2017				Eide Bailly	\$9,000	Yes
A Better Choice Tax Credit	6/13/2019	6/13/2019				N/A - first year	N/A - first year	Yes
A Degree for Me, Inc.	5/23/2017	5/23/2017				Ullmann & Company	\$2,515	Yes
AAA Scholarship Foundation	12/10/2012	12/10/2012	\$68,423	\$64,000	\$64,000	Kerkering, Barberio & Co.	\$11,870	No
Academic Opportunity of Arizona	12/15/2015	4/15/2014	\$39,750			Ullmann & Company	\$3,587	No
Alumnus School Tuition Organization	1/27/2015	1/26/2016				Did not report - STO decertified	Did not report - STO decertified	Did not report - STO decertified
America's Scholarship Konnection Inc	4/14/2016	4/14/2016	\$52,000			Eide Bailly	\$12,605	Yes
Arizona Adventist Scholarships, Inc.	1/1/2011	7/1/2012	\$16,530			Ullmann & Company	\$4,051	Yes
Arizona Christian School Tuition Organization, Inc.	1/1/2011		\$100,000	\$75,003	\$60,000	Romek, Sanders & Company, P.C.	\$9,725	Yes
Arizona Education and Scholarship Opportunity Program	12/31/2013	12/31/2013				Ullmann & Company	\$6,383	Yes
Arizona Education First	10/31/2014	10/31/2014				Did not report - STO decertified	Did not report - STO decertified	Did not report - STO decertified
Arizona Education Scholarship Foundation	1/1/2011	9/29/2010	\$83,248			Ullmann & Company	\$6,306	Yes
Arizona Episcopal Schools Foundation	1/1/2011	7/29/2010				Regier Carr & Monroe LLP (RCM)	\$14,500	No
Arizona Independent Schools Scholarship Foundation	1/1/2011	7/29/2010				Roberts-Alexonis Group	\$7,000	No
Arizona International Academy Scholarship Fund	1/1/2011	6/30/2015				Mary Ronning	\$4,500	Yes
Arizona Leadership Foundation		3/9/2011	\$38,769	\$85,000	\$11,333	Semple, Marchal & Cooper, LLP	\$14,092	No
Arizona Lutheran Scholarship Organization	1/1/2011	6/1/2016				Ullmann & Company	\$3,928	Yes
Arizona Private Education Scholarship Fund, Inc.	1/1/2011	7/29/2010	\$105,707	\$73,900	\$67,387	Monica Stern, CPA	\$10,900	Yes
Arizona Private School Tuition Organization	5/3/2018	5/3/2018	\$12,350	\$12,350	\$1,482	Foundation Group	\$770	Yes
Arizona School Choice Trust	1/1/2011	7/29/2010	\$121,000	\$130,947	\$74,846	Ullmann & Company	\$11,425	No
Arizona Tax Credit	8/14/2014	11/5/2015	\$36,000	\$36,000		Romek, Sanders & Company, P.C.	\$5,492	Yes
Arizona Tuition	2/16/2018	2/16/2018	\$12,500	\$12,500		Ullmann & Company	\$4,804	Yes
Arizona Tuition Assistance Program	5/10/2017	5/10/2017				Did not report - STO decertified	Did not report - STO decertified	Did not report - STO decertified
Arizona Tuition Connection	2/1/2013	2/1/2013	\$185,000	\$125,439	\$64,730	Farber Hass Hurley LLP	\$19,150	Yes
Arizona Tuition Organization	1/1/2011	7/29/2010	\$78,985	\$15,288		Monica Stern, CPA	\$6,900	Yes
Arizona Waldorf Scholarship Foundation	1/1/2011	7/1/2012	\$24,000			Addington & Associates, PLLC	\$4,500	Yes
Arizona's Catholic Tuition Support Organization (CTSO)	1/1/2011	7/29/2010	\$99,762	\$50,637	\$43,860	Beach Fleishman PC	\$12,300	No
Best Student Fund	1/1/2011	7/1/2012				Eide Bailly	\$8,900	No
Brophy Community Foundation	1/1/2011	7/29/2010	\$58,010	\$26,730	\$27,272	TULL, FORSBERG & OLSON	\$12,385	No
Catholic Community Foundation for the Diocese of Phoenix	7/31/2018	7/31/2018				Did not report - STO closed	Did not report - STO closed	Did not report - STO closed
Catholic Education Arizona	1/1/2011	7/29/2010	\$135,000	\$75,000	\$90,000	Eide Bailly	\$15,000	No
Center for Educational Scholarships	6/17/2019	6/17/2019				N/A - first year	N/A - first year	N/A - first year
Chabad Tuition Organization	1/1/2011	7/29/2010				Seely, Mullins & Associated, P.C.	\$5,200	No
Christ Lutheran School Tuition Organization	1/1/2011	7/29/2010				Fester and Chapman	\$4,500	No
Christian Scholarship Fund of Arizona	1/1/2011	7/29/2010				HENRY J FORTINO, CPA, PC	\$1,000	Yes
Clickable Institute of Technology and Entrepreneurship		11/8/2018				Did not report - STO closed	Did not report - STO closed	Did not report - STO closed
Cochise Christian School Tuition Organization	1/1/2011	2/24/2011				Scott R. Meyer, CPA, P.C.	\$2,800	Yes
Community Tuition Grant Organization, Inc.	5/10/2018	5/10/2018				N/A - first year	N/A - first year	No
Corporate Tax Foundation		4/14/2011				Eide Bailly	\$9,000	No
Dynamite Montessori Foundation	1/1/2011	8/18/2010				Khalsa McBreaty Accountancy, LLP	\$6,500	Yes
Education Liberty Fund	5/15/2015	5/15/2015				Dorothy Reinert	\$1,000	Yes
Financial Assistance for Independent Schools	1/1/2011	7/29/2010				Ullmann & Company	\$4,075	No
Greater Arizona Inc.	12/4/2017	6/27/2017				Ullmann & Company	\$2,546	No
Independent Schools Corporate Tax Foundation		3/23/2011				Eide Bailly	\$9,738	No
Institute for Better Education (IBE)	1/1/2011	7/29/2010	\$100,081	\$68,749	\$64,670	Romek, Sanders & Company, P.C.	\$7,413	Yes
Jewish Education Tax Credit Organization (JETCO)	1/1/2011	7/29/2010				HBL CPAs, P.C.	\$13,400	No
Jewish Tuition Organization	1/1/2011	6/14/2011	\$88,000	\$60,000		Johnson Lawdahl Endres, PLLC	\$9,200	Yes
Lexington Education Foundation (between 1/7/18 and 2/18/19)	3/9/2018	3/9/2018	\$36,000			Ullmann & Company	\$0	No
Lutheran Education Foundation	1/1/2011	7/29/2010				Ullmann & Company	\$3,143	No
Montessori Scholarship Organization	1/1/2011	7/1/2012	\$5,600	\$5,300	\$3,000	Grass, Coffey and Scharlau	\$6,000	Yes
Next Generation School Tuition Organization	7/18/2016	7/18/2016				Did not report - STO closed	Did not report - STO closed	Did not report - STO closed

Table 1
School Tuition Organizations Certified to Receive Tax Credit Donations in FY2019

School Tuition Organization	Individual Certified	Corporate Certified	Highest Paid Employees FY19			CPA for FY19	Cost of FY19 Audit/Review	Accepts Donation Recommendations
			Salary 1	Salary 2	Salary 3			
Northern Arizona Christian School Scholarship Fund	1/1/2011	10/7/2010	\$13,000			Schutte & Hilgendorf PLLC	\$2,950	Yes
Northern Lights Student Tuition Organization	6/15/2018	6/15/2018				N/A - first year	N/A - first year	No
Orme Primavera Schools Foundation	1/1/2011					Schutte & Hilgendorf PLLC	\$3,000	No
Pappas Kids Schoolhouse Foundation	1/1/2011	8/3/2010	\$59,593	\$6,362		William Bridgeman CPA	\$10,850	No
Private School Tuition Fund 123	4/3/2017	4/3/2017	\$7,550			James E. Raftery, CPA, PC	\$4,750	Yes
Scholarships for Educational Excellence Foundation	1/3/2011					Law and Reed, CPA's	\$975	Yes
School Choice Arizona, Inc.	1/1/2011	7/29/2010	\$55,672	\$25,000	\$6,192	Mike McLaren, Ronald Blue & Trust	\$7,310	Yes
School Tuition Association of Yuma	1/1/2011	7/29/2010				R & A CPAs	\$6,050	Yes
School Tuition Organization 4 Kidz	3/29/2018	3/29/2018	\$2,244			Ullmann & Company	\$2,665	Yes
Schools With Heart Foundation	1/1/2011	8/19/2010				Kevin M. Allen, CPA	\$1,350	No
Students First Foundation	10/2/2015	9/21/2016				James E. Raftery, CPA, PC	\$4,000	Yes
Tuition Organization for Private Schools	1/1/2011	7/29/2010	\$70,000	\$25,000		Romek, Sanders & Company, P.C.	\$7,125	Yes
Valley Tuition Organization	6/1/2016	6/1/2016	\$38,400			James E. Raftery, CPA, PC	\$4,350	Yes
White Mountain Montessori Tuition Support Organization	3/3/2017	3/3/2017				Wilber & Longenbaugh, PLLC	\$1,800	No
White Mountain Tuition Support Foundation	1/1/2011	9/2/2010	\$16,920			Wilber & Longenbaugh, PLLC	\$2,575	Yes
Yuma's Education Scholarship Fund for Kids	1/1/2011	7/1/2012				Romek, Sanders & Company, P.C.	\$6,735	Yes

Table 2
Donations and Scholarships by School Tuition Organizations CY1998 - FY2019

School Tuition Organization	1ST Year	Original Individual		Switcher Individual		Low-Income Corporate		Disabled/Displaced Corporate		TOTALS	
		Donations	Scholarships	Donations	Scholarships	Donations	Scholarships	Donations	Scholarships	Donations	Scholarships
ISpecialNeedsScholarships.org	2018	\$27,916	\$4,050	\$22,806	\$2,750	\$40,000	\$0	\$0	\$0	\$90,722	\$6,800
100 Percent AZ	2017	\$8,522	\$4,772	\$7,305	\$3,881	\$0	\$0	\$0	\$0	\$15,827	\$8,653
123TaxCredit.com	2017	\$67,783	\$37,472	\$68,381	\$25,436	\$40,000	\$5,000	\$0	\$0	\$176,164	\$67,908
A Better Choice Tax Credit	2019	\$0	\$0	\$0	\$0	\$0	\$0	\$0	\$0	\$0	\$0
A Degree for Me, Inc.	2017	\$31,937	\$11,500	\$28,719	\$13,867	\$31,000	\$0	\$0	\$0	\$91,656	\$25,367
AAA Scholarship Foundation	2012	\$0	\$0	\$0	\$0	\$55,674,739	\$36,788,975	\$2,942,000	\$2,288,079	\$58,616,739	\$39,077,055
Academic Opportunity of Arizona	2014	\$168,199	\$100,738	\$152,936	\$107,533	\$406,050	\$284,230	\$1,305,500	\$1,025,999	\$2,032,685	\$1,518,499
Alternative Schools Scholarship Fund	2003	\$114,156	\$109,686	\$0	\$0	\$0	\$0	\$0	\$0	\$114,156	\$109,686
Alumnus School Tuition Organization	2015	\$45,777	\$22,000	\$32,935	\$17,559	\$0	\$0	\$0	\$0	\$78,712	\$39,559
America's Scholarship Konnection Inc	2016	\$53,910	\$39,606	\$47,736	\$36,014	\$3,752,000	\$264,756	\$288,000	\$162,466	\$4,141,646	\$502,841
Arizona Adventist Scholarships, Inc.	1999	\$6,975,493	\$6,752,135	\$660,791	\$561,199	\$2,500	\$2,250	\$0	\$0	\$7,638,783	\$7,315,585
Arizona Christian School Tuition Organization, Inc.	1998	\$201,369,708	\$179,329,988	\$46,162,855	\$36,515,804	\$0	\$0	\$0	\$0	\$247,532,563	\$215,845,793
Arizona Community Foundation School Tuition Organization	2013	\$802,801	\$515,035	\$595,973	\$509,072	\$6,010,000	\$5,186,882	\$1,280,750	\$1,182,484	\$8,689,524	\$7,393,474
Arizona Education Alliance	2012	\$0	\$0	\$0	\$0	\$0	\$0	\$0	\$0	\$0	\$0
Arizona Education and Scholarship Opportunity Program	2013	\$243,043	\$128,225	\$147,905	\$41,446	\$5,292,500	\$3,853,262	\$0	\$0	\$5,683,448	\$4,022,933
Arizona Education First	2014	\$355,883	\$329,998	\$216,623	\$135,095	\$205,000	\$181,700	\$0	\$0	\$777,506	\$646,793
Arizona Education Scholarship Foundation	2010	\$3,698,578	\$2,888,901	\$2,292,912	\$1,214,450	\$488,500	\$329,663	\$5,000	\$4,593	\$6,484,990	\$4,437,607
Arizona Episcopal Schools Foundation	1999	\$14,296,553	\$12,660,294	\$2,766,032	\$2,109,908	\$5,379,022	\$3,373,025	\$0	\$0	\$22,441,607	\$18,143,227
Arizona Independent Schools Scholarship Foundation	1998	\$14,582,683	\$13,570,067	\$4,025,755	\$3,571,380	\$8,107,895	\$4,253,624	\$0	\$0	\$26,716,333	\$21,395,071
Arizona International Academy Scholarship Fund	2001	\$1,012,150	\$876,256	\$173,859	\$167,532	\$55,000	\$55,043	\$0	\$0	\$1,241,009	\$1,098,831
Arizona Leadership Foundation	2011	\$0	\$0	\$0	\$0	\$87,392,466	\$78,898,761	\$16,185,800	\$14,006,831	\$103,578,266	\$92,905,592
Arizona Lutheran Scholarship Organization	2002	\$3,385,111	\$2,967,800	\$980,640	\$845,375	\$140,000	\$117,441	\$0	\$0	\$4,505,751	\$3,930,616
Arizona Native Scholastic Enrichment Resources Foundation	1999	\$402,996	\$277,287	\$0	\$0	\$0	\$0	\$0	\$0	\$402,996	\$277,287
Arizona Private Education Scholarship Fund, Inc.	1999	\$29,945,962	\$25,965,407	\$12,457,926	\$10,433,425	\$6,725,500	\$4,926,177	\$2,348,700	\$1,991,352	\$51,478,088	\$43,316,362
Arizona Private School Tuition Organization	2018	\$227,779	\$174,051	\$122,029	\$97,790	\$100,000	\$94,337	\$0	\$0	\$449,808	\$366,178
Arizona Scholarship & Grants Organization	1999	\$6,775	\$0	\$0	\$0	\$0	\$0	\$0	\$0	\$6,775	\$0
Arizona Scholarship Fund	1998	\$51,256,056	\$46,117,009	\$4,922,141	\$4,436,123	\$1,055,491	\$951,320	\$16,800	\$15,746	\$57,250,488	\$51,520,198
Arizona Scholarships & Tuition	1998	\$23,075	\$26,360	\$0	\$0	\$0	\$0	\$0	\$0	\$23,075	\$26,360
Arizona School Choice Trust	1998	\$22,358,862	\$20,659,539	\$3,748,076	\$2,588,524	\$33,092,088	\$27,285,603	\$2,030,247	\$1,829,394	\$61,229,274	\$52,363,060
Arizona Tax Credit	2014	\$2,289,900	\$1,791,868	\$1,413,182	\$1,092,277	\$404,000	\$363,050	\$0	\$0	\$4,107,083	\$3,247,195
Arizona Tax Credit for Education	2015	\$0	\$0	\$0	\$0	\$0	\$0	\$0	\$0	\$0	\$0
Arizona Tuition	2018	\$46,116	\$29,042	\$33,467	\$17,428	\$65,000	\$25,743	\$0	\$0	\$144,583	\$72,213
Arizona Tuition Assistance Program	2017	\$0	\$0	\$0	\$0	\$0	\$0	\$0	\$0	\$0	\$0
Arizona Tuition Connection	2013	\$21,977,781	\$15,824,155	\$14,851,369	\$9,481,387	\$27,492,647	\$15,066,825	\$60,000	\$54,000	\$64,381,797	\$40,426,367
Arizona Tuition Organization	2004	\$20,609,615	\$18,423,193	\$5,629,363	\$4,637,680	\$666,000	\$609,134	\$0	\$0	\$26,904,977	\$23,670,007
Arizona Waldorf Scholarship Foundation	2001	\$2,908,686	\$2,476,235	\$829,572	\$559,673	\$470,000	\$212,538	\$0	\$0	\$4,208,258	\$3,248,447
Arizona Youth Education Scholarships (AZYES)	2011	\$0	\$0	\$0	\$0	\$135,800	\$122,209	\$0	\$0	\$135,800	\$122,209
Arizona's Catholic Tuition Support Organization (CTSO)	1999	\$75,290,682	\$67,099,913	\$16,373,276	\$12,849,621	\$44,470,116	\$35,526,687	\$1,030,500	\$1,022,109	\$137,164,574	\$116,498,330
Best Student Fund	2001	\$3,353,675	\$3,032,877	\$691,504	\$593,230	\$926,000	\$679,975	\$0	\$0	\$4,971,179	\$4,306,082
Bret Reed Freesmeyer Memorial Scholarship Fund	2001	\$426,736	\$492,962	\$0	\$0	\$0	\$0	\$0	\$0	\$426,736	\$492,962
Brophy Community Foundation	1998	\$21,014,947	\$18,077,341	\$6,345,269	\$4,760,074	\$37,222,622	\$22,981,351	\$0	\$0	\$64,582,838	\$45,818,767
Carden Schools Scholarship Fund	1998	\$57,980	\$55,067	\$0	\$0	\$0	\$0	\$0	\$0	\$57,980	\$55,067
Catholic Community Foundation for the Diocese of Phoenix	2018	\$0	\$0	\$0	\$0	\$0	\$0	\$0	\$0	\$0	\$0
Catholic Education Arizona	1998	\$168,934,620	\$155,390,231	\$33,866,405	\$26,328,428	\$48,264,441	\$35,475,667	\$0	\$0	\$251,065,467	\$217,194,326
Center for Educational Scholarships	2019	\$0	\$0	\$0	\$0	\$0	\$0	\$0	\$0	\$0	\$0
Chabad Tuition Organization	2000	\$2,979,076	\$2,655,520	\$878,307	\$844,422	\$591,500	\$479,370	\$0	\$0	\$4,448,883	\$3,979,312
Chaparral Mission Scholarship Fund	2001	\$1,460,480	\$1,527,304	\$0	\$0	\$3,000	\$3,000	\$0	\$0	\$1,463,480	\$1,530,304
Children's Scholarship Network of Arizona	2008	\$164,211	\$156,647	\$0	\$0	\$330,000	\$323,438	\$0	\$0	\$494,211	\$480,085
Christ Lutheran School Tuition Organization	2000	\$3,441,615	\$3,130,830	\$729,113	\$549,648	\$0	\$0	\$0	\$0	\$4,170,728	\$3,680,478
Christian Scholarship Foundation	1999	\$3,804,018	\$3,581,041	\$406,790	\$363,554	\$211,000	\$197,925	\$0	\$0	\$4,421,808	\$4,142,520
Christian Scholarship Fund of Arizona	1998	\$5,965,906	\$5,344,327	\$477,281	\$332,982	\$255,000	\$96,782	\$0	\$0	\$6,698,187	\$5,774,091
Classical Christian Scholarship Fund	2003	\$249,968	\$207,891	\$0	\$0	\$0	\$0	\$0	\$0	\$249,968	\$207,891
Clickable Institute of Technology and Entrepreneurship	2018	\$0	\$0	\$0	\$0	\$0	\$0	\$0	\$0	\$0	\$0
Cochise Christian School Tuition Organization	2002	\$6,864,924	\$6,373,562	\$1,535,548	\$1,303,292	\$158,500	\$155,947	\$0	\$0	\$8,558,972	\$7,832,800
Community Tuition Grant Organization, Inc.	2018	\$13,309	\$12,700	\$10,672	\$10,600	\$325,000	\$220,800	\$0	\$0	\$348,981	\$244,100

Highlighted STOs are no longer operational as of June 30, 2019

Table 2
Donations and Scholarships by School Tuition Organizations CY1998 - FY2019

School Tuition Organization	1ST Year	Original Individual		Switcher Individual		Low-Income Corporate		Disabled/Displaced Corporate		TOTALS	
		Donations	Scholarships	Donations	Scholarships	Donations	Scholarships	Donations	Scholarships	Donations	Scholarships
Corporate Tax Foundation	2011	\$0	\$0	\$0	\$0	\$6,863,333	\$3,117,943	\$0	\$0	\$6,863,333	\$3,117,943
Corporations Reducing Student Tuition	2014	\$0	\$0	\$0	\$0	\$0	\$0	\$0	\$0	\$0	\$0
Diversity Leadership Institute	2012	\$0	\$0	\$0	\$0	\$0	\$0	\$0	\$0	\$0	\$0
Dynamite Montessori Foundation	2001	\$800,727	\$735,979	\$253,705	\$237,566	\$5,000	\$4,500	\$19,420	\$7,228	\$1,078,852	\$985,273
Educare Scholarship Fund	1999	\$847,957	\$817,733	\$0	\$0	\$0	\$0	\$0	\$0	\$847,957	\$817,733
Education Liberty Fund	2015	\$26,911	\$15,672	\$16,458	\$10,814	\$0	\$0	\$0	\$0	\$43,368	\$26,486
Engelhardt/Pappas Foundation	1999	\$1,219,231	\$1,123,034	\$0	\$0	\$0	\$0	\$0	\$0	\$1,219,231	\$1,123,034
Financial Assistance for Independent Schools	2000	\$4,866,975	\$4,256,965	\$1,469,821	\$1,318,230	\$1,248,500	\$875,864	\$1,080,000	\$890,560	\$8,665,296	\$7,341,619
Flagstaff Scholarship Fund	2001	\$1,752,439	\$1,610,865	\$0	\$0	\$1,392,500	\$1,316,020	\$0	\$0	\$3,144,939	\$2,926,885
Foundation for Corporate Tax Credit	2011	\$0	\$0	\$0	\$0	\$872,000	\$890,380	\$0	\$0	\$872,000	\$890,380
Foundation for Lutherans Interested in Funding Education	2002	\$432,551	\$428,851	\$0	\$0	\$0	\$0	\$0	\$0	\$432,551	\$428,851
Foundation for Montessori Scholarships	1999	\$522,654	\$473,808	\$0	\$0	\$0	\$0	\$0	\$0	\$522,654	\$473,808
Funds for Kids	2013	\$537,708	\$485,461	\$284,321	\$255,588	\$65,000	\$58,500	\$0	\$0	\$887,029	\$799,549
Greater Arizona Inc.	2017	\$0	\$0	\$0	\$0	\$947,500	\$851,470	\$0	\$0	\$947,500	\$851,470
H.E.L.P. Scholarship Foundation	1998	\$13,032,282	\$12,369,660	\$806,204	\$730,432	\$10,605	\$9,480	\$0	\$0	\$13,849,091	\$13,109,572
Higher Education STO	2011	\$366,767	\$317,748	\$126,206	\$116,169	\$10,000	\$9,000	\$0	\$0	\$502,973	\$442,917
Independent Schools Corporate Tax Foundation	2011	\$0	\$0	\$0	\$0	\$8,171,334	\$4,497,903	\$0	\$0	\$8,171,334	\$4,497,903
Institute for Better Education (IBE)	1998	\$114,372,976	\$94,727,464	\$37,364,309	\$26,299,501	\$9,126,564	\$8,148,227	\$1,767,898	\$1,274,869	\$162,631,747	\$130,450,060
Investing in Children of Arizona Scholarship Fund	2003	\$6,875	\$0	\$0	\$0	\$0	\$0	\$0	\$0	\$6,875	\$0
Jewish Education Tax Credit Organization (JETCO)	1999	\$10,442,434	\$8,958,378	\$2,719,320	\$2,010,792	\$1,257,000	\$1,212,951	\$0	\$0	\$14,418,755	\$12,182,122
Jewish Tuition Organization	1999	\$29,071,087	\$26,931,674	\$8,360,976	\$6,519,551	\$4,882,996	\$3,236,301	\$0	\$0	\$42,315,059	\$36,687,527
Just Friends of Education	2009	\$7,600	\$6,070	\$0	\$0	\$0	\$0	\$0	\$0	\$7,600	\$6,070
Lexington Education Foundation	2016	\$56,956	\$47,870	\$26,223	\$22,684	\$10,000	\$8,495	\$50,000	\$35,585	\$143,179	\$114,634
Life Development Institute Education Fund	2006	\$368,495	\$366,187	\$134,972	\$119,013	\$65,000	\$58,500	\$45,000	\$39,816	\$613,467	\$583,516
Lutheran Education Foundation	1998	\$3,196,645	\$3,041,738	\$225,208	\$217,362	\$0	\$0	\$0	\$0	\$3,421,853	\$3,259,100
Maranatha Christian Co-Op Tuition Fund	1998	\$21,630	\$3,926	\$0	\$0	\$0	\$0	\$0	\$0	\$21,630	\$3,926
Montessori Centre School Tuition Organization	2000	\$361,549	\$349,867	\$0	\$0	\$0	\$0	\$0	\$0	\$361,549	\$349,867
Montessori Scholarship Organization	2000	\$5,655,960	\$5,339,760	\$1,223,181	\$915,461	\$72,000	\$59,790	\$0	\$0	\$6,951,141	\$6,315,011
Montessori School Tuition Organization	1999	\$43,400	\$38,900	\$0	\$0	\$0	\$0	\$0	\$0	\$43,400	\$38,900
Next Generation School Tuition Organization	2017	\$9,430	\$3,124	\$10,293	\$4,876	\$0	\$0	\$0	\$0	\$19,723	\$8,000
Northern Arizona Christian School Scholarship Fund	1998	\$6,385,867	\$5,461,258	\$1,591,137	\$1,213,396	\$485,012	\$458,635	\$0	\$0	\$8,462,016	\$7,133,289
Northern Lights Student Tuition Organization	2018	\$0	\$0	\$0	\$0	\$0	\$0	\$55,000	\$0	\$55,000	\$0
Orme Primavera Schools Foundation	1999	\$3,527,751	\$3,334,068	\$661,933	\$628,510	\$0	\$0	\$0	\$0	\$4,189,684	\$3,962,577
Pappas Kids Schoolhouse Foundation	2005	\$4,487,137	\$4,024,006	\$2,196,109	\$1,999,880	\$2,678,732	\$2,412,087	\$0	\$0	\$9,361,978	\$8,435,973
Parkside Christian Learning Center	2012	\$0	\$0	\$0	\$0	\$0	\$0	\$0	\$0	\$0	\$0
Patagonia Scholarship Fund	1999	\$76,154	\$62,713	\$0	\$0	\$0	\$0	\$0	\$0	\$76,154	\$62,713
Pinetop Tuition Support Organization	2006	\$152,954	\$132,757	\$20,160	\$14,161	\$5,000	\$5,000	\$0	\$0	\$178,114	\$151,918
Private School Tuition Fund 123	2017	\$228,233	\$153,971	\$115,049	\$67,009	\$510,600	\$416,628	\$0	\$0	\$853,882	\$637,608
Scholarships for Educational Excellence Foundation	2009	\$863,506	\$865,616	\$312,257	\$206,051	\$0	\$0	\$0	\$0	\$1,175,763	\$1,071,667
School Choice Arizona, Inc.	2006	\$6,681,585	\$4,596,913	\$1,733,534	\$1,135,559	\$29,984,432	\$23,402,040	\$908,500	\$743,368	\$39,308,052	\$29,877,880
School Tuition Association of Yuma	1999	\$4,314,652	\$3,932,697	\$664,493	\$595,558	\$3,190,100	\$2,918,253	\$0	\$1,250	\$8,169,244	\$7,447,759
School Tuition Organization 4 Kidz	2018	\$246,564	\$154,245	\$142,621	\$78,011	\$234,000	\$193,601	\$0	\$0	\$623,185	\$425,857
Schools With Heart Foundation	1999	\$4,957,782	\$4,667,853	\$1,317,176	\$1,214,705	\$0	\$0	\$0	\$0	\$6,274,958	\$5,882,558
Shepherd of the Desert Education Foundation	2000	\$2,056,279	\$1,933,866	\$387,441	\$330,131	\$0	\$0	\$0	\$0	\$2,443,720	\$2,263,997
Southern Az Foundation for Education - SAFE Lutheran	1998	\$4,321,287	\$4,328,846	\$173,544	\$157,412	\$0	\$0	\$0	\$0	\$4,494,831	\$4,486,259
Southwest Tuition Organization 4 Kids	2018	\$0	\$0	\$0	\$0	\$0	\$0	\$0	\$0	\$0	\$0
Students First Foundation	2015	\$66,305	\$69,321	\$28,057	\$26,958	\$0	\$0	\$0	\$0	\$94,362	\$96,279
Tempe Montessori Parent's Organization	2000	\$1,327,668	\$1,285,596	\$6,000	\$13,633	\$0	\$0	\$0	\$0	\$1,333,668	\$1,299,229
Tempe Montessori School Tuition Organization	2011	\$157,233	\$41,843	\$0	\$0	\$16,000	\$0	\$0	\$0	\$173,233	\$41,843
Tesseract Tuition Organization	1998	\$146,315	\$24,250	\$0	\$0	\$0	\$0	\$0	\$0	\$146,315	\$24,250
The Leadership Consortium	2011	\$0	\$0	\$0	\$0	\$0	\$0	\$0	\$0	\$0	\$0
The Zisel Tovah Foundation	2016	\$535	\$535	\$500	\$500	\$0	\$0	\$0	\$0	\$1,035	\$1,035
Tuition Organization for Private Schools	2004	\$20,836,305	\$18,178,252	\$5,969,572	\$4,417,221	\$5,409,795	\$4,446,614	\$2,659,880	\$2,365,005	\$34,875,551	\$29,407,092
Valley Lutheran Scholarship Organization	2004	\$1,148,000	\$1,149,711	\$137,641	\$124,572	\$130,000	\$116,018	\$0	\$0	\$1,415,641	\$1,390,301
Valley Tuition Organization	2016	\$99,357	\$20,207	\$86,982	\$73,800	\$1,547,500	\$79,555	\$0	\$0	\$1,733,839	\$173,562

Highlighted STOs are no longer operational as of June 30, 2019

Table 2
Donations and Scholarships by School Tuition Organizations CY1998 - FY2019

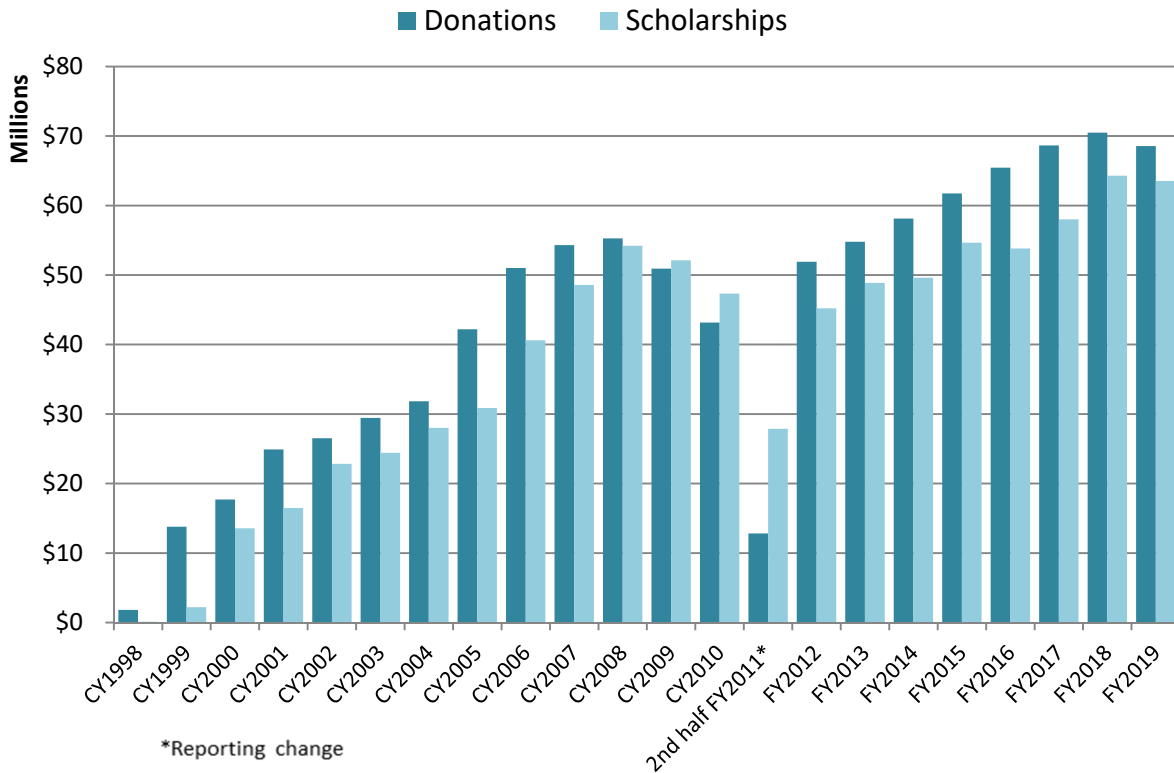
School Tuition Organization	1ST Year	<u>Original Individual</u>		<u>Switcher Individual</u>		<u>Low-Income Corporate</u>		<u>Disabled/Displaced Corporate</u>		<u>TOTALS</u>	
		Donations	Scholarships	Donations	Scholarships	Donations	Scholarships	Donations	Scholarships	Donations	Scholarships
VVBC Christian Education Fund	1999	\$324,519	\$317,182	\$0	\$0	\$0	\$0	\$0	\$0	\$324,519	\$317,182
Walter T. Beamis Scholarship Foundation	1999	\$11,371	\$4,000	\$0	\$0	\$0	\$0	\$0	\$0	\$11,371	\$4,000
White Mountain Montessori Tuition Support Organization	2017	\$38,688	\$14,000	\$20,458	\$10,000	\$7,500	\$7,500	\$0	\$0	\$66,646	\$31,500
White Mountain Tuition Support Foundation	2004	\$2,559,606	\$2,255,706	\$875,466	\$581,947	\$45,000	\$18,000	\$0	\$0	\$3,480,072	\$2,855,654
Yo Creo - Competitive America	2011	\$0	\$0	\$0	\$0	\$0	\$0	\$0	\$0	\$0	\$0
Yuma's Education Scholarship Fund for Kids	2003	\$9,029,741	\$8,479,916	\$2,725,418	\$2,165,081	\$1,123,075	\$971,892	\$175,000	\$162,775	\$13,053,235	\$11,779,664
TOTALS		\$955,382,585	\$847,190,941	\$235,892,197	\$180,990,596	\$456,346,455	\$339,193,639	\$34,253,995	\$29,103,510	\$1,681,875,232	\$1,396,478,686

Highlighted STOs are no longer operational as of June 30, 2019

ORIGINAL INDIVIDUAL INCOME TAX CREDIT PROGRAM

Arizona allows an individual income tax credit for donations made to STOs that provide scholarships to private schools. There were 64 STOs certified to receive individual donations in FY2019. The original individual income tax credit for contributions to school tuition organizations is governed by A.R.S. § 43-1089 and Chapter 16 in Title 43. The maximum credit amounts are adjusted each year for inflation. For tax year 2019 the original individual income tax credit was \$569 (for single, unmarried head of household and married filing separate taxpayers) and \$1,138 (for married filing joint taxpayers). The original individual scholarship is available to K-12 students and preschool students with disabilities. The scholarship amount cannot exceed the cost of tuition for an academic year.

Growth in Original Individual Credit Program



The following table shows the number of STOs collecting original individual donations in each period, the number of donations and the amount of tax credit donations. The percentage change is calculated for prior year amounts reported. No percentage change is calculated for FY2011 as this is the first fiscal year reporting period. The table also shows the number of STOs providing original individual scholarships in each period, the number of scholarships and the amount of scholarships paid. (For calendar years prior to 2003, the numbers are soft; reporting was not statutorily-required at that time.) As with the donations data, no percentage change is calculated for FY2011 as this was the first fiscal year reporting period. Please note that the number of scholarships paid does not equate to the number of students receiving scholarships. Many families seek scholarships from multiple STOs, resulting in one child being counted several times in the scholarship counts.

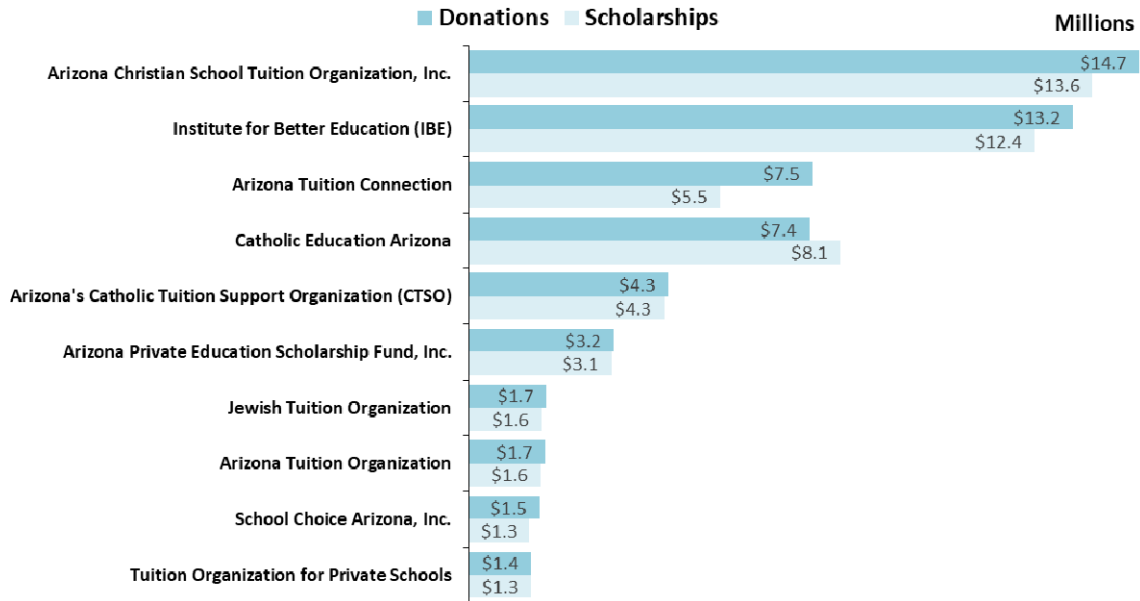
The totals below do not include donation transfers from one STO to another as a result of an STO closure. The donation amounts would have been initially recorded as donations received by the closing STO in the same fiscal year or possibly in a prior fiscal year. For FY2019, STOs received \$54,928 in Original donation

transfers from closing STOs. The receiving STOs are required to award 90% of the transferred amount as scholarships to eligible students attending qualified schools.

ORIGINAL INDIVIDUAL INCOME TAX CREDIT PROGRAM

Reporting Year	Original Individual Donations				Original Individual Scholarships			
	# of STOs	# donations	\$ Amount	% change	# of STOs	# scholarships	\$ Amount	% change
CY1998	16	4,248	\$1,815,798		4	128	\$103,790	
CY1999	33	32,023	\$13,781,341		19	3,207	\$2,196,734	
CY2000	36	38,249	\$17,701,284	28.4%	32	15,081	\$13,561,981	517.4%
CY2001	43	46,696	\$24,897,444	40.7%	39	18,049	\$16,484,958	21.6%
CY2002	43	52,203	\$26,512,683	6.5%	43	19,582	\$22,826,746	38.5%
CY2003	51	58,122	\$29,444,972	11.1%	49	20,134	\$24,428,197	7.0%
CY2004	53	63,830	\$31,846,494	8.2%	51	21,146	\$28,025,083	14.7%
CY2005	53	69,239	\$42,196,206	32.5%	51	22,529	\$30,863,153	10.1%
CY2006	56	73,617	\$51,012,326	20.9%	52	24,678	\$40,594,978	31.5%
CY2007	55	76,065	\$54,304,968	6.5%	55	27,153	\$48,561,687	19.6%
CY2008	55	78,434	\$55,260,728	1.8%	54	28,327	\$54,205,394	11.6%
CY2009	54	73,430	\$50,916,897	-7.9%	52	27,592	\$52,126,882	-3.8%
CY2010	53	62,940	\$43,163,214	-15.2%	54	26,430	\$47,333,628	-9.2%
FY2011	50	74,681	\$51,408,122		50	24,039	\$46,091,539	
FY2012	49	76,739	\$51,918,033	1.0%	50	23,828	\$45,209,410	-1.9%
FY2013	48	76,098	\$54,794,058	5.5%	47	25,462	\$48,873,359	8.1%
FY2014	49	80,893	\$58,129,582	6.1%	48	26,972	\$49,608,573	1.5%
FY2015	52	80,933	\$61,740,114	6.2%	50	29,792	\$54,655,984	10.2%
FY2016	55	86,513	\$65,436,399	6.0%	50	31,345	\$53,822,486	-1.5%
FY2017	55	88,316	\$68,649,049	4.9%	53	32,585	\$58,005,669	7.8%
FY2018	59	91,475	\$70,485,289	2.7%	58	34,632	\$64,293,115	10.8%
FY2019	56	88,532	\$68,557,302	-2.7%	55	36,579	\$63,527,883	-1.2%

Top 10 STOs by FY2019 Original Individual Donations



FY2019 Original Individual Donations and Scholarships

Table 3 (pg. 16) shows the number, amount and average⁷ of the FY2019 original individual donations received by STO. In addition, the number and amount of scholarships paid by STO as well as the average scholarships⁸ and number of schools receiving scholarships is included. This table also provides the number and amount of original individual future reserved scholarships reported by each STO.

- Arizona Christian School Tuition Organization, Inc. received the most original individual donations in both number and amount of 18,261 donations (21% of the total) for \$14,651,500 (21% of the total).
- Students First Foundation received the largest average original individual donation amount of \$949.
- Arizona Christian School Tuition Organization, Inc. paid the highest amount of original individual scholarships (\$13,638,351 or 21% of the total) and Institute for Better Education (IBE) awarded the largest number of scholarships (8,193 scholarships or 22% of the total).
- Academic Opportunity of Arizona awarded the largest average original individual scholarship of \$5,682.
- Institute for Better Education (IBE) awarded original individual scholarships to a total of 200 schools.
- Eight STOs provided original individual scholarships to the required minimum of two private schools.

There was one STO that received donations but did not pay scholarships in FY2019. This STO was certified during FY2019. STOs must allocate 90% of the tax credit donations to scholarships within two fiscal years after receipt of the donations.

⁷ Because STOs will receive donations in a fiscal year that will include two tax years, the average donation amount may fall between the two tax year donation caps.

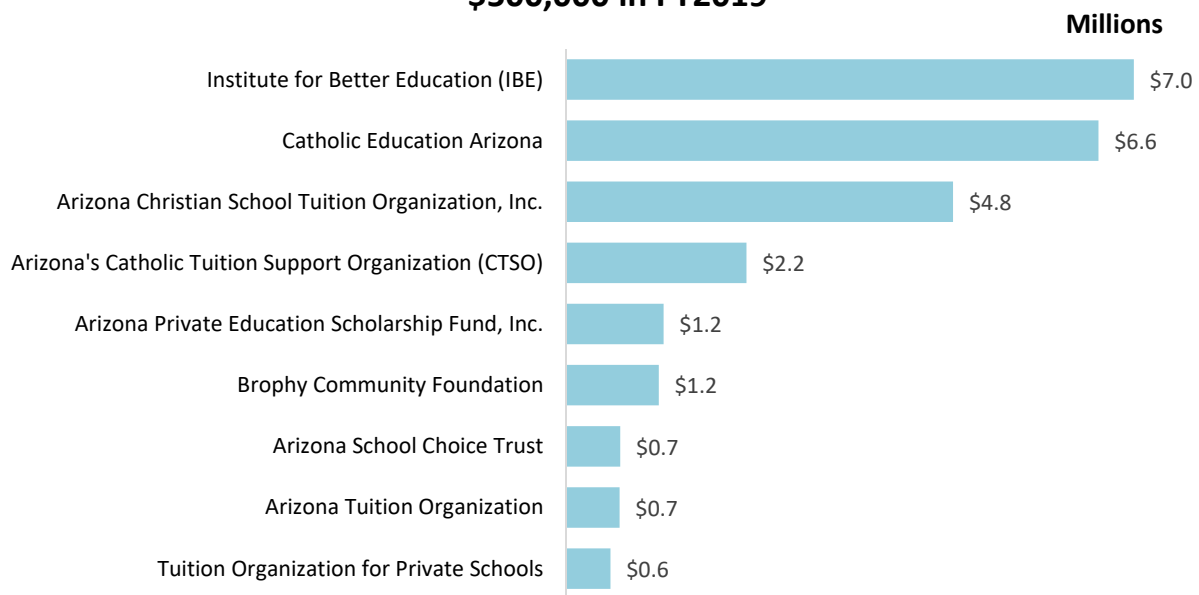
⁸ The STO average scholarship calculation will include double counting if a student attends two different private schools during the year and an STO awards the student scholarships to both schools.

There were four STOs that provided original individual scholarships to only one private school. When verifying an STO’s compliance with the statutory requirement to not limit scholarships to only one school, both the original and switcher scholarship programs are reviewed together. Based on information provided by the STOs, one was considered in violation and had 90 days to correct the issue.

Future Reserved Original Individual Scholarships

STOs also reserved scholarships for specific students for future years. Twenty-six STOs reserved an additional \$27,181,139 in the original individual donation program for 14,183 students. Institute for Better Education reported reserving the largest amount of original individual donations for future year scholarships of \$7,027,696 for 2,423 students. Please note that a portion of the reserved future year awards reported by STOs may be for scholarships to be awarded in the upcoming academic year.

Future Reserved Original Individual Scholarships Greater than \$500,000 in FY2019



FY2019 Original Individual Scholarships by Income Level

STOs are required to report the percentage of scholarship dollars that go to families with income of 185% or less of poverty level and the percentage of scholarship dollars that go to families with income ranging from above 185% of poverty level to 342.25% of poverty level. For the 2018-2019 academic year, 342.25% of the federal poverty level for a household of four was \$85,905.

**Overall Share of FY2019 Original Individual Scholarships
by Family Income**

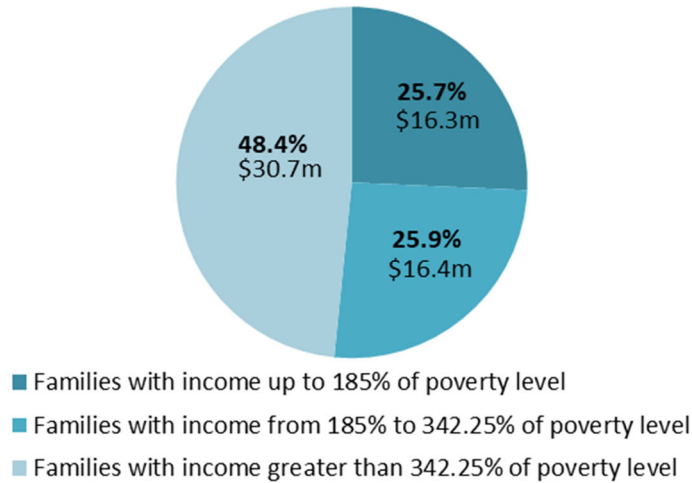


Table 4 (pg. 18) shows the income level percentages for each STO. One organization gave 100% of their original individual scholarships to children in families with income of 185% or less of poverty level while eleven STOs gave 100% of their scholarships to children in families with income up to 342.25% of the poverty level. There were twenty STOs that gave more than 50% of their original individual scholarships to children of families with income greater than 342.25% of poverty level.

Original Individual Credit Program 90/10 Calculation

All STOs certified to collect original individual donations in FY2019 were evaluated as to their status in relation to the requirement that 90% of all revenue must be paid out in scholarships. From an administrative viewpoint, no STO is expected to pay out 90% of donations it receives in the current year for scholarships the same year. There will always be a lag between revenue received and revenue paid out and it does not mean that an STO with a percentage of less than 90% is in violation of the law. The 90% requirement is evaluated using two different methods: 1) a review of total donations and scholarships over the life of the STO and 2) calculating 90% of credit donations received in a particular fiscal year and tracking the amount to be awarded within the following two fiscal years. The following table shows the lifetime percentage calculated based on total donations and scholarships (method #1) for those STOs certified to receive original individual donations in FY2019.

Original Individual Credit Program Lifetime 90/10 Ratios

School Tuition Organization	Ratio	School Tuition Organization	Ratio
!SpecialNeedsScholarships.org	75.3%	Christ Lutheran School Tuition Organization	96.6%
100 Percent AZ	94.4%	Christian Scholarship Fund of Arizona	89.7%
123TaxCredit.com	90.0%	Cochise Christian School Tuition Organization	97.4%
A Degree for Me, Inc.	37.6%	Community Tuition Grant Organization, Inc.	95.4%
Academic Opportunity of Arizona	60.0%	Dynamite Montessori Foundation	97.9%
America's Scholarship Konnection Inc	73.9%	Education Liberty Fund	63.9%
Arizona Adventist Scholarships, Inc.	97.5%	Financial Assistance for Independent Schools	87.5%
Arizona Christian School Tuition Organization, Inc.	91.2%	Institute for Better Education (IBE)	88.9%
Arizona Education and Scholarship Opportunity Program	79.4%	Jewish Education Tax Credit Organization (JETCO)	88.1%
Arizona Education First	93.7%	Jewish Tuition Organization	92.8%
Arizona Education Scholarship Foundation	83.0%	Lutheran Education Foundation	95.7%
Arizona Episcopal Schools Foundation	88.9%	Montessori Scholarship Organization	98.0%
Arizona Independent Schools Scholarship Foundation	93.3%	Northern Arizona Christian School Scholarship Fund	85.9%
Arizona International Academy Scholarship Fund	88.8%	Orme Primavera Schools Foundation	93.1%
Arizona Lutheran Scholarship Organization	93.6%	Pappas Kids Schoolhouse Foundation	89.0%
Arizona Private Education Scholarship Fund, Inc.	90.6%	Private School Tuition Fund 123	67.8%
Arizona Private School Tuition Organization	76.4%	School Choice Arizona, Inc.	75.4%
Arizona School Choice Trust	95.1%	School Tuition Association of Yuma	91.5%
Arizona Tax Credit	80.4%	School Tuition Organization 4 Kidz	90.6%
Arizona Tuition Connection	71.5%	Schools With Heart Foundation	93.5%
Arizona Tuition Organization	92.4%	Students First Foundation	95.3%
Arizona Waldorf Scholarship Foundation	88.8%	Tuition Organization for Private Schools	89.9%
Arizona's Catholic Tuition Support Organization (CTSO)	92.1%	Valley Tuition Organization	20.6%
Best Student Fund	91.3%	White Mountain Montessori Tuition Support Organization	38.6%
Brophy Community Foundation	91.6%	White Mountain Tuition Support Foundation	88.7%
Catholic Education Arizona	95.8%	Yuma's Education Scholarship Fund for Kids	98.0%
Chabad Tuition Organization	89.4%		

Three STOs have lifetime ratios below 50.0 because they are newer STOs; their scholarships should increase significantly within the next year or two. These percentages are being monitored annually and if STOs with low percentages do not improve, ADOR will review that program to determine the reason. Based on the yearly 90% calculation (method #2), there were no STOs found in violation of the 90% requirement.

Table 3
FY2019 Original Individual Donations and Scholarships by School Tuition Organization

School Tuition Organization	Donations			Scholarships				Future Reserved Scholarships	
	#	\$ Amount	Average	#	\$ Amount	Average	# of Schools	#	\$ Amount
SpecialNeedsScholarships.org	25	17,880	\$715	3	4,050	\$1,350	3	10	16,000
100 Percent AZ	5	4,400	\$880	2	4,772	\$2,386	2	0	0
123TaxCredit.com	28	24,420	\$872	41	33,201	\$810	18	0	0
A Degree for Me, Inc.	24	15,785	\$658	7	6,000	\$857	4	0	0
Academic Opportunity of Arizona	45	38,114	\$847	12	68,185	\$5,682	7	0	0
America's Scholarship Konnection Inc	23	19,911	\$866	7	20,984	\$2,998	5	0	0
Arizona Adventist Scholarships, Inc.	429	322,209	\$751	298	357,545	\$1,200	12	30	29,013
Arizona Christian School Tuition Organization, Inc.	18,261	14,651,500	\$802	6,812	13,638,351	\$2,002	123	2,167	4,791,354
Arizona Education and Scholarship Opportunity Program	43	31,726	\$738	32	14,125	\$441	6	21	63,000
Arizona Education First	64	56,098	\$877	22	134,340	\$6,106	2	0	0
Arizona Education Scholarship Foundation	1,014	850,811	\$839	533	728,618	\$1,367	51	201	174,997
Arizona Episcopal Schools Foundation	1,176	778,560	\$662	172	859,633	\$4,998	5	3	6,281
Arizona Independent Schools Scholarship Foundation	896	781,662	\$872	209	741,916	\$3,550	3	0	0
Arizona International Academy Scholarship Fund	66	54,558	\$827	13	39,050	\$3,004	4	0	0
Arizona Lutheran Scholarship Organization	484	375,614	\$776	319	313,532	\$983	9	87	50,407
Arizona Private Education Scholarship Fund, Inc.	3,669	3,155,704	\$860	1,462	3,103,869	\$2,123	96	762	1,211,400
Arizona Private School Tuition Organization	246	227,779	\$926	138	174,051	\$1,261	15	0	0
Arizona School Choice Trust	695	467,977	\$673	128	316,310	\$2,471	42	236	674,015
Arizona Tax Credit	645	514,931	\$798	290	434,703	\$1,499	53	27	66,268
Arizona Tuition	32	26,558	\$830	8	26,042	\$3,255	2	0	0
Arizona Tuition Connection	9,590	7,500,686	\$782	2,817	5,477,817	\$1,945	154	0	0
Arizona Tuition Organization	2,016	1,668,271	\$828	894	1,552,416	\$1,736	8	396	667,004
Arizona Waldorf Scholarship Foundation	462	322,383	\$698	113	278,012	\$2,460	1	33	82,594
Arizona's Catholic Tuition Support Organization (CTSO)	6,131	4,348,020	\$709	2,749	4,263,877	\$1,551	24	1,520	2,236,885
Best Student Fund	108	91,075	\$843	20	62,100	\$3,105	1	0	0
Brophy Community Foundation	1,533	1,303,902	\$851	393	1,251,453	\$3,184	13	295	1,151,550
Catholic Education Arizona	10,108	7,442,088	\$736	5,537	8,109,365	\$1,465	38	4,451	6,589,954
Chabad Tuition Organization	336	230,058	\$685	58	206,847	\$3,566	6	0	0
Christ Lutheran School Tuition Organization	220	155,265	\$706	0	0		0	110	195,714
Christian Scholarship Fund of Arizona	228	149,686	\$657	61	121,921	\$1,999	6	0	0
Cochise Christian School Tuition Organization	693	558,391	\$806	209	326,903	\$1,564	17	137	312,150
Community Tuition Grant Organization, Inc.	22	13,309	\$605	13	12,700	\$977	5	0	0
Dynamite Montessori Foundation	76	62,578	\$823	26	60,333	\$2,321	4	4	3,879
Education Liberty Fund	8	5,640	\$705	12	7,550	\$629	1	0	0
Financial Assistance for Independent Schools	337	279,387	\$829	56	248,320	\$4,434	2	0	0
Institute for Better Education (IBE)	15,474	13,203,614	\$853	8,193	12,365,204	\$1,509	200	2,423	7,027,696
Jewish Education Tax Credit Organization (JETCO)	686	545,526	\$795	125	625,533	\$5,004	2	43	201,632
Jewish Tuition Organization	2,130	1,679,716	\$789	556	1,570,923	\$2,825	6	0	0
Lexington Education Foundation	19	14,341	\$755	3	14,341	\$4,780	1	0	0
Lutheran Education Foundation	98	71,167	\$726	28	86,636	\$3,094	7	0	0
Montessori Scholarship Organization	366	311,605	\$851	76	230,057	\$3,027	12	60	167,415
Northern Arizona Christian School Scholarship Fund	778	585,797	\$753	212	538,958	\$2,542	4	0	0
Orme Primavera Schools Foundation	278	214,823	\$773	43	219,750	\$5,110	2	0	0
Pappas Kids Schoolhouse Foundation	664	558,826	\$842	310	548,251	\$1,769	29	0	0
Private School Tuition Fund 123	80	67,423	\$843	49	53,779	\$1,098	10	0	0
Scholarships for Educational Excellence Foundation	122	97,371	\$798	52	112,835	\$2,170	3	23	23,704
School Choice Arizona, Inc.	4,317	1,518,054	\$352	1,142	1,302,802	\$1,141	136	506	476,073

Table 3
FY2019 Original Individual Donations and Scholarships by School Tuition Organization

School Tuition Organization	Donations			Scholarships			# of Schools	Future Reserved Scholarships	
	#	\$ Amount	Average	#	\$ Amount	Average		#	\$ Amount
School Tuition Association of Yuma	156	118,451	\$759	413	105,327	\$255	9	0	0
School Tuition Organization 4 Kidz	323	229,698	\$711	216	141,658	\$656	15	56	67,598
Schools With Heart Foundation	268	235,991	\$881	47	227,960	\$4,850	3	0	0
Students First Foundation	43	40,823	\$949	75	39,766	\$530	18	0	0
Tuition Organization for Private Schools	1,603	1,353,491	\$844	1,100	1,336,762	\$1,215	97	380	553,433
Valley Tuition Organization	48	41,672	\$868	4	6,444	\$1,611	2	0	0
White Mountain Montessori Tuition Support Organization	16	13,882	\$868	3	7,750	\$2,583	2	0	0
White Mountain Tuition Support Foundation	384	297,842	\$776	83	265,512	\$3,199	6	0	0
Yuma's Education Scholarship Fund for Kids	941	810,254	\$861	383	728,745	\$1,903	12	202	341,123
TOTALS	88,532	\$68,557,302	\$774	36,579	\$63,527,883	\$1,737	353	14,183	\$27,181,139

Table 4
FY2019 Original Individual Scholarships by Income Level

School Tuition Organization	Original Individual Scholarships	% of Scholarships to Families with		
		Income up to 185% of Poverty Level	Income from 185% to 342.25% of Poverty Level	Remaining %
ISpecialNeedsScholarships.org	\$4,050	35.8%	64.2%	0.0%
100 Percent AZ	\$4,772	42.9%	0.0%	57.1%
123TaxCredit.com	\$33,201	24.9%	25.4%	49.6%
A Degree for Me, Inc.	\$6,000	83.3%	16.7%	0.0%
Academic Opportunity of Arizona	\$68,185	96.0%	4.0%	0.0%
America's Scholarship Konnection Inc	\$20,984	0.0%	52.3%	47.7%
Arizona Adventist Scholarships, Inc.	\$357,545	43.8%	36.4%	19.7%
Arizona Christian School Tuition Organization, Inc.	\$13,638,351	19.8%	29.8%	50.3%
Arizona Education and Scholarship Opportunity Program	\$14,125	19.1%	18.6%	62.3%
Arizona Education First	\$134,340	Data not reported	Data not reported	Data not reported
Arizona Education Scholarship Foundation	\$728,618	8.8%	19.4%	71.9%
Arizona Episcopal Schools Foundation	\$859,633	51.6%	14.0%	34.4%
Arizona Independent Schools Scholarship Foundation	\$741,916	19.6%	25.9%	54.6%
Arizona International Academy Scholarship Fund	\$39,050	45.4%	36.9%	17.7%
Arizona Lutheran Scholarship Organization	\$313,532	31.6%	26.7%	41.6%
Arizona Private Education Scholarship Fund, Inc.	\$3,103,869	18.2%	26.7%	55.1%
Arizona Private School Tuition Organization	\$174,051	15.9%	22.6%	61.5%
Arizona School Choice Trust	\$316,310	52.4%	47.6%	0.0%
Arizona Tax Credit	\$434,703	14.5%	33.2%	52.3%
Arizona Tuition	\$26,042	0.0%	0.0%	100.0%
Arizona Tuition Connection	\$5,477,817	9.0%	12.9%	78.1%
Arizona Tuition Organization	\$1,552,416	11.1%	34.1%	54.8%
Arizona Waldorf Scholarship Foundation	\$278,012	18.2%	53.2%	28.7%
Arizona's Catholic Tuition Support Organization (CTSO)	\$4,263,877	36.5%	41.5%	22.0%
Best Student Fund	\$62,100	64.3%	35.7%	0.0%
Brophy Community Foundation	\$1,251,453	57.5%	25.1%	17.4%
Catholic Education Arizona	\$8,109,365	44.7%	23.8%	31.5%
Chabad Tuition Organization	\$206,847	57.0%	16.4%	26.5%
Christian Scholarship Fund of Arizona	\$121,921	67.0%	28.4%	4.6%
Cochise Christian School Tuition Organization	\$326,903	22.9%	41.0%	36.1%
Community Tuition Grant Organization, Inc.	\$12,700	30.3%	38.2%	31.5%
Dynamite Montessori Foundation	\$60,333	12.9%	87.1%	0.0%
Education Liberty Fund	\$7,550	61.9%	24.8%	13.2%
Financial Assistance for Independent Schools	\$248,320	9.6%	10.5%	79.9%
Institute for Better Education (IBE)	\$12,365,204	16.6%	22.2%	61.2%
Jewish Education Tax Credit Organization (JETCO)	\$625,533	23.1%	22.2%	54.7%
Jewish Tuition Organization	\$1,570,923	20.0%	22.2%	57.9%
Lexington Education Foundation	\$14,341	100.0%	0.0%	0.0%
Lutheran Education Foundation	\$86,636	59.4%	40.6%	0.0%
Montessori Scholarship Organization	\$230,057	22.2%	77.8%	0.0%

Table 4
FY2019 Original Individual Scholarships by Income Level

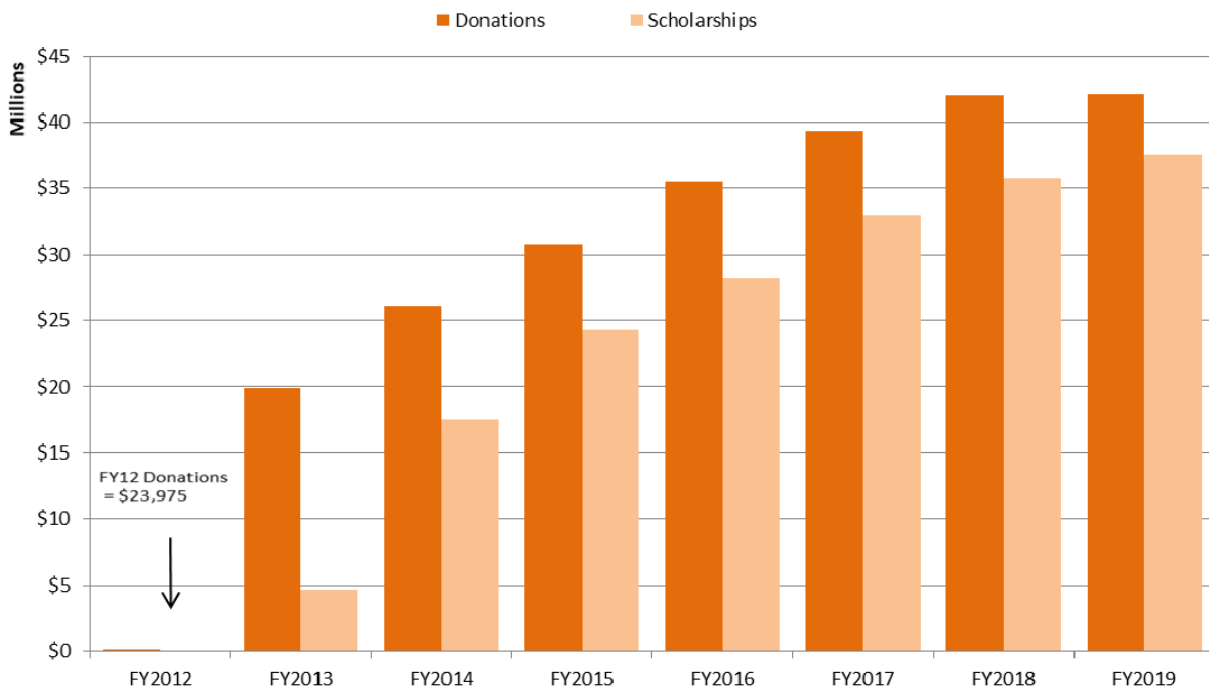
School Tuition Organization	Original Individual Scholarships	% of Scholarships to Families with		
		Income up to 185% of Poverty Level	Income from 185% to 342.25% of Poverty Level	Remaining %
Northern Arizona Christian School Scholarship Fund	\$538,958	37.5%	44.5%	18.0%
Orme Primavera Schools Foundation	\$219,750	39.5%	20.1%	40.3%
Pappas Kids Schoolhouse Foundation	\$548,251	98.1%	1.9%	0.0%
Private School Tuition Fund 123	\$53,779	32.3%	7.1%	60.7%
Scholarships for Educational Excellence Foundation	\$112,835	65.2%	3.4%	31.4%
School Choice Arizona, Inc.	\$1,302,802	47.5%	26.0%	26.4%
School Tuition Association of Yuma	\$105,327	25.3%	24.3%	50.3%
School Tuition Organization 4 Kidz	\$141,658	33.0%	21.5%	45.5%
Schools With Heart Foundation	\$227,960	37.0%	22.6%	40.4%
Students First Foundation	\$39,766	46.9%	29.4%	23.6%
Tuition Organization for Private Schools	\$1,336,762	22.2%	29.6%	48.2%
Valley Tuition Organization	\$6,444	0.0%	0.0%	100.0%
White Mountain Montessori Tuition Support Organization	\$7,750	96.8%	3.2%	0.0%
White Mountain Tuition Support Foundation	\$265,512	29.1%	9.1%	61.8%
Yuma's Education Scholarship Fund for Kids	\$728,745	13.7%	23.3%	63.0%
TOTALS	\$63,527,883	25.7%	25.9%	48.4%

SWITCHER INDIVIDUAL INCOME TAX CREDIT PROGRAM

Arizona allows a second individual income tax credit for individuals wishing to give more than the amount allowed for an individual income tax credit under the original individual income tax credit program. There were 64 STOs certified to receive individual donations in FY2019. The switcher individual income tax credit for contributions to school tuition organizations is governed by A.R.S. § 43-1089.03 and Chapter 16 in Title 43. The maximum credit amounts are adjusted each year for inflation. After donating \$569 or \$1,138 for the original individual income tax credit, individuals could donate up to an additional \$566 or \$1,131 (depending on filing status) in tax year 2019 and take this additional credit.

The switcher individual scholarship is available to K-12 students and preschool students with disabilities. Students receiving scholarships paid from the switcher individual donations must meet one of the following requirements: attended a public school as a full-time student for at least 90 days of the prior fiscal year and then transferred from a public school to a private school; OR is enrolling in a private school kindergarten; OR is enrolling in a private preschool program for students with disabilities; OR is a dependent of a member of the armed forces of the United States who is stationed in Arizona pursuant to military orders; OR received for any prior year a scholarship under one of the above criteria OR from the low-income corporate donation program or the disabled/displaced corporate donation program if the child continued to attend a private school in subsequent years. The scholarship amount cannot exceed the cost of tuition for an academic year.

Growth in Switcher Individual Credit Program



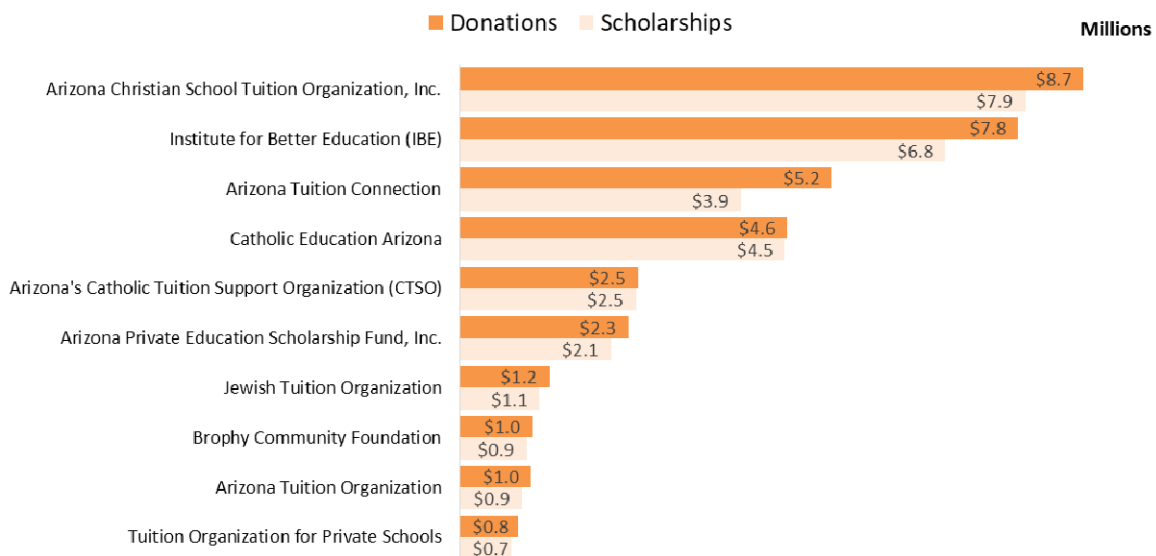
The following table shows the number of STOs collecting switcher individual donations in each period, the number of donations and the amount of tax credit donations. The percentage change is calculated for prior year amounts reported. The table also shows the number of STOs providing switcher individual scholarships in each period, the number of scholarships and the amount of scholarships paid. Please note that the number of scholarships paid does not equate to the number of students receiving scholarships. Many families seek scholarships from multiple STOs, resulting in one child being counted several times in the scholarship counts.

The totals below do not include donation transfers from one STO to another as a result of an STO closure. The donation amounts would have been initially recorded as donations received by the closing STO in the same fiscal year or possibly in a prior fiscal year. For FY2019, STOs received \$33,201 in Switcher donation transfers from closing STOs. The receiving STOs are required to award 90% of the transferred amount as scholarships to eligible students attending qualified schools.

SWITCHER INDIVIDUAL INCOME TAX CREDIT PROGRAM

Reporting Year	Switcher Individual Donations				Switcher Individual Scholarships			
	# of STOs	# donations	\$ Amount	% change	# of STOs	# scholarships	\$ Amount	% change
FY2012	7	34	\$23,975		0	0	\$0	
FY2013	48	25,713	\$19,891,765	N/A	36	4,473	\$4,681,192	
FY2014	49	32,460	\$26,060,133	31.0%	46	13,258	\$17,561,278	275.1%
FY2015	52	37,686	\$30,760,244	18.0%	52	16,284	\$24,261,494	38.2%
FY2016	55	42,345	\$35,522,660	15.5%	50	20,777	\$28,213,775	16.3%
FY2017	54	46,583	\$39,384,320	10.9%	51	22,348	\$32,990,297	16.9%
FY2018	59	50,117	\$42,087,496	6.9%	56	24,669	\$35,780,397	8.5%
FY2019	56	49,794	\$42,161,604	0.2%	55	26,859	\$37,502,163	4.8%

Top 10 STOs by FY2019 Switcher Individual Donations



FY2019 Switcher Individual Donations and Scholarships

Table 5 (pg. 25) shows the number, amount and average⁹ of the FY2019 switcher individual donations received by STO. In addition, the number and amount of scholarships paid by STO as well as the average¹⁰ scholarships and number of schools receiving scholarships is included. This table also provides the number and amount of switcher individual future reserved scholarships reported by each STO.

⁹ Because STOs will receive donations in a fiscal year that will include two tax years, the average donation amount may fall between the two tax year donation caps.

¹⁰ The STO average scholarship calculation will include double counting if a student attends two different private schools during the year and an STO awards the student scholarships to both schools.

- Arizona Christian School Tuition Organization, Inc. received the most switcher individual donations in both number and amount of 10,088 donations (20% of the total) for \$8,683,242 (21% of the total).
- Montessori Scholarship Organization received the largest average switcher individual donation amount of \$1,116.
- Arizona Christian School Tuition Organization, Inc. paid the highest amount of switcher individual scholarships (\$7,868,822 or 21% of the total) and Institute for Better Education (IBE) awarded the largest number of scholarships (5,665 scholarships or 21% of total).
- Chabad Tuition Organization awarded the largest average switcher individual scholarship of \$5,282.
- Institute for Better Education (IBE) awarded switcher individual scholarships to a total of 200 schools.
- Eight STOs provided switcher individual scholarships to the required minimum of two private schools.

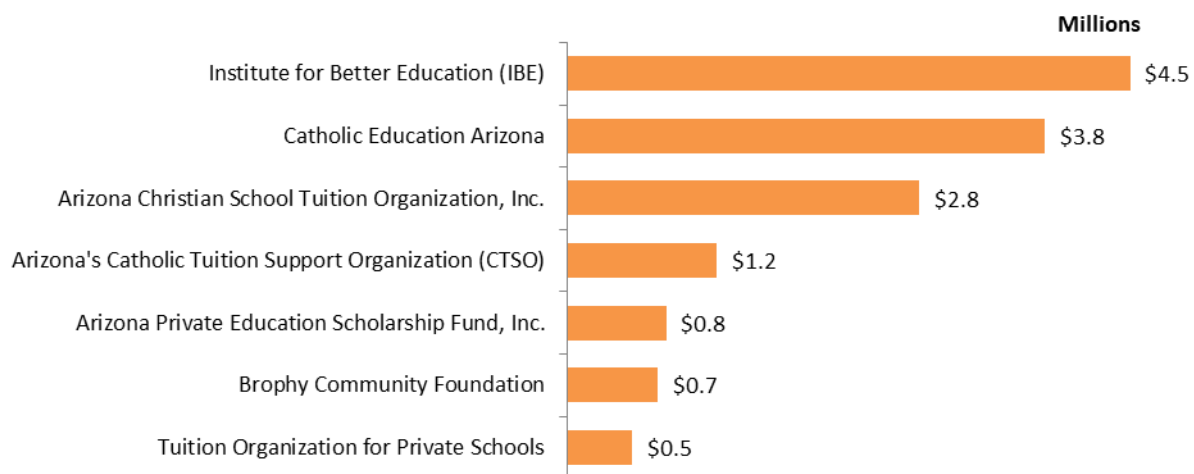
There was one STO that received donations but did not pay scholarships in FY2019. This STO was certified during FY2019. STOs must allocate 90% of the tax credit donations to scholarships within two fiscal years after receipt of the donations.

There were nine STOs that provided switcher individual scholarships to only one private school. When verifying an STO’s compliance with the statutory requirement to not limit scholarships to only one school, both the original and switcher scholarship programs are reviewed together. Based on information provided by the STOs, one was considered in violation and had 90 days to correct the issue.

Future Reserved Switcher Individual Scholarships

STOs also reserved scholarships for specific students for future years. Twenty-four STOs reserved an additional \$16,409,280 in the switcher individual donation program for 11,123 students. Institute for Better Education (IBE) reported in FY2019 reserving the largest amount of switcher individual donations for future year scholarships of \$4,531,432 for 1,946 students. It should be noted that a portion of the reserved future year awards reported by STOs may be for scholarships to be awarded in the upcoming academic year.

STOs Reporting Reserved Switcher Individual Scholarships Greater than \$500,000 in FY2019



FY2019 Switcher Individual Scholarships by Income Level

STOs are required to report the percentage of scholarship dollars that go to families with income of 185% or less of poverty level and the percentage of scholarship dollars that go to families with income ranging from

above 185% of poverty level to 342.25% of poverty level. For the 2018-2019 academic year 342.25% of the federal poverty level for a household of four was \$85,905.

Overall Share of FY2019 Switcher Individual Scholarships by Family Income

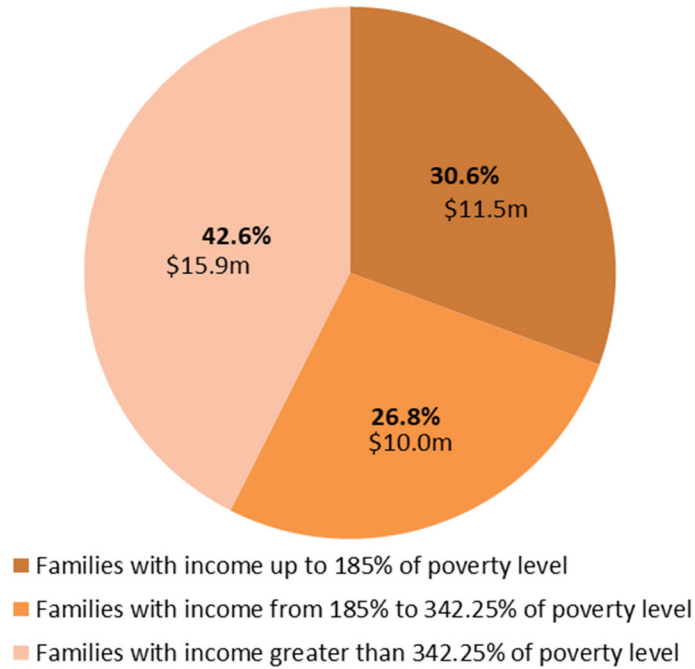


Table 6 (pg. 27) shows the income level percentages for each STO. Six organizations gave 100% of their switcher individual scholarships to children in families with income of 185% or less of poverty level while eight STOs gave 100% of their scholarships to children in families with income up to 342.25% of the poverty level. There were 14 STOs that gave more than 50% of their switcher individual scholarships to children of families with income greater than 342.25% of poverty level.

Switcher Individual Credit Program 90/10 Calculation

All STOs certified to collect switcher individual donations in FY2019 were evaluated as to their status in relation to the requirement that 90% of all revenue must be paid out in scholarships. From an administrative viewpoint, no STO is expected to pay out 90% of donations it receives in the current year for scholarships the same year. There will always be a lag between revenue received and revenue paid out and it does not mean that an STO with a percentage of less than 90% is in violation of the law. The 90% requirement is evaluated using two different methods: 1) a review of total donations and scholarships over the life of the STO and 2) calculating 90% of credit donations received in a particular fiscal year and tracking the amount to be awarded within the following two fiscal years. The following table shows the lifetime percentage calculated based on total donations and scholarships (method #1) for those STOs certified to receive switcher individual donations in FY2019.

Switcher Individual Credit Program Lifetime 90/10 Ratios

School Tuition Organization	Ratio	School Tuition Organization	Ratio
!SpecialNeedsScholarships.org	58.8%	Christ Lutheran School Tuition Organization	87.5%
100 Percent AZ	90.0%	Christian Scholarship Fund of Arizona	70.0%
123TaxCredit.com	90.0%	Cochise Christian School Tuition Organization	94.7%
A Degree for Me, Inc.	50.4%	Community Tuition Grant Organization, Inc.	99.3%
Academic Opportunity of Arizona	70.7%	Dynamite Montessori Foundation	99.1%
America's Scholarship Konnection Inc	76.0%	Education Liberty Fund	68.9%
Arizona Adventist Scholarships, Inc.	86.0%	Financial Assistance for Independent Schools	88.2%
Arizona Christian School Tuition Organization, Inc.	84.6%	Institute for Better Education (IBE)	82.3%
Arizona Education and Scholarship Opportunity Program	52.4%	Jewish Education Tax Credit Organization (JETCO)	79.7%
Arizona Education First	63.3%	Jewish Tuition Organization	78.2%
Arizona Education Scholarship Foundation	59.8%	Lutheran Education Foundation	98.5%
Arizona Episcopal Schools Foundation	76.9%	Montessori Scholarship Organization	86.0%
Arizona Independent Schools Scholarship Foundation	88.8%	Northern Arizona Christian School Scholarship Fund	76.6%
Arizona International Academy Scholarship Fund	99.8%	Orme Primavera Schools Foundation	91.5%
Arizona Lutheran Scholarship Organization	100.9%	Pappas Kids Schoolhouse Foundation	90.4%
Arizona Private Education Scholarship Fund, Inc.	89.7%	Private School Tuition Fund 123	58.5%
Arizona Private School Tuition Organization	80.1%	School Choice Arizona, Inc.	68.3%
Arizona School Choice Trust	78.9%	School Tuition Association of Yuma	90.2%
Arizona Tax Credit	78.7%	School Tuition Organization 4 Kidz	89.8%
Arizona Tuition Connection	63.5%	Schools With Heart Foundation	91.5%
Arizona Tuition Organization	89.2%	Students First Foundation	93.9%
Arizona Waldorf Scholarship Foundation	74.0%	Tuition Organization for Private Schools	82.8%
Arizona's Catholic Tuition Support Organization (CTSO)	85.9%	Valley Tuition Organization	85.8%
Best Student Fund	87.5%	White Mountain Montessori Tuition Support Organization	50.5%
Brophy Community Foundation	86.7%	White Mountain Tuition Support Foundation	66.5%
Catholic Education Arizona	88.8%	Yuma's Education Scholarship Fund for Kids	87.8%
Chabad Tuition Organization	96.8%		

One STO had a percentage greater than 100% because scholarships were paid with revenue that was not tax credit donations or due to reserved scholarships for specific students in future years. These percentages are being monitored annually and if STOs with low percentages do not improve, ADOR will review that program to determine the reason. Based on the yearly 90% calculation (method #2), there were no STOs found in violation of the 90% requirement.

Table 5
FY2019 Switcher Individual Donations and Scholarships by School Tuition Organization

School Tuition Organization	Donations			Scholarships				Future Reserved Scholarships	
	#	\$ Amount	Average	#	\$ Amount	Average	# of Schools	#	\$ Amount
ISpecialNeedsScholarships.org	15	\$14,125	\$942	2	\$2,750	\$1,375	1	2	\$10,000
100 Percent AZ	5	\$4,413	\$883	2	\$3,881	\$1,940	2	0	\$0
123TaxCredit.com	28	\$24,272	\$867	29	\$21,166	\$730	16	0	\$0
A Degree for Me, Inc.	15	\$14,325	\$955	9	\$13,500	\$1,500	8	0	\$0
Academic Opportunity of Arizona	46	\$35,969	\$782	18	\$71,216	\$3,956	10	0	\$0
America's Scholarship Konnection Inc	18	\$15,262	\$848	9	\$21,442	\$2,382	5	0	\$0
Arizona Adventist Scholarships, Inc.	190	\$139,600	\$735	139	\$130,885	\$942	12	10	\$4,464
Arizona Christian School Tuition Organization, Inc.	10,088	\$8,683,242	\$861	5,361	\$7,868,822	\$1,468	119	1,893	\$2,830,434
Arizona Education and Scholarship Opportunity Program	18	\$14,162	\$787	11	\$31,000	\$2,818	2	10	\$35,000
Arizona Education First	30	\$31,992	\$1,066	3	\$24,500	\$8,167	1	0	\$0
Arizona Education Scholarship Foundation	649	\$566,881	\$873	325	\$354,108	\$1,090	41	138	\$162,311
Arizona Episcopal Schools Foundation	626	\$443,438	\$708	162	\$479,754	\$2,961	5	2	\$2,934
Arizona Independent Schools Scholarship Foundation	665	\$619,994	\$932	175	\$611,043	\$3,492	3	0	\$0
Arizona International Academy Scholarship Fund	25	\$22,093	\$884	7	\$4,852	\$693	2	0	\$0
Arizona Lutheran Scholarship Organization	231	\$195,846	\$848	159	\$236,012	\$1,484	9	58	\$45,858
Arizona Private Education Scholarship Fund, Inc.	2,621	\$2,344,498	\$895	1,472	\$2,096,366	\$1,424	96	597	\$797,254
Arizona Private School Tuition Organization	136	\$122,029	\$897	93	\$97,790	\$1,052	15	0	\$0
Arizona School Choice Trust	374	\$314,018	\$840	128	\$357,830	\$2,796	34	127	\$370,404
Arizona Tax Credit	347	\$319,480	\$921	235	\$288,578	\$1,228	46	22	\$24,623
Arizona Tuition	20	\$17,506	\$875	7	\$17,428	\$2,490	2	0	\$0
Arizona Tuition Connection	6,129	\$5,176,312	\$845	2,127	\$3,909,147	\$1,838	144	0	\$0
Arizona Tuition Organization	1,137	\$987,637	\$869	613	\$857,859	\$1,399	8	308	\$399,676
Arizona Waldorf Scholarship Foundation	253	\$188,592	\$745	97	\$136,685	\$1,409	1	26	\$47,814
Arizona's Catholic Tuition Support Organization (CTSO)	3,157	\$2,479,983	\$786	2,005	\$2,450,314	\$1,222	25	929	\$1,203,052
Best Student Fund	67	\$59,758	\$892	50	\$101,000	\$2,020	1	0	\$0
Brophy Community Foundation	1,075	\$1,014,176	\$943	183	\$923,375	\$5,046	10	136	\$734,925
Catholic Education Arizona	5,679	\$4,556,207	\$802	4,349	\$4,526,322	\$1,041	38	4,075	\$3,844,469
Chabad Tuition Organization	198	\$152,597	\$771	26	\$137,338	\$5,282	3	0	\$0
Christ Lutheran School Tuition Organization	118	\$109,002	\$924	0	\$0		0	49	\$101,889
Christian Scholarship Fund of Arizona	99	\$74,973	\$757	32	\$63,698	\$1,991	6	0	\$0
Cochise Christian School Tuition Organization	328	\$271,172	\$827	140	\$155,225	\$1,109	12	102	\$147,440
Community Tuition Grant Organization, Inc.	17	\$10,672	\$628	4	\$10,600	\$2,650	2	0	\$0
Dynamite Montessori Foundation	47	\$41,606	\$885	21	\$39,422	\$1,877	3	0	\$0
Education Liberty Fund	6	\$4,472	\$745	4	\$4,450	\$1,113	1	0	\$0
Financial Assistance for Independent Schools	208	\$213,342	\$1,026	48	\$250,500	\$5,219	2	0	\$0
Institute for Better Education (IBE)	8,974	\$7,774,117	\$866	5,665	\$6,755,904	\$1,193	200	1,946	\$4,531,432
Jewish Education Tax Credit Organization (JETCO)	420	\$355,180	\$846	70	\$255,810	\$3,654	1	33	\$139,000
Jewish Tuition Organization	1,405	\$1,240,247	\$883	466	\$1,107,859	\$2,377	6	0	\$0
Lexington Education Foundation	14	\$10,414	\$744	3	\$10,414	\$3,471	1	0	\$0
Lutheran Education Foundation	52	\$37,683	\$725	19	\$67,203	\$3,537	5	0	\$0
Montessori Scholarship Organization	167	\$186,324	\$1,116	85	\$241,799	\$2,845	12	64	\$128,403
Northern Arizona Christian School Scholarship Fund	396	\$299,248	\$756	186	\$279,641	\$1,503	5	0	\$0
Orme Primavera Schools Foundation	128	\$115,382	\$901	32	\$113,665	\$3,552	2	0	\$0
Pappas Kids Schoolhouse Foundation	434	\$396,623	\$914	137	\$373,083	\$2,723	6	0	\$0
Private School Tuition Fund 123	46	\$40,850	\$888	31	\$28,581	\$922	6	0	\$0
Scholarships for Educational Excellence Foundation	70	\$55,954	\$799	24	\$47,414	\$1,976	1	0	\$0
School Choice Arizona, Inc.	773	\$391,544	\$507	328	\$284,375	\$867	87	102	\$54,832

Table 5
FY2019 Switcher Individual Donations and Scholarships by School Tuition Organization

School Tuition Organization	Donations			Scholarships				Future Reserved Scholarships	
	#	\$ Amount	Average	#	\$ Amount	Average	# of Schools	#	\$ Amount
School Tuition Association of Yuma	105	\$72,658	\$692	325	\$65,433	\$201	9	0	\$0
School Tuition Organization 4 Kidz	153	\$133,716	\$874	131	\$70,989	\$542	13	40	\$49,188
Schools With Heart Foundation	193	\$182,549	\$946	38	\$176,961	\$4,657	3	0	\$0
Students First Foundation	14	\$12,081	\$863	17	\$15,201	\$894	4	0	\$0
Tuition Organization for Private Schools	919	\$812,022	\$884	881	\$709,310	\$805	96	292	\$522,131
Valley Tuition Organization	45	\$39,739	\$883	12	\$38,167	\$3,181	2	0	\$0
White Mountain Montessori Tuition Support Organization	8	\$7,047	\$881	1	\$5,000	\$5,000	1	0	\$0
White Mountain Tuition Support Foundation	225	\$189,787	\$843	83	\$146,162	\$1,761	3	0	\$0
Yuma's Education Scholarship Fund for Kids	588	\$524,795	\$893	280	\$410,337	\$1,465	12	162	\$221,747
TOTALS	49,794	\$42,161,604	\$847	26,859	\$37,502,163	\$1,396	346	11,123	\$16,409,280

Table 6
FY2019 Switcher Individual Scholarships by Income Level

School Tuition Organization	Switcher Individual Scholarships	% of Scholarships to Families with		
		Income up to 185% of Poverty Level	Income from 185% to 342.25% of Poverty Level	Remaining %
!SpecialNeedsScholarships.org	\$2,750	52.7%	47.3%	0.0%
100 Percent AZ	\$3,881	58.1%	0.0%	41.9%
123TaxCredit.com	\$21,166	15.5%	21.0%	63.5%
A Degree for Me, Inc.	\$13,500	100.0%	0.0%	0.0%
Academic Opportunity of Arizona	\$71,216	100.0%	0.0%	0.0%
America's Scholarship Konnection Inc	\$21,442	0.0%	39.5%	60.5%
Arizona Adventist Scholarships, Inc.	\$130,885	45.0%	29.9%	25.1%
Arizona Christian School Tuition Organization, Inc.	\$7,868,822	26.0%	32.7%	41.3%
Arizona Education and Scholarship Opportunity Program	\$31,000	0.0%	29.0%	71.0%
Arizona Education First	\$24,500	Data not reported	Data not reported	Data not reported
Arizona Education Scholarship Foundation	\$354,108	6.1%	19.4%	74.5%
Arizona Episcopal Schools Foundation	\$479,754	46.3%	17.8%	35.9%
Arizona Independent Schools Scholarship Foundation	\$611,043	23.2%	32.9%	43.8%
Arizona International Academy Scholarship Fund	\$4,852	0.0%	100.0%	0.0%
Arizona Lutheran Scholarship Organization	\$236,012	35.4%	21.4%	43.1%
Arizona Private Education Scholarship Fund, Inc.	\$2,096,366	23.3%	28.4%	48.3%
Arizona Private School Tuition Organization	\$97,790	11.0%	33.7%	55.3%
Arizona School Choice Trust	\$357,830	60.2%	39.8%	0.0%
Arizona Tax Credit	\$288,578	16.7%	33.2%	50.2%
Arizona Tuition	\$17,428	0.0%	0.0%	100.0%
Arizona Tuition Connection	\$3,909,147	8.3%	14.1%	77.6%
Arizona Tuition Organization	\$857,859	14.5%	40.8%	44.7%
Arizona Waldorf Scholarship Foundation	\$136,685	12.6%	47.8%	39.6%
Arizona's Catholic Tuition Support Organization (CTSO)	\$2,450,314	51.2%	26.4%	22.4%
Best Student Fund	\$101,000	95.0%	5.0%	0.0%
Brophy Community Foundation	\$923,375	85.4%	13.8%	0.8%
Catholic Education Arizona	\$4,526,322	46.3%	32.1%	21.6%
Chabad Tuition Organization	\$137,338	40.7%	14.9%	44.5%
Christian Scholarship Fund of Arizona	\$63,698	82.8%	11.7%	5.5%
Cochise Christian School Tuition Organization	\$155,225	31.7%	34.2%	34.1%
Community Tuition Grant Organization, Inc.	\$10,600	49.1%	50.9%	0.0%
Dynamite Montessori Foundation	\$39,422	12.2%	87.8%	0.0%
Education Liberty Fund	\$4,450	100.0%	0.0%	0.0%
Financial Assistance for Independent Schools	\$250,500	15.6%	8.5%	75.9%
Institute for Better Education (IBE)	\$6,755,904	18.6%	23.1%	58.4%
Jewish Education Tax Credit Organization (JETCO)	\$255,810	21.7%	37.4%	40.9%
Jewish Tuition Organization	\$1,107,859	47.2%	24.0%	28.8%
Lexington Education Foundation	\$10,414	100.0%	0.0%	0.0%
Lutheran Education Foundation	\$67,203	59.3%	40.7%	0.0%
Montessori Scholarship Organization	\$241,799	25.3%	74.7%	0.0%

Table 6
FY2019 Switcher Individual Scholarships by Income Level

School Tuition Organization	Switcher Individual Scholarships	% of Scholarships to Families with		
		Income up to 185% of Poverty Level	Income from 185% to 342.25% of Poverty Level	Remaining %
Northern Arizona Christian School Scholarship Fund	\$279,641	39.1%	45.1%	15.8%
Orme Primavera Schools Foundation	\$113,665	57.4%	17.7%	24.9%
Pappas Kids Schoolhouse Foundation	\$373,083	100.0%	0.0%	0.0%
Private School Tuition Fund 123	\$28,581	24.5%	27.9%	47.6%
Scholarships for Educational Excellence Foundation	\$47,414	80.1%	13.1%	6.8%
School Choice Arizona, Inc.	\$284,375	45.4%	27.2%	27.5%
School Tuition Association of Yuma	\$65,433	22.3%	21.1%	56.6%
School Tuition Organization 4 Kidz	\$70,989	18.1%	18.5%	63.3%
Schools With Heart Foundation	\$176,961	45.5%	17.8%	36.7%
Students First Foundation	\$15,201	37.2%	29.2%	33.6%
Tuition Organization for Private Schools	\$709,310	30.6%	31.6%	37.8%
Valley Tuition Organization	\$38,167	0.0%	0.0%	100.0%
White Mountain Montessori Tuition Support Organization	\$5,000	100.0%	0.0%	0.0%
White Mountain Tuition Support Foundation	\$146,162	65.9%	26.2%	7.8%
Yuma's Education Scholarship Fund for Kids	\$410,337	11.3%	26.6%	62.1%
TOTALS	\$37,502,163	30.6%	26.8%	42.6%

LOW-INCOME CORPORATE INCOME TAX OR INSURANCE PREMIUM TAX CREDIT PROGRAM

The low-income corporate income tax credit and insurance premium tax credit (low-income corporate) for contributions to school tuition organizations are governed by A.R.S. §§ 20-224.06, 43-1089.04, 43-1183, and Chapter 15 in Title 43. Sixty-four STOs were certified to receive corporate donations in FY2019. Statute limits the total amount of low-income corporate tax credit donations that may be made to STOs in a fiscal year, but there is no cap on the tax credit donation amount that can be made by a single corporation. S-corporations may make a donation to claim a tax credit on their corporate income taxes or the S-corporation may pass the credit through to its individual shareholders. In order for the S-corporation to pass the tax credit through to its individual shareholders, the sum of their corporate tax credit donations must be at least \$5,000.

The low-income corporate scholarship is available to K-12 students and preschool students with disabilities. To qualify for a low-income corporate scholarship the family income cannot exceed 342.25% of the poverty level AND one of the following requirements must be met: attended a public school as a full-time student for at least 90 days of the prior fiscal year or one full semester of the current or prior academic year and then transferred from the public school to a private school; OR is enrolling in a private school kindergarten; OR is enrolling in a private preschool program for students with disabilities; OR is a dependent of a member of the armed forces of the United States who is stationed in Arizona pursuant to military orders; OR received for any prior year a scholarship under one of the above criteria OR from the original individual donation program or the switcher individual donation program if the child continued to attend a private school in subsequent years. Additionally, the amount of a scholarship that can be awarded by an STO to a student is limited. For the 2018-2019 academic year no more than \$5,400 could be awarded by an STO to a student in kindergarten through grade 8 and preschool students with disabilities and no more than \$6,700 could be awarded to a student in grades 9 through 12.

Low-Income Corporate Donation Approval

Donations to STOs for the purpose of receiving the low-income student corporate income tax credit or insurance premium tax credit are limited by statute for each fiscal year and the donations for the tax credit must be preapproved. The donation limitation is increased each year by a percentage set in statute. For FY2019 the donation limitation increased by 20% to \$89,161,006. The following table shows the statutory limitation compared to the donations approved and donations received by the STOs. The donations made by type of taxpayer are also included.

Low-Income Corporate Donations

Fiscal Year	Statutory Limitation	\$ Approved	\$ Received	# non-insurance corporations	# insurance companies	# of S corporations
2007	\$10,000,000	\$9,740,800	\$9,535,800	108		
2008	\$12,000,000	\$12,116,000	\$11,996,000	73		
2009	\$14,400,000	\$10,816,006	\$10,495,506	98		
2010	\$17,280,000	\$8,121,508	\$8,100,008	56	4	
2011	\$20,736,000	\$11,376,351	\$11,324,351	60	8	
2012	\$24,883,200	\$19,587,037	\$19,035,987	72	11	
2013	\$29,859,840	\$30,041,114	\$29,858,865	87	27	
2014	\$35,831,808	\$36,571,808	\$35,831,808	65	34	
2015	\$42,998,170	\$43,983,170	\$42,998,170	59	36	
2016	\$51,597,804	\$51,847,804	\$51,597,804	55	49	99
2017	\$61,917,365	\$63,925,164	\$61,907,365	79	44	248
2018	\$74,300,838	\$74,300,838	\$74,300,838	116	85	461
2019	\$89,161,006	\$89,161,006	\$89,161,006	79	58	567

There were 863 donations approved and 825 donations received by STOs in FY2019 for the low-income corporate tax credit. The 825 donations received came from 704 corporations. Fifty-eight of the 704

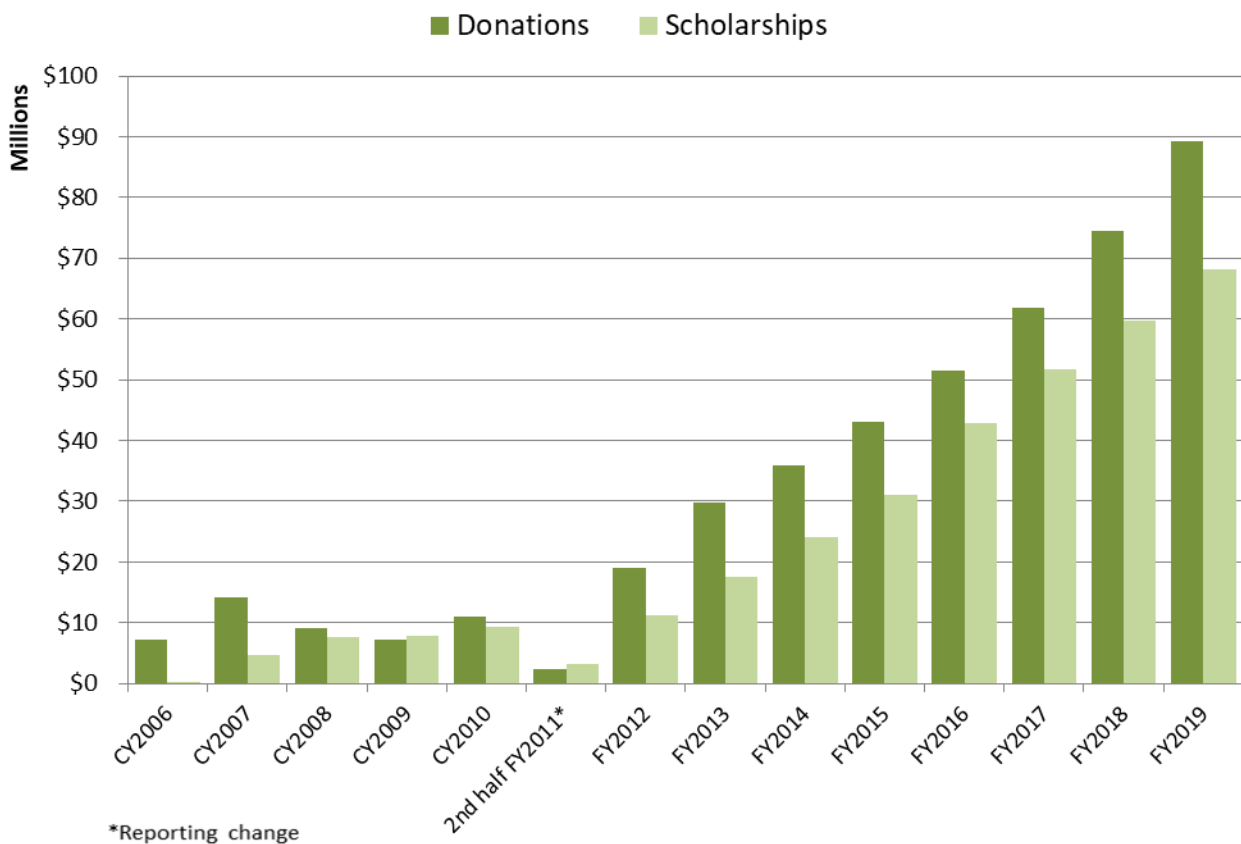
corporations were insurance companies donating \$27,209,199 and 567 were S-corporations donating \$43,985,539. For FY2019, the average low-income corporate donation was \$108,074.

The size of the 825 donations made to the STOs is shown in the following table. Note that there are companies that make donations to multiple STOs and this data summarizes the donations made and are not aggregated by corporation.

Low-Income Corporate Donations by Size

Donation Size	# of donations	Donation Size	# of donations
\$5,000 or less	77	\$50,001 to \$100,000	127
\$5,001 to \$10,000	121	\$100,001 to \$250,000	82
\$10,001 to \$20,000	132	\$250,001 to \$500,000	42
\$20,001 to \$25,000	67	\$500,001 to \$1,000,000	16
\$25,001 to \$50,000	150	\$1,000,001 and over	11

Growth in Low Income Corporate Credit Program



The following table shows the number of STOs collecting low-income corporate donations in each reporting period, the number of donations and the amount of tax credit donations. The percentage change is calculated for prior year amounts reported. No percentage change is calculated for FY2011 as this is the first fiscal year reporting period. The table also shows the number of STOs providing low-income corporate scholarships in each period, the number of scholarships and the amount of scholarships paid. As with the donations data, no percentage change is calculated for FY2011 as this was the first fiscal year reporting

period. Please note that the number of scholarships paid does not equate to the number of students receiving scholarships. Many families seek scholarships from multiple STOs, resulting in one child being counted several times in the scholarship counts.

The totals below do not include donation transfers from one STO to another as a result of an STO closure. The donation amounts would have been initially recorded as donations received by the closing STO in the same fiscal year or possibly in a prior fiscal year. For FY2019, STOs received \$57,932 in Low Income donation transfers from closing STOs. The receiving STOs are required to award 90% of the transferred amount as scholarships to eligible students attending qualified schools.

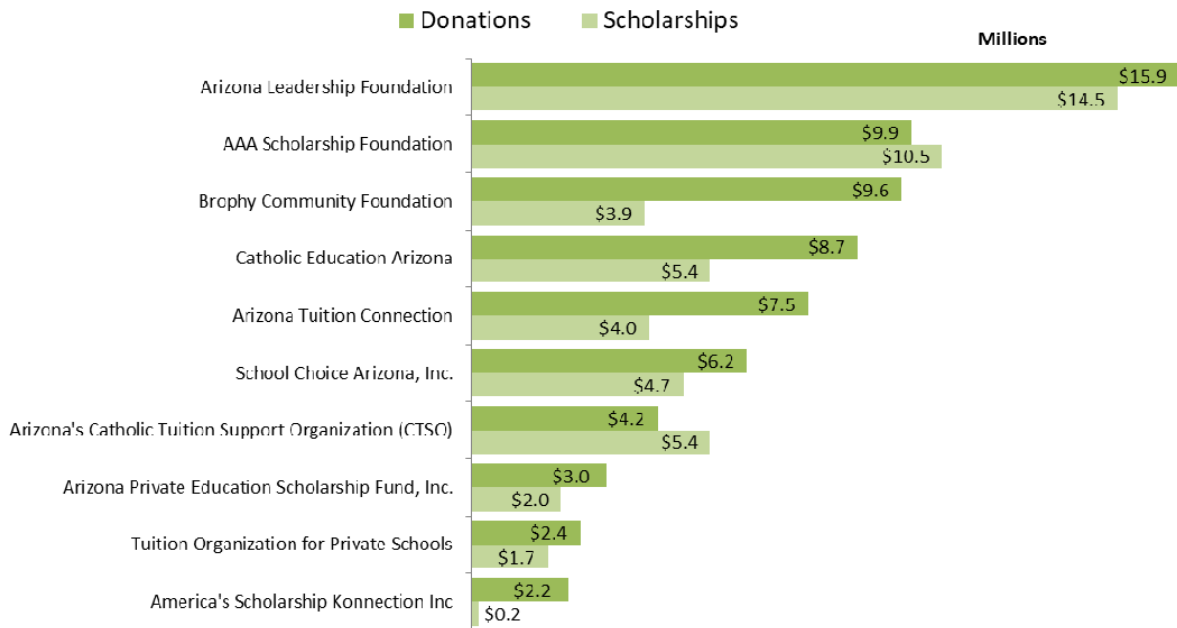
LOW-INCOME CORPORATE INCOME TAX CREDIT PROGRAM

Reporting Year	Low-Income Corporate Donations				Low-Income Corporate Scholarships			
	# of STOs	# donations	\$ Amount	% change	# of STOs	# scholarships	\$ Amount	% change
CY2006	16	86	\$7,260,800		3	35	\$49,380	
CY2007	17	84	\$14,258,000	96.4%	18	1,940	\$4,597,823	na
CY2008	15	96	\$9,122,121	-36.0%	19	2,979	\$7,615,639	65.6%
CY2009	17	93	\$7,285,284	-20.1%	19	3,640	\$7,849,824	3.1%
CY2010	11	90	\$11,123,657	52.7%	18	4,226	\$9,259,078	18.0%
FY2011	14	105	\$11,227,351		20	4,569	\$9,111,210	
FY2012	23	133	\$19,135,987	70.4%	21	5,828	\$11,294,842	24.0%
FY2013	25	179	\$29,858,865	56.0%	26	11,096	\$17,556,127	55.4%
FY2014	23	156	\$35,831,808	20.0%	25	12,968	\$24,148,068	37.5%
FY2015	27	154	\$42,998,170	20.0%	27	16,485	\$31,006,331	28.4%
FY2016	32	276	\$51,597,869 ¹¹	20.0%	32	19,940	\$42,884,049	38.3%
FY2017	36	445	\$61,907,365	20.0%	36	20,951	\$51,751,384	20.7%
FY2018	44	809	\$74,503,720 ¹²	20.3%	43	24,712	\$59,690,982	15.3%
FY2019	49	827	\$89,161,006	19.7%	47	28,972	\$68,189,122	14.2%

¹¹ Total donations reported for FY16 were greater than the cap due to a transfer of STO close-out monies from FY15.

¹² Total donations reported for FY18 were greater than the cap due to a transfer of STO close-out monies from FY17.

Top 10 STOs by FY2019 Low-Income Corporate Donations



FY2019 Low-Income Corporate Donations and Scholarships

Table 7 (pg. 36) shows the number, amount and average of the FY2019 low-income corporate donations received by STO. In addition, the number and amount of scholarships paid by STO as well as the average scholarships¹³ and number of schools receiving scholarships is included. This table also provides the number and amount of low-income corporate future reserved scholarships reported by each STO.

- Arizona Leadership Foundation received the most low-income corporate donations totaling \$15,865,550 or 18% of total donations. Brophy Community Foundation received the largest number of donations at 110 or 13% of the total.
- America's Scholarship Konnection Inc received the largest average low-income corporate donation amount of \$721,667.
- Arizona Leadership Foundation paid the highest amount of low-income corporate scholarships (\$14,476,256 or 21% of the total) and awarded the largest number of scholarships (5,771 scholarships or 20% of the total).
- Financial Assistance for Independent Schools awarded the largest average low-income corporate scholarship of \$5,527.
- Arizona Leadership Foundation awarded low-income corporate scholarships to a total of 157 schools.
- Six STOs provided low-income corporate scholarships to the required minimum of two private schools.

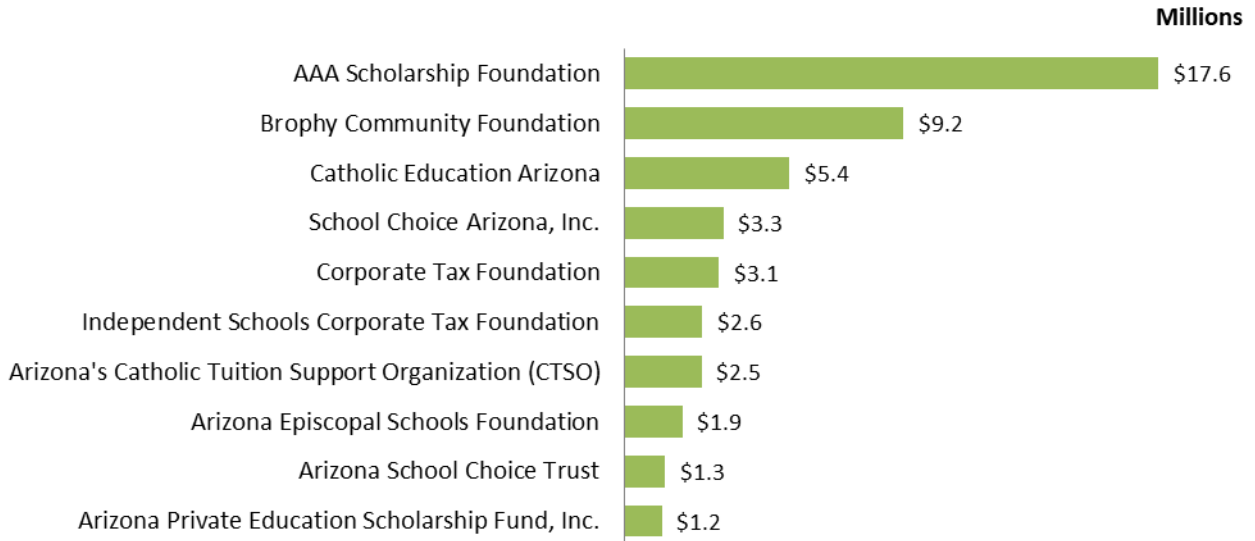
There were five STOs that provided low-income corporate scholarships to only one private school. When verifying an STO's compliance with the statutory requirement to not limit scholarships to only one school, both the low-income and disabled/displaced corporate scholarship programs are reviewed together. Based on information provided by the STOs, one was considered in violation and had 90 days to correct the issue.

¹³ The STO average scholarship calculation will include double counting if a student attends two different private schools during the year and an STO awards the student scholarships to both schools.

Future Reserved Low-Income Corporate Scholarships

STOs also reserved scholarships for specific students for future years. Nineteen STOs reserved an additional \$49,771,401 in the low-income corporate donation program for 11,714 students. AAA Scholarship Foundation reported in FY2019 reserving the largest amount of low-income corporate donations for future year scholarships of \$17,626,075 for 1,608 students. It should be noted that a portion of the reserved future year awards reported by STOs are for scholarships to be awarded in the upcoming academic year.

STOs Reporting Future Reserved Low-Income Corporate Scholarships Greater than \$1m in FY2019



FY2019 Low-Income Corporate Scholarships by Income Level

Low-income corporate scholarships are to be awarded to families with income less than 342.25% of poverty level. For the 2018-2019 academic year, 342.25% of the federal poverty level for a household of four was \$85,905. STOs are required to report the percentage of scholarship dollars that go to families with income of 185% or less of poverty level and the percentage of scholarship dollars that go to families with income ranging from above 185% of poverty level to 342.25% of poverty level.

Overall Share of FY2019 Low-Income Corporate Scholarships by Family Income

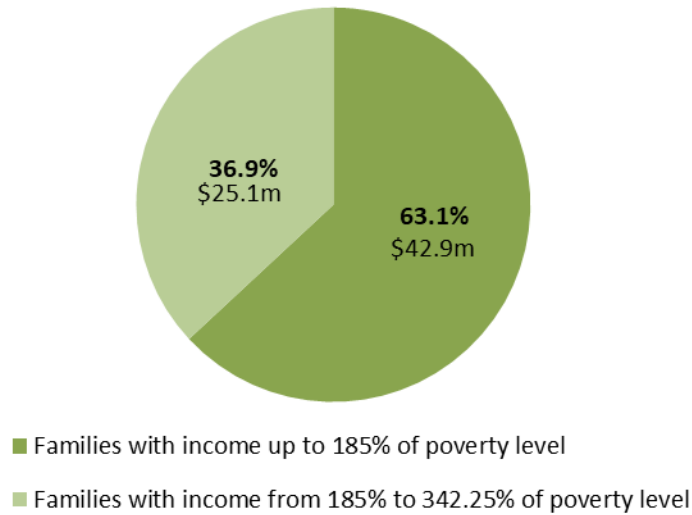


Table 8 (pg. 38) shows the income level percentages for each STO. Three organizations gave 100% of their scholarships to children in families with income of 185% or less of poverty level.

Low-Income Corporate Credit Program 90/10 Calculation

All STOs certified to collect low-income corporate donations in FY2019 were evaluated as to their status in relation to the requirement that 90% of all revenue must be paid out in scholarships. From an administrative viewpoint, no STO is expected to pay out 90% of donations it receives in the current year for scholarships the same year. There will always be a lag between revenue received and revenue paid out and it does not mean that an STO with a percentage of less than 90% is in violation of the law. The 90% requirement is evaluated using two different methods: 1) a review of total donations and scholarships over the life of the STO and 2) calculating 90% of credit donations received in a particular fiscal year and tracking the amount to be awarded within the following two fiscal years. The following table shows the lifetime percentage calculated based on total donations and scholarships (method #1) for those STOs certified to receive low-income corporate donations in FY2019.

Low-Income Corporate Credit Program Lifetime 90/10 Ratios

School Tuition Organization	Ratio	School Tuition Organization	Ratio
!SpecialNeedsScholarships.org	75.0%	Christ Lutheran School Tuition Organization	100.0%
123TaxCredit.com	90.0%	Christian Scholarship Fund of Arizona	22.8%
AAA Scholarship Foundation	97.8%	Cochise Christian School Tuition Organization	99.6%
Academic Opportunity of Arizona	69.2%	Community Tuition Grant Organization, Inc.	67.9%
America's Scholarship Konnection Inc	33.5%	Corporate Tax Foundation	90.4%
Arizona Education and Scholarship Opportunity Program	72.4%	Dynamite Montessori Foundation	95.8%
Arizona Education First	85.1%	Financial Assistance for Independent Schools	68.8%
Arizona Education Scholarship Foundation	71.7%	Greater Arizona Inc.	90.1%
Arizona Episcopal Schools Foundation	98.9%	Independent Schools Corporate Tax Foundation	85.8%
Arizona Independent Schools Scholarship Foundation	59.4%	Institute for Better Education (IBE)	89.2%
Arizona International Academy Scholarship Fund	103.7%	Jewish Education Tax Credit Organization (JETCO)	102.2%
Arizona Leadership Foundation	90.1%	Jewish Tuition Organization	65.7%
Arizona Lutheran Scholarship Organization	91.6%	Montessori Scholarship Organization	90.0%
Arizona Private Education Scholarship Fund, Inc.	91.7%	Northern Arizona Christian School Scholarship Fund	95.1%
Arizona Private School Tuition Organization	94.3%	Pappas Kids Schoolhouse Foundation	90.2%
Arizona School Choice Trust	86.5%	Private School Tuition Fund 123	82.1%
Arizona Tax Credit	90.1%	School Choice Arizona, Inc.	87.4%
Arizona Tuition Connection	54.5%	School Tuition Association of Yuma	91.9%
Arizona Tuition Organization	91.5%	School Tuition Organization 4 Kidz	82.7%
Arizona Waldorf Scholarship Foundation	45.4%	Tuition Organization for Private Schools	82.3%
Arizona's Catholic Tuition Support Organization (CTSO)	85.6%	Valley Tuition Organization	5.2%
Best Student Fund	73.9%	White Mountain Montessori Tuition Support Organization	103.4%
Brophy Community Foundation	86.6%	White Mountain Tuition Support Foundation	40.0%
Catholic Education Arizona	84.8%	Yuma's Education Scholarship Fund for Kids	86.8%
Chabad Tuition Organization	81.2%		

Five STOs have lifetime ratios below 50.0 because they are newer to the low-income corporate program; their scholarships should increase significantly within the next year or two. Three STOs have a percentage greater than 100% because scholarships reported were paid with revenue that was not tax credit donations or due to reserved scholarships for specific students in future years. These percentages are being monitored annually and if STOs with low percentages do not improve, ADOR will review that program to determine the reason. Based on the yearly 90% calculation (method #2), there were no STOs in violation of the 90% requirement.

Table 7
FY2019 Low-Income Corporate Donations and Scholarships by School Tuition Organization

School Tuition Organization	Donations			Scholarships			Future Reserved Scholarships		
	#	\$ Amount	Average	#	\$ Amount	Average	# of Schools	#	\$ Amount
!SpecialNeedsScholarships.org	2	\$40,000	\$20,000	0	\$0		0	4	\$30,000
123TaxCredit.com	3	\$30,000	\$10,000	5	\$5,000	\$1,000	2	0	\$0
A Degree for Me, Inc.	1	\$31,000	\$31,000	0	\$0		0	0	\$0
AAA Scholarship Foundation	20	\$9,862,599	\$493,130	2,074	\$10,534,792	\$5,079	104	1,608	\$17,626,075
Academic Opportunity of Arizona	8	\$219,400	\$27,425	41	\$160,332	\$3,911	18	0	\$0
America's Scholarship Konnection Inc	3	\$2,165,000	\$721,667	54	\$152,533	\$2,825	8	170	\$988,671
Arizona Education and Scholarship Opportunity Program	7	\$1,742,500	\$248,929	450	\$970,282	\$2,156	12	0	\$0
Arizona Education First	5	\$120,000	\$24,000	21	\$109,500	\$5,214	2	0	\$0
Arizona Education Scholarship Foundation	10	\$158,500	\$15,850	146	\$134,557	\$922	15	22	\$24,064
Arizona Episcopal Schools Foundation	6	\$592,500	\$98,750	129	\$580,319	\$4,499	8	304	\$1,916,100
Arizona Independent Schools Scholarship Foundation	17	\$1,328,000	\$78,118	138	\$761,760	\$5,520	3	18	\$401,800
Arizona Leadership Foundation	45	\$15,865,550	\$352,568	5,771	\$14,476,256	\$2,508	157	0	\$0
Arizona Lutheran Scholarship Organization	3	\$140,000	\$46,667	109	\$117,441	\$1,077	8	32	\$13,544
Arizona Private Education Scholarship Fund, Inc.	41	\$3,037,400	\$74,083	908	\$2,006,528	\$2,210	85	560	\$1,241,335
Arizona Private School Tuition Organization	1	\$100,000	\$100,000	51	\$94,337	\$1,850	4	0	\$0
Arizona School Choice Trust	23	\$1,381,703	\$60,074	1,018	\$2,784,691	\$2,735	81	463	\$1,336,364
Arizona Tax Credit	5	\$190,000	\$38,000	145	\$170,450	\$1,176	28	0	\$0
Arizona Tuition	3	\$65,000	\$21,667	5	\$25,743	\$5,149	1	0	\$0
Arizona Tuition Connection	38	\$7,539,147	\$198,399	1,934	\$3,975,569	\$2,056	131	0	\$0
Arizona Tuition Organization	7	\$666,000	\$95,143	424	\$609,134	\$1,437	5	0	\$0
Arizona Waldorf Scholarship Foundation	1	\$320,000	\$320,000	69	\$78,957	\$1,144	3	0	\$0
Arizona's Catholic Tuition Support Organization (CTSO)	59	\$4,175,296	\$70,768	2,338	\$5,352,515	\$2,289	30	1,161	\$2,531,724
Best Student Fund	3	\$426,000	\$142,000	75	\$395,275	\$5,270	2	0	\$0
Brophy Community Foundation	110	\$9,638,222	\$87,620	1,848	\$3,884,125	\$2,102	35	2,465	\$9,196,450
Catholic Education Arizona	108	\$8,651,722	\$80,109	3,501	\$5,353,330	\$1,529	37	3,597	\$5,432,722
Chabad Tuition Organization	6	\$410,000	\$68,333	67	\$358,920	\$5,357	5	0	\$0
Christ Lutheran School Tuition Organization	0	\$0		0	\$0		0	38	\$28,139
Christian Scholarship Fund of Arizona	5	\$165,000	\$33,000	17	\$24,880	\$1,464	2	0	\$0
Cochise Christian School Tuition Organization	2	\$7,500	\$3,750	18	\$5,349	\$297	4	21	\$1,800
Community Tuition Grant Organization, Inc.	5	\$325,000	\$65,000	86	\$220,800	\$2,567	7	0	\$0
Corporate Tax Foundation	5	\$800,000	\$160,000	125	\$567,139	\$4,537	6	481	\$3,110,500
Dynamite Montessori Foundation	0	\$0		1	\$600	\$600	1	0	\$0
Financial Assistance for Independent Schools	9	\$396,000	\$44,000	44	\$243,200	\$5,527	2	0	\$0
Greater Arizona Inc.	17	\$480,500	\$28,265	103	\$523,114	\$5,079	1	0	\$0
Independent Schools Corporate Tax Foundation	8	\$898,000	\$112,250	235	\$935,056	\$3,979	7	133	\$2,560,090
Institute for Better Education (IBE)	31	\$1,768,200	\$57,039	1,748	\$1,657,437	\$948	123	0	\$0
Jewish Education Tax Credit Organization (JETCO)	5	\$242,000	\$48,400	71	\$158,080	\$2,226	2	29	\$68,000
Jewish Tuition Organization	49	\$1,663,200	\$33,943	395	\$1,179,540	\$2,986	6	0	\$0
Montessori Scholarship Organization	1	\$72,000	\$72,000	16	\$59,790	\$3,737	5	0	\$5,010
Northern Arizona Christian School Scholarship Fund	1	\$6,000	\$6,000	93	\$13,897	\$149	3	0	\$0
Pappas Kids Schoolhouse Foundation	24	\$1,767,500	\$73,646	689	\$1,588,667	\$2,306	34	0	\$0
Private School Tuition Fund 123	6	\$110,000	\$18,333	80	\$79,573	\$995	6	0	\$0
School Choice Arizona, Inc.	51	\$6,167,167	\$120,925	1,752	\$4,746,855	\$2,709	70	608	\$3,259,012
School Tuition Association of Yuma	30	\$843,500	\$28,117	456	\$762,858	\$1,673	11	0	\$0
School Tuition Organization 4 Kidz	8	\$234,000	\$29,250	221	\$193,601	\$876	6	0	\$0
Tuition Organization for Private Schools	18	\$2,443,750	\$135,764	1,110	\$1,704,895	\$1,536	78	0	\$0
Valley Tuition Organization	10	\$1,365,000	\$136,500	15	\$17,988	\$1,199	5	0	\$0
White Mountain Montessori Tuition Support Organization	1	\$2,500	\$2,500	1	\$2,500	\$2,500	1	0	\$0
White Mountain Tuition Support Foundation	2	\$40,000	\$20,000	20	\$18,000	\$900	1	0	\$0

Table 7
FY2019 Low-Income Corporate Donations and Scholarships by School Tuition Organization

School Tuition Organization	Donations			Scholarships			# of Schools	Future Reserved Scholarships	
	#	\$ Amount	Average	#	\$ Amount	Average		#	\$ Amount
Yuma's Education Scholarship Fund for Kids	4	\$468,650	\$117,163	355	\$392,959	\$1,107	8	0	\$0
TOTALS	827	\$89,161,006	\$107,813	28,972	\$68,189,122	\$2,354	283	11,714	\$49,771,401

Table 8
FY2019 Low-Income Corporate Scholarships by Income Level

School Tuition Organization	Low-Income Corporate Scholarships	% of Scholarships to Families with	
		Income up to 185% of Poverty Level	Income from 185% to 342.25% of Poverty Level
123TaxCredit.com	\$5,000	0.0%	100.0%
AAA Scholarship Foundation	\$10,534,792	91.2%	8.8%
Academic Opportunity of Arizona	\$160,332	95.5%	4.5%
America's Scholarship Konnection Inc	\$152,533	40.0%	60.0%
Arizona Education and Scholarship Opportunity Program	\$970,282	51.8%	48.2%
Arizona Education First	\$109,500	Data not reported	Data not reported
Arizona Education Scholarship Foundation	\$134,557	43.8%	56.2%
Arizona Episcopal Schools Foundation	\$580,319	64.0%	36.0%
Arizona Independent Schools Scholarship Foundation	\$761,760	41.6%	58.4%
Arizona Leadership Foundation	\$14,476,256	53.0%	47.0%
Arizona Lutheran Scholarship Organization	\$117,441	57.7%	42.3%
Arizona Private Education Scholarship Fund, Inc.	\$2,006,528	62.9%	37.1%
Arizona Private School Tuition Organization	\$94,337	12.7%	87.3%
Arizona School Choice Trust	\$2,784,691	63.5%	36.5%
Arizona Tax Credit	\$170,450	50.0%	50.0%
Arizona Tuition	\$25,743	19.5%	80.5%
Arizona Tuition Connection	\$3,975,569	51.1%	48.9%
Arizona Tuition Organization	\$609,134	34.7%	65.3%
Arizona Waldorf Scholarship Foundation	\$78,957	35.8%	64.2%
Arizona's Catholic Tuition Support Organization (CTSO)	\$5,352,515	61.1%	38.9%
Best Student Fund	\$395,275	93.3%	6.7%
Brophy Community Foundation	\$3,884,125	68.4%	31.6%
Catholic Education Arizona	\$5,353,330	64.2%	35.8%
Chabad Tuition Organization	\$358,920	74.4%	25.6%
Christian Scholarship Fund of Arizona	\$24,880	100.0%	0.0%
Cochise Christian School Tuition Organization	\$5,349	73.9%	26.1%
Community Tuition Grant Organization, Inc.	\$220,800	61.7%	38.3%
Corporate Tax Foundation	\$567,139	64.7%	35.3%
Dynamite Montessori Foundation	\$600	0.0%	100.0%
Financial Assistance for Independent Schools	\$243,200	44.9%	55.1%
Greater Arizona Inc.	\$523,114	80.9%	19.1%
Independent Schools Corporate Tax Foundation	\$935,056	56.4%	43.6%
Institute for Better Education (IBE)	\$1,657,437	58.6%	41.4%
Jewish Education Tax Credit Organization (JETCO)	\$158,080	59.2%	40.8%
Jewish Tuition Organization	\$1,179,540	60.2%	39.8%
Montessori Scholarship Organization	\$59,790	100.0%	0.0%
Northern Arizona Christian School Scholarship Fund	\$13,897	62.2%	37.8%
Pappas Kids Schoolhouse Foundation	\$1,588,667	95.6%	4.4%
Private School Tuition Fund 123	\$79,573	61.8%	38.2%
School Choice Arizona, Inc.	\$4,746,855	44.5%	55.5%
School Tuition Association of Yuma	\$762,858	42.9%	57.1%

Table 8
FY2019 Low-Income Corporate Scholarships by Income Level

School Tuition Organization	Low-Income Corporate Scholarships	% of Scholarships to Families with	
		Income up to 185% of Poverty Level	Income from 185% to 342.25% of Poverty Level
School Tuition Organization 4 Kidz	\$193,601	60.6%	39.4%
Tuition Organization for Private Schools	\$1,704,895	54.2%	45.8%
Valley Tuition Organization	\$17,988	47.3%	52.7%
White Mountain Montessori Tuition Support Organization	\$2,500	100.0%	0.0%
White Mountain Tuition Support Foundation	\$18,000	72.2%	27.8%
Yuma's Education Scholarship Fund for Kids	\$392,959	53.8%	46.2%
TOTALS	\$68,189,122	63.1%	36.9%

DISABLED/DISPLACED CORPORATE INCOME TAX OR INSURANCE PREMIUM TAX CREDIT PROGRAM

The corporate income tax credit and insurance premium tax credit for contributions to school tuition organizations for scholarships for disabled/displaced students (disabled/displaced corporate) are governed by A.R.S. §§ 20-224.7, 43-1089.04, 43-1184 and Chapter 15 in Title 43. Sixty-four STOs were certified to receive corporate donations in FY2019. Statute limits the total amount of disabled/displaced corporate tax credit donations that may be made to STOs in a fiscal year, but there is no cap on the tax credit donation amount that can be made by a single corporation. S-corporations may make a donation to claim a tax credit on their corporate income taxes or the S-corporation may pass the credit through to its individual shareholders. In order for the S-corporation to pass the tax credit through to its individual shareholders, the sum of their corporate tax credit donations must be at least \$5,000.

The disabled/displaced corporate scholarship is available to K-12 students and preschool students with disabilities. Students receiving scholarships from the disabled/displaced corporate donations must meet one of the following requirements: student has a current or expired Multidisciplinary Evaluation Team (MET) report or Individual Education Plan (IEP) from an Arizona public school (for preschool and K-12); *OR* student has a current or expired 504 plan from an Arizona public school (for K-12 only); *OR* student was placed at one time in the Arizona foster care system (for K-12 only and must be verified by the Arizona Department of Child Safety). Additionally, the total amount of scholarships that a student can be awarded by all STOs is limited to 90% of state aid or the cost of tuition, whichever is less. For the 2018-2019 academic year the amount of 90% of state aid ranged from \$2,242 to \$32,843 depending on the student’s grade and additional state aid for a special education category.

Disabled/Displaced Corporate Donation Approval

Donations to STOs for the purpose of receiving the disabled/displaced student corporate income tax credit or insurance premium tax credit are limited by statute to \$5 million in a fiscal year and the donations for the tax credit must be preapproved. The following table shows the statutory limitation compared to the donations approved and donations received by the STOs. The donations made by type of taxpayer are also included.

Disabled/Displaced Corporate Donations

Fiscal Year	Statutory Limitation	\$ Approved	\$ Received	# corporations	# insurance companies	# of S corporations
2010	\$5,000,000	\$1,478,880	\$1,478,880	2	4	
2011	\$5,000,000	\$1,079,000	\$1,029,000	3	5	
2012	\$5,000,000	\$283,000	\$283,000	1	5	
2013	\$5,000,000	\$3,580,350	\$3,505,350	6	8	
2014	\$5,000,000	\$3,112,745	\$2,957,765	19	8	
2015	\$5,000,000	\$5,025,000	\$5,000,000	11	17	
2016	\$5,000,000	\$5,325,000	\$5,000,000	13	12	13
2017	\$5,000,000	\$5,147,000	\$5,000,000	9	15	10
2018	\$5,000,000	\$5,000,000	\$5,000,000	4	4	6
2019	\$5,000,000	\$5,000,000	\$5,000,000	10	6	34

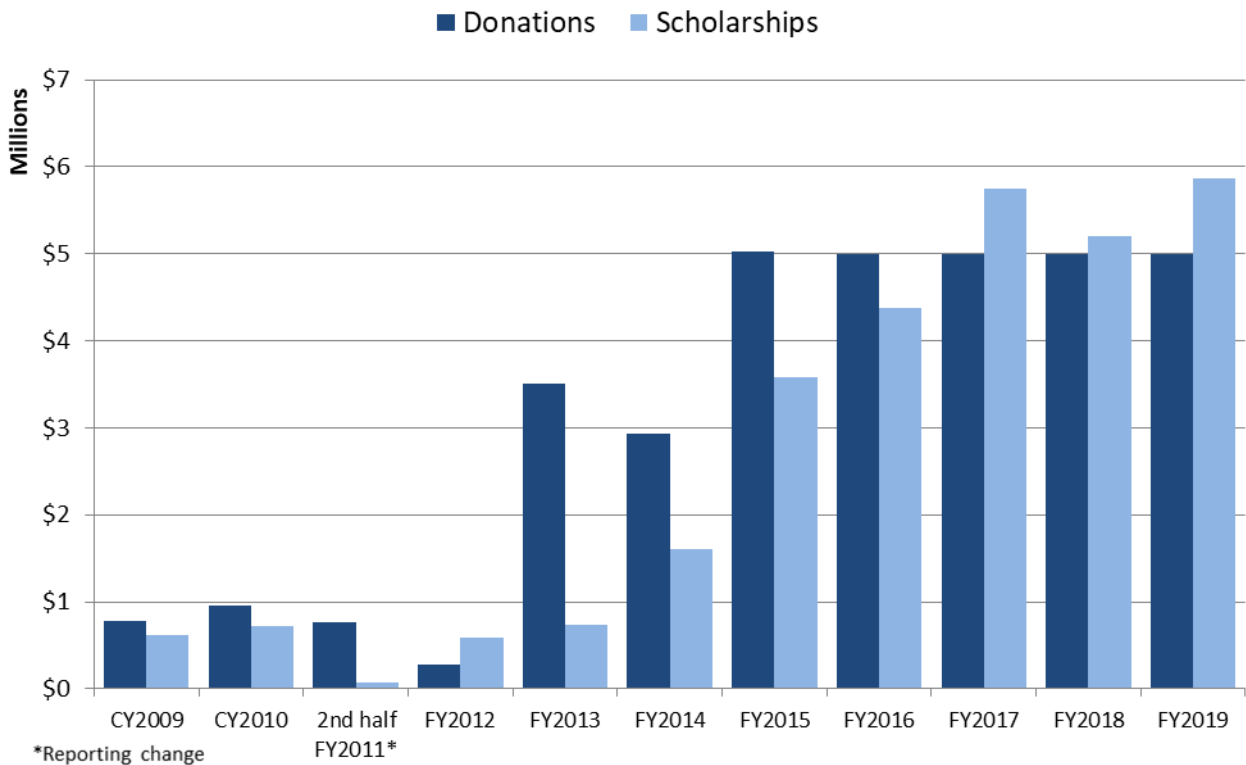
There were 56 donations approved and 51 donations received in FY2019 for the disabled/displaced corporate tax credit. The 51 donations received came from 50 corporations. Six of the 50 corporations were insurance companies donating \$3,326,000 and thirty-four were S-corporations donating \$1,318,500. For FY2019, the average disabled/displaced corporate donation received by STOs was \$98,039.

The range of the 51 donations made to the STOs is shown in the following table. Note that there are companies that make donations to multiple STOs and this data summarizes the donations made and are not aggregated by corporation.

Disabled/Displaced Corporate Donations by Size

Donation Size	# donations	Donation Size	# donations
\$10,000 or less	18	\$50,001 to \$75,000	8
\$10,001 to \$20,000	4	\$100,001 and over	5
\$20,001 to \$50,000	16		

Growth in Disabled/Displaced Corporate Credit Program




The following table shows the number of STOs collecting disabled/displaced corporate donations in each reporting period, the number of donations and the amount of tax credit donations. The percentage change is calculated for prior year amounts reported. No percentage change is calculated for FY2011 as this is the first fiscal year reporting period. The table also shows the number of STOs providing disabled/displaced corporate scholarships in each period, the number of scholarships and the amount of scholarships paid. As with the donations data, no percentage change is calculated for FY2011 as this was the first fiscal year reporting period. Please note that the number of scholarships paid does not equate to the number of students receiving scholarships. Many families seek scholarships from multiple STOs, resulting in one child being counted several times in the scholarship counts.

The totals below do not include donation transfers from one STO to another as a result of an STO closure. The donation amounts would have been initially recorded as donations received by the closing STO in the same fiscal year or possibly in a prior fiscal year. For FY2019, STOs received \$7,769 in Disabled/Displaced donation transfers from closing STOs. The receiving STOs are required to award 90% of the transferred amount as scholarships to eligible students attending qualified schools.

DISABLED/DISPLACED CORPORATE INCOME TAX CREDIT PROGRAM

Reporting Year	Disabled/Displaced Corporate Donations				Disabled/Displaced Corporate Scholarships			
	# of STOs	# donations	\$ Amount	% change	# of STOs	# scholarships	\$ Amount	% change
CY2009	4	6	\$781,000		5	114	\$625,335	
CY2010	5	8	\$956,880	22.5%	6	166	\$715,424	14.4%
FY2011	5	13	\$1,204,000	25.8%	5	114	\$559,333	-21.8%
FY2012	3	6	\$283,000	-76.5%	5	119	\$583,865	4.4%
FY2013	8	17	\$3,505,350	1138.6%	6	217	\$731,231	25.2%
FY2014	11	29	\$2,925,845	-16.5%	8	346	\$1,611,469	120.4%
FY2015	12	31	\$5,031,920 ¹⁴	72.0%	12	806	\$3,581,873	122.3%
FY2016	12	40	\$5,000,000	-0.6%	14	934	\$4,370,439	22.0%
FY2017	12	40	\$5,000,000	0.0%	18	1,103	\$5,750,839	31.6%
FY2018	4	15	\$5,000,000	0.0%	14	1,162	\$5,205,607	-9.5%
FY2019	14	51	\$5,000,000	0.0%	14	1,105	\$5,860,589	12.6%

Top 4 STOs by FY2019 Disabled/Displaced Corporate Donations



FY2019 Disabled/Displaced Corporate Donations and Scholarships

Table 9 (pg. 46) shows the number, amount and average of the FY2019 disabled/displaced corporate donations received by STO. In addition, the number and amount of scholarships paid by STO as well as the average scholarships¹⁵ and number of schools receiving scholarships is included. This table also provides the number and amount of disabled/displaced corporate future reserved scholarships reported by each STO.

- Arizona Leadership Foundation received the most disabled/displaced corporate donations totaling \$2,791,000 or 56% of total donations. Arizona Private Education Scholarship Fund, Inc. received the largest number of donations at 13 or 26% of the total.

¹⁴ Total donations reported for FY15 were greater than the cap due to monies received at the end of FY14 approved under the FY14 cap that were not deposited until FY15.

¹⁵ The STO average scholarship calculation will include double counting if a student attends two different private schools during the year and an STO awards the student scholarships to both schools.

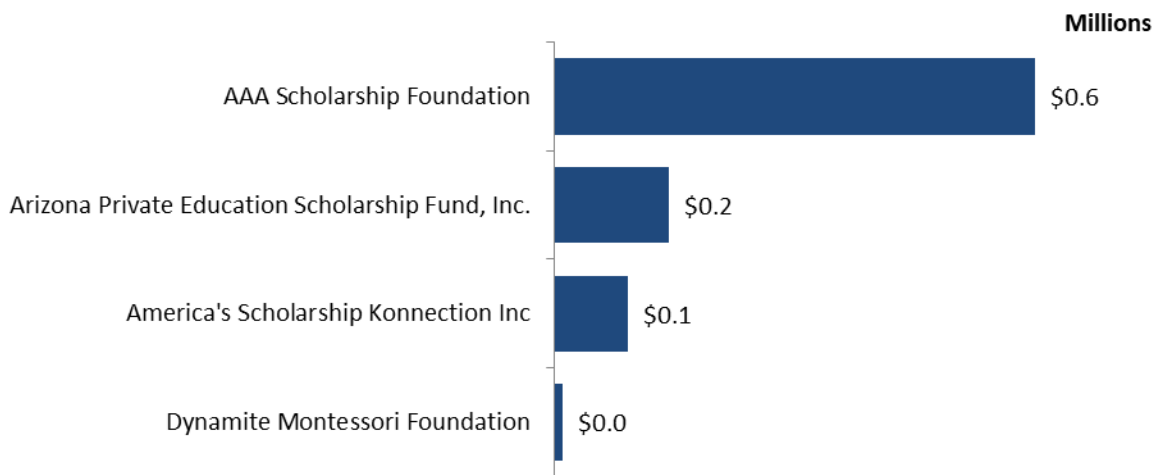
- Arizona Leadership Foundation paid the highest amount of disabled/displaced corporate scholarships (\$3,651,371 or 62% of the total) and awarded the largest number of scholarships (499 scholarships or 45% of the total).
- Academic Opportunity of Arizona awarded the largest average disabled/displaced corporate scholarship of \$10,455.
- Arizona Leadership Foundation awarded disabled/displaced corporate scholarships to a total of 92 schools.

There were four STOs that provided disabled/displaced corporate scholarships to only one private school. When verifying an STO’s compliance with the statutory requirement to not limit scholarships to only one school, both the low-income and disabled/displaced corporate scholarship programs are reviewed together. Based on information provided by the STOs, none were considered in violation.

Future Reserved Disabled/Displaced Corporate Scholarships

STOs also reserved scholarships for specific students for future years. Four STOs reserved an additional \$894,245 in the disabled/displaced corporate donation program for 93 students. AAA Scholarship Foundation reported in FY2019 reserving the largest amount of disabled/displaced corporate donations for future year scholarships of \$635,306 for 26 students. It should be noted that a portion of the reserved future year awards reported by STOs may be for scholarships to be awarded in the upcoming academic year.

STOs Reporting Future Reserved Disabled/Displaced Corporate Scholarships Greater than \$100,000 in FY2019



FY2019 Disabled/Displaced Corporate Scholarships by Income Level

STOs are required to report the percentage of scholarship dollars that go to families with income of 185% or less of poverty level and the percentage of scholarship dollars that go to families with income ranging from above 185% of poverty level to 342.25% of poverty level. For the 2018-2019 academic year, 342.25% of the federal poverty level for a household of four was \$85,905.

Overall Share of FY2019 Disabled/Displaced Corporate Scholarships by Family Income

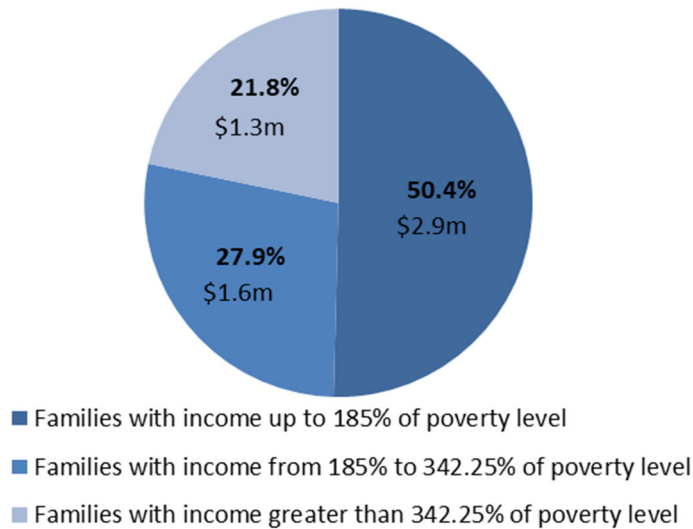


Table 10 (pg. 47) shows the percentages for each STO. Three organizations gave 100% of their disabled/displaced corporate scholarships to children in families with income of 185% or less of poverty level while one STOs gave 100% of their scholarships to children in families with income up to 342.25% of the poverty level. There were three STOs that gave more than 50% of their disabled/displaced corporate scholarships to children of families with income greater than 342.25% of poverty level.

Disabled/Displaced Corporate Credit Program 90/10 Calculation

All STOs certified to collect disabled/displaced corporate donations in FY2019 were evaluated as to their status in relation to the requirement that 90% of all revenue must be paid out in scholarships. From an administrative viewpoint, no STO is expected to pay out 90% of donations it receives in the current year for scholarships the same year. There will always be a lag between revenue received and revenue paid out and it does not mean that an STO with a percentage of less than 90% is in violation of the law. The 90% requirement is evaluated using two different methods: 1) a review of total donations and scholarships over the life of the STO and 2) calculating 90% of credit donations received in a particular fiscal year and tracking the amount to be awarded within the following two fiscal years. The following table shows the lifetime percentage calculated based on total donations and scholarships (method #1) for those STOs certified to receive disabled/displaced corporate donations in FY2019.

Disabled/Displaced Corporate Credit Program Lifetime 90/10 Ratios

School Tuition Organization	Ratio	School Tuition Organization	Ratio
AAA Scholarship Foundation	99.5%	Arizona's Catholic Tuition Support Organization (CTSO)	86.7%
Arizona Leadership Foundation	86.1%	Dynamite Montessori Foundation	97.5%
Academic Opportunity of Arizona	79.2%	Financial Assistance for Independent Schools	82.7%
Arizona Private Education Scholarship Fund, Inc.	91.3%	Institute for Better Education (IBE)	72.1%
Arizona School Choice Trust	89.5%	School Choice Arizona, Inc.	81.9%
America's Scholarship Konnection Inc	91.1%	Tuition Organization for Private Schools	89.0%
Arizona Tuition Connection	90.1%	Yuma's Education Scholarship Fund for Kids	93.4%
Arizona Education Scholarship Foundation	91.9%		

No STOs had a lifetime ratio below 50.0. These percentages are being monitored annually and if STOs with low percentages do not improve, ADOR will review that program to determine the reason. Based on the yearly 90% calculation (method #2), there was one STO that was found in violation which corrected the issue within the statutorily allowed 90-day period.

Table 9
FY2019 Disabled/Displaced Corporate Donations and Scholarships by School Tuition Organization

School Tuition Organization	Donations			Scholarships			# of Schools	Future Reserved Scholarships	
	#	\$ Amount	Average	#	\$ Amount	Average		#	\$ Amount
AAA Scholarship Foundation	1	\$55,000	\$55,000	43	\$373,067	\$8,676	31	26	\$635,306
Academic Opportunity of Arizona	6	\$238,000	\$39,667	56	\$585,488	\$10,455	19	0	\$0
America's Scholarship Konnection Inc	0	\$0		15	\$67,042	\$4,469	1	20	\$96,735
Arizona Education Scholarship Foundation	1	\$5,000	\$5,000	4	\$4,593	\$1,148	1	0	\$0
Arizona Leadership Foundation	1	\$2,791,000	\$2,791,000	499	\$3,651,371	\$7,317	92	0	\$0
Arizona Private Education Scholarship Fund, Inc.	13	\$604,000	\$46,462	191	\$512,512	\$2,683	50	46	\$150,954
Arizona School Choice Trust	0	\$0		22	\$80,795	\$3,673	4	0	\$0
Arizona's Catholic Tuition Support Organization (CTSO)	3	\$195,000	\$65,000	53	\$199,045	\$3,756	13	0	\$0
Dynamite Montessori Foundation	1	\$12,500	\$12,500	0	\$0		0	1	\$11,250
Financial Assistance for Independent Schools	3	\$145,000	\$48,333	34	\$111,350	\$3,275	1	0	\$0
Institute for Better Education (IBE)	10	\$661,500	\$66,150	108	\$112,730	\$1,044	39	0	\$0
Lexington Education Foundation	2	\$20,000	\$10,000	3	\$10,000	\$3,333	1	0	\$0
Northern Lights Student Tuition Organization	1	\$55,000	\$55,000	0	\$0		0	0	\$0
School Choice Arizona, Inc.	4	\$88,000	\$22,000	16	\$60,560	\$3,785	13	0	\$0
Tuition Organization for Private Schools	2	\$115,000	\$57,500	44	\$74,097	\$1,684	11	0	\$0
Yuma's Education Scholarship Fund for Kids	3	\$15,000	\$5,000	17	\$17,938	\$1,055	5	0	\$0
TOTALS	51	\$5,000,000	\$98,039	1,105	\$5,860,589	\$5,303.70	140	93	\$894,245

Table 10
FY2019 Disabled/Displaced Corporate Scholarships by Income Level

School Tuition Organization	Disabled/Displaced Corporate Scholarships	% of Scholarships to Families with		
		Income up to 185% of Poverty Level	Income from 185% to 342.25% of Poverty Level	Remaining %
AAA Scholarship Foundation	\$373,067	14.7%	28.4%	57.0%
Academic Opportunity of Arizona	\$585,488	76.1%	23.9%	0.0%
America's Scholarship Konnection Inc	\$67,042	100.0%	0.0%	0.0%
Arizona Education Scholarship Foundation	\$4,593	0.0%	31.9%	68.1%
Arizona Leadership Foundation	\$3,651,371	53.0%	30.0%	17.0%
Arizona Private Education Scholarship Fund, Inc.	\$512,512	25.4%	27.5%	47.1%
Arizona School Choice Trust	\$80,795	100.0%	0.0%	0.0%
Arizona's Catholic Tuition Support Organization (CTSO)	\$199,045	47.3%	24.5%	28.2%
Financial Assistance for Independent Schools	\$111,350	25.2%	22.4%	52.4%
Institute for Better Education (IBE)	\$112,730	20.5%	30.8%	48.6%
Lexington Education Foundation	\$10,000	100.0%	0.0%	0.0%
School Choice Arizona, Inc.	\$60,560	32.2%	36.8%	30.9%
Tuition Organization for Private Schools	\$74,097	82.0%	11.7%	6.3%
Yuma's Education Scholarship Fund for Kids	\$17,938	24.0%	59.3%	16.7%
TOTALS	\$5,860,589	50.4%	27.9%	21.8%

SCHOLARSHIPS BY PRIVATE SCHOOL

STOs provide scholarships from the tax credit donations to students attending qualified Arizona private schools. A qualified school is a preschool that offers services to students with disabilities, and a nongovernmental primary or secondary school (K-12) that is located in this state and that does not discriminate based on race, color, disability, familial status or national origin. All teaching staff and personnel who have unsupervised contact with students are required to be fingerprinted. A qualified school does not include a charter school or any program operated by a charter school.

In terms of where the scholarship money went within Arizona, 64% of the scholarships and 65% of the scholarship money went to schools located in Maricopa County. Schools in thirteen of the fifteen counties received scholarship money. The following map shows the number of scholarships, the amount of scholarships and the average scholarship paid out by county in FY2019.

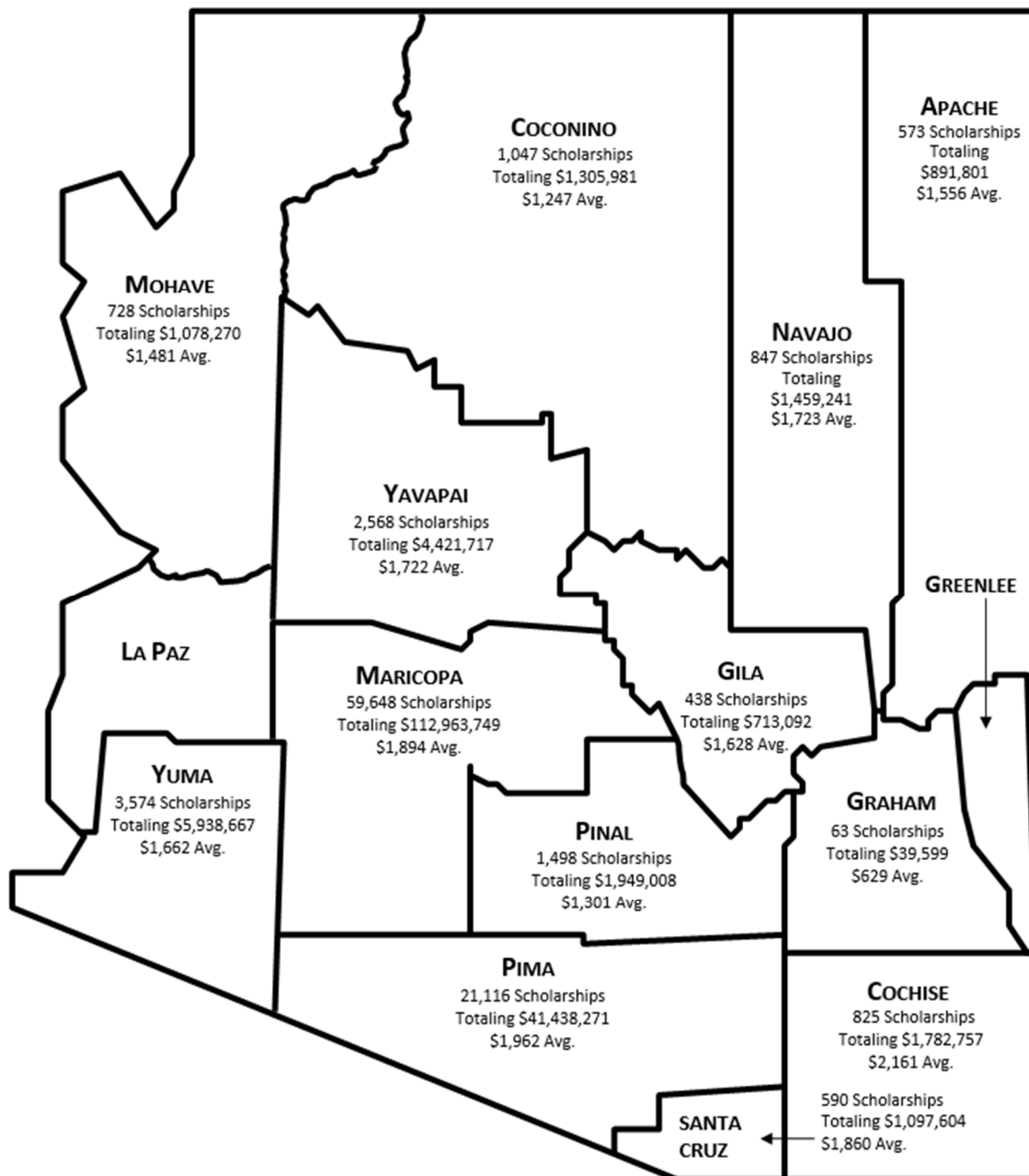


Table 11 (pg. 50) shows the cities or towns within which scholarship money was received, the number of scholarships, total scholarships and the average scholarship amount. The plurality of scholarship money and number of scholarships went to students attending private schools within the City of Phoenix. Private schools located in Phoenix received \$60,771,270 or 35% of the total scholarship amount from all credit programs. The largest average scholarship for a city or town was \$25,308 for a school located in Apache Junction.

Table 11
FY2019 Total Scholarships - All Credit Programs by Location of Private School

City/Town	#	\$ Amount	Average
Ahwatukee	1	\$499	\$499
Anthem	42	\$62,487	\$1,488
Apache Junction	1	\$25,308	\$25,308
Avondale	1,280	\$1,729,681	\$1,351
Bapchule	744	\$638,032	\$858
Benson	24	\$11,409	\$475
Bisbee	16	\$51,567	\$3,223
Buckeye	190	\$259,892	\$1,368
Bullhead City	12	\$12,829	\$1,069
Bylas	45	\$29,466	\$655
Camp Verde	198	\$242,904	\$1,227
Carefree	6	\$4,263	\$711
Casa Grande	649	\$1,089,676	\$1,679
Cave Creek	642	\$1,052,908	\$1,640
Chandler	4,869	\$9,895,897	\$2,032
Cordes Lakes	2	\$4,029	\$2,014
Cottonwood	824	\$1,619,020	\$1,965
Douglas	235	\$931,693	\$3,965
El Mirage	19	\$5,180	\$273
Flagstaff	1,029	\$1,276,746	\$1,241
Florence	71	\$155,703	\$2,193
Fort Mohave	3	\$4,781	\$1,594
Gilbert	3,903	\$8,526,356	\$2,185
Glendale	3,455	\$5,014,041	\$1,451
Globe	1	\$2,592	\$2,592
Goodyear	1,694	\$2,717,425	\$1,604
Green Valley	24	\$33,719	\$1,405
Higley	9	\$51,261	\$5,696
Holbrook	50	\$39,525	\$790
Kingman	252	\$305,048	\$1,211
Lake Havasu City	461	\$755,612	\$1,639
Lakeside	4	\$15,000	\$3,750
Laveen	19	\$14,415	\$759
Litchfield Park	482	\$626,563	\$1,300
Mayer	35	\$186,874	\$5,339
Mesa	2,738	\$4,535,228	\$1,656
Nogales	590	\$1,097,604	\$1,860
Oro Valley	241	\$470,771	\$1,953
Page	18	\$29,235	\$1,624
Paradise Valley	1,061	\$3,412,656	\$3,216
Payson	254	\$443,636	\$1,747
Peoria	200	\$456,238	\$2,281
Peridot	42	\$34,556	\$823
Phoenix	32,473	\$60,771,270	\$1,871
Picacho	7	\$7,429	\$1,061

Table 11
FY2019 Total Scholarships - All Credit Programs by Location of Private School

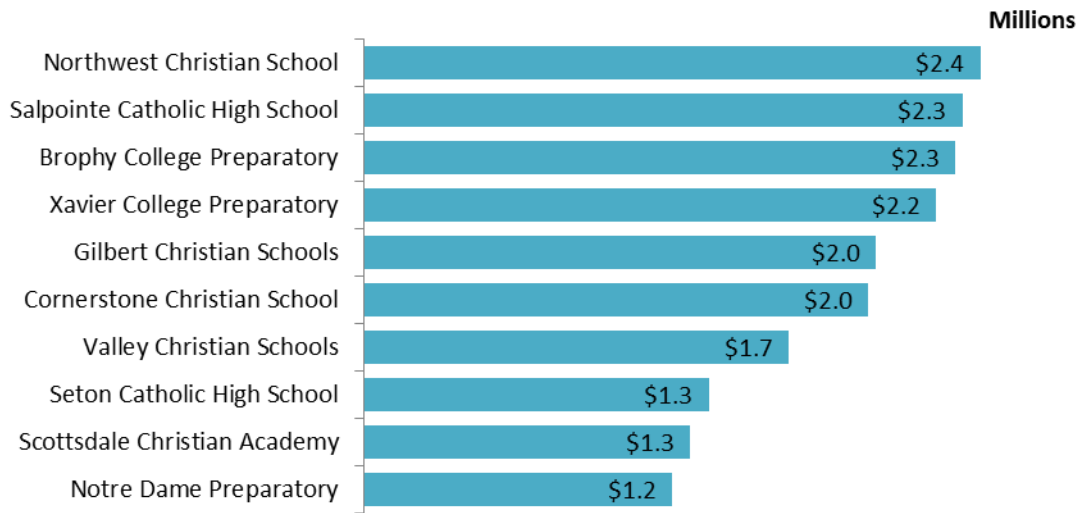
City/Town	#	\$ Amount	Average
Prescott	1,429	\$2,142,485	\$1,499
Queen Creek	123	\$256,065	\$2,082
Rock Point	82	\$241,204	\$2,942
Safford	18	\$10,133	\$563
San Carlos	141	\$232,308	\$1,648
San Tan Valley	26	\$32,859	\$1,264
Scottsdale	4,026	\$9,280,776	\$2,305
Sedona	79	\$225,404	\$2,853
Show Low	516	\$1,061,103	\$2,056
Sierra Vista	477	\$702,543	\$1,473
Spring Valley	1	\$1,003	\$1,003
St. Michael	491	\$650,597	\$1,325
Sun Valley	86	\$145,593	\$1,693
Surprise	86	\$82,638	\$961
Tempe	1,954	\$3,700,837	\$1,894
Tucson	20,830	\$40,905,008	\$1,964
Vail	21	\$28,773	\$1,370
Whiteriver	61	\$39,811	\$653
Wickenburg	365	\$483,473	\$1,325
Willcox	73	\$85,545	\$1,172
Winslow	130	\$158,210	\$1,217
Youngtown	11	\$23,700	\$2,155
Yuma	3,574	\$5,938,667	\$1,662
TOTAL	93,515	\$175,079,757	\$1,872

Total may not match data in other tables due to missing school information.

FY2019 Scholarships by Private School

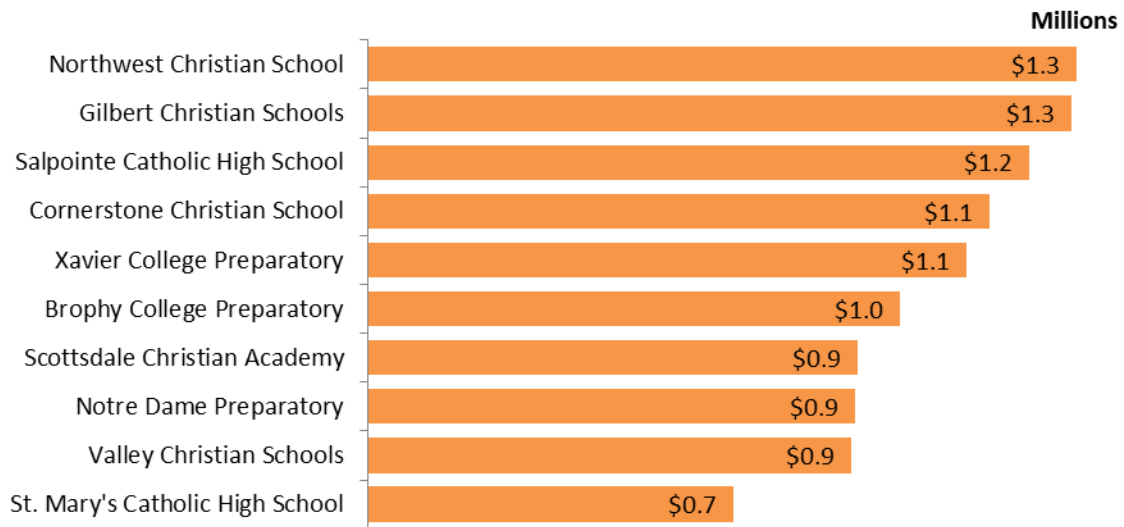
STOs provided scholarships from all four credit programs to 355 private schools in FY2019. There were 48 private schools that received scholarship money from 11 or more STOs. One private school, Xavier College Preparatory, received scholarships from 27 STOs. Of the 355 private schools, 85 received scholarship money from only one STO. Table 12 (pg. 56) lists the 355 private schools with students that received scholarship money from one or more of the four credit programs in FY2019. In addition, the total average scholarship for all credit programs and the sum of future reserved scholarships for all credit programs are provided.

Top 10 Private Schools by Original Individual Scholarships in FY2019



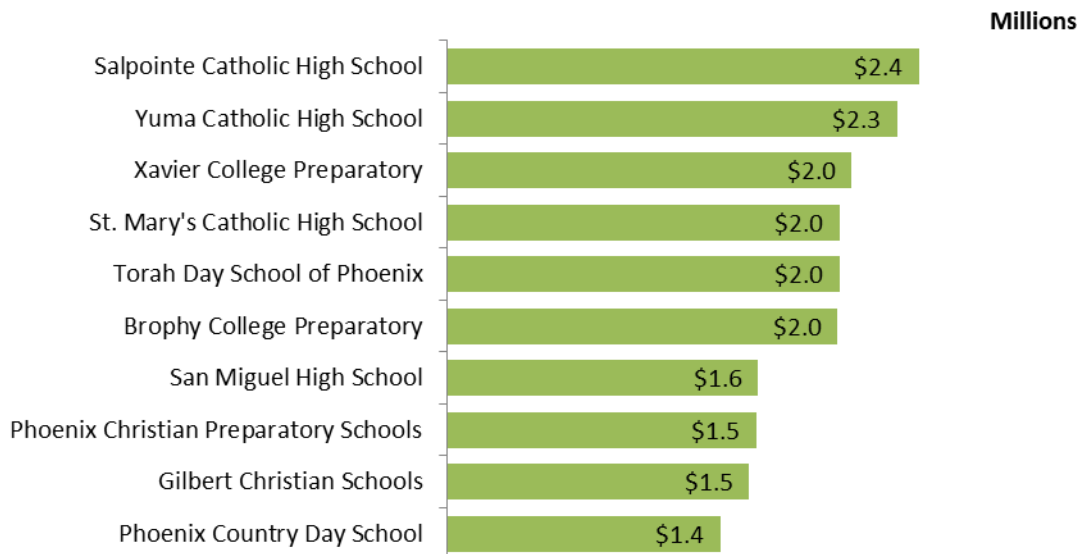
Original Individual Scholarships – Twelve private schools received more than \$1.0 million in original individual scholarships in FY2019. Northwest Christian School received the largest number of original individual scholarships totaling 1,420 while Desert Voices Oral Learning Center had the largest average original individual scholarship of \$13,644.

Top 10 Private Schools by Switcher Individual Scholarships in FY2019



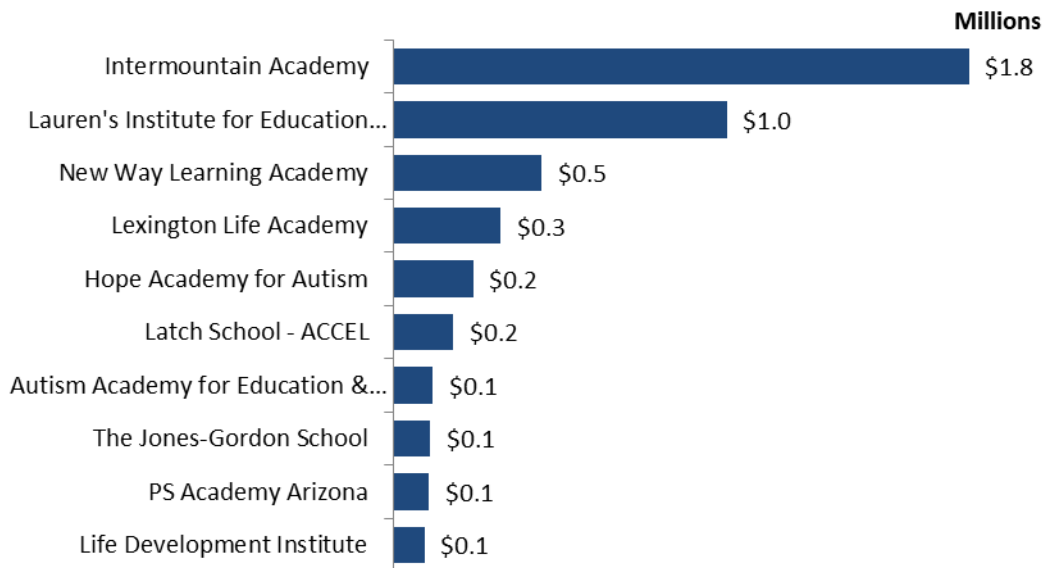
Switcher Individual Scholarships – Five private schools received more than \$1.0 million in switcher individual scholarships in FY2019. Northwest Christian School received the largest number of switcher individual scholarships totaling 984 while Desert Voices Oral Learning Center had the largest average switcher individual scholarship of \$12,412.

Top 10 Private Schools by Low-Income Corporate Scholarships in FY2019



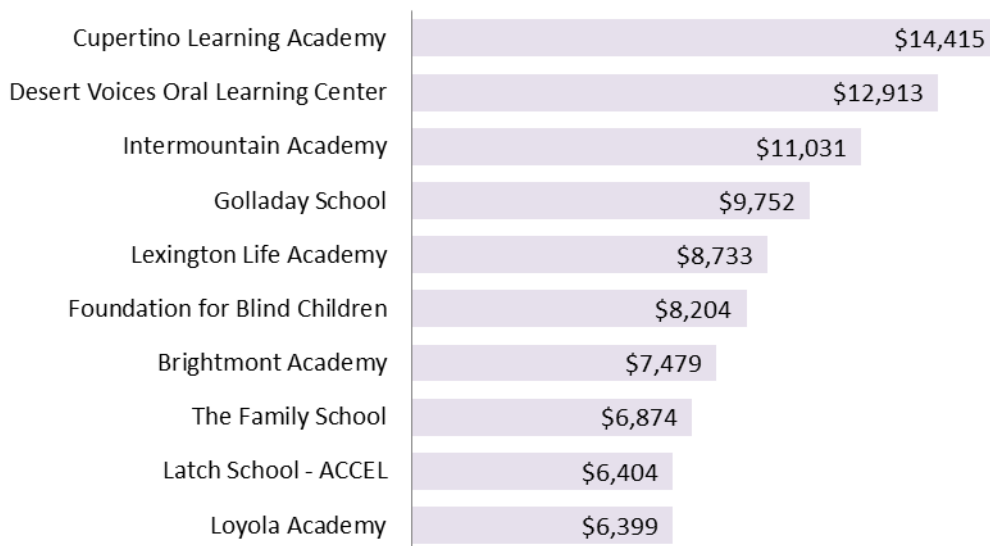
Low-Income Corporate Scholarships – Seventeen private schools received more than \$1.0 million in low-income corporate scholarships in FY2019. Torah Day School of Phoenix received the largest number of low-income corporate scholarships totaling 1,082 while Banner Children's Academy had the largest average low-income corporate scholarship of \$8,557.

Top 10 Private Schools by Disabled/Displaced Corporate Scholarships in FY2019



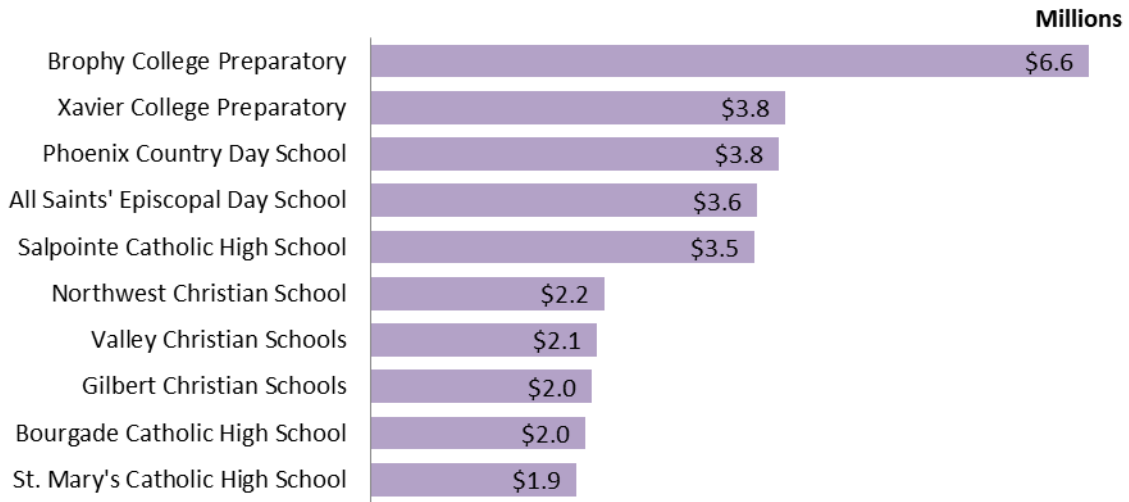
Disabled/Displaced Corporate Scholarships – Two private schools received more than \$1.0 million in disabled/displaced corporate scholarships in FY2019. New Way Learning Academy received the largest number of disabled/displaced corporate scholarships totaling 97 while Intermountain Academy had the largest average disabled/displaced corporate scholarship of \$25,062.

Top 10 Private Schools by Total Average Scholarship in FY2019



Total Average Scholarships – The FY2019 total overall average scholarship for all credit programs was \$1,872. Three private schools received scholarships from one or more of the credit programs that provided an overall average scholarship greater than \$10,000.

Top 10 Private Schools with Future Reserved Scholarships in FY2019



Future Reserved Scholarships for All Credit Programs – In FY2019 STOs reported future reserved scholarships for students attending 301 private schools. Those students who have not identified a private school to the STO at the time of the report (scholarships for new applicants reserved for following academic year or students that will be transitioning to a different school) are included in the “Data not provided” category. Twenty-four private schools were reported by STOs to have students with future reserved scholarships greater than \$1 million from one or more of the credit programs. St. John Vianney Catholic School has the largest number of students with future reserved scholarships at 1,186. It should be noted that a portion of the reserved future year awards reported by STOs may be for scholarships to be awarded in the upcoming academic year.

**Table 12
FY2019 Scholarships by Private School**

Private School	FY19 Scholarships							Future Reserved Scholarships									
	Original Individual		Switcher Individual		Low-Income Corporate		Disabled/Displaced Corporate		Total Average Scholarship	Original Individual		Switcher Individual		Low-Income Corporate		Disabled/Displaced Corporate	
	Number	\$ Amount	Number	\$ Amount	Number	\$ Amount	Number	\$ Amount		Number	\$ Amount	Number	\$ Amount	Number	\$ Amount	Number	\$ Amount
2nd Street Children's School	17	\$45,515	16	\$35,959	5	\$700	0	\$0	\$2,162	4	\$9,750	3	\$5,417	0	\$0	0	\$0
91st Psalm Christian School	93	\$104,157	60	\$66,973	45	\$89,153	0	\$0	\$1,315	29	\$55,384	23	\$27,048	15	\$39,875	0	\$0
Ace Academy	4	\$5,106	3	\$2,323	0	\$0	0	\$0	\$1,061	2	\$1,444	2	\$1,817	0	\$0	0	\$0
ACES (Austin Centers for Exceptional Students)	1	\$1,841	1	\$2,449	0	\$0	0	\$0	\$2,145	4	\$29,497	1	\$1,681	0	\$0	0	\$0
Acton Academy	5	\$9,318	4	\$4,764	7	\$18,750	0	\$0	\$2,052	0	\$0	0	\$0	0	\$0	0	\$0
Adobe Adventist Christian School	5	\$13,153	3	\$4,571	0	\$0	0	\$0	\$2,216	0	\$0	0	\$0	0	\$0	0	\$0
Adobe Montessori	0	\$0	0	\$0	0	\$0	0	\$0	1	\$4,085	1	\$4,212	0	\$0	0	\$0	
Ahwatukee Foothills Montessori	18	\$121,344	17	\$76,043	0	\$0	0	\$0	\$5,640	10	\$33,825	10	\$20,617	0	\$0	0	\$0
Aldea Montessori	4	\$11,580	2	\$4,355	4	\$11,200	0	\$0	\$2,714	0	\$4,400	0	\$0	0	\$0	0	\$0
Aleph Bet Kindergarten	8	\$60,000	27	\$100,025	18	\$82,200	0	\$0	\$4,570	0	\$0	0	\$0	0	\$0	0	\$0
Al-Huda School	26	\$65,721	19	\$39,514	20	\$46,400	0	\$0	\$2,333	0	\$0	0	\$0	0	\$0	0	\$0
All Saints Catholic School (Our Lady of the Mountains)	74	\$109,035	44	\$59,576	51	\$133,844	0	\$0	\$1,790	93	\$177,180	32	\$62,795	26	\$24,015	0	\$0
All Saints' Episcopal Day School	173	\$538,420	128	\$336,179	187	\$931,363	0	\$0	\$3,701	11	\$21,640	15	\$34,807	507	\$3,500,831	0	\$0
Ambassador Christian Academy	46	\$87,391	28	\$44,684	37	\$106,957	6	\$4,500	\$2,081	12	\$12,315	12	\$11,360	3	\$9,000	0	\$0
American Family Education	31	\$15,377	20	\$8,889	8	\$7,990	0	\$0	\$547	1	\$856	1	\$630	0	\$0	0	\$0
American Indian Christian School	24	\$67,856	8	\$51,451	0	\$0	0	\$0	\$3,728	2	\$444	10	\$15,929	0	\$0	0	\$0
Annunciation Catholic School	234	\$299,263	133	\$240,256	66	\$85,210	3	\$5,494	\$1,445	55	\$60,534	59	\$110,060	24	\$28,534	1	\$13,010
Apache Baptist Academy	16	\$14,218	19	\$10,831	10	\$4,418	0	\$0	\$655	1	\$951	3	\$1,231	0	\$0	0	\$0
Apostolic Faith Center Christian Academy	0	\$0	1	\$1,500	10	\$22,200	0	\$0	\$2,155	1	\$1,500	1	\$1,500	8	\$18,000	0	\$0
Arizona Christian Academy	16	\$54,035	13	\$31,616	0	\$0	0	\$0	\$2,953	0	\$0	0	\$0	0	\$0	0	\$0
Arcadia Montessori	21	\$133,340	3	\$24,500	4	\$21,800	0	\$0	\$6,416	0	\$0	0	\$0	0	\$0	0	\$0
Arizona Cultural Academy	138	\$365,190	74	\$239,692	215	\$760,926	0	\$0	\$3,199	56	\$150,400	37	\$60,726	0	\$0	0	\$0
Arizona International Academy	0	\$0	0	\$0	4	\$22,700	0	\$0	\$5,675	0	\$0	0	\$0	2	\$12,300	0	\$0
Arizona Lutheran Academy	204	\$425,068	109	\$188,802	140	\$457,693	4	\$3,104	\$2,352	30	\$72,753	22	\$26,525	57	\$328,000	0	\$0
Arrowhead Christian Academy	148	\$179,242	99	\$85,196	83	\$218,422	1	\$750	\$1,461	45	\$61,780	44	\$47,650	31	\$304,100	0	\$0
Arrowhead Montessori School	15	\$24,868	19	\$21,748	5	\$5,550	0	\$0	\$1,338	0	\$0	7	\$9,631	0	\$0	0	\$0
Ascension Lutheran School	9	\$38,367	9	\$15,633	0	\$0	0	\$0	\$3,000	6	\$5,616	3	\$2,063	0	\$0	0	\$0
Atonement Lutheran School	58	\$94,657	35	\$44,163	8	\$4,398	1	\$750	\$1,411	25	\$20,095	23	\$11,847	10	\$2,744	0	\$0
Aurora Day School	1	\$7,180	1	\$3,660	0	\$0	1	\$6,440	\$5,760	0	\$0	0	\$0	0	\$0	0	\$0
Autism Academy for Education & Development	11	\$57,131	12	\$23,266	3	\$10,700	8	\$120,991	\$6,238	11	\$28,738	8	\$13,762	0	\$0	3	\$157,506
Awakening Seed School	34	\$85,587	25	\$49,902	16	\$39,090	0	\$0	\$2,328	24	\$79,907	17	\$54,885	1	\$4,500	0	\$0
AZ Aspire Academy	19	\$60,139	14	\$48,590	4	\$18,969	9	\$34,015	\$3,515	3	\$11,800	2	\$9,095	0	\$0	0	\$0
Banner Children's Academy	3	\$20,997	1	\$2,072	2	\$17,114	2	\$9,658	\$6,230	0	\$0	0	\$0	2	\$27,200	0	\$0
Bayer Private School	32	\$59,536	20	\$30,303	5	\$36,600	0	\$0	\$2,218	16	\$26,185	10	\$19,075	5	\$12,500	0	\$0
Beautiful Savior Academy	11	\$20,981	10	\$9,677	0	\$0	0	\$0	\$1,460	3	\$2,397	1	\$20	0	\$0	0	\$0
Bella Montessori School	2	\$2,140	2	\$3,100	0	\$0	0	\$0	\$1,310	0	\$0	0	\$0	0	\$0	0	\$0
Bella Vista College Preparatory School	38	\$34,279	12	\$52,641	55	\$356,300	3	\$12,795	\$4,222	2	\$2,000	6	\$21,400	7	\$46,300	0	\$0
Bethany Christian School	177	\$242,782	126	\$180,906	45	\$54,074	5	\$6,744	\$1,373	25	\$28,395	19	\$27,783	0	\$0	0	\$0
Big Dreams Preschool and Kindergarten	1	\$1,087	1	\$1,039	0	\$0	0	\$0	\$1,063	0	\$0	0	\$0	0	\$0	0	\$0
Black Mountain Science Academy	11	\$27,731	6	\$9,048	2	\$4,000	0	\$0	\$2,146	1	\$216	0	\$0	0	\$0	0	\$0
Blessed Sacrament Kindergarten	6	\$25,432	6	\$49,244	0	\$0	0	\$0	\$6,223	5	\$30,818	6	\$20,455	0	\$0	0	\$0
Bourgade Catholic High School	675	\$1,016,819	509	\$558,956	592	\$1,208,689	19	\$49,732	\$1,579	435	\$960,453	329	\$387,421	287	\$611,796	1	\$16,533
Breakthrough Academy	2	\$10,240	2	\$8,535	0	\$0	0	\$0	\$4,694	1	\$4,500	0	\$0	1	\$5,500	0	\$0
Bridges Preschool & Kindergarten	11	\$14,995	10	\$14,160	2	\$3,500	0	\$0	\$1,420	0	\$0	0	\$0	0	\$0	0	\$0
Brightmont Academy	6	\$36,307	3	\$31,005	0	\$0	0	\$0	\$7,479	0	\$0	0	\$0	0	\$0	0	\$0
Brophy College Preparatory	709	\$2,295,938	374	\$981,099	359	\$1,955,484	2	\$5,030	\$3,627	374	\$1,396,488	175	\$490,975	320	\$4,718,646	0	\$0
Calvary Chapel Christian School	217	\$341,909	158	\$168,313	130	\$161,810	7	\$5,250	\$1,323	61	\$66,486	50	\$57,408	15	\$65,750	0	\$0
Calvary Christian Academy	188	\$339,253	143	\$195,358	15	\$5,171	0	\$0	\$1,560	85	\$205,291	52	\$61,805	0	\$0	0	\$0
Camelback Christian School	6	\$5,769	6	\$5,419	0	\$0	0	\$0	\$932	0	\$0	0	\$0	0	\$0	0	\$0
Camelback Desert School	2	\$1,980	2	\$1,975	0	\$0	0	\$0	\$989	1	\$920	0	\$0	0	\$0	0	\$0
Camp Verde United Christian School	5	\$3,400	4	\$150	23	\$23,580	0	\$0	\$848	0	\$0	0	\$0	0	\$0	0	\$0
Carden Christian Academy Central	31	\$28,942	29	\$12,289	20	\$20,150	3	\$8,750	\$845	8	\$11,155	5	\$4,745	4	\$48,125	2	\$18,072
Carefree Christian Academy	23	\$44,475	29	\$33,347	12	\$19,000	1	\$4,530	\$1,559	0	\$0	1	\$20	0	\$0	0	\$0
Caritas Academy	0	\$0	0	\$0	0	\$0	0	\$0	1	\$130	1	\$499	0	\$0	0	\$0	
Casa del Nino Bilingual Montessori School	23	\$53,400	19	\$30,677	4	\$18,200	0	\$0	\$2,223	0	\$0	0	\$0	0	\$0	0	\$0
Casa Ninos School of Montessori	3	\$3,232	1	\$998	0	\$0	0	\$0	\$1,057	0	\$0	0	\$0	0	\$0	0	\$0
Casas Christian School	237	\$496,218	224	\$304,030	189	\$417,973	15	\$25,049	\$1,870	94	\$269,647	85	\$241,471	14	\$24,000	1	\$1,000
Castlehill Country Day School	38	\$92,165	34	\$73,423	9	\$27,430	1	\$400	\$2,359	4	\$8,708	5	\$11,613	0	\$0	0	\$0
Cave Creek Montessori	15	\$36,965	17	\$31,405	1	\$1,900	0	\$0	\$2,129	0	\$0	0	\$0	0	\$0	0	\$0
Cedar Tree Montessori	0	\$0	0	\$0	1	\$1,025	0	\$0	\$1,025	0	\$0	0	\$0	0	\$0	0	\$0
Chabad Kindergarten & Gan	3	\$10,000	3	\$15,400	10	\$55,200	0	\$0	\$5,038	0	\$0	0	\$0	0	\$0	0	\$0
Chandler Christian Academy	100	\$143,263	71	\$71,388	18	\$49,240	0	\$0	\$1,396	22	\$41,035	25	\$29,629	6	\$16,100	0	\$0
Chandler Jewish Preschool	1	\$5,400	7	\$1,100	12	\$58,000	0	\$0	\$3,225	0	\$0	0	\$0	0	\$0	0	\$0

Table 12
FY2019 Scholarships by Private School

Private School	FY19 Scholarships								Future Reserved Scholarships								
	Original Individual		Switcher Individual		Low-Income Corporate		Disabled/Displaced Corporate		Total Average Scholarship	Original Individual		Switcher Individual		Low-Income Corporate		Disabled/Displaced Corporate	
	Number	\$ Amount	Number	\$ Amount	Number	\$ Amount	Number	\$ Amount		Number	\$ Amount	Number	\$ Amount	Number	\$ Amount	Number	\$ Amount
Chaparral Christian Preschool & Kindergarten	10	\$35,767	9	\$13,826	0	\$0	0	\$0	\$2,610	1	\$1,021	2	\$1,566	0	\$0	0	\$0
Cheder Lubavitch	51	\$139,968	14	\$36,863	205	\$695,900	0	\$0	\$3,232	6	\$18,000	1	\$3,000	18	\$54,000	0	\$0
Christ Church School	42	\$70,488	32	\$48,359	10	\$55,570	0	\$0	\$2,076	13	\$24,446	9	\$7,804	32	\$172,300	0	\$0
Christ Lutheran School	311	\$512,118	235	\$446,239	65	\$75,628	1	\$1,500	\$1,692	170	\$348,239	130	\$231,215	37	\$36,112	0	\$0
Christ the King Catholic School	218	\$277,462	162	\$141,677	150	\$234,338	0	\$0	\$1,233	153	\$205,603	118	\$112,706	114	\$429,699	0	\$0
Christian Academy of Prescott	0	\$0	0	\$0	0	\$0	0	\$0	\$0	13	\$7,273	10	\$2,817	0	\$0	0	\$0
Christ's Greenfield Lutheran School	344	\$562,609	262	\$373,572	185	\$332,892	6	\$10,200	\$1,605	69	\$196,495	52	\$75,782	10	\$3,654	0	\$0
Chrysalis Academy	3	\$8,829	3	\$6,566	2	\$5,200	2	\$7,043	\$2,764	2	\$2,424	1	\$299	0	\$0	0	\$0
Clear View Academy	0	\$0	0	\$0	0	\$0	0	\$0	\$0	1	\$491	0	\$0	0	\$0	0	\$0
Cochise SDA Christian School	4	\$5,510	4	\$4,057	8	\$42,000	0	\$0	\$3,223	0	\$0	0	\$0	8	\$66,000	0	\$0
Community Montessori	7	\$34,687	7	\$19,000	0	\$0	0	\$0	\$3,835	5	\$9,000	5	\$25,086	0	\$0	0	\$0
Community Schoolhouse	0	\$0	0	\$0	0	\$0	0	\$0	\$0	0	\$0	2	\$367	0	\$0	0	\$0
Compassion Christian Academy	12	\$9,208	10	\$10,130	4	\$13,521	0	\$0	\$1,264	0	\$0	2	\$2,990	1	\$11,000	0	\$0
Cornerstone Christian School	963	\$1,960,218	717	\$1,147,410	403	\$734,235	24	\$27,400	\$1,836	222	\$628,533	186	\$327,434	84	\$273,755	0	\$0
Coronado Baptist School	15	\$7,028	4	\$2,468	1	\$150	0	\$0	\$482	0	\$0	0	\$0	0	\$0	0	\$0
Covenant Child Care Center	2	\$5,648	2	\$5,839	0	\$0	0	\$0	\$2,872	0	\$0	0	\$0	0	\$0	0	\$0
Creation School	11	\$20,052	10	\$8,721	0	\$0	0	\$0	\$1,370	0	\$0	0	\$0	0	\$0	0	\$0
Creative Castle Preschool & Kindergarten	17	\$33,934	25	\$28,553	0	\$0	0	\$0	\$1,488	0	\$0	2	\$689	0	\$0	0	\$0
Creo School	47	\$93,987	46	\$118,116	37	\$170,307	0	\$0	\$2,942	7	\$36,069	6	\$18,773	0	\$0	0	\$0
Cross of Glory Lutheran Elementary School	45	\$42,917	29	\$30,480	0	\$0	0	\$0	\$992	25	\$28,678	18	\$20,406	0	\$0	0	\$0
Cross Roads Preschool & Kindergarten	1	\$666	1	\$993	1	\$200	0	\$0	\$620	0	\$0	0	\$0	0	\$0	0	\$0
Cupertino Learning Academy	0	\$0	0	\$0	0	\$0	6	\$86,488	\$14,415	0	\$0	0	\$0	0	\$0	0	\$0
Cupertino Power Learning Center	5	\$7,858	4	\$6,506	7	\$5,800	0	\$0	\$1,260	0	\$0	0	\$0	0	\$0	0	\$0
Dayspring Kindergarten	14	\$58,804	16	\$37,458	0	\$0	0	\$0	\$3,209	5	\$7,150	4	\$6,124	0	\$0	0	\$0
Desert Christian Schools	394	\$814,420	284	\$416,063	240	\$410,557	44	\$79,200	\$1,788	140	\$521,086	112	\$248,035	5	\$8,500	1	\$4,000
Desert Garden Montessori	85	\$148,332	60	\$86,660	59	\$137,140	0	\$0	\$1,824	2	\$813	3	\$708	4	\$17,000	0	\$0
Desert Jewish Academy	30	\$59,021	27	\$65,245	15	\$45,510	1	\$750	\$2,336	1	\$1,399	1	\$1,421	0	\$0	0	\$0
Desert Shadows Montessori	3	\$13,005	3	\$10,875	1	\$4,060	0	\$0	\$3,991	5	\$9,374	5	\$13,121	0	\$0	0	\$0
Desert Sun Child Development Center	22	\$59,263	20	\$27,333	3	\$13,400	0	\$0	\$2,222	12	\$24,901	7	\$10,440	0	\$0	0	\$0
Desert Valley Christian School	22	\$29,847	14	\$13,505	36	\$173,582	1	\$750	\$2,982	4	\$4,108	1	\$1,651	22	\$163,250	0	\$0
Desert View Learning Center	23	\$70,282	14	\$49,375	0	\$0	0	\$0	\$3,234	0	\$0	0	\$0	0	\$0	0	\$0
Desert Voices Oral Learning Center	2	\$27,328	3	\$37,236	0	\$0	0	\$0	\$12,913	0	\$0	0	\$0	0	\$0	0	\$0
Dobson Montessori School	55	\$117,887	50	\$56,991	29	\$30,868	2	\$1,500	\$1,524	25	\$32,899	4	\$4,437	2	\$6,500	0	\$0
Downtown Community School	3	\$7,489	3	\$3,699	1	\$2,000	0	\$0	\$1,884	1	\$523	1	\$521	0	\$0	0	\$0
Dream City Christian School	262	\$344,553	158	\$173,382	168	\$298,120	0	\$0	\$1,388	77	\$110,514	68	\$91,270	33	\$125,220	0	\$0
Dynamite Montessori School	24	\$60,983	21	\$41,100	2	\$6,150	0	\$0	\$2,303	0	\$0	0	\$0	0	\$0	0	\$0
East Fork Lutheran School	46	\$28,631	15	\$11,180	0	\$0	0	\$0	\$653	21	\$4,994	16	\$5,208	0	\$0	0	\$0
East Valley Jewish Day School	0	\$0	0	\$0	1	\$2,500	0	\$0	\$2,500	0	\$0	0	\$0	0	\$0	0	\$0
El Dorado Private School	29	\$53,343	24	\$46,209	6	\$18,850	1	\$3,000	\$2,023	6	\$14,500	9	\$13,385	1	\$1,500	0	\$0
Emmanuel Christian Academy	102	\$106,154	77	\$42,754	71	\$148,385	3	\$9,371	\$1,212	25	\$27,616	25	\$16,651	38	\$296,025	2	\$8,662
Emmanuel Lutheran School	107	\$159,355	82	\$97,044	30	\$36,193	3	\$5,155	\$1,341	25	\$45,239	22	\$47,086	7	\$12,867	0	\$0
Emmaus Lutheran School	37	\$56,495	25	\$30,324	5	\$4,050	0	\$0	\$1,356	16	\$20,873	11	\$20,547	0	\$0	0	\$0
Empower Academy	2	\$2,083	1	\$1,100	2	\$4,500	2	\$5,000	\$1,812	0	\$0	0	\$0	0	\$0	0	\$0
Faith Christian Academy	32	\$35,048	21	\$18,457	7	\$16,879	0	\$0	\$1,173	8	\$15,573	2	\$2,030	1	\$12,300	0	\$0
Faith Christian School	115	\$222,887	65	\$74,424	46	\$70,828	1	\$2,723	\$1,634	26	\$41,404	19	\$23,822	8	\$17,000	2	\$1,000
Faith Community Academy	69	\$104,807	64	\$54,690	53	\$156,600	7	\$4,700	\$1,662	43	\$70,672	30	\$43,448	17	\$173,700	0	\$0
Faith Lutheran School	91	\$126,230	78	\$53,575	44	\$118,267	1	\$4,138	\$1,412	18	\$10,322	17	\$9,701	5	\$47,000	1	\$8,674
Family Life Academy	105	\$139,287	59	\$69,107	55	\$56,231	4	\$2,680	\$1,199	32	\$47,518	22	\$20,559	0	\$0	0	\$0
Family of Christ Learning Center	16	\$25,558	15	\$14,484	0	\$0	0	\$0	\$1,292	3	\$1,244	4	\$4,299	0	\$0	0	\$0
First Baptist Christian Academy	70	\$70,094	51	\$45,838	6	\$13,745	1	\$750	\$1,019	59	\$114,731	37	\$50,903	6	\$6,400	0	\$0
First Southern Christian School	55	\$80,197	33	\$24,174	28	\$49,468	0	\$0	\$1,326	12	\$9,459	11	\$5,232	4	\$33,000	0	\$0
Flagstaff Community Christian School	168	\$220,373	143	\$104,666	42	\$48,209	2	\$1,100	\$1,055	54	\$76,683	40	\$44,759	2	\$2,750	1	\$2,000
Florence Baptist Academy	3	\$408	8	\$2,018	5	\$8,750	1	\$750	\$701	1	\$481	1	\$53	0	\$0	0	\$0
Foundation for Blind Children	8	\$103,541	8	\$69,728	11	\$45,300	1	\$11,148	\$8,204	5	\$23,024	1	\$371	0	\$0	0	\$0
Fourteen Six Christian Academy	34	\$33,561	20	\$10,773	2	\$9,200	0	\$0	\$956	7	\$1,820	3	\$945	2	\$22,000	0	\$0
Freedom Baptist Academy	36	\$35,630	24	\$14,982	52	\$88,877	2	\$1,000	\$1,232	5	\$2,448	3	\$2,005	0	\$0	0	\$0
Freedom Christian Academy	0	\$0	0	\$0	0	\$0	0	\$0	\$0	8	\$5,852	6	\$4,931	0	\$0	0	\$0
Gary K. Herberger Young Scholar's Academy	44	\$95,097	38	\$72,797	37	\$132,916	4	\$11,538	\$2,539	22	\$32,373	8	\$8,930	14	\$91,300	1	\$3,696
Gateway Academy	4	\$9,572	16	\$3,769	2	\$10,800	2	\$42,632	\$2,782	7	\$2,924	2	\$1,798	0	\$0	1	\$52,228
Gateway Baptist Academy	47	\$50,712	31	\$22,790	35	\$37,180	0	\$0	\$979	6	\$2,777	8	\$2,450	2	\$11,000	0	\$0
Gethsemane Christian Academy	14	\$36,313	12	\$16,866	0	\$0	0	\$0	\$2,045	9	\$12,379	6	\$4,654	0	\$0	0	\$0
Gethsemane Lutheran School	5	\$14,344	5	\$6,271	0	\$0	0	\$0	\$2,062	0	\$0	1	\$25	0	\$0	0	\$0
Gilbert Christian Schools	965	\$1,988,648	816	\$1,297,687	606	\$1,512,367	18	\$27,465	\$2,007	356	\$1,081,055	312	\$772,079	77	\$176,005	0	\$0

**Table 12
FY2019 Scholarships by Private School**

Private School	FY19 Scholarships							Future Reserved Scholarships									
	Original Individual		Switcher Individual		Low-Income Corporate		Disabled/Displaced Corporate	Total Average Scholarship	Original Individual		Switcher Individual		Low-Income Corporate		Disabled/Displaced Corporate		
	Number	\$ Amount	Number	\$ Amount	Number	\$ Amount	Number		\$ Amount	Number	\$ Amount	Number	\$ Amount	Number	\$ Amount	Number	\$ Amount
Gilbert Montessori	0	\$0	2	\$1,320	0	\$0	0	\$0	\$660	0	\$0	0	\$0	0	\$0	0	\$0
Glendale Christian Academy	62	\$67,580	38	\$40,718	42	\$70,977	0	\$0	\$1,263	30	\$34,580	24	\$39,808	16	\$32,953	0	\$0
Glenview Adventist Academy	42	\$44,419	18	\$6,777	103	\$516,582	0	\$0	\$3,483	18	\$27,225	3	\$2,327	85	\$869,925	0	\$0
Golladay School	3	\$17,911	5	\$60,105	0	\$0	0	\$0	\$9,752	0	\$0	0	\$0	0	\$0	0	\$0
Good Earth Montessori	1	\$206	1	\$109	1	\$600	0	\$0	\$305	0	\$0	0	\$0	0	\$0	0	\$0
Gospel Outreach Christian School	7	\$2,644	2	\$250	5	\$18,000	0	\$0	\$1,492	0	\$0	0	\$0	3	\$38,500	0	\$0
Grace Christian Academy	182	\$288,539	149	\$187,473	79	\$156,166	23	\$37,952	\$1,548	91	\$205,732	71	\$166,488	25	\$32,300	2	\$4,000
Grace Fellowship Academy	90	\$147,068	75	\$74,422	25	\$38,402	0	\$0	\$1,368	23	\$25,151	22	\$18,694	2	\$750	0	\$0
Grace Lutheran School	87	\$108,439	66	\$63,462	11	\$16,900	3	\$5,387	\$1,163	8	\$3,046	6	\$1,721	0	\$0	0	\$0
GracePointe Christian Academy (Chapel in the Hills)	29	\$30,189	22	\$7,940	16	\$45,058	0	\$0	\$1,242	2	\$1,139	4	\$1,350	8	\$67,950	0	\$0
Green Fields Country Day School	88	\$205,816	60	\$129,659	90	\$279,520	11	\$14,233	\$2,527	11	\$18,416	10	\$12,169	0	\$0	0	\$0
Greenhouse Montessori School	3	\$5,300	2	\$1,400	0	\$0	0	\$0	\$1,340	0	\$0	0	\$0	0	\$0	0	\$0
Guiding Light Christian Educational Center (GLCP)	19	\$38,468	19	\$24,362	0	\$0	0	\$0	\$1,653	7	\$6,294	13	\$17,779	0	\$0	0	\$0
Hand in Hand Christian School	4	\$1,967	8	\$5,593	3	\$3,928	0	\$0	\$766	3	\$2,665	3	\$1,833	0	\$0	0	\$0
Harvest Kidz School	0	\$0	1	\$25	0	\$0	0	\$0	\$25	0	\$0	0	\$0	0	\$0	0	\$0
Heartwood Montessori	0	\$0	0	\$0	0	\$0	0	\$0		1	\$414	0	\$0	0	\$0	0	\$0
Heritage Montessori	9	\$15,633	9	\$16,289	0	\$0	0	\$0	\$1,773	0	\$0	0	\$0	0	\$0	0	\$0
Holbrook Adventist Indian School	43	\$25,508	6	\$9,879	0	\$0	1	\$4,138	\$790	0	\$0	0	\$0	0	\$0	1	\$4,337
Holy Cross Evangelical Lutheran School	2	\$5,111	0	\$0	0	\$0	0	\$0	\$2,556	2	\$1,104	0	\$0	0	\$0	0	\$0
Holy Family Academy	12	\$29,935	9	\$7,401	11	\$58,550	0	\$0	\$2,996	5	\$7,232	3	\$4,085	1	\$2,250	0	\$0
Holy Trinity Academy	3	\$15,000	3	\$2,550	0	\$0	0	\$0	\$2,925	3	\$1,166	1	\$3	0	\$0	0	\$0
Hope Academy for Autism	12	\$3,400	15	\$1,550	39	\$89,300	30	\$244,649	\$3,530	0	\$0	0	\$0	0	\$0	1	\$53,050
HOPE Christian Academy	114	\$191,437	94	\$138,954	34	\$27,550	0	\$0	\$1,479	53	\$154,187	37	\$102,115	0	\$0	0	\$0
Imago Dei Middle School	79	\$443,032	79	\$311,931	180	\$577,858	0	\$0	\$3,943	0	\$0	0	\$0	0	\$0	0	\$0
Immaculate Conception School	435	\$407,141	294	\$271,249	493	\$849,869	5	\$4,220	\$1,249	155	\$153,203	117	\$174,400	219	\$777,506	0	\$0
Immaculate Heart Academy	61	\$106,596	57	\$65,845	69	\$139,494	8	\$5,750	\$1,629	40	\$75,034	9	\$26,688	12	\$28,440	0	\$0
Immaculate Heart High School	99	\$203,760	80	\$110,440	86	\$280,802	6	\$13,328	\$2,245	49	\$116,976	39	\$72,900	17	\$130,700	0	\$0
Immaculate Heart of Mary School	2	\$2,450	2	\$3,222	2	\$6,000	0	\$0	\$1,945	0	\$0	0	\$0	0	\$0	0	\$0
Inspire Kids Montessori	6	\$25,940	5	\$23,640	0	\$0	0	\$0	\$4,507	0	\$0	0	\$0	0	\$0	0	\$0
Integrity Preparatory Academy	14	\$14,000	0	\$0	6	\$40,200	0	\$0	\$2,710	0	\$0	0	\$0	0	\$0	0	\$0
Intermountain Academy	33	\$37,099	31	\$18,729	54	\$263,746	70	\$1,754,318	\$11,031	2	\$3,083	2	\$1,196	0	\$0	1	\$78,342
International School for Peace	0	\$0	0	\$0	0	\$0	0	\$0		1	\$1,016	1	\$184	0	\$0	0	\$0
International School of Arizona	86	\$201,430	75	\$198,277	35	\$80,097	0	\$0	\$2,448	2	\$5,500	3	\$5,400	2	\$4,000	0	\$0
International School of Tucson	85	\$177,515	71	\$122,490	120	\$300,625	4	\$2,750	\$2,155	25	\$82,199	19	\$37,692	2	\$6,000	0	\$0
Ironwood Hill School	1	\$1,495	1	\$1,500	2	\$8,100	1	\$5	\$2,220	0	\$0	0	\$0	2	\$8,250	0	\$0
iSTEAM Academy	1	\$1,000	0	\$0	0	\$0	0	\$0	\$1,000	0	\$0	0	\$0	0	\$0	0	\$0
Joanne Todd Christian School	35	\$48,225	31	\$30,773	7	\$6,547	0	\$0	\$1,172	9	\$7,342	9	\$7,650	0	\$0	0	\$0
Joyful Beginnings Academy-NOW Arizona Christian Academy	0	\$0	0	\$0	0	\$0	0	\$0		15	\$24,838	8	\$13,799	0	\$0	0	\$0
King of Glory Christian Academy	1	\$350	0	\$0	4	\$1,850	0	\$0	\$440	0	\$0	0	\$0	0	\$0	0	\$0
Kino Learning Center	60	\$56,737	33	\$28,512	52	\$104,704	14	\$23,509	\$1,343	2	\$1,609	2	\$874	5	\$6,000	2	\$6,837
Lamb's Gate Christian School	17	\$28,314	16	\$17,388	8	\$22,400	0	\$0	\$1,661	2	\$3,837	3	\$2,300	2	\$16,500	0	\$0
Latch School - ACCEL	13	\$39,747	11	\$21,133	18	\$88,555	10	\$183,580	\$6,404	1	\$999	1	\$993	0	\$0	0	\$0
Lauren's Institute for Education School (LIFE)	46	\$45,481	31	\$33,478	97	\$393,579	61	\$1,015,796	\$6,333	2	\$1,998	1	\$993	0	\$0	0	\$0
Legacy Academy	59	\$30,315	36	\$8,876	17	\$4,250	0	\$0	\$388	5	\$1,242	15	\$553	2	\$20,400	0	\$0
Lexington Life Academy	5	\$15,754	3	\$10,414	12	\$12,800	22	\$327,823	\$8,733	1	\$774	2	\$1,862	0	\$0	0	\$0
Lexis Preparatory School	33	\$113,023	26	\$75,475	33	\$113,017	27	\$88,721	\$3,279	10	\$49,150	13	\$35,930	3	\$10,000	4	\$11,147
Liberty Youth Academy	13	\$27,787	8	\$4,482	3	\$1,450	0	\$0	\$1,405	13	\$23,095	9	\$12,733	0	\$0	0	\$0
Life Christian Academy	37	\$58,018	22	\$26,935	12	\$11,750	0	\$0	\$1,362	2	\$1,847	2	\$1,434	0	\$0	0	\$0
Life Development Institute	5	\$19,004	5	\$7,015	9	\$25,699	17	\$95,698	\$4,095	0	\$0	0	\$0	1	\$2,000	0	\$0
Little Angels Montessori School	1	\$1,005	1	\$998	0	\$0	0	\$0	\$1,002	0	\$0	0	\$0	0	\$0	0	\$0
Logos Christian Academy	42	\$54,922	31	\$27,851	78	\$290,224	6	\$4,500	\$2,404	12	\$12,673	15	\$6,860	49	\$416,610	0	\$0
Loretto Catholic School	29	\$96,153	27	\$48,045	171	\$779,170	0	\$0	\$4,068	3	\$17,600	10	\$13,500	125	\$1,238,925	0	\$0
Lourdes Catholic School	124	\$132,386	49	\$60,921	147	\$454,058	0	\$0	\$2,023	61	\$86,329	30	\$36,837	95	\$630,650	0	\$0
Loyola Academy	0	\$0	74	\$564,250	74	\$382,745	0	\$0	\$6,399	0	\$0	57	\$447,450	59	\$777,900	0	\$0
Lumos Arts Academy	37	\$33,850	21	\$17,979	17	\$74,365	0	\$0	\$1,683	1	\$1,045	0	\$0	0	\$0	0	\$0
Magical Journey Learning Center	24	\$76,696	25	\$47,870	1	\$4,180	2	\$1,500	\$2,505	3	\$9,630	4	\$5,836	0	\$0	0	\$0
Mandarin Montessori Academy	2	\$3,532	2	\$2,126	0	\$0	0	\$0	\$1,415	1	\$2,055	1	\$2,043	0	\$0	0	\$0
Maranatha Christian Academy	9	\$6,449	5	\$1,611	10	\$44,930	0	\$0	\$2,208	0	\$0	0	\$0	8	\$58,100	0	\$0
Maricopa Village Christian School	11	\$6,535	7	\$2,480	1	\$5,400	0	\$0	\$759	0	\$0	0	\$0	1	\$5,500	0	\$0
Menachem Mendel Academy	5	\$7,178	1	\$6,584	0	\$0	0	\$0	\$2,294	0	\$0	0	\$0	0	\$0	0	\$0
Mesa Christian Academy	21	\$18,469	11	\$13,332	3	\$8,900	0	\$0	\$1,163	3	\$1,384	4	\$6,976	2	\$15,375	0	\$0
Mesa Montessori	2	\$2,488	2	\$13,112	0	\$0	0	\$0	\$3,900	0	\$0	3	\$23,850	0	\$0	0	\$0
Miro International School	2	\$2,940	7	\$3,080	1	\$25	0	\$0	\$605	0	\$0	0	\$0	0	\$0	0	\$0

Table 12
FY2019 Scholarships by Private School

Private School	FY19 Scholarships								Future Reserved Scholarships								
	Original Individual		Switcher Individual		Low-Income Corporate		Disabled/Displaced Corporate		Total Average Scholarship	Original Individual		Switcher Individual		Low-Income Corporate		Disabled/Displaced Corporate	
	Number	\$ Amount	Number	\$ Amount	Number	\$ Amount	Number	\$ Amount		Number	\$ Amount	Number	\$ Amount	Number	\$ Amount	Number	\$ Amount
Mis Manos Montessori School	1	\$6,681	1	\$3,039	0	\$0	0	\$0	\$4,860	0	\$0	0	\$0	0	\$0	0	\$0
Montessori Center School	5	\$28,990	5	\$18,000	0	\$0	0	\$0	\$4,699	0	\$0	2	\$24,000	0	\$0	0	\$0
Montessori Children's Home	5	\$6,966	10	\$24,123	6	\$7,740	0	\$0	\$1,849	8	\$12,016	8	\$10,740	0	\$0	0	\$0
Montessori in the Park	74	\$121,736	66	\$77,223	35	\$138,520	0	\$0	\$1,928	0	\$4,200	0	\$0	0	\$0	0	\$0
Montessori International School	48	\$81,041	35	\$49,775	22	\$60,097	0	\$0	\$1,818	1	\$500	2	\$1,100	1	\$11,000	0	\$0
Montessori Kingdom of Learning	19	\$87,580	19	\$109,000	6	\$39,796	0	\$0	\$5,372	30	\$119,161	30	\$21,000	0	\$5,010	0	\$0
Montessori Learning Center	2	\$3,581	2	\$1,876	0	\$0	0	\$0	\$1,364	0	\$0	0	\$0	0	\$0	0	\$0
Montessori of Surprise	0	\$0	0	\$0	0	\$0	0	\$0	\$0	1	\$1,364	0	\$0	0	\$0	0	\$0
Montessori Preparatory Academy	7	\$3,814	5	\$3,011	3	\$10,785	0	\$0	\$1,174	7	\$4,200	0	\$0	0	\$0	0	\$0
Most Holy Trinity Catholic School	170	\$235,178	102	\$80,752	210	\$569,539	1	\$4,494	\$1,843	70	\$54,383	34	\$58,117	116	\$671,002	0	\$0
Mount Calvary Lutheran School	10	\$20,962	12	\$12,770	0	\$0	0	\$0	\$1,533	8	\$9,828	5	\$4,497	0	\$0	0	\$0
Mountain Christian School	85	\$115,004	51	\$49,593	45	\$161,152	2	\$8,265	\$1,825	28	\$72,833	21	\$31,440	25	\$219,575	1	\$4,337
Native American Christian Academy	61	\$56,459	10	\$13,934	15	\$75,200	0	\$0	\$1,693	15	\$16,500	0	\$0	12	\$63,000	0	\$0
Navajo Christian Preparatory Academy	43	\$168,234	39	\$72,970	0	\$0	0	\$0	\$2,942	1	\$1,547	0	\$0	0	\$0	0	\$0
Neurologic Music Therapy Services of Arizona	0	\$0	0	\$0	0	\$0	0	\$0	\$0	1	\$3,259	1	\$1,040	0	\$0	0	\$0
New Covenant Lutheran Preschool & Kindergarten	17	\$27,820	21	\$22,691	0	\$0	1	\$750	\$1,314	0	\$0	2	\$1,030	0	\$0	0	\$0
New Vistas Center for Education	116	\$400,001	91	\$282,119	18	\$109,483	0	\$0	\$3,518	98	\$407,713	88	\$272,770	1	\$2,000	0	\$0
New Way Learning Academy	151	\$589,200	133	\$521,029	92	\$439,698	97	\$452,595	\$4,234	39	\$122,899	40	\$115,455	9	\$47,200	2	\$79,164
Noah's Ark Preschool & Kindergarten	13	\$20,827	11	\$7,753	0	\$0	0	\$0	\$1,191	2	\$2,356	1	\$200	0	\$0	0	\$0
Noor Academy of Arizona	29	\$69,350	52	\$103,672	80	\$420,925	1	\$750	\$3,671	0	\$0	0	\$0	8	\$64,625	0	\$0
North Phoenix Baptist Kindergarten	11	\$17,185	9	\$10,316	0	\$0	0	\$0	\$1,375	2	\$2,194	1	\$30	0	\$0	0	\$0
North Valley Christian Academy (Cross of Christ)	301	\$454,414	204	\$252,675	137	\$234,699	3	\$6,000	\$1,469	79	\$103,422	45	\$71,921	42	\$125,124	0	\$0
Northland Christian School	115	\$94,130	103	\$60,152	62	\$32,549	0	\$0	\$667	20	\$17,936	15	\$10,768	6	\$90,750	0	\$0
Northminster Christian School	25	\$38,890	23	\$15,946	6	\$1,300	0	\$0	\$1,040	2	\$1,091	9	\$5,599	0	\$0	0	\$0
Northwest Christian School	1,420	\$2,393,741	984	\$1,307,472	566	\$1,062,541	7	\$8,000	\$1,603	516	\$950,242	423	\$607,052	115	\$596,135	0	\$0
Notre Dame Preparatory	497	\$1,196,592	328	\$898,356	131	\$368,258	6	\$8,250	\$2,569	142	\$305,299	126	\$272,473	54	\$231,636	0	\$0
Our Lady of Mt. Carmel School	262	\$398,565	202	\$231,392	104	\$140,712	0	\$0	\$1,357	134	\$257,081	121	\$192,929	40	\$204,217	0	\$0
Our Lady of Perpetual Help Catholic School	627	\$663,624	499	\$332,140	812	\$1,336,324	15	\$13,466	\$1,201	251	\$371,991	224	\$215,212	391	\$1,219,087	0	\$0
Our Lady of Sorrows Academy	57	\$37,520	11	\$2,258	33	\$30,766	0	\$0	\$698	17	\$23,455	2	\$2,078	13	\$79,425	0	\$0
Our Lady of the Lake	34	\$108,340	27	\$45,750	17	\$15,000	0	\$0	\$1,995	34	\$97,972	24	\$56,276	21	\$18,000	0	\$0
Our Lady of the Sun Academy	18	\$4,732	1	\$448	0	\$0	0	\$0	\$273	1	\$180	0	\$0	0	\$0	0	\$0
Our Mother of Sorrows Catholic School	423	\$296,266	244	\$129,410	429	\$628,616	22	\$21,528	\$962	155	\$129,352	68	\$77,209	133	\$560,640	1	\$13,421
Page Christian School	8	\$12,333	4	\$5,231	0	\$0	0	\$0	\$1,464	6	\$6,357	0	\$0	0	\$0	0	\$0
Palm Valley Montessori	21	\$39,040	30	\$30,995	73	\$373,700	0	\$0	\$3,579	0	\$0	0	\$0	0	\$0	0	\$0
Palms Christian School	19	\$21,662	8	\$5,942	3	\$1,500	0	\$0	\$970	11	\$5,653	4	\$989	0	\$0	0	\$0
Paradise for Tots Christian Kindergarten	21	\$15,057	19	\$11,702	5	\$1,200	0	\$0	\$621	5	\$7,319	3	\$2,002	0	\$0	0	\$0
Paradise Valley Christian Preparatory	370	\$431,211	256	\$267,616	163	\$237,005	2	\$2,350	\$1,186	60	\$119,115	49	\$75,024	8	\$28,000	1	\$2,500
Pardees Jewish Day School	192	\$1,088,621	150	\$347,369	70	\$182,598	4	\$20,955	\$3,941	12	\$14,690	7	\$12,276	4	\$6,980	1	\$4,337
Pathway Christian School	5	\$4,198	3	\$4,127	0	\$0	0	\$0	\$1,041	0	\$0	0	\$0	0	\$0	0	\$0
Pathways School	24	\$27,524	11	\$11,200	13	\$46,900	15	\$59,440	\$2,303	2	\$3,555	1	\$552	5	\$21,500	0	\$0
Payson Community Christian School	96	\$155,666	84	\$60,000	73	\$227,220	1	\$750	\$1,747	89	\$84,107	44	\$37,886	20	\$17,500	0	\$0
Peridot Lutheran Elementary	26	\$17,701	12	\$8,355	4	\$8,500	0	\$0	\$823	3	\$906	2	\$1,065	1	\$3,000	0	\$0
Phoenix Christian Preparatory Schools	333	\$446,274	236	\$214,351	654	\$1,547,403	17	\$21,397	\$1,798	72	\$55,374	51	\$40,936	95	\$637,855	1	\$1,000
Phoenix Christian School K-8	107	\$189,695	84	\$132,777	21	\$104,000	0	\$0	\$2,012	22	\$69,759	23	\$63,358	4	\$39,800	0	\$0
Phoenix Country Day School	315	\$647,098	226	\$495,288	277	\$1,368,129	0	\$0	\$3,069	31	\$156,685	25	\$181,266	268	\$3,418,300	0	\$0
Phoenix Hebrew Academy	120	\$195,324	107	\$328,755	170	\$364,006	0	\$0	\$2,237	2	\$6,000	0	\$0	2	\$6,000	0	\$0
Pilgrim Lutheran School	57	\$76,704	43	\$38,630	4	\$3,700	1	\$4,484	\$1,176	17	\$18,980	17	\$15,978	4	\$56,375	0	\$0
Pleasantview Christian Elementary	4	\$1,877	2	\$882	8	\$32,000	0	\$0	\$2,483	3	\$3,440	2	\$882	5	\$50,900	0	\$0
Pope John XXIII Catholic School	0	\$0	0	\$0	6	\$9,400	0	\$0	\$1,567	0	\$0	0	\$0	0	\$0	0	\$0
Prescott Adventist Christian School	21	\$31,320	5	\$8,218	3	\$5,500	0	\$0	\$1,553	0	\$0	0	\$0	0	\$0	0	\$0
Primavera School	36	\$101,311	28	\$63,631	0	\$0	0	\$0	\$2,577	1	\$69	5	\$455	1	\$1,000	0	\$0
PS Academy Arizona	8	\$16,643	6	\$12,504	4	\$20,650	10	\$109,676	\$5,695	3	\$4,983	2	\$3,622	3	\$19,100	2	\$57,050
Quality Interactive Montessori	18	\$26,763	17	\$23,649	19	\$42,540	1	\$1,500	\$1,717	1	\$2,500	1	\$2,000	2	\$6,000	0	\$0
Queen of Peace Catholic School	123	\$153,971	90	\$72,592	249	\$826,455	1	\$0	\$2,274	90	\$67,373	75	\$41,510	237	\$1,584,625	0	\$0
Rancho Solano Schools	73	\$159,727	60	\$126,128	17	\$60,698	1	\$500	\$2,298	19	\$39,411	14	\$25,046	0	\$0	0	\$0
Red Earth Waldorf Kindergarten and Preschool	1	\$3,000	7	\$6,170	1	\$500	0	\$0	\$1,074	0	\$0	3	\$3,000	3	\$5,500	0	\$0
Red Mountain Montessori Academy	2	\$762	2	\$632	0	\$0	0	\$0	\$348	0	\$0	0	\$0	0	\$0	0	\$0
Red Sands Christian School	35	\$17,467	32	\$11,631	57	\$121,235	6	\$7,877	\$1,217	11	\$2,418	3	\$1,954	28	\$104,300	0	\$0
Redeemer Christian School (Stapley)	81	\$86,667	48	\$32,496	71	\$174,639	2	\$4,627	\$1,477	30	\$55,345	8	\$4,956	4	\$4,900	0	\$0
Redeemer Lutheran School	99	\$191,530	70	\$111,650	36	\$55,502	2	\$1,250	\$1,739	18	\$23,795	17	\$14,958	8	\$34,800	0	\$0
Renaissance Academy Tucson	2	\$684	0	\$0	0	\$0	0	\$0	\$342	0	\$0	0	\$0	0	\$0	0	\$0
Resurrection Lutheran Child Development Center	14	\$70,000	14	\$21,000	0	\$0	0	\$0	\$3,250	0	\$0	1	\$63	0	\$0	0	\$0
Risen Savior Lutheran School	29	\$79,780	36	\$80,645	4	\$1,042	0	\$0	\$2,340	7	\$6,611	5	\$2,813	0	\$0	0	\$0

Table 12
FY2019 Scholarships by Private School

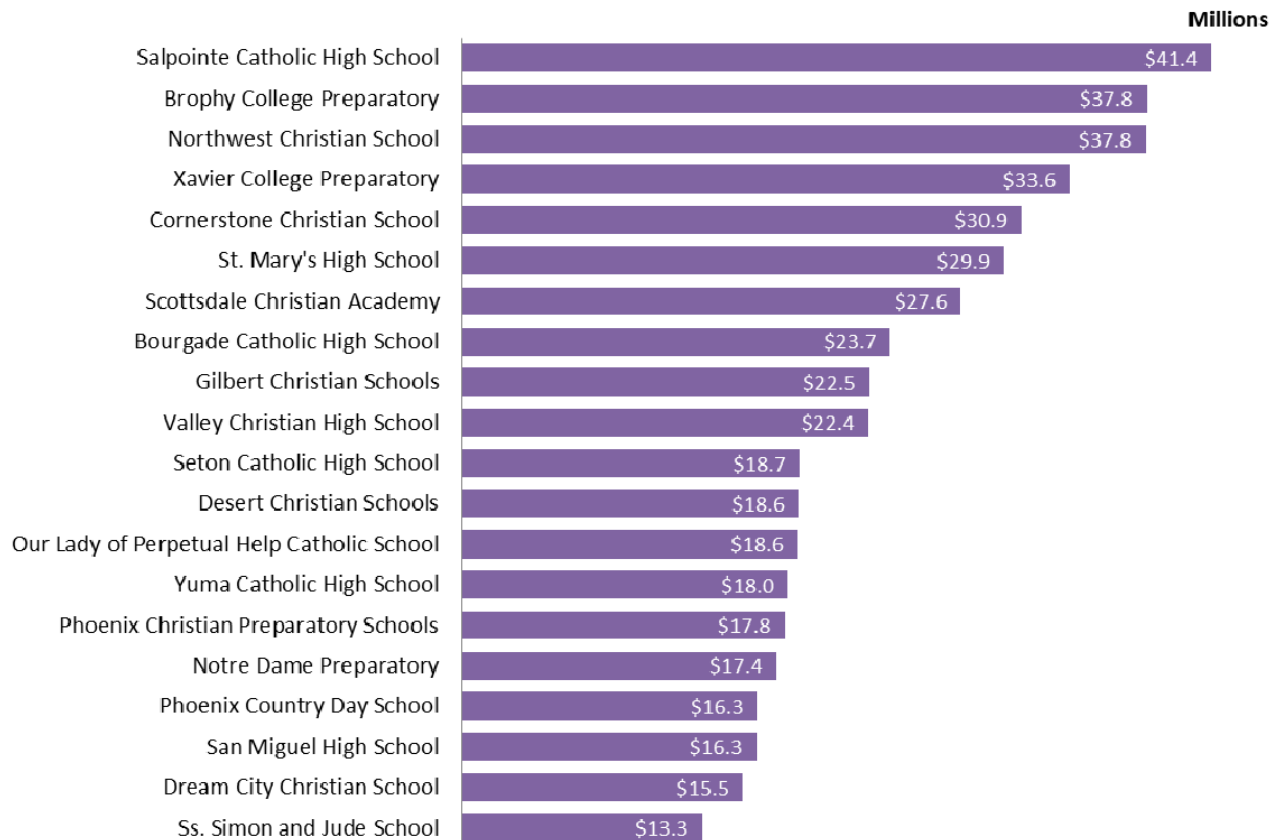
Private School	FY19 Scholarships							Future Reserved Scholarships									
	Original Individual		Switcher Individual		Low-Income Corporate		Disabled/Displaced Corporate	Total Average Scholarship	Original Individual		Switcher Individual		Low-Income Corporate		Disabled/Displaced Corporate		
	Number	\$ Amount	Number	\$ Amount	Number	\$ Amount	Number		\$ Amount	Number	\$ Amount	Number	\$ Amount	Number	\$ Amount	Number	\$ Amount
River of Life Christian School	15	\$24,348	7	\$5,464	20	\$70,500	1	\$750	\$2,350	2	\$751	0	\$0	14	\$161,500	0	\$0
Running River School	18	\$41,503	10	\$17,609	25	\$77,147	0	\$0	\$2,571	16	\$33,625	8	\$7,205	3	\$3,000	0	\$0
S A R R C Community School	12	\$81,819	4	\$5,809	3	\$6,750	1	\$2,584	\$4,848	1	\$1,883	6	\$17,791	0	\$0	1	\$7,065
Sacred Heart Catholic School	213	\$473,091	132	\$236,108	146	\$324,572	0	\$0	\$2,105	106	\$129,579	78	\$192,352	137	\$435,501	0	\$0
Saguaro Hills Adventist Christian School	15	\$14,445	13	\$2,548	15	\$38,350	0	\$0	\$1,287	1	\$62	1	\$208	4	\$44,000	0	\$0
Salpointe Catholic High School	922	\$2,323,419	628	\$1,219,110	753	\$2,361,602	23	\$33,027	\$2,553	533	\$1,619,763	390	\$1,101,712	224	\$805,025	0	\$0
San Francisco de Asis Catholic School	147	\$268,796	130	\$180,015	95	\$233,023	0	\$0	\$1,833	38	\$92,567	82	\$167,530	57	\$165,370	0	\$0
San Miguel High School	444	\$328,055	266	\$175,202	509	\$1,557,539	0	\$0	\$1,691	290	\$138,570	144	\$122,611	50	\$115,555	0	\$0
San Xavier Mission School	132	\$224,748	83	\$112,017	187	\$443,458	0	\$0	\$1,941	113	\$194,710	56	\$78,500	84	\$69,000	0	\$0
Santa Cruz Catholic School	111	\$232,953	98	\$150,271	279	\$792,937	1	\$750	\$2,407	35	\$70,044	18	\$26,222	128	\$395,842	0	\$0
Satori	12	\$54,964	9	\$15,181	1	\$200	0	\$0	\$3,198	2	\$1,413	2	\$2,367	0	\$0	0	\$0
Scottsdale Christian Academy	656	\$1,267,273	527	\$903,035	325	\$1,108,587	12	\$20,397	\$2,171	170	\$432,265	119	\$170,147	111	\$377,561	1	\$1,000
Seton Catholic High School	593	\$1,339,737	348	\$542,604	237	\$413,499	1	\$500	\$1,948	337	\$753,179	252	\$396,240	138	\$273,666	0	\$0
Shearim Torah High School	34	\$154,873	20	\$49,120	86	\$185,785	0	\$0	\$2,784	13	\$39,000	2	\$6,000	0	\$0	0	\$0
Sheila's Christian Academy "Minds in Motion"	2	\$3,419	2	\$3,540	0	\$0	0	\$0	\$1,740	0	\$0	0	\$0	0	\$0	0	\$0
Shepherd of the Desert Lutheran School	0	\$0	0	\$0	0	\$0	0	\$0	\$1,192	1	\$174	0	\$0	0	\$0	0	\$0
Smaller Scholars Montessori Academy	1	\$1,370	1	\$1,015	0	\$0	0	\$0	\$1,659	0	\$0	0	\$0	9	\$90,750	0	\$0
Sonshine Christian School	11	\$15,460	10	\$18,124	25	\$42,750	0	\$0	\$1,207	40	\$52,202	39	\$32,825	3	\$24,750	0	\$0
Southwest Christian School	97	\$132,123	87	\$73,973	118	\$158,793	6	\$6,817	\$1,754	5	\$5,064	5	\$1,000	0	\$0	0	\$0
Spirit of Hope Montessori	8	\$19,370	8	\$8,864	1	\$1,590	0	\$0	\$1,003	0	\$0	0	\$0	0	\$0	0	\$0
Spring Ridge Academy	1	\$1,003	0	\$0	0	\$0	0	\$0	\$1,117	113	\$174,431	92	\$90,951	67	\$196,448	0	\$0
Ss. Peter and Paul Catholic School	293	\$357,806	263	\$227,762	272	\$343,463	10	\$7,100	\$1,123	313	\$433,741	265	\$158,366	417	\$638,669	1	\$1,000
Ss. Simon and Jude School	500	\$587,660	423	\$338,225	700	\$895,217	11	\$14,189	\$1,319	104	\$131,294	79	\$37,649	192	\$675,205	0	\$0
St. Agnes Catholic School	147	\$136,482	111	\$56,638	230	\$451,285	1	\$750	\$2,083	45	\$70,340	31	\$36,540	145	\$848,950	0	\$0
St. Ambrose School	119	\$144,926	84	\$78,732	259	\$738,461	6	\$12,500	\$1,414	8	\$10,603	13	\$9,320	0	\$0	0	\$0
St. Andrew's Kindergarten	22	\$60,856	38	\$23,975	0	\$0	0	\$0	\$2,019	0	\$0	0	\$0	56	\$99,450	0	\$0
St. Anthony Catholic School	74	\$252,362	79	\$137,480	148	\$217,480	0	\$0	\$1,458	35	\$59,380	33	\$32,415	41	\$170,975	0	\$0
St. Anthony of Padua Catholic School	173	\$230,014	123	\$95,166	190	\$380,790	1	\$4,138	\$1,477	116	\$206,811	103	\$104,149	204	\$449,005	0	\$0
St. Augustine Catholic High School	353	\$501,486	321	\$284,304	600	\$1,095,142	42	\$63,121	\$963	132	\$160,383	109	\$46,117	189	\$315,294	0	\$0
St. Catherine of Sienna Catholic School	158	\$177,307	153	\$64,539	274	\$321,829	1	\$750	\$1,648	20	\$38,225	23	\$41,650	17	\$17,675	0	\$0
St. Charles Apache School	66	\$125,708	34	\$66,600	41	\$40,000	0	\$0	\$1,440	75	\$128,343	62	\$86,759	33	\$141,995	0	\$0
St. Cyril Catholic School	295	\$429,419	205	\$238,521	173	\$306,082	8	\$6,430	\$5,963	0	\$0	0	\$0	0	\$0	0	\$0
St. Dominic Savio Academy	2	\$11,925	0	\$0	0	\$0	0	\$0	\$1,316	102	\$171,005	64	\$93,657	21	\$97,150	0	\$0
St. Elizabeth Ann Seton Catholic School	282	\$376,435	201	\$224,171	179	\$269,010	3	\$5,388	\$1,890	32	\$52,297	31	\$37,538	61	\$395,725	0	\$0
St. Francis of Assisi School	146	\$199,706	115	\$124,783	229	\$601,643	0	\$0	\$1,420	213	\$716,685	200	\$442,746	157	\$351,896	0	\$0
St. Francis Xavier Elementary School	484	\$637,173	353	\$488,679	293	\$480,835	5	\$5,250	\$965	284	\$334,341	237	\$126,280	390	\$622,214	0	\$0
St. Gregory Catholic School	485	\$428,286	367	\$177,876	492	\$689,425	7	\$8,638	\$1,627	62	\$63,169	53	\$42,209	108	\$634,336	0	\$0
St. Jerome K-8 School	124	\$156,057	62	\$63,075	128	\$291,831	0	\$0	\$1,491	109	\$166,801	92	\$182,481	47	\$103,608	1	\$14,243
St. John Bosco Catholic School	252	\$449,815	187	\$247,693	64	\$49,417	2	\$6,138	\$1,389	174	\$356,254	147	\$156,199	118	\$250,750	0	\$0
St. John Paul II Catholic High School	187	\$338,388	131	\$145,219	248	\$304,106	4	\$4,250	\$2,330	67	\$123,459	96	\$57,325	235	\$926,250	0	\$0
St. John the Evangelist School	170	\$304,547	168	\$160,991	404	\$1,271,380	5	\$3,750	\$1,379	338	\$356,935	290	\$121,188	558	\$545,845	0	\$0
St. John Vianney Catholic School	381	\$441,526	271	\$114,402	440	\$948,186	8	\$13,078	\$1,705	91	\$217,350	98	\$183,247	39	\$89,086	0	\$0
St. John XXIII Catholic School	319	\$482,179	173	\$360,469	32	\$51,018	0	\$0	\$1,651	30	\$55,375	18	\$27,976	22	\$188,250	0	\$0
St. Joseph Catholic School	135	\$187,176	129	\$146,084	153	\$357,600	2	\$1,000	\$1,842	134	\$143,147	95	\$32,904	289	\$1,421,933	0	\$0
St. Louis the King Catholic School	201	\$206,277	100	\$42,485	295	\$848,091	1	\$2,628	\$4,509	3	\$7,875	4	\$25,360	0	\$0	0	\$0
St. Maria Goretti School	9	\$70,680	15	\$35,762	2	\$10,800	0	\$0	\$2,074	9	\$14,802	6	\$5,245	0	\$0	0	\$0
St. Mark's Early Childhood Center	20	\$54,356	23	\$34,814	0	\$0	0	\$0	\$1,093	195	\$260,232	170	\$180,852	139	\$184,124	0	\$0
St. Mary Basha Catholic Elementary School	340	\$372,606	247	\$246,791	158	\$194,749	0	\$0	\$1,643	448	\$797,744	378	\$360,287	329	\$730,525	1	\$1,000
St. Mary's Catholic High School	738	\$961,023	652	\$672,908	799	\$1,964,176	6	\$8,800	\$2,525	104	\$211,009	73	\$107,700	165	\$925,995	1	\$4,710
St. Matthew School	80	\$178,167	50	\$99,313	245	\$667,604	1	\$4,494	\$1,325	92	\$84,871	76	\$104,130	99	\$127,620	0	\$0
St. Michael Indian School	181	\$242,659	148	\$130,700	162	\$277,238	0	\$0	\$2,283	57	\$204,721	41	\$101,501	0	\$0	0	\$0
St. Michael's Parish Day School	192	\$448,216	155	\$314,637	116	\$297,104	2	\$1,750	\$858	162	\$174,920	155	\$62,545	311	\$347,330	0	\$0
St. Peter Mission School	182	\$155,020	151	\$74,622	411	\$408,390	0	\$0	\$2,058	1	\$1,096	1	\$1,055	1	\$3,000	0	\$0
St. Peter's Montessori	28	\$85,355	34	\$39,226	10	\$23,590	0	\$0	\$1,424	76	\$132,741	71	\$143,806	40	\$78,305	0	\$0
St. Theresa Elementary School	264	\$408,065	165	\$232,242	73	\$74,780	0	\$0	\$1,322	208	\$277,127	167	\$236,267	144	\$263,775	0	\$0
St. Thomas Aquinas School	319	\$501,163	223	\$290,849	167	\$145,306	0	\$0	\$1,278	155	\$176,154	120	\$131,223	99	\$205,314	0	\$0
St. Thomas the Apostle Catholic Pre-School & Kindergarten	433	\$526,739	337	\$380,261	232	\$370,276	1	\$4,127	\$1,150	140	\$189,165	119	\$156,405	54	\$98,374	0	\$0
St. Timothy Catholic Academy (Alma School)	222	\$259,258	133	\$161,352	129	\$133,515	3	\$5,984	\$732	352	\$294,837	239	\$83,185	449	\$478,237	0	\$0
St. Vincent de Paul School	450	\$248,881	333	\$92,006	482	\$585,175	0	\$0	\$2,900	96	\$308,573	71	\$167,388	0	\$0	0	\$0
Summit School of Ahwatukee	135	\$402,295	116	\$345,199	26	\$58,004	1	\$750	\$2,411	4	\$1,586	1	\$460	0	\$0	0	\$0
Sunrise Montessori School	12	\$33,577	6	\$11,958	4	\$7,500	0	\$0	\$1,762	4	\$7,716	7	\$5,607	0	\$0	0	\$0
Tanque Verde Lutheran Preschool/Kindergarten	17	\$44,253	21	\$22,698	0	\$0	0	\$0	\$400	0	\$0	0	\$0	0	\$0	0	\$0
Taylor Made Prep	1	\$400	0	\$0	0	\$0	0	\$0									

**Table 12
FY2019 Scholarships by Private School**

Private School	FY19 Scholarships								Future Reserved Scholarships								
	Original Individual		Switcher Individual		Low-Income Corporate		Disabled/Displaced Corporate		Total Average Scholarship	Original Individual		Switcher Individual		Low-Income Corporate		Disabled/Displaced Corporate	
	Number	\$ Amount	Number	\$ Amount	Number	\$ Amount	Number	\$ Amount		Number	\$ Amount	Number	\$ Amount	Number	\$ Amount	Number	\$ Amount
Tempe Montessori	27	\$59,360	21	\$31,497	22	\$73,837	1	\$750	\$2,330	0	\$0	0	\$0	1	\$11,000	0	\$0
The Abbie School	9	\$25,173	7	\$14,215	14	\$45,650	8	\$35,217	\$3,165	0	\$0	0	\$0	1	\$1,000	1	\$26,525
The Beginning School	4	\$9,455	2	\$1,115	0	\$0	0	\$0	\$1,762	2	\$3,761	2	\$3,448	0	\$0	0	\$0
The Family School	18	\$136,178	18	\$111,286	0	\$0	0	\$0	\$6,874	0	\$0	0	\$0	0	\$0	0	\$0
The Furnace - Crossroads Christian Education	4	\$4,717	2	\$1,765	2	\$10	0	\$0	\$812	0	\$0	0	\$0	0	\$0	0	\$0
The Goddard School	2	\$3,340	1	\$977	2	\$50	0	\$0	\$873	0	\$0	0	\$0	0	\$0	0	\$0
The Gregory School/St. Gregory College Preparatory	164	\$510,459	125	\$399,003	147	\$567,608	1	\$400	\$3,381	24	\$57,617	20	\$42,574	1	\$3,000	0	\$0
The IDEA School	43	\$29,571	35	\$24,599	64	\$196,590	4	\$7,375	\$1,768	7	\$4,250	5	\$4,563	3	\$16,500	0	\$0
The Jones-Gordon School	51	\$305,346	34	\$147,360	9	\$43,100	23	\$113,210	\$5,205	18	\$51,797	13	\$46,057	0	\$0	21	\$98,438
The Learning Lab	2	\$1,305	0	\$0	0	\$0	0	\$0	\$652	0	\$0	0	\$0	0	\$0	0	\$0
The Learning Pad	0	\$0	0	\$0	0	\$0	0	\$0	\$0	2	\$178	0	\$0	0	\$0	0	\$0
The Orme School	21	\$129,581	15	\$58,821	1	\$2,500	0	\$0	\$5,160	0	\$0	0	\$0	0	\$0	0	\$0
Three Hierarchs Academy of Arizona	24	\$23,410	10	\$9,767	20	\$110,600	0	\$0	\$2,663	1	\$690	1	\$1,070	0	\$0	0	\$0
Thrive Cultural Academy	4	\$1,177	1	\$894	0	\$0	0	\$0	\$414	0	\$0	0	\$0	0	\$0	0	\$0
Thunderbird Adventist Academy	75	\$168,558	14	\$66,533	54	\$321,340	0	\$0	\$3,891	10	\$8,905	2	\$641	33	\$368,900	0	\$0
Thunderbird Christian Elementary School	123	\$99,603	85	\$42,020	40	\$172,230	0	\$0	\$1,266	5	\$2,408	6	\$1,821	21	\$200,225	0	\$0
Torah Day School of Phoenix	249	\$150,124	217	\$386,210	1,082	\$1,963,271	33	\$95,617	\$1,642	3	\$9,000	9	\$31,000	171	\$690,500	20	\$96,735
Tri-City Christian Academy	213	\$280,520	175	\$173,164	202	\$387,172	1	\$750	\$1,424	75	\$128,373	52	\$48,986	92	\$531,071	3	\$3,000
Trinity Christian School	432	\$595,196	335	\$352,086	327	\$354,383	1	\$234	\$1,189	162	\$262,900	123	\$164,599	32	\$121,510	0	\$0
Trinity Lutheran School	195	\$258,114	132	\$154,987	81	\$64,291	2	\$1,000	\$1,167	39	\$71,959	23	\$24,293	4	\$796	0	\$0
Trinity United Methodist Kindergarten	5	\$4,563	3	\$870	8	\$33,275	0	\$0	\$2,419	0	\$0	0	\$0	6	\$48,125	0	\$0
Truly Free School	0	\$0	0	\$0	0	\$0	0	\$0	\$0	1	\$307	0	\$0	0	\$0	0	\$0
Truthful Beginnings	12	\$8,027	4	\$2,006	2	\$100	0	\$0	\$563	0	\$0	0	\$0	0	\$0	0	\$0
Tucson Baptist Academy	89	\$55,102	63	\$32,621	54	\$58,205	1	\$500	\$707	10	\$13,051	5	\$3,992	0	\$0	0	\$0
Tucson Community School	6	\$18,371	5	\$11,652	0	\$0	0	\$0	\$2,729	3	\$4,646	2	\$4,023	0	\$0	0	\$0
Tucson Hebrew Academy	145	\$649,526	94	\$297,813	108	\$360,700	0	\$0	\$3,770	49	\$207,710	35	\$142,045	29	\$68,000	0	\$0
Tucson Waldorf School	176	\$328,869	151	\$185,182	165	\$274,271	7	\$5,250	\$1,590	36	\$90,620	33	\$64,459	16	\$48,000	0	\$0
United Christian School	80	\$145,689	61	\$67,602	27	\$3,734	0	\$0	\$1,292	7	\$3,125	7	\$3,035	0	\$0	0	\$0
Valiant College Preparatory	32	\$44,951	22	\$28,940	8	\$21,100	0	\$0	\$1,532	0	\$0	0	\$0	0	\$0	0	\$0
Valley Baptist School	21	\$10,805	12	\$6,240	7	\$10,360	0	\$0	\$685	3	\$392	6	\$2,476	0	\$0	0	\$0
Valley Christian High School	39	\$80,817	27	\$35,486	2	\$13,400	0	\$0	\$1,907	6	\$11,879	4	\$5,055	0	\$0	0	\$0
Valley Christian Schools	599	\$1,651,968	400	\$891,399	277	\$1,065,442	20	\$25,555	\$2,804	235	\$713,254	143	\$291,310	170	\$1,077,700	1	\$1,000
Valley Lutheran High School	226	\$378,050	128	\$179,554	149	\$246,644	6	\$15,001	\$1,610	82	\$118,492	25	\$38,289	37	\$164,732	0	\$0
Verde Christian Academy	143	\$365,017	123	\$199,577	65	\$9,164	0	\$0	\$1,733	25	\$13,050	14	\$6,114	0	\$0	0	\$0
Verde Valley Adventist School	4	\$10,800	2	\$4,300	8	\$37,150	1	\$4,138	\$3,759	0	\$0	0	\$0	1	\$8,250	0	\$0
Verde Valley School	9	\$49,805	5	\$22,120	3	\$7,550	0	\$0	\$4,675	0	\$0	0	\$0	0	\$0	0	\$0
Veritas Academy of Tucson	152	\$206,806	122	\$122,332	61	\$63,215	7	\$14,209	\$1,189	81	\$134,636	70	\$91,758	2	\$2,400	3	\$22,375
Veritas Christian Community School	98	\$183,658	67	\$78,025	13	\$5,978	2	\$2,000	\$1,498	64	\$116,819	53	\$66,270	0	\$0	0	\$0
Ville de Marie Academy	151	\$215,447	102	\$158,809	113	\$238,020	1	\$4,519	\$1,681	91	\$91,537	28	\$24,026	13	\$98,725	0	\$0
Vision Christian Academy	23	\$23,262	14	\$10,211	6	\$5,000	0	\$0	\$895	7	\$6,523	6	\$2,617	0	\$0	0	\$0
West Valley Christian School	129	\$158,897	84	\$74,327	70	\$173,178	6	\$7,250	\$1,431	29	\$42,132	23	\$32,284	22	\$156,500	0	\$0
White Mountain Montessori School	2	\$7,500	1	\$5,000	1	\$2,500	0	\$0	\$3,750	0	\$0	0	\$0	0	\$0	0	\$0
Wickenburg Christian Academy (Legacy High)	147	\$150,778	100	\$69,825	104	\$241,976	0	\$0	\$1,318	52	\$41,775	24	\$15,741	74	\$200,900	0	\$0
Wilkins Learning Center	6	\$12,192	4	\$8,534	0	\$0	0	\$0	\$2,073	2	\$2,042	1	\$1,015	0	\$0	0	\$0
Wings on Words	5	\$10,826	3	\$2,862	6	\$20,936	2	\$5,016	\$2,477	0	\$0	0	\$0	0	\$0	0	\$0
Woodbridge Private School	15	\$10,465	15	\$8,474	0	\$0	0	\$0	\$631	7	\$3,942	5	\$3,079	0	\$0	0	\$0
Xavier College Preparatory	1,043	\$2,221,759	750	\$1,105,516	706	\$2,024,159	16	\$20,024	\$2,136	326	\$995,842	419	\$595,312	366	\$2,220,792	0	\$0
Yeshiva High School of Arizona	24	\$49,025	17	\$48,112	40	\$89,313	0	\$0	\$2,302	1	\$2,000	0	\$0	0	\$0	0	\$0
Young Disciples Christian Academy	3	\$6,356	1	\$1,443	11	\$51,700	0	\$0	\$3,967	0	\$0	0	\$0	4	\$41,100	0	\$0
Youthworks, Inc.	0	\$0	0	\$0	2	\$1,000	0	\$0	\$500	0	\$0	0	\$0	0	\$0	0	\$0
Yuma Adventist School	62	\$25,590	55	\$8,875	29	\$60,659	0	\$0	\$652	1	\$681	0	\$0	5	\$30,250	0	\$0
Yuma Catholic High School	240	\$341,659	147	\$133,415	597	\$2,252,087	5	\$5,574	\$2,763	81	\$177,260	54	\$99,951	74	\$482,800	0	\$0
Yuma Christian Academy	52	\$24,542	52	\$14,060	85	\$102,286	1	\$575	\$745	2	\$1,735	1	\$1,059	0	\$0	0	\$0
Yuma Lutheran School	213	\$269,880	184	\$223,152	144	\$368,369	10	\$7,870	\$1,578	55	\$83,676	62	\$74,817	0	\$0	0	\$0
Data not provided	0	\$0	0	\$0	0	\$0	0	\$0	\$0	4	\$3,879	0	\$0	4	\$23,800	1	\$11,250
TOTALS	36,579	\$63,527,883	26,859	\$37,502,163	28,972	\$68,189,122	1,105	\$5,860,589	\$1,872	14,183	\$27,181,139	11,123	\$16,409,280	11,714	\$49,771,401	93	\$894,245

Totals may not match data in other tables due to missing school information.

Top 20 Private Schools by Estimated Total Scholarships Since 1998



Estimated Total Scholarships Received by Private Schools Since 1998

Table 13 (pg. 63), lists every private school that has received scholarship revenue from the private school tuition organization income tax credit programs and the estimated amounts received from all four programs since 1998. Over 670 private schools are on this list which does include schools that are no longer in operation. School name changes and merging of schools has been incorporated when the information has been provided by the STOs. These scholarship amounts are estimated for two reasons. For the first several years of the private school tuition organization tax credit program (original individual only), there was no requirement for the STOs to report. Although some did report at ADOR's request, some did not or only reported partially. Therefore, the early year figures are incomplete. Secondly, the reporting period changed from calendar year to fiscal year, beginning with FY2011. The amount of scholarships by school that were duplicated in the CY2010 and FY2011 numbers was estimated.

For additional information or questions, contact Steven Tran at the Arizona Department of Revenue at 602-716-6459.

Table 13
Estimated Total Scholarships by Private School CY1998 - FY2019

Private School	Original Individual	Switcher Individual	Low-Income Corporate	Disabled/Displaced Corporate	Total Scholarships
2nd Street Children's School	\$453,135	\$130,796	\$34,770	\$0	\$618,701
91st Psalm Christian School	\$1,329,812	\$319,643	\$1,260,899	\$19,959	\$2,930,314
A Child's View	\$5,676	\$0	\$0	\$0	\$5,676
The Abbie School	\$969,444	\$109,568	\$643,351	\$264,510	\$1,986,873
Abiding Savior School	\$140,275	\$0	\$0	\$0	\$140,275
Academy of Destiny	\$17,881	\$0	\$0	\$0	\$17,881
Ace Academy	\$39,544	\$7,895	\$14,835	\$1,500	\$63,774
ACES (Austin Centers for Exceptional Students)	\$36,448	\$13,690	\$0	\$0	\$50,138
Acton Academy	\$25,672	\$15,328	\$23,250	\$0	\$64,250
Adobe Adventist Christian School	\$225,025	\$20,979	\$0	\$0	\$246,004
Adobe Montessori	\$14,172	\$0	\$0	\$0	\$14,172
Agape Youth Ranch Academy	\$4,794	\$0	\$0	\$0	\$4,794
Ahwatukee Foothills Montessori	\$497,821	\$206,846	\$550	\$0	\$705,217
Ajo Calvary Christian Academy	\$12,643	\$1,489	\$0	\$0	\$14,132
Aldea Montessori	\$498,719	\$91,414	\$93,900	\$0	\$684,033
Aleph Bet Kindergarten	\$471,838	\$647,336	\$163,400	\$0	\$1,282,574
Alethia Academy	\$174,678	\$0	\$0	\$0	\$174,678
Al-Huda School	\$816,284	\$214,577	\$92,000	\$0	\$1,122,861
All Saints Catholic School (Our Lady of the Mountains)	\$2,424,185	\$415,742	\$692,866	\$0	\$3,532,792
All Saints' Episcopal Day School	\$5,969,567	\$1,357,739	\$5,143,033	\$0	\$12,470,340
Alpha Omega Academy	\$20,043	\$0	\$0	\$0	\$20,043
Ambassador Christian Academy	\$385,747	\$175,433	\$131,748	\$4,900	\$697,828
American Christian Academy	\$3,420	\$0	\$0	\$0	\$3,420
American Family Education	\$103,031	\$55,700	\$15,060	\$5,000	\$178,791
American Indian Christian School	\$1,793,210	\$191,833	\$3,700	\$0	\$1,988,742
Anderson Adventist Elementary School	\$4,593	\$0	\$0	\$0	\$4,593
Angels in Autism (AZ Behavior & Autism)	\$24,257	\$13,717	\$630	\$54,080	\$92,684
Annunciation Catholic School	\$1,685,859	\$842,155	\$436,986	\$49,548	\$3,014,548
Apache Baptist Academy	\$103,863	\$39,979	\$12,085	\$58	\$155,985
Apache Kids Academy	\$9,503	\$874	\$0	\$0	\$10,377
Apostolic Faith Center Christian Academy	\$102,518	\$16,650	\$237,476	\$0	\$356,644
Arcadia Christian School	\$126,164	\$0	\$0	\$0	\$126,164
Arcadia Montessori	\$341,203	\$142,899	\$27,000	\$0	\$511,102
Arizona Center for Autism	\$0	\$0	\$20,000	\$0	\$20,000
Arizona Christian Academy	\$54,035	\$32,616	\$0	\$0	\$86,651
Arizona Community Childhood Academy	\$14,203	\$0	\$0	\$0	\$14,203
Arizona Cultural Academy	\$4,033,164	\$1,377,305	\$2,802,599	\$0	\$8,213,067
Arizona International Academy	\$480,543	\$77,593	\$76,700	\$0	\$634,836
Arizona Language Preparatory	\$40,310	\$12,941	\$11,260	\$0	\$64,511

Table 13
Estimated Total Scholarships by Private School CY1998 - FY2019

Private School	Original Individual	Switcher Individual	Low-Income Corporate	Disabled/Displaced Corporate	Total Scholarships
Arizona Lutheran Academy	\$5,652,163	\$831,417	\$1,016,342	\$16,299	\$7,516,220
Armstrong Academy	\$214,067	\$0	\$0	\$0	\$214,067
Arrowhead Christian Academy	\$2,530,522	\$483,030	\$888,005	\$45,631	\$3,947,188
Arrowhead Montessori School	\$117,278	\$68,924	\$29,630	\$5,976	\$221,808
ASCEND	\$18,500	\$0	\$3,500	\$21,500	\$43,500
Ascension Lutheran School	\$1,442,928	\$88,779	\$3,510	\$6,130	\$1,541,347
Atonement Lutheran School	\$1,838,025	\$323,083	\$150,266	\$750	\$2,312,124
Augustana Academy	\$7,043	\$4,900	\$0	\$0	\$11,943
Aurora Day School	\$7,180	\$3,660	\$0	\$6,440	\$17,280
Autism Academy for Education & Development	\$190,671	\$132,779	\$116,910	\$1,628,312	\$2,068,671
Avondale Montessori	\$3,668	\$0	\$0	\$0	\$3,668
Awakening Seed School	\$1,306,747	\$302,532	\$73,020	\$15,327	\$1,697,625
AZ Aspire Academy	\$96,655	\$87,559	\$26,369	\$155,017	\$365,601
AZ Assist Academy	\$1,892	\$0	\$0	\$3,859	\$5,750
Back to Basics Christian School	\$892	\$0	\$0	\$0	\$892
Banner Children's Academy	\$63,910	\$9,067	\$17,114	\$68,481	\$158,572
Barness Family Jewish Community Center Day School	\$465,164	\$0	\$0	\$0	\$465,164
Bayer Private School	\$220,238	\$135,073	\$54,155	\$0	\$409,466
Beautiful Savior Academy	\$406,736	\$37,206	\$1,600	\$0	\$445,542
Begin to Dream Christian Academy	\$450	\$0	\$0	\$0	\$450
Bella Montessori School	\$11,290	\$13,470	\$5,800	\$0	\$30,560
Bella Vista College Preparatory School	\$509,189	\$228,108	\$651,530	\$38,857	\$1,427,684
Berean Christian Academy	\$141,146	\$0	\$0	\$0	\$141,146
Beth El Center for Early Childhood Education Kindergarten	\$119,138	\$0	\$0	\$0	\$119,138
Bethany Christian School	\$6,827,502	\$1,381,645	\$677,649	\$35,681	\$8,922,477
Beyond Autism	\$1,289	\$0	\$0	\$42,780	\$44,069
Big Dreams Preschool and Kindergarten	\$3,264	\$2,610	\$0	\$0	\$5,874
Bios Christian Academy	\$1,317,879	\$90,191	\$131,354	\$45,737	\$1,585,161
Black Mountain Science Academy	\$155,310	\$71,445	\$7,500	\$0	\$234,255
Blessed Sacrament Kindergarten	\$637,836	\$127,468	\$11,390	\$1,854	\$778,548
Bourgade Catholic High School	\$13,145,658	\$2,892,777	\$7,334,867	\$293,445	\$23,666,748
Boys Hope/Girls Hope	\$13,551	\$0	\$0	\$0	\$13,551
Breakthrough Academy	\$70,838	\$51,163	\$5,000	\$53,871	\$180,873
Bridges Preschool & Kindergarten	\$43,114	\$23,748	\$34,040	\$0	\$100,902
Bright Horizons Family Ctr	\$1,005	\$503	\$0	\$0	\$1,508
Brightmont Academy	\$128,924	\$65,228	\$6,500	\$34,844	\$235,496
Brophy College Preparatory	\$24,286,962	\$3,513,448	\$9,977,987	\$39,896	\$37,818,293
Brophy Loyola Academy	\$103,350	\$1,954,774	\$1,871,050	\$0	\$3,929,174
Brown Road Christian Academy	\$7,322	\$0	\$0	\$0	\$7,322

Table 13
Estimated Total Scholarships by Private School CY1998 - FY2019

Private School	Original Individual	Switcher Individual	Low-Income Corporate	Disabled/Displaced Corporate	Total Scholarships
Calvary Baptist School	\$324,676	\$42,592	\$219,371	\$5,270	\$591,909
Calvary Central Christian Academy	\$19,884	\$4,823	\$0	\$0	\$24,707
Calvary Chapel Christian School	\$3,186,436	\$873,379	\$745,015	\$14,755	\$4,819,586
Calvary Christian Academy	\$3,730,177	\$850,212	\$310,535	\$0	\$4,890,924
Calvary Christian School	\$370,064	\$16,733	\$91,540	\$0	\$478,337
Calvary Shadows Assembly of God	\$9,746	\$6,125	\$3,550	\$3,525	\$22,946
Camelback Christian School	\$184,598	\$59,110	\$0	\$5	\$243,713
Camelback Desert School	\$253,530	\$32,903	\$1,850	\$3,500	\$291,783
Camp Verde United Christian School	\$1,597,017	\$208,907	\$334,498	\$11,515	\$2,151,937
Canyon State Academy	\$13,523	\$0	\$0	\$0	\$13,523
Carden Christian Academy Central	\$487,106	\$80,354	\$160,412	\$44,266	\$772,138
Carden of the Peaks	\$51,510	\$0	\$0	\$0	\$51,510
Carefree Christian Academy	\$68,873	\$47,409	\$23,500	\$4,530	\$144,311
Casa del Nino Bilingual Montessori School	\$149,504	\$104,692	\$68,970	\$0	\$323,166
Casa Ninos School of Montessori	\$47,350	\$14,842	\$6,250	\$0	\$68,442
Casas Adobe Christian School	\$36,103	\$0	\$0	\$0	\$36,103
Casas Christian School	\$8,226,294	\$1,408,864	\$1,459,034	\$152,429	\$11,246,621
Castlehill Country Day School	\$1,485,995	\$353,250	\$109,130	\$3,000	\$1,951,375
Cathedral Christian Academy	\$723,275	\$0	\$0	\$0	\$723,275
Cathedral of Praise Christian School	\$36,270	\$0	\$10,780	\$0	\$47,050
Cave Creek Montessori	\$344,839	\$263,173	\$11,195	\$0	\$619,207
Cedar Tree Montessori	\$5,020	\$1,432	\$12,549	\$1,975	\$20,976
Central Christian Academy	\$128,978	\$0	\$0	\$0	\$128,978
Chabad Kindergarten & Gan	\$10,000	\$15,400	\$55,200	\$0	\$80,600
Chandler Christian Academy	\$2,899,068	\$719,767	\$214,442	\$2,268	\$3,835,545
Chandler Christian School	\$0	\$0	\$187,822	\$3,515	\$191,337
Chandler Jewish Preschool	\$5,400	\$1,100	\$58,000	\$0	\$64,500
Chaparral Christian Preschool & Kindergarten	\$287,414	\$66,138	\$2,035	\$0	\$355,587
Chapel Haven West	\$57,257	\$2,880	\$0	\$26,997	\$87,134
Cheder Lubavitch	\$610,747	\$244,685	\$1,086,166	\$0	\$1,941,598
Children's Center for Neurodevelopmental Studies	\$201	\$352	\$0	\$0	\$553
Chinle Adventist Elementary	\$7,415	\$0	\$0	\$0	\$7,415
Christ Church School	\$687,519	\$252,117	\$133,847	\$0	\$1,073,483
Christ Lutheran School	\$7,263,766	\$2,094,671	\$268,031	\$10,033	\$9,636,501
Christ the King Academy	\$94,099	\$9,248	\$1,763	\$0	\$105,110
Christ the King Catholic School	\$4,117,890	\$659,498	\$971,253	\$18,220	\$5,766,861
Christ the Redeemer Lutheran School	\$722,786	\$0	\$18,880	\$0	\$741,666
Christian Academy of Prescott	\$2,298,645	\$418,330	\$351,578	\$89,889	\$3,158,442
Christian Challenge Academy	\$2,314	\$0	\$0	\$0	\$2,314

Table 13
Estimated Total Scholarships by Private School CY1998 - FY2019

Private School	Original Individual	Switcher Individual	Low-Income Corporate	Disabled/Displaced Corporate	Total Scholarships
Christ's Community Christian Academy	\$165,828	\$0	\$0	\$0	\$165,828
Christ's Greenfield Lutheran School	\$6,010,033	\$1,587,903	\$836,322	\$11,455	\$8,445,713
Chrysalis Academy	\$173,974	\$67,395	\$5,611	\$246,098	\$493,078
Clear View Academy	\$26,895	\$14,879	\$6,546	\$0	\$48,320
Cochise SDA Christian School	\$19,129	\$14,848	\$227,125	\$25,594	\$286,696
Colossal Cave Learning Center	\$600	\$0	\$0	\$0	\$600
Community Christian School	\$10,335	\$0	\$0	\$0	\$10,335
Community Montessori	\$279,600	\$84,906	\$0	\$0	\$364,506
Community Schoolhouse	\$4,946	\$97	\$0	\$0	\$5,043
Compassion Christian Academy	\$9,208	\$10,130	\$13,521	\$0	\$32,859
Concordia Lutheran Schools	\$156,346	\$0	\$0	\$0	\$156,346
Congregation Anshei Israel Preschool & Kindergarten	\$115,273	\$78,077	\$31,588	\$0	\$224,938
Copper Canyon Academy	\$2,257	\$0	\$0	\$0	\$2,257
Copper Canyon Christian School	\$42,452	\$0	\$0	\$0	\$42,452
Coronado Baptist School	\$7,028	\$2,468	\$150	\$0	\$9,646
Cornerstone Christian School	\$22,664,379	\$5,003,985	\$3,144,716	\$111,081	\$30,924,161
Cornerstone Kidz	\$106,926	\$8,324	\$1,500	\$0	\$116,750
Covenant Child Care Center	\$16,399	\$12,567	\$0	\$0	\$28,966
Covenant Christian School	\$20,714	\$0	\$0	\$0	\$20,714
Covenant of Faith School	\$3,055	\$0	\$0	\$0	\$3,055
Creation School	\$20,052	\$8,721	\$0	\$0	\$28,773
Creative Bridges Cooperative Preschool	\$0	\$0	\$0	\$1,710	\$1,710
Creative Castle Preschool & Kindergarten	\$221,131	\$121,978	\$3,500	\$0	\$346,609
Creo School	\$515,671	\$472,752	\$455,688	\$8,333	\$1,452,443
Cross of Glory Lutheran Elementary School	\$687,261	\$206,765	\$56,320	\$20,832	\$971,178
Cross Roads Preschool & Kindergarten	\$21,911	\$993	\$200	\$0	\$23,104
Crossroads Christians Academy	\$5,146	\$0	\$0	\$0	\$5,146
Crossroads Community School (Hope Christian Academy)	\$2,703,954	\$606,977	\$47,621	\$9,186	\$3,367,738
Cupertino Learning Academy	\$0	\$0	\$0	\$86,488	\$86,488
Cupertino Power Learning Center	\$15,347	\$11,382	\$7,300	\$82,000	\$116,029
Darkaynu (Tucson Jewish Montessori)	\$3,938	\$4,937	\$0	\$0	\$8,875
David Ricardo School	\$11,060	\$0	\$0	\$0	\$11,060
Dayspring Kindergarten	\$1,132,561	\$213,432	\$4,895	\$500	\$1,351,388
Desert Christian Schools	\$12,845,922	\$1,992,336	\$3,138,423	\$621,327	\$18,598,009
Desert Garden Montessori	\$2,081,941	\$727,612	\$768,154	\$41,489	\$3,619,196
Desert Hills Christian Academy	\$6,703	\$0	\$0	\$0	\$6,703
Desert Jewish Academy	\$466,468	\$323,288	\$131,736	\$21,025	\$942,517
Desert Life Academy	\$1,463	\$0	\$0	\$0	\$1,463
Desert Marigold School	\$44,611	\$0	\$0	\$0	\$44,611

Table 13
Estimated Total Scholarships by Private School CY1998 - FY2019

Private School	Original Individual	Switcher Individual	Low-Income Corporate	Disabled/Displaced Corporate	Total Scholarships
Desert Montessori	\$17,652	\$0	\$0	\$0	\$17,652
Desert Quest Private School	\$13,895	\$0	\$1,505	\$2,000	\$17,400
Desert Shadows Montessori	\$157,590	\$45,060	\$7,344	\$0	\$209,994
Desert Sky Montessori	\$21,643	\$5,371	\$9,900	\$6,550	\$43,464
Desert Springs Christian Kindergarten	\$238,640	\$0	\$0	\$0	\$238,640
Desert Sun Child Development Center	\$720,918	\$148,075	\$41,600	\$855	\$911,449
Desert Valley Christian School	\$392,338	\$45,413	\$385,783	\$4,849	\$828,384
Desert View Learning Center	\$1,716,846	\$436,084	\$13,460	\$0	\$2,166,390
Desert Voices Oral Learning Center	\$695,399	\$202,066	\$0	\$27,900	\$925,365
Desert Willow Educational Services	\$11,746	\$0	\$0	\$0	\$11,746
Dobson Montessori School	\$1,440,815	\$238,984	\$205,636	\$24,977	\$1,910,412
Dove Christian School	\$285,598	\$0	\$875	\$0	\$286,473
Downtown Community School	\$12,574	\$7,049	\$2,000	\$0	\$21,624
Dynamite Montessori School	\$718,910	\$235,492	\$10,050	\$6,228	\$970,680
Early Light Academy	\$4,900	\$0	\$0	\$0	\$4,900
East Fork Lutheran School	\$609,512	\$93,968	\$0	\$0	\$703,480
East Valley Adventist Education Program	\$225	\$0	\$2,653	\$0	\$2,878
East Valley Christian Academy	\$23,610	\$0	\$0	\$0	\$23,610
East Valley Jewish Day School	\$348,533	\$3,173	\$57,303	\$5,266	\$414,275
Eastside Christian School	\$1,665	\$0	\$0	\$0	\$1,665
Educational Special Needs Services	\$1,560	\$0	\$0	\$0	\$1,560
El Dorado Private School	\$500,999	\$192,368	\$46,844	\$31,196	\$771,407
Emmanuel Christian Academy	\$839,569	\$250,139	\$430,022	\$19,409	\$1,539,139
Emmanuel Lutheran School	\$2,076,009	\$361,978	\$164,744	\$14,358	\$2,617,089
Emmaus Lutheran School	\$1,040,627	\$137,448	\$27,592	\$1,625	\$1,207,292
Empower Academy	\$3,064	\$2,575	\$4,500	\$5,000	\$15,139
Enchanted Desert School	\$591,497	\$0	\$0	\$0	\$591,497
Enrichment Academy	\$1,301	\$0	\$150	\$0	\$1,451
Esther B Feldman Kindergarten	\$3,726	\$4,278	\$0	\$0	\$8,004
Ethos School	\$101,172	\$0	\$0	\$20,570	\$121,742
Experimental Schools Corp of AZ	\$7,794	\$0	\$0	\$0	\$7,794
Faith Baptist School	\$1,078	\$0	\$0	\$0	\$1,078
Faith Christian Academy	\$230,040	\$51,627	\$114,326	\$350	\$396,343
Faith Christian School	\$1,548,137	\$317,836	\$200,082	\$55,277	\$2,121,333
Faith Community Academy	\$1,424,031	\$282,811	\$674,023	\$28,429	\$2,409,294
Faith Life Christian Academy	\$450	\$0	\$0	\$0	\$450
Faith Lutheran School	\$1,526,079	\$186,524	\$455,225	\$10,818	\$2,178,645
Family Life Academy	\$1,903,089	\$317,018	\$405,009	\$10,797	\$2,635,912
Family of Christ Learning Center	\$210,679	\$75,712	\$0	\$0	\$286,391

Table 13
Estimated Total Scholarships by Private School CY1998 - FY2019

Private School	Original Individual	Switcher Individual	Low-Income Corporate	Disabled/Displaced Corporate	Total Scholarships
Family of God Lutheran School	\$70,557	\$0	\$9,009	\$0	\$79,566
Father's Heart Christian School	\$1,000	\$0	\$0	\$0	\$1,000
Fellowship Child Development Center	\$63,080	\$0	\$0	\$0	\$63,080
Fenster School	\$900	\$0	\$0	\$21,260	\$22,160
Firm Foundation Christian School	\$189,254	\$0	\$11,789	\$0	\$201,043
First Baptist Christian Academy	\$1,431,396	\$303,849	\$63,541	\$1,505	\$1,800,291
First Baptist Christian School	\$47,980	\$0	\$0	\$0	\$47,980
First Baptist of Mesa Christian Academy	\$12,367	\$0	\$0	\$0	\$12,367
First Southern Christian School	\$1,408,364	\$148,031	\$193,754	\$21,935	\$1,772,084
Flagstaff Adventist School	\$462,015	\$0	\$0	\$0	\$462,015
Flagstaff Community Christian School	\$1,373,433	\$498,320	\$2,243,311	\$45,900	\$4,160,964
Florence Baptist Academy	\$32,179	\$11,261	\$13,750	\$750	\$57,940
Foundation for Blind Children	\$998,150	\$406,058	\$61,600	\$629,555	\$2,095,363
Founders Classical Academy	\$3,000	\$0	\$0	\$0	\$3,000
Fountain of Life Lutheran School	\$1,702,094	\$18,798	\$9,175	\$0	\$1,730,067
Fourteen Six Christian Academy	\$74,742	\$24,777	\$10,200	\$2,100	\$111,819
Freedom Baptist Academy	\$90,968	\$40,266	\$167,994	\$1,000	\$300,229
Freedom Christian Academy	\$701,882	\$185,385	\$1,218,340	\$70,830	\$2,176,437
Freedom Christian School	\$35,600	\$1,647	\$0	\$0	\$37,247
French American School of Arizona	\$18,145	\$24,695	\$0	\$0	\$42,840
Friendship Christian School	\$15,848	\$0	\$0	\$0	\$15,848
Full Gospel Christian Academy	\$4,474	\$0	\$0	\$0	\$4,474
Gan Yeladim	\$43,000	\$0	\$0	\$0	\$43,000
Gary K. Herberger Young Scholar's Academy	\$425,501	\$210,224	\$315,493	\$44,304	\$995,522
Gateway Academy	\$89,284	\$17,654	\$21,178	\$218,185	\$346,301
Gateway Baptist Academy	\$523,722	\$129,676	\$163,804	\$29,778	\$846,980
Gateway Bible Church Christian Training Center	\$6,703	\$0	\$0	\$0	\$6,703
Gateway Fellowship Preschool & Kindergarten	\$11,225	\$0	\$0	\$0	\$11,225
Gateway Independent School	\$110,885	\$0	\$0	\$0	\$110,885
Gateways School	\$16,063	\$0	\$0	\$0	\$16,063
Gethsemane Christian Academy	\$36,313	\$16,866	\$0	\$0	\$53,179
Gethsemane Lutheran School	\$2,925,535	\$552,834	\$46,695	\$500	\$3,525,563
Gila Mountain Christian Academy	\$8,680	\$0	\$0	\$0	\$8,680
Gilbert Christian Schools	\$13,194,948	\$5,145,888	\$4,045,537	\$111,626	\$22,497,999
Gilbert Montessori	\$0	\$1,320	\$0	\$0	\$1,320
Gilson Wash Baptist Academy	\$44,388	\$0	\$0	\$0	\$44,388
Glendale Christian Academy	\$1,290,616	\$179,047	\$543,984	\$0	\$2,013,647
Glenview Adventist Academy	\$798,139	\$84,058	\$1,425,169	\$0	\$2,307,367
Golladay School	\$17,911	\$60,105	\$0	\$0	\$78,016

Table 13
Estimated Total Scholarships by Private School CY1998 - FY2019

Private School	Original Individual	Switcher Individual	Low-Income Corporate	Disabled/Displaced Corporate	Total Scholarships
God's Garden Child Development Center	\$3,446	\$0	\$0	\$0	\$3,446
God's World	\$870	\$0	\$0	\$0	\$870
Golf Links Christian School	\$25,564	\$0	\$0	\$0	\$25,564
Good Earth Montessori	\$10,435	\$3,291	\$600	\$1,000	\$15,326
Good Shepherd Lutheran School	\$120,574	\$0	\$0	\$0	\$120,574
Good Steps Christian Academy	\$5,303	\$0	\$0	\$0	\$5,303
Gospel Light Christian Academy	\$5,235	\$0	\$1,325	\$0	\$6,560
Gospel Outreach Christian School	\$8,835	\$4,526	\$30,250	\$0	\$43,611
Grace Christian Academy	\$9,196,195	\$923,041	\$624,071	\$49,030	\$10,792,337
Grace Christian School	\$63,527	\$0	\$0	\$0	\$63,527
Grace Community Christian	\$0	\$0	\$3,658	\$0	\$3,658
Grace Fellowship Academy	\$1,203,747	\$321,347	\$605,311	\$586	\$2,130,991
Grace Garden Christian Preschool	\$0	\$20	\$0	\$0	\$20
Grace Lutheran School	\$1,831,952	\$296,549	\$77,281	\$20,198	\$2,225,981
GracePointe Christian Academy (Chapel in the Hills)	\$435,495	\$51,077	\$253,701	\$1,005	\$741,279
Graysmark Academy	\$31,327	\$3,092	\$6,000	\$41,152	\$81,570
Green Fields Country Day School	\$4,050,494	\$831,256	\$1,536,676	\$63,253	\$6,481,679
Greenhouse Montessori School	\$15,327	\$28,915	\$5,300	\$0	\$49,542
Guiding Light Christian Educational Center (GLCP)	\$200,779	\$86,435	\$128,194	\$500	\$415,909
Guiding Light Christian School	\$339,702	\$0	\$0	\$0	\$339,702
Hand in Hand Christian School	\$83,587	\$24,725	\$30,736	\$0	\$139,047
Happy Trails	\$40,133	\$0	\$5,234	\$0	\$45,367
Harvest Christian Academy	\$91,237	\$0	\$0	\$0	\$91,237
Harvest Kidz School	\$19,181	\$10,336	\$1,000	\$0	\$30,517
Herencia Guadalupana Lab Schools	\$0	\$0	\$25,624	\$0	\$25,624
Heritage Christian Academy	\$1,463,449	\$5,563	\$16,485	\$0	\$1,485,497
Heritage Montessori	\$138,156	\$63,441	\$0	\$0	\$201,597
Hermosa Montessori	\$88,619	\$0	\$0	\$0	\$88,619
Highland Free School	\$70,908	\$0	\$0	\$0	\$70,908
Holbrook Adventist Indian School	\$243,712	\$32,683	\$12,000	\$8,138	\$296,532
Holy Angels School	\$984,962	\$0	\$100,000	\$0	\$1,084,962
Holy Cross Evangelical Lutheran School	\$81,104	\$6,207	\$2,100	\$0	\$89,411
Holy Family Academy	\$31,895	\$8,381	\$58,550	\$0	\$98,826
Holy Trinity Academy	\$330,799	\$45,290	\$4,491	\$4,679	\$385,259
Holy Trinity Greek Orthodox Cathedral	\$0	\$0	\$0	\$500	\$500
Hope Academy for Autism	\$5,857	\$2,527	\$90,800	\$282,418	\$381,601
HOPE Christian Academy	\$191,437	\$138,954	\$27,550	\$0	\$357,940
Hopi Mission School	\$2,451,858	\$231,656	\$116,216	\$0	\$2,799,730
Howard S. Gray Education Program	\$85,527	\$3,611	\$100	\$100	\$89,338

Table 13
Estimated Total Scholarships by Private School CY1998 - FY2019

Private School	Original Individual	Switcher Individual	Low-Income Corporate	Disabled/Displaced Corporate	Total Scholarships
Imago Dei Middle School	\$3,110,370	\$1,104,734	\$3,875,110	\$0	\$8,090,214
Immaculate Conception School	\$2,380,098	\$774,491	\$3,037,045	\$41,018	\$6,232,652
Immaculate Heart Academy	\$1,027,595	\$476,816	\$933,445	\$40,175	\$2,478,031
Immaculate Heart High School	\$3,762,189	\$415,543	\$1,221,973	\$57,034	\$5,456,738
Immaculate Heart of Mary School	\$5,134	\$3,472	\$15,000	\$0	\$23,606
Inspire International Preschool	\$0	\$0	\$2,700	\$0	\$2,700
Inspire Kids Montessori	\$89,577	\$71,349	\$1,842	\$0	\$162,768
Integrity Preparatory Academy	\$19,000	\$0	\$40,200	\$0	\$59,200
Intermountain Academy	\$148,071	\$86,826	\$1,040,874	\$5,074,891	\$6,350,662
International Christian Academy Online	\$8,044	\$0	\$0	\$0	\$8,044
International School for Peace	\$17,961	\$3,901	\$0	\$0	\$21,862
International School of Arizona	\$1,385,295	\$676,057	\$525,667	\$500	\$2,587,519
International School of Tucson	\$1,299,251	\$492,673	\$1,451,660	\$23,418	\$3,267,002
Ironwood Hill School	\$3,777	\$2,243	\$11,103	\$10,276	\$27,399
iSTEAM Academy	\$1,000	\$0	\$0	\$0	\$1,000
Jess Schwartz College Preparatory	\$2,984,869	\$0	\$19,000	\$0	\$3,003,869
Joanne Todd Christian School	\$594,464	\$182,407	\$11,937	\$0	\$788,808
Journeys Academy	\$9,900	\$0	\$10,000	\$0	\$19,900
Dream City Christian School	\$9,069,933	\$1,510,645	\$4,792,169	\$153,758	\$15,526,505
Joyful Beginnings Academy-NOW Arizona Christian Academy	\$481,192	\$115,447	\$900	\$0	\$597,539
Kachina Country Day School	\$6,725	\$0	\$9,500	\$7,050	\$23,275
KASL Academy for Deaf and Hard of Hearing	\$4,890	\$7,510	\$49,400	\$51,000	\$112,800
Keystone Montessori Kingdom	\$268,868	\$0	\$0	\$0	\$268,868
Khalsa Montessori	\$120,031	\$0	\$0	\$0	\$120,031
Kids' Discovery Club Christian Kindergarten	\$17,076	\$0	\$0	\$0	\$17,076
Kimber Academy	\$136,576	\$74,984	\$6,000	\$1,500	\$219,060
King David School	\$2,994,954	\$0	\$22,319	\$0	\$3,017,273
King of Glory Christian Academy	\$350	\$0	\$1,850	\$0	\$2,200
Kingdom Preparatory Academy	\$806	\$280	\$180,340	\$0	\$181,426
Kingman Adventist Christian School	\$96,992	\$0	\$0	\$0	\$96,992
King's Academy	\$4,000	\$0	\$0	\$0	\$4,000
Kino Learning Center	\$1,045,531	\$234,475	\$464,020	\$173,453	\$1,917,479
Kyrene del Norte	\$540	\$0	\$0	\$0	\$540
La Paz Montessori	\$540	\$535	\$0	\$0	\$1,075
La Tierra Community School	\$25,445	\$0	\$0	\$0	\$25,445
Lamad Preparatory Academy	\$2,955	\$0	\$0	\$0	\$2,955
Lamb's Gate Christian School	\$616,257	\$67,124	\$54,433	\$6,915	\$744,728
Lambs of God School	\$10,213	\$0	\$0	\$0	\$10,213
Latch School - ACCEL	\$701,927	\$109,792	\$198,628	\$503,101	\$1,513,448

Table 13
Estimated Total Scholarships by Private School CY1998 - FY2019

Private School	Original Individual	Switcher Individual	Low-Income Corporate	Disabled/Displaced Corporate	Total Scholarships
Lauren's Institute for Education School (LIFE)	\$538,656	\$196,463	\$1,392,081	\$5,968,182	\$8,095,382
Learning Unlimited	\$0	\$0	\$4,000	\$6,000	\$10,000
Legacy Academy	\$95,535	\$18,529	\$4,250	\$0	\$118,314
Legacy Classical Christian Academy	\$350,352	\$0	\$20,000	\$0	\$370,352
Lestonnac School	\$88,461	\$0	\$0	\$0	\$88,461
Lexington Academy	\$73,609	\$0	\$0	\$0	\$73,609
Lexington Life Academy	\$65,998	\$30,981	\$214,845	\$1,620,833	\$1,932,656
Lexis Preparatory School	\$744,657	\$475,064	\$312,543	\$479,549	\$2,011,813
Liberty Christian Academy	\$99,564	\$0	\$16,601	\$2,000	\$118,165
Liberty Youth Academy	\$38,540	\$8,801	\$1,725	\$0	\$49,066
Life Academy	\$5,899	\$0	\$4,600	\$0	\$10,499
Life Christian Academy	\$248,325	\$122,359	\$18,070	\$0	\$388,754
Life Development Institute	\$382,574	\$125,066	\$91,581	\$254,384	\$853,605
Light and Life Elementary School	\$345,718	\$0	\$0	\$0	\$345,718
Lighthouse Academy	\$49,140	\$0	\$0	\$0	\$49,140
Little Angels Montessori School	\$4,635	\$3,503	\$2,220	\$0	\$10,358
Little Palms School	\$12,576	\$174	\$0	\$0	\$12,750
Logos Christian Academy	\$321,675	\$103,038	\$1,181,291	\$4,500	\$1,610,503
Loretto Catholic School	\$1,793,528	\$337,052	\$3,672,788	\$0	\$5,803,369
Lourdes Catholic School	\$1,943,892	\$300,870	\$1,735,988	\$1,020	\$3,981,770
Loyola Academy	\$0	\$967,050	\$790,845	\$0	\$1,757,895
Lumos Arts Academy	\$88,813	\$44,542	\$87,482	\$0	\$220,838
Magical Journey Learning Center	\$426,115	\$291,113	\$26,235	\$6,250	\$749,713
Mandarin Montessori Academy	\$10,033	\$8,595	\$0	\$0	\$18,628
Maranatha Christian Academy	\$49,367	\$2,781	\$99,015	\$0	\$151,163
Maricopa Village Christian School	\$90,647	\$18,774	\$13,700	\$0	\$123,121
Marina Montessori	\$465	\$0	\$0	\$0	\$465
Martin Luther Lutheran School	\$1,233,008	\$0	\$0	\$0	\$1,233,008
Menachem Mendel Academy	\$7,178	\$6,584	\$0	\$0	\$13,762
Mesa Christian Academy	\$132,778	\$44,750	\$54,555	\$0	\$232,083
Mesa Montessori	\$112,419	\$66,357	\$80	\$0	\$178,856
Messiah Lutheran Open Arms	\$88,363	\$0	\$0	\$0	\$88,363
Millennium Worldwide Academy	\$133,605	\$0	\$187,236	\$0	\$320,841
Miro International School	\$4,900	\$20,020	\$2,525	\$0	\$27,445
Mis Manos Montessori School	\$17,739	\$5,397	\$0	\$1,000	\$24,136
Mission Christian School	\$494,561	\$0	\$221,699	\$0	\$716,260
Mission Montessori	\$164,546	\$0	\$0	\$0	\$164,546
Mission View Academy	\$1,367	\$0	\$0	\$0	\$1,367
Montessori 2000	\$7,173	\$0	\$0	\$0	\$7,173

Table 13
Estimated Total Scholarships by Private School CY1998 - FY2019

Private School	Original Individual	Switcher Individual	Low-Income Corporate	Disabled/Displaced Corporate	Total Scholarships
Montessori Center School	\$623,853	\$110,990	\$10,500	\$0	\$745,343
Montessori Centre Main	\$139,381	\$0	\$0	\$0	\$139,381
Montessori Centre North	\$78,438	\$0	\$0	\$0	\$78,438
Montessori Children's Home	\$359,062	\$44,816	\$7,740	\$0	\$411,618
Montessori Educare Academy	\$359,424	\$59,168	\$0	\$5,582	\$424,174
Montessori Day School	\$147,040	\$0	\$0	\$0	\$147,040
Montessori Education Center	\$14,885	\$0	\$0	\$0	\$14,885
Montessori in the Park	\$811,209	\$240,483	\$288,913	\$5	\$1,340,611
Montessori International School	\$1,267,585	\$290,526	\$843,834	\$41,716	\$2,443,661
Montessori Kingdom of Learning	\$2,031,660	\$161,111	\$55,127	\$1,600	\$2,249,498
Montessori Learning Center	\$81,922	\$16,138	\$0	\$0	\$98,060
Montessori Matters	\$70,715	\$41,910	\$0	\$6,250	\$118,875
Montessori of Surprise	\$35,704	\$14,252	\$3,544	\$0	\$53,500
Montessori Preparatory Academy	\$67,625	\$6,111	\$10,785	\$4,049	\$88,570
Montessori Schoolhouse Charter	\$38,633	\$0	\$0	\$0	\$38,633
Montessori West Preparatory	\$259,970	\$31,771	\$0	\$0	\$291,741
Montezuma Indian School	\$6,333	\$0	\$0	\$0	\$6,333
Morning Glory Montessori	\$31,535	\$0	\$0	\$0	\$31,535
Most Holy Trinity Catholic School	\$3,074,481	\$455,073	\$3,044,981	\$9,921	\$6,584,457
Mother of Sorrows	\$1,500	\$4,500	\$0	\$0	\$6,000
Mount Calvary Lutheran School	\$622,018	\$63,993	\$86,299	\$0	\$772,309
Mountain Christian School	\$1,689,792	\$384,590	\$681,355	\$24,978	\$2,780,715
Mountain View Lutheran School	\$61,105	\$0	\$1,750	\$0	\$62,855
Native American Christian Academy	\$126,119	\$45,484	\$77,200	\$0	\$248,803
Navajo Christian Preparatory Academy	\$316,968	\$144,975	\$0	\$0	\$461,943
Navajo Evangelical Lutheran Mission School	\$2,420,215	\$267,813	\$132,453	\$0	\$2,820,482
Navajo Trails	\$1,725	\$0	\$0	\$0	\$1,725
Nehemiah Ministries	\$2,484	\$0	\$0	\$0	\$2,484
Nellie P. Covert School	\$296,042	\$0	\$0	\$0	\$296,042
Neurologic Music Therapy Services of Arizona	\$191,510	\$47,634	\$500	\$55,754	\$295,398
New Covenant Lutheran Preschool & Kindergarten	\$402,313	\$126,223	\$10,500	\$3,451	\$542,487
New Hope Christian Academy	\$172,644	\$0	\$0	\$0	\$172,644
New Horizons Christian Academy	\$137,409	\$0	\$0	\$0	\$137,409
New Life Christian Academy	\$3,200	\$0	\$9,325	\$0	\$12,525
New Life Wesleyan Academy	\$3,240	\$0	\$0	\$0	\$3,240
New School for the Arts	\$563	\$0	\$0	\$0	\$563
New Vistas Center for Education	\$2,021,852	\$665,387	\$164,592	\$0	\$2,851,831
New Way Learning Academy	\$4,398,585	\$2,358,349	\$1,853,866	\$2,869,937	\$11,480,738
Noah's Ark Preschool & Kindergarten	\$218,450	\$41,274	\$0	\$0	\$259,724

Table 13
Estimated Total Scholarships by Private School CY1998 - FY2019

Private School	Original Individual	Switcher Individual	Low-Income Corporate	Disabled/Displaced Corporate	Total Scholarships
Nogales Christian Academy	\$33,118	\$0	\$7,500	\$0	\$40,618
Noor Academy of Arizona	\$3,358,700	\$570,036	\$1,695,033	\$750	\$5,624,520
North Phoenix Baptist Kindergarten	\$218,341	\$73,484	\$0	\$0	\$291,825
North Phoenix Christian Montessori School	\$5,907	\$0	\$0	\$0	\$5,907
North Valley Christian Academy (Cross of Christ)	\$2,377,923	\$755,062	\$483,445	\$10,500	\$3,626,930
Northland Christian School	\$288,648	\$167,687	\$72,644	\$2,063	\$531,042
Northminster Christian School	\$580,432	\$120,519	\$148,239	\$16,070	\$865,261
Northwest Christian School	\$27,878,779	\$5,879,070	\$3,810,771	\$195,190	\$37,763,811
Notre Dame Preparatory	\$11,012,967	\$3,671,312	\$2,652,677	\$27,102	\$17,364,057
Oak Creek Ranch School	\$14,912	\$1,533	\$2,000	\$0	\$18,445
Oasis Christian School	\$900	\$0	\$0	\$0	\$900
Olga and Bob Strauss Center for Early Childhood Development	\$1,380	\$0	\$14,382	\$0	\$15,762
On-Track Academy	\$194,161	\$101,437	\$34,750	\$201,713	\$532,061
Opincar Study Center	\$1,425	\$0	\$0	\$0	\$1,425
Our Lady of Guadalupe	\$157,428	\$18,430	\$19,197	\$0	\$195,055
Our Lady of Joy School	\$281,754	\$0	\$14,273	\$0	\$296,027
Our Lady of Mt. Carmel School	\$6,073,115	\$1,092,052	\$866,896	\$955	\$8,033,017
Our Lady of Perpetual Help Catholic School	\$11,694,572	\$2,034,903	\$4,771,309	\$63,629	\$18,564,414
Our Lady of Sorrows Academy	\$508,380	\$45,126	\$302,377	\$0	\$855,883
Our Lady of the Lake	\$399,480	\$142,933	\$11,832	\$0	\$554,245
Our Lady of the Sun Academy	\$15,439	\$1,082	\$0	\$0	\$16,520
Our Mother of Sorrows Catholic School	\$3,705,793	\$639,239	\$3,192,346	\$92,053	\$7,629,430
Our Savior's Lutheran School	\$103,209	\$14,708	\$2,550	\$0	\$120,467
Our Saviour Lutheran School	\$305,961	\$6,777	\$4,985	\$0	\$317,723
Outer Limits School	\$781	\$0	\$0	\$0	\$781
Page Christian School	\$123,944	\$20,219	\$17,697	\$0	\$161,860
Palm Valley Montessori	\$370,569	\$195,055	\$1,164,600	\$0	\$1,730,223
Palms Christian School	\$312,955	\$47,337	\$61,199	\$8,337	\$429,828
Palo Verde Christian School	\$363,368	\$0	\$3,640	\$0	\$367,008
Paradise for Tots Christian Kindergarten	\$97,178	\$24,031	\$3,700	\$0	\$124,909
Paradise Mountain Christian Academy	\$139,332	\$0	\$0	\$0	\$139,332
Paradise Valley Christian Preparatory	\$8,108,025	\$1,392,090	\$919,783	\$30,158	\$10,450,054
Pardes Jewish Day School	\$9,018,030	\$2,072,057	\$704,458	\$29,559	\$11,824,104
Parker Apostolic Christian School	\$15,551	\$0	\$8,326	\$0	\$23,877
Parkside Christian Learning Center	\$3,324	\$1,296	\$0	\$0	\$4,620
Parkway Children's School of Excellence	\$57,434	\$10,108	\$0	\$0	\$67,542
Patagonia Montessori	\$67,069	\$0	\$0	\$0	\$67,069
Pathway Christian School	\$8,575	\$5,674	\$0	\$0	\$14,249
Pathways School	\$116,271	\$66,291	\$130,850	\$98,756	\$412,169

Table 13
Estimated Total Scholarships by Private School CY1998 - FY2019

Private School	Original Individual	Switcher Individual	Low-Income Corporate	Disabled/Displaced Corporate	Total Scholarships
Pax Academy	\$14,830	\$0	\$7,000	\$0	\$21,830
Payson Community Christian School	\$1,893,296	\$346,393	\$549,303	\$2,250	\$2,791,242
Peace Lutheran Church School	\$63,095	\$0	\$0	\$0	\$63,095
Pentecostal of Phoenix Christian Academy	\$21,399	\$0	\$0	\$0	\$21,399
Peridot Lutheran Elementary	\$133,874	\$22,653	\$35,083	\$0	\$191,610
Phillips Christian School	\$26,921	\$0	\$0	\$0	\$26,921
Phoenix Christian Academy	\$70,257	\$0	\$121,935	\$0	\$192,192
Phoenix Christian Preparatory Schools	\$9,917,585	\$1,072,468	\$6,691,296	\$150,324	\$17,831,673
Phoenix Christian School K-8	\$2,340,682	\$626,677	\$321,773	\$19,117	\$3,308,250
Phoenix Country Day School	\$6,112,655	\$2,346,838	\$7,848,422	\$0	\$16,307,916
Phoenix Hebrew Academy	\$8,384,953	\$1,684,161	\$1,059,378	\$500	\$11,128,992
Phoenix Preparatory High School for Boys	\$70,900	\$0	\$0	\$0	\$70,900
Phoenix Preparatory High School for Girls	\$88,850	\$0	\$0	\$0	\$88,850
Phoenix Rising Free School	\$8,079	\$0	\$0	\$0	\$8,079
Phoenix, Special Programs and Academies	\$4,669	\$0	\$0	\$0	\$4,669
PS Academy Arizona	\$205,141	\$107,727	\$88,300	\$740,852	\$1,142,020
Pilgrim Lutheran School	\$891,202	\$145,849	\$9,979	\$4,484	\$1,051,513
Pleasantview Christian Elementary	\$50,956	\$8,609	\$196,955	\$5,473	\$261,993
Pope John XXIII Catholic School	\$0	\$0	\$9,400	\$0	\$9,400
Potter's House	\$13,826	\$0	\$0	\$0	\$13,826
Precious Lamb Christian School	\$89,613	\$0	\$8,925	\$0	\$98,538
Prescott Adventist Christian School	\$272,548	\$22,751	\$62,561	\$0	\$357,861
Primavera School	\$1,504,254	\$343,431	\$125,085	\$500	\$1,973,270
Primrose School at Palm Valley	\$27,973	\$0	\$0	\$0	\$27,973
Primrose School of Fletcher Heights	\$4,770	\$0	\$0	\$0	\$4,770
Promiseland Christian Preschool	\$0	\$0	\$0	\$750	\$750
Providence Classical School	\$641,359	\$0	\$4,534	\$0	\$645,893
Quality Interactive Montessori	\$341,457	\$222,255	\$200,472	\$12,180	\$776,364
Queen of Peace Catholic School	\$2,624,597	\$420,804	\$2,696,633	\$13,773	\$5,755,806
Rainbow Academy	\$191,766	\$0	\$0	\$0	\$191,766
Rainbow Montessori	\$17,051	\$0	\$0	\$0	\$17,051
Rancho Solano Schools	\$3,881,152	\$629,193	\$95,863	\$9,182	\$4,615,390
Red Earth Waldorf Kindergarten and Preschool	\$3,000	\$6,170	\$500	\$0	\$9,670
Red Mountain Montessori Academy	\$42,282	\$12,877	\$0	\$1,000	\$56,159
Red Rock Christian School	\$83,621	\$0	\$0	\$0	\$83,621
Red Sands Christian School	\$59,657	\$39,923	\$504,084	\$25,281	\$628,945
Redeemer Christian Academy (Southern)	\$84,922	\$0	\$17,058	\$0	\$101,980
Redeemer Christian School (Stapley)	\$1,744,404	\$229,142	\$238,452	\$8,779	\$2,220,777
Redeemer Lutheran School	\$2,856,252	\$532,518	\$315,428	\$7,850	\$3,712,048

Table 13
Estimated Total Scholarships by Private School CY1998 - FY2019

Private School	Original Individual	Switcher Individual	Low-Income Corporate	Disabled/Displaced Corporate	Total Scholarships
Renaissance Academy Tucson	\$684	\$0	\$0	\$0	\$684
Resurrection Lutheran Child Development Center	\$988,222	\$113,648	\$6,772	\$0	\$1,108,642
Rise & Shine Exceptional Services	\$11,640	\$4,060	\$500	\$2,500	\$18,700
Risen Savior Lutheran School	\$1,959,269	\$258,906	\$4,692	\$0	\$2,222,867
Rising Sun Montessori	\$1,615	\$0	\$0	\$0	\$1,615
River of Life Christian School	\$544,157	\$44,269	\$507,155	\$12,903	\$1,108,483
Rose Garden School	\$540	\$0	\$0	\$0	\$540
Running River School	\$150,446	\$33,650	\$107,927	\$0	\$292,023
S A R R C Community School	\$365,474	\$57,850	\$6,750	\$39,043	\$469,117
Sacred Heart Catholic School	\$7,157,249	\$1,318,514	\$1,859,753	\$0	\$10,335,516
Safford Adventist Christian School	\$61,008	\$0	\$0	\$0	\$61,008
Safford Christian Academy	\$238,031	\$1,243	\$0	\$0	\$239,274
Saguaro Hills Adventist Christian School	\$437,072	\$23,742	\$369,564	\$18,512	\$848,890
Saguaro Hills Christian School	\$326,468	\$0	\$10,625	\$0	\$337,093
Sahuarita Christian Academy	\$313,479	\$0	\$384,878	\$0	\$698,357
Salpointe Catholic High School	\$23,789,121	\$5,291,621	\$12,154,694	\$161,289	\$41,396,724
San Francisco de Asis Catholic School	\$2,958,451	\$906,871	\$1,137,626	\$0	\$5,002,948
San Miguel High School	\$3,741,424	\$1,171,869	\$11,351,538	\$2,100	\$16,266,931
San Tan Christian Academy	\$49,958	\$0	\$9,400	\$0	\$59,358
San Xavier Mission School	\$4,175,709	\$668,753	\$2,194,604	\$14,319	\$7,053,385
Santa Cruz Catholic School	\$2,677,803	\$499,989	\$5,779,680	\$91,772	\$9,049,244
Satori	\$1,113,112	\$152,546	\$12,231	\$5	\$1,277,894
Scottsdale Christian Academy	\$17,899,415	\$4,332,744	\$5,278,416	\$52,123	\$27,562,698
Scottsdale Country Day School	\$44,572	\$2,115	\$9,600	\$0	\$56,287
Scottsdale United Methodist Co-Op	\$16,876	\$1,960	\$1,725	\$0	\$20,561
Sedona Christian School	\$86,615	\$0	\$0	\$0	\$86,615
Sedona Montessori	\$4,378	\$0	\$0	\$0	\$4,378
Sedona Sky Academy	\$25,194	\$13,108	\$0	\$0	\$38,302
Seton Catholic High School	\$14,277,090	\$2,471,376	\$1,904,692	\$23,037	\$18,676,196
Shalom Montessori School	\$363,452	\$26,294	\$104,461	\$0	\$494,207
Shearim Torah High School	\$1,244,123	\$365,978	\$659,878	\$0	\$2,269,980
Sheila's Christian Academy "Minds in Motion"	\$85,676	\$31,664	\$0	\$0	\$117,340
Shepherd of the Desert Lutheran School	\$2,570,610	\$721,853	\$287,452	\$1,971	\$3,581,885
Shepherd of the Valley Lutheran Preschool (Kindergarten)	\$0	\$10,500	\$0	\$0	\$10,500
Shepherd's Christian Academy	\$6,388	\$0	\$0	\$0	\$6,388
Sherwood Village	\$25,802	\$0	\$0	\$0	\$25,802
Shiloh Christian School	\$359,760	\$0	\$2,821	\$0	\$362,581
Show Low Adventist Christian School	\$4,699	\$0	\$0	\$0	\$4,699
Sierra Academy of Scottsdale	\$58,163	\$12,428	\$0	\$5	\$70,596

Table 13
Estimated Total Scholarships by Private School CY1998 - FY2019

Private School	Original Individual	Switcher Individual	Low-Income Corporate	Disabled/Displaced Corporate	Total Scholarships
Sino International Montessori	\$3,010	\$490	\$0	\$0	\$3,500
Skyway Christian School	\$11,680	\$0	\$0	\$0	\$11,680
Smaller Scholars Montessori Academy	\$3,610	\$1,015	\$5,300	\$0	\$9,925
Smart Schools	\$196	\$0	\$0	\$0	\$196
Son Life Christian School	\$2,205	\$0	\$0	\$0	\$2,205
Sonoran International School	\$11,781	\$0	\$0	\$0	\$11,781
SonRise Christian School	\$79,037	\$0	\$0	\$0	\$79,037
Sonshine Christian School	\$112,846	\$31,752	\$99,550	\$0	\$244,148
Sonshine Preschool	\$0	\$0	\$0	\$12,618	\$12,618
Southwest Christian School	\$599,182	\$156,771	\$359,517	\$7,187	\$1,122,656
Southwest Indian School	\$230	\$0	\$0	\$15,248	\$15,478
Southwestern Christian School	\$2,584,365	\$263,176	\$454,307	\$21,166	\$3,323,014
Spectrum Private School	\$11,768	\$0	\$0	\$0	\$11,768
Spirit of Hope Montessori	\$198,552	\$34,305	\$1,590	\$0	\$234,447
Spondeo Montessori	\$12,815	\$6,594	\$0	\$0	\$19,409
Spring Ridge Academy	\$1,003	\$0	\$0	\$0	\$1,003
Ss. Peter and Paul Catholic School	\$4,444,906	\$930,584	\$2,024,198	\$33,857	\$7,433,545
Ss. Simon and Jude School	\$7,801,305	\$1,552,689	\$3,798,296	\$118,817	\$13,271,107
St. Agnes Catholic School	\$4,032,439	\$470,465	\$2,655,115	\$8,500	\$7,166,520
St. Alban's Pre-School & Kindergarten	\$32,968	\$0	\$3,550	\$0	\$36,518
St. Ambrose School	\$2,881,780	\$507,412	\$5,478,842	\$70,281	\$8,938,316
St. Andrew's Kindergarten	\$934,972	\$192,832	\$19,724	\$1,113	\$1,148,641
St. Anne's Little Flower Montessori	\$769,870	\$0	\$33,010	\$0	\$802,880
St. Anthony Catholic School	\$2,341,434	\$571,900	\$1,366,362	\$0	\$4,279,696
St. Anthony of Padua Catholic School	\$2,521,275	\$482,294	\$2,181,554	\$35,060	\$5,220,184
St. Augustine Catholic High School	\$3,879,345	\$1,035,026	\$5,351,550	\$255,056	\$10,520,978
St. Catherine of Sienna Catholic School	\$4,086,381	\$493,815	\$2,384,096	\$15,578	\$6,979,870
St. Charles Apache School	\$3,968,970	\$743,998	\$510,618	\$0	\$5,223,586
St. Cyril Catholic School	\$4,902,115	\$1,128,458	\$1,849,573	\$38,025	\$7,918,171
St. Daniel the Prophet School	\$1,617,520	\$0	\$84,044	\$0	\$1,701,564
St. Dominic Savio Academy	\$203,997	\$31,683	\$0	\$120,232	\$355,912
St. Elizabeth Ann Seton Catholic School	\$4,735,602	\$958,436	\$1,757,202	\$26,376	\$7,477,616
St. Francis Kindergarten	\$2,740	\$0	\$0	\$0	\$2,740
St. Francis of Assisi School	\$2,107,493	\$583,292	\$2,692,690	\$15,918	\$5,399,393
St. Francis Xavier Elementary School	\$7,167,765	\$1,954,939	\$2,870,586	\$21,653	\$12,014,943
St. Gregory Catholic School	\$5,296,244	\$903,380	\$3,366,055	\$17,912	\$9,583,590
St. James Preschool & Kindergarten	\$52,997	\$0	\$0	\$0	\$52,997
St. Jerome K-8 School	\$3,173,000	\$545,087	\$2,053,984	\$8,549	\$5,780,620
St. Joan of Arc Kindergarten	\$168,407	\$0	\$0	\$0	\$168,407

Table 13

Estimated Total Scholarships by Private School CY1998 - FY2019

Private School	Original Individual	Switcher Individual	Low-Income Corporate	Disabled/Displaced Corporate	Total Scholarships
St. John Bosco Catholic School	\$6,265,562	\$1,342,115	\$616,964	\$12,021	\$8,236,663
St. John Paul II Catholic High School	\$372,513	\$147,204	\$313,106	\$4,250	\$837,073
St. John the Evangelist School	\$3,494,516	\$529,658	\$8,375,539	\$42,752	\$12,442,466
St. John Vianney Catholic School	\$5,573,982	\$745,194	\$3,815,710	\$91,495	\$10,226,381
St. John XXIII Catholic School	\$5,539,053	\$1,413,135	\$385,970	\$1,240	\$7,339,398
St. Joseph Catholic School	\$2,722,532	\$652,939	\$2,513,731	\$50,828	\$5,940,030
St. Joseph's Catholic Montessori School	\$2,255,969	\$358,945	\$910,276	\$7,500	\$3,532,690
St. Louis the King Catholic School	\$4,096,776	\$439,123	\$4,717,535	\$40,927	\$9,294,361
St. Luke's Lutheran School	\$9,951	\$0	\$0	\$0	\$9,951
St. Luke's School	\$192,955	\$0	\$0	\$0	\$192,955
St. Maria Goretti School	\$1,063,937	\$214,604	\$46,531	\$5,500	\$1,330,572
St. Mark's Early Childhood Center	\$300,985	\$100,654	\$10,668	\$500	\$412,806
St. Mark's Preschool & Kindergarten	\$370,695	\$40,249	\$40,223	\$2,058	\$453,225
St. Mary Basha Catholic Elementary School	\$8,018,604	\$1,259,542	\$939,303	\$2,750	\$10,220,200
St. Mary's Catholic High School	\$2,974,179	\$1,334,727	\$7,027,880	\$18,100	\$11,354,886
St. Mary's High School	\$15,998,411	\$2,437,127	\$11,457,932	\$29,779	\$29,923,249
St. Matthew School	\$5,066,426	\$843,536	\$3,828,016	\$4,494	\$9,742,472
St. Maximilian Mary Kolbe School	\$587,634	\$10,206	\$44,688	\$0	\$642,528
St. Michael Indian School	\$3,496,500	\$680,243	\$1,058,274	\$1,500	\$5,236,517
St. Michael's Parish Day School	\$6,009,452	\$1,383,481	\$1,216,077	\$21,504	\$8,630,513
St. Odilia	\$187,405	\$0	\$0	\$0	\$187,405
St. Paul Lutheran School	\$39,087	\$0	\$0	\$0	\$39,087
St. Paul's Preparatory Academy	\$1,197,014	\$0	\$0	\$0	\$1,197,014
St. Peter Mission School	\$3,472,287	\$625,963	\$1,698,934	\$0	\$5,797,184
St. Peter's Montessori	\$610,284	\$193,918	\$110,989	\$0	\$915,191
St. Theresa Elementary School	\$5,460,672	\$1,144,908	\$564,568	\$3,015	\$7,173,163
St. Thomas Aquinas School	\$5,678,123	\$1,296,003	\$640,093	\$0	\$7,614,219
St. Thomas Lutheran School	\$101,149	\$0	\$0	\$0	\$101,149
St. Thomas the Apostle Catholic Pre-School & Kindergarten	\$1,204,011	\$698,580	\$699,429	\$13,247	\$2,615,268
St. Thomas the Apostle Catholic School	\$5,277,790	\$731,079	\$514,116	\$7,485	\$6,530,470
St. Timothy Catholic Academy (Alma School)	\$3,451,267	\$434,050	\$600,542	\$7,259	\$4,493,118
St. Timothy Catholic School	\$794,226	\$433,679	\$231,457	\$4,539	\$1,463,901
St. Vincent de Paul School	\$5,084,360	\$637,129	\$2,631,885	\$19,431	\$8,372,805
Stone Creek Christian Kindergarten	\$1,598	\$0	\$0	\$0	\$1,598
Summit School of Ahwatukee	\$4,215,428	\$1,487,100	\$166,437	\$12,000	\$5,880,965
Sunrise Montessori School	\$541,329	\$91,671	\$10,860	\$0	\$643,860
Sun and Shield Christian Academy	\$364,324	\$1,174	\$39,833	\$2,250	\$407,581
Sun Valley Indian School	\$166,536	\$25,275	\$95,260	\$0	\$287,071
Sun Valley Learning Center	\$596,505	\$22,154	\$59,477	\$0	\$678,136

Table 13
Estimated Total Scholarships by Private School CY1998 - FY2019

Private School	Original Individual	Switcher Individual	Low-Income Corporate	Disabled/Displaced Corporate	Total Scholarships
Suriya Montessori	\$563	\$0	\$0	\$0	\$563
Surrey Garden Christian School	\$3,718,332	\$0	\$60,985	\$0	\$3,779,317
Sylvan Learning Center	\$1,440	\$0	\$0	\$0	\$1,440
Tanque Verde Lutheran Preschool/Kindergarten	\$653,460	\$92,950	\$12,790	\$0	\$759,200
Taylor Made Prep	\$400	\$0	\$0	\$0	\$400
Tatum Ranchette Montessori	\$22,135	\$0	\$0	\$0	\$22,135
Tempe Adventist Christian School	\$154,464	\$0	\$0	\$0	\$154,464
Tempe Christian School	\$197,715	\$0	\$0	\$0	\$197,715
Tempe Montessori	\$768,877	\$140,008	\$229,772	\$8,080	\$1,146,738
Tesseract School	\$2,068,924	\$299,424	\$283,041	\$18,928	\$2,670,317
The Angel's Academy	\$4,357	\$0	\$76	\$0	\$4,433
The Beginning School	\$201,656	\$48,257	\$550	\$0	\$250,463
The Caepe School	\$195,541	\$36,485	\$152,125	\$3,821	\$387,972
The Family School	\$1,839,373	\$570,871	\$0	\$2,063	\$2,412,307
The French American School of Arizona	\$90,685	\$23,821	\$0	\$0	\$114,505
The Furnace - Crossroads Christian Education	\$9,548	\$3,065	\$10	\$0	\$12,624
The Goddard School	\$523,139	\$25,921	\$50	\$0	\$549,110
The Gregory School/St. Gregory College Preparatory	\$6,931,834	\$1,780,315	\$3,594,812	\$25,178	\$12,332,139
The IDEA School	\$140,302	\$80,418	\$448,879	\$32,164	\$701,763
The Jones-Gordon School	\$810,116	\$540,123	\$134,550	\$439,568	\$1,924,357
The Learning Lab	\$29,628	\$4,315	\$2,200	\$7,700	\$43,843
The Learning Pad	\$48,619	\$17,776	\$21,802	\$2,221	\$90,418
The Orme School	\$2,007,673	\$346,698	\$6,510	\$4,184	\$2,365,065
Three Hierarchs Academy of Arizona	\$23,410	\$9,767	\$110,600	\$0	\$143,778
The Scottsdale School	\$0	\$950	\$0	\$0	\$950
The Vine Preparatory Academy	\$10,750	\$20,850	\$58,400	\$0	\$90,000
The Weekday School	\$11,318	\$0	\$0	\$0	\$11,318
The Wiser Choice	\$3,897	\$0	\$3,365	\$0	\$7,262
Thrive Cultural Academy	\$3,579	\$2,737	\$0	\$0	\$6,316
Thunderbird Adventist Academy	\$2,980,744	\$279,698	\$842,268	\$30,611	\$4,133,321
Thunderbird Christian Elementary School	\$1,032,329	\$166,807	\$408,323	\$6,950	\$1,614,409
Torah Day School of Phoenix	\$2,038,484	\$2,529,302	\$6,097,727	\$229,111	\$10,894,625
Tree of Life Christian School	\$33,423	\$0	\$0	\$0	\$33,423
Tri-City Christian Academy	\$5,254,099	\$958,848	\$1,608,187	\$23,517	\$7,844,650
Tri-City Jewish Community Center Day School	\$300,794	\$0	\$0	\$0	\$300,794
Trinity Christian School	\$5,109,475	\$1,492,710	\$1,670,359	\$14,149	\$8,286,693
Trinity Classical Academy	\$563	\$0	\$0	\$0	\$563
Trinity Classical and Christian Academy	\$151,899	\$0	\$0	\$0	\$151,899
Trinity Kindergarten	\$178,602	\$3,840	\$0	\$0	\$182,442

Table 13
Estimated Total Scholarships by Private School CY1998 - FY2019

Private School	Original Individual	Switcher Individual	Low-Income Corporate	Disabled/Displaced Corporate	Total Scholarships
Trinity Lutheran School	\$4,181,002	\$735,543	\$258,210	\$4,628	\$5,179,383
Trinity United Methodist Kindergarten	\$246,178	\$24,674	\$139,078	\$4,329	\$414,260
Truly Free School	\$34,917	\$10,822	\$0	\$0	\$45,739
Truthful Beginnings	\$20,674	\$7,903	\$100	\$0	\$28,677
Tucson Baptist Academy	\$336,134	\$160,941	\$276,321	\$9,500	\$782,895
Tucson Community School	\$626,567	\$67,561	\$64,606	\$0	\$758,735
Tucson Hebrew Academy	\$8,450,625	\$2,055,701	\$2,171,372	\$500	\$12,678,198
Tucson Jewish Community Center	\$120,821	\$0	\$53,073	\$0	\$173,894
Tucson Waldorf School	\$2,128,017	\$785,905	\$1,715,151	\$54,900	\$4,683,973
Turning Point School	\$382,031	\$0	\$10,100	\$0	\$392,131
Tutor Time PreSchool & Kindergarten	\$3,500	\$0	\$3,500	\$0	\$7,000
United Christian School	\$490,505	\$224,388	\$26,109	\$0	\$741,002
Valiant College Preparatory	\$44,951	\$28,940	\$21,100	\$0	\$94,990
Valley Baptist School	\$73,306	\$19,749	\$14,560	\$0	\$107,615
Valley Cathedral Christian School	\$334,046	\$0	\$0	\$0	\$334,046
Valley Child Care & Learning Center	\$6,638	\$0	\$0	\$0	\$6,638
Valley Christian High School	\$16,103,608	\$2,440,728	\$3,801,233	\$103,740	\$22,449,309
Valley Christian Schools	\$1,651,968	\$891,399	\$1,065,442	\$25,555	\$3,634,363
Valley Classical Christian Academy	\$1,006,816	\$0	\$17,592	\$0	\$1,024,408
Valley Lutheran High School	\$4,909,589	\$910,074	\$642,269	\$28,480	\$6,490,413
Valley of the Sun Jewish Community Center School	\$106,600	\$0	\$0	\$0	\$106,600
Verde Christian Academy	\$3,045,006	\$799,632	\$391,300	\$43,711	\$4,279,648
Verde Valley Adventist School	\$195,709	\$19,637	\$115,739	\$11,786	\$342,870
Verde Valley School	\$791,948	\$76,800	\$46,130	\$4,213	\$919,091
Veritas Academy of Tucson	\$1,054,820	\$465,607	\$481,476	\$18,559	\$2,020,462
Veritas Christian Community School	\$2,781,497	\$645,118	\$311,023	\$2,500	\$3,740,138
Victorious Preschool & Kindergarten	\$45,880	\$1,423	\$6,105	\$0	\$53,408
Village Christian School	\$19,911	\$4,089	\$0	\$0	\$24,000
Ville de Marie Academy	\$2,195,758	\$618,478	\$601,555	\$17,772	\$3,433,563
Vision Christian Academy	\$293,917	\$54,624	\$52,717	\$0	\$401,258
Wellspring Education Center	\$12,610	\$0	\$0	\$0	\$12,610
West Side Private School	\$16,101	\$0	\$0	\$0	\$16,101
West Valley Adventist School	\$35,403	\$0	\$0	\$0	\$35,403
West Valley Christian School	\$1,689,031	\$428,001	\$1,036,829	\$83,682	\$3,237,543
Western Hills Baptist School	\$11,297	\$977	\$0	\$0	\$12,274
Westminster Academy	\$4,984	\$0	\$0	\$0	\$4,984
White Mountain Christian School	\$3,426	\$0	\$0	\$0	\$3,426
White Mountain Montessori School	\$163,542	\$28,794	\$34,625	\$0	\$226,961
Wickenburg Christian Academy (Legacy High)	\$1,509,318	\$513,208	\$868,877	\$7,256	\$2,898,658

Table 13
Estimated Total Scholarships by Private School CY1998 - FY2019

Private School	Original Individual	Switcher Individual	Low-Income Corporate	Disabled/Displaced Corporate	Total Scholarships
Wilkins Learning Center	\$12,192	\$8,534	\$0	\$0	\$20,726
Wings on Words	\$106,442	\$22,950	\$34,371	\$45,021	\$208,784
Woodbridge Private School	\$63,547	\$26,922	\$0	\$500	\$90,969
Word International Christian School	\$15,824	\$2,090	\$6,829	\$0	\$24,743
Word of Grace School for Young Children	\$18,503	\$0	\$0	\$0	\$18,503
Word of Life Christian School	\$40,829	\$3,165	\$0	\$0	\$43,994
Xavier College Preparatory	\$20,200,114	\$5,113,061	\$8,188,769	\$81,074	\$33,583,019
Yeshiva High School of Arizona	\$818,545	\$273,143	\$383,760	\$750	\$1,476,198
Young Disciples Christian Academy	\$29,467	\$10,969	\$149,145	\$0	\$189,580
Youthworks, Inc.	\$1,731	\$998	\$1,000	\$0	\$3,730
Yuma Adventist School	\$279,022	\$44,105	\$243,045	\$7,189	\$573,360
Yuma Catholic High School	\$5,833,402	\$1,001,551	\$11,115,445	\$37,910	\$17,988,308
Yuma Christian Academy	\$24,542	\$14,060	\$102,286	\$575	\$141,462
Yuma Lutheran School	\$4,341,361	\$1,163,135	\$1,830,522	\$110,508	\$7,445,527
TOTALS	\$842,718,727	\$180,988,179	\$339,125,511	\$29,103,506	\$1,391,935,923

Totals will not match data in other tables due to missing school information.