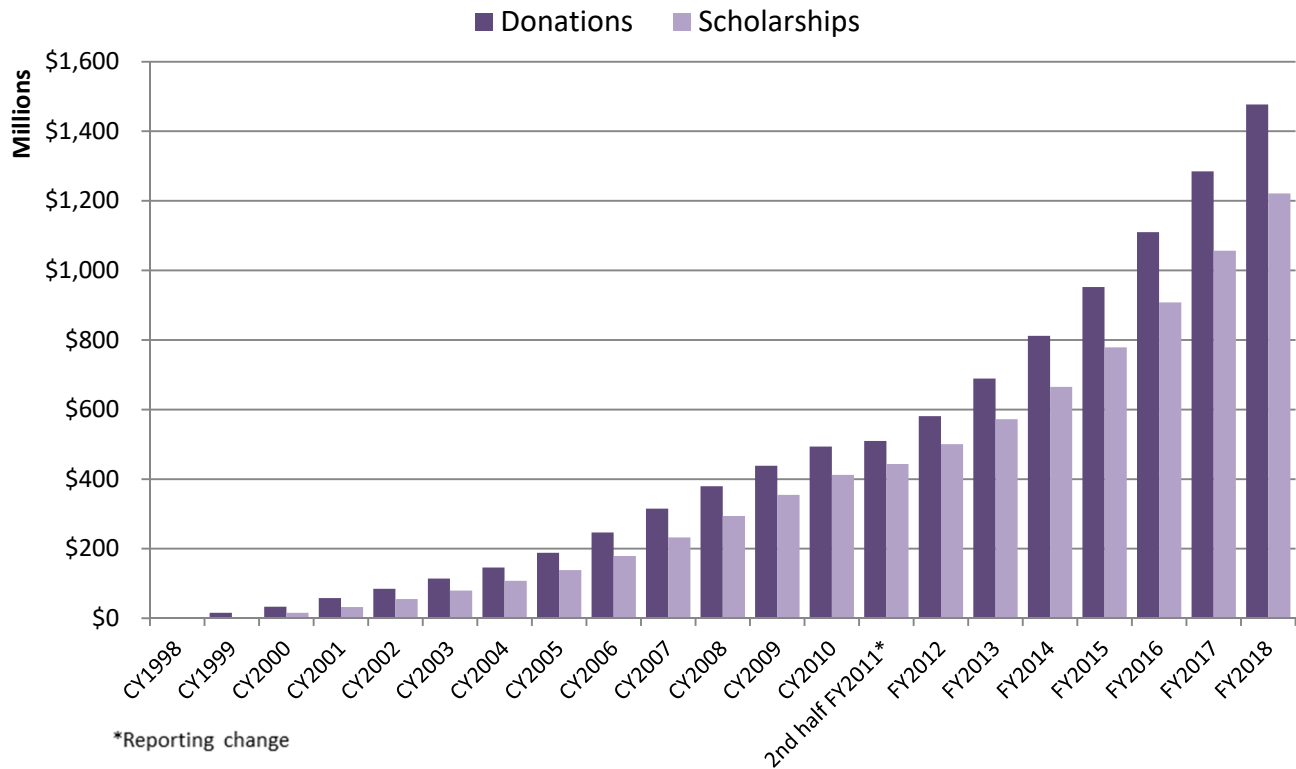


## SCHOOL TUITION ORGANIZATION INCOME TAX CREDITS IN ARIZONA SUMMARY OF ACTIVITY: FY2017/2018

Arizona provides four income tax credits for taxpayer donations to certified school tuition organizations (STOs) for the purpose of providing scholarships to students to attend Arizona private schools. Two credits are for donations made by individual taxpayers (original and switcher)<sup>1</sup> and two credits are for corporate donations (low-income and disabled/displaced)<sup>2</sup>. Corporate donations can be claimed as a tax credit against either the corporate income tax or the insurance premium tax. The tax credit programs have various start dates: the original individual tax credit program began in 1998, the low-income corporate program began in 2006, the disabled/displaced program began in 2009 and the switcher individual program began in 2012.

### Growth of All STO Tax Credit Programs



### TOTAL DONATIONS – ALL CREDIT PROGRAMS

Reporting Year	Original Individual Donations	Switcher Individual Donations	Low-Income Corporate Donations	Disabled-Displaced Corporate Donations	Total Donations
CY1998	\$1,815,798				\$1,815,798
CY1999	\$13,781,341				\$13,781,341
CY2000	\$17,701,284				\$17,701,284
CY2001	\$24,897,444				\$24,897,444
CY2002	\$26,512,683				\$26,512,683
CY2003	\$29,444,972				\$29,444,972
CY2004	\$31,846,494				\$31,846,494
CY2005	\$42,196,206				\$42,196,206

<sup>1</sup> A.R.S. §§ 43-1089 and 43-1089.03

<sup>2</sup> A.R.S. §§ 20-224.06 and 20-224.07 or A.R.S. §§ 43-1089.04, 43-1183 and 43-1184

Reporting Year	Original Individual Donations	Switcher Individual Donations	Low-Income Corporate Donations	Disabled-Displaced Corporate Donations	Total Donations
CY2006	\$51,012,326		\$7,260,800		\$58,273,126
CY2007	\$54,304,968		\$14,258,000		\$68,562,968
CY2008	\$55,260,728		\$9,122,121		\$64,382,849
CY2009	\$50,916,897		\$7,285,284	\$781,000	\$58,983,181
CY2010	\$43,163,214		\$11,123,657	\$956,880	\$55,243,751
2nd half FY2011 <sup>3</sup>	\$12,818,405		\$2,301,803	\$770,000	\$15,890,208
FY2012	\$51,918,033	\$23,975	\$19,135,987	\$283,000	\$71,360,995
FY2013	\$54,794,058	\$19,891,765	\$29,858,865	\$3,505,350	\$108,050,038
FY2014	\$58,129,582	\$26,060,133	\$35,831,808	\$2,925,845	\$122,947,368
FY2015	\$61,740,114	\$30,760,244	\$42,998,170	\$5,031,920 <sup>4</sup>	\$140,530,448
FY2016	\$65,436,399	\$35,522,660	\$51,597,869 <sup>5</sup>	\$5,000,000	\$157,556,928
FY2017	\$68,649,049	\$39,384,320	\$61,907,365	\$5,000,000	\$174,940,734
FY2018	\$70,485,289	\$42,087,496	\$74,503,720	\$5,000,000	\$192,076,505
<b>TOTAL</b>	<b>\$886,825,284</b>	<b>\$193,730,593</b>	<b>\$367,185,449</b>	<b>\$29,253,995</b>	<b>\$1,476,995,321</b>

#### TOTAL SCHOLARSHIPS – ALL CREDIT PROGRAMS

Reporting Year	Original Individual Scholarships	Switcher Individual Scholarships	Low-Income Corporate Scholarships	Disabled-Displaced Corporate Scholarships	Total Scholarships
CY1998	\$103,790				\$103,790
CY1999	\$2,196,734				\$2,196,734
CY2000	\$13,561,981				\$13,561,981
CY2001	\$16,484,958				\$16,484,958
CY2002	\$22,826,746				\$22,826,746
CY2003	\$24,428,197				\$24,428,197
CY2004	\$28,025,083				\$28,025,083
CY2005	\$30,863,153				\$30,863,153
CY2006	\$40,594,978		\$49,380		\$40,644,358
CY2007	\$48,561,687		\$4,597,823		\$53,159,510
CY2008	\$54,205,394		\$7,615,639		\$61,821,033
CY2009	\$52,126,882		\$7,849,824	\$625,335	\$60,602,041
CY2010	\$47,333,628		\$9,259,078	\$715,424	\$57,308,130
2 <sup>nd</sup> half of FY2011	\$27,881,253		\$3,300,990	\$66,837	\$31,249,080
FY2012	\$45,209,410		\$11,294,842	\$583,865	\$57,088,117
FY2013	\$48,873,359	\$4,681,192	\$17,556,127	\$731,231	\$71,841,909
FY2014	\$49,608,573	\$17,561,278	\$24,148,068	\$1,611,469	\$92,929,388
FY2015	\$54,655,984	\$24,261,494	\$31,006,331	\$3,581,873	\$113,505,682
FY2016	\$53,822,486	\$28,213,775	\$42,884,049	\$4,370,439	\$129,290,749
FY2017	\$58,005,669	\$32,990,297	\$51,751,384	\$5,750,839	\$148,498,189
FY2018	\$64,293,115	\$35,780,397	\$59,690,982	\$5,205,607	\$164,970,102
<b>TOTAL</b>	<b>\$783,663,060</b>	<b>\$143,488,433</b>	<b>\$271,004,517</b>	<b>\$23,242,919</b>	<b>\$1,221,398,930</b>

<sup>3</sup> The reporting period was changed from calendar year to fiscal year. For FY11, the first 6 months of donations was included in CY10 figures.

<sup>4</sup> Total donations reported for FY15 were greater than the cap due to monies received at the end of FY14 approved under the FY14 cap that were not deposited until FY15.

<sup>5</sup> Total donations reported for FY16 were greater than the cap due to a transfer of STO close-out monies from FY15.

## SCHOOL TUITION ORGANIZATIONS

Arizona law requires an STO to be certified by the Arizona Department of Revenue (ADOR) before it can begin collecting donations for tax credits. Separate individual and corporate certifications are required for an STO to collect donations from individual taxpayers and from corporation taxpayers. Table 1 (pg. 5) lists all STOs which were certified to collect individual and/or corporate donations during FY2018 and their initial certification date. A total of 72 STOs were certified to accept individual and/or corporate tax credit donations during FY2018. Seven STOs dissolved in FY2018.

STOs are required by statute to report the names, job titles and salaries of the three highest-paid employees. Of the STOs certified in FY2018, 43 (or 60%) were staffed by volunteers (three STOs did not submit an annual report). Table 1 (pg. 5) identifies the 28 STOs that reported salaries.

The STOs used 35 CPA firms to audit or review their FY2017<sup>6</sup> donation and scholarship activity, paying them \$345,556 in fees. The audit or review cost is listed for each STO in Table 1 (pg. 5). STOs paid as little as \$900 and as much as \$18,500 for their audit or review. These costs include audits or reviews for both individual and corporate receipts if the STO participated in both programs. If an STO did not receive donations during the fiscal year or in a prior fiscal year, an audit or review is not required.

STOs can allow individual donors to make recommendations when donating (although Arizona law prohibits STOs from awarding scholarships solely on the basis of donor recommendations). In FY2018, 39 of the 67 STOs certified to accept individual donations reported accepting donations with recommendations. This information is summarized in Table 1 (pg. 5).

### **CY1998 – FY2018 Donations and Scholarships by STO for All Credit Programs**

Table 2 (pg. 7) shows every organization that has received donations, with the total received by credit type, since 1998. The STOs that are highlighted are no longer operational.

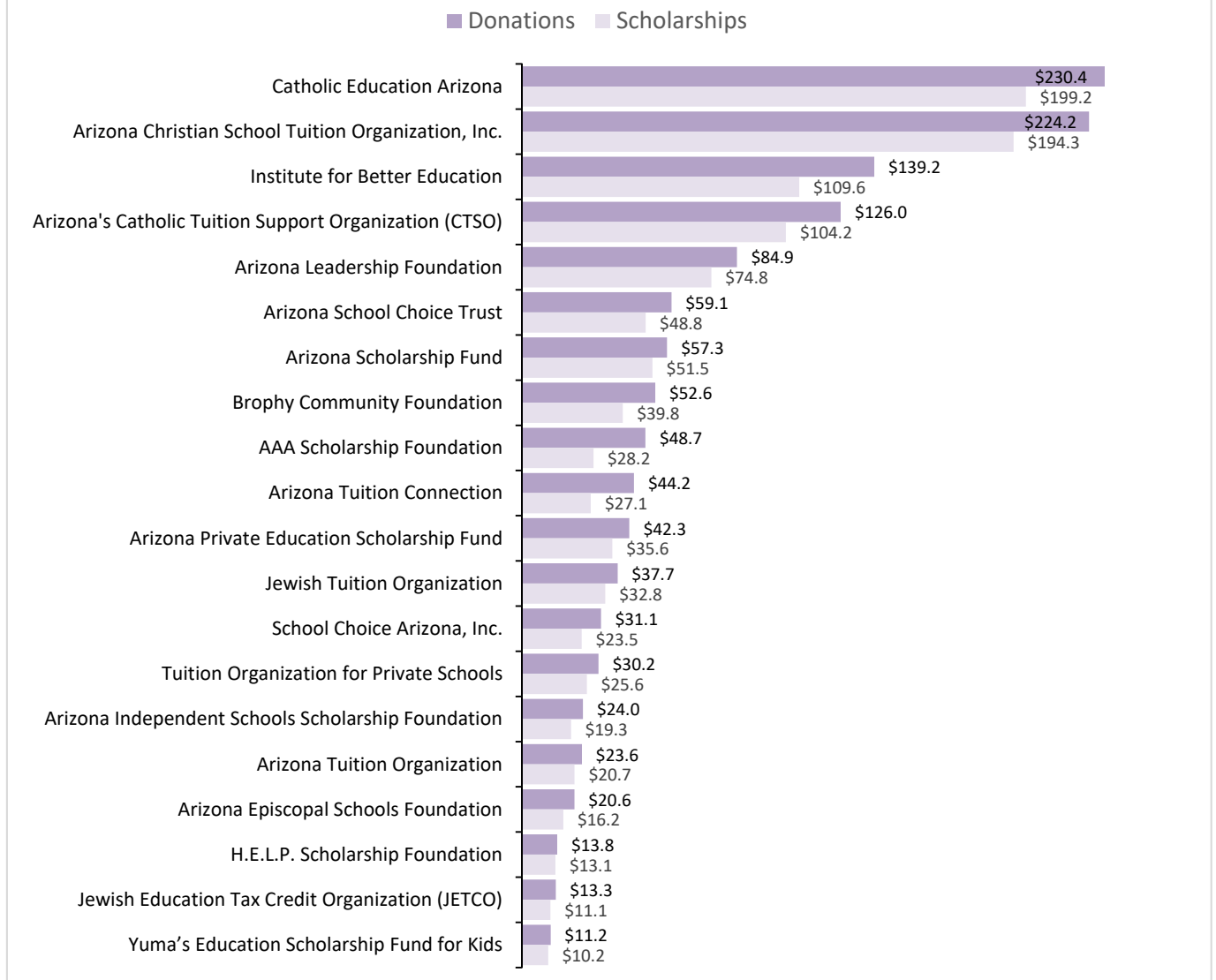
- Since 1998, Catholic Education Arizona has received the largest sum of donations from all four programs totaling \$230,415,449 or 16% of all donations.
- In FY2018, Arizona Christian School Tuition Organization, Inc. received the largest sum of donations from all four programs totaling \$23,494,464 or 12% of all donations.
- Since 1998, Catholic Education Arizona has paid the most in individual and corporate scholarships at \$199,205,309, or 16% of all scholarships.
- In FY2018, Arizona Christian School Tuition Organization paid the most in scholarships for all four programs at \$21,382,770 or 13% of all scholarships. Note that Table 2 does not include future allocated scholarships.

The following chart shows the top 20 STOs by total donations received from CY1998 through FY2018 along with their total scholarships awarded.

---

<sup>6</sup> STOs pay for the audit or review in the year following the fiscal year for which the audit or review was completed. FY2017 audits and reviews were paid for in FY2018, the cost of which was reported on the FY2018 annual reports.

## Top 20 STOs by Total Donations CY1998 - FY2018 (Millions of Dollars)



### Reserving Scholarships for Students in Future Years

STOs are required to allocate at least 90% of their tax credit donations to provide scholarships in each of the four donation programs. Tax credit donations received in a fiscal year must be allocated to scholarships within the following two fiscal years. Allocate means to both award scholarships in the current year and to reserve money for an award for the following year or a future multiyear scholarship for a specific student. In FY2018, STOs reported reserving \$79,595,775 in total from the four programs for specific students in future years. It should be noted that a portion of the reserved future year awards reported by STOs may be for scholarships to be awarded in the upcoming academic year. The breakdown of future reserved scholarships for each tax credit program by STO is included in the corresponding FY2018 tax credit program tables.

**Table 1**  
**School Tuition Organizations Certified to Receive Tax Credit Donations in FY2018**

School Tuition Organization	Individual Certified	Corporate Certified	Highest Paid Employees FY18			CPA for FY18	Cost of FY18 Audit/Review	Accepts Donation Recommendations
			Salary 1	Salary 2	Salary 3			
PrivateSchoolScholarships.org	3/12/2018	3/12/2018				not required	--	YES
100 Percent AZ	11/17/2017	11/17/2017				James E. Raftery, CPA, PC	\$0	YES
123TaxCredit.com	4/25/2017	4/25/2017				Eide Bailly	\$9,000	YES
A Degree for Me, Inc.	5/23/2017	5/23/2017				K & R Tax Accounting Services.,L.L.C.	\$0	YES
AAA Scholarship Foundation	12/10/2012	12/10/2012	\$71,847	\$60,446	\$59,294	SGCash, LLC	\$11,570	
Academic Opportunity of Arizona	12/15/2015	4/15/2014	\$41,000			Ullmann & Company	\$3,430	
Alumnus School Tuition Organization	1/27/2015	1/26/2016				Ullmann & Company	\$3,414	
America's Scholarship Konnection Inc	4/14/2016	4/14/2016	\$20,996	\$20,645	\$9,000	Atlas CPSs &Advisors PLLC	\$4,500	YES
Arizona Adventist Scholarships, Inc.	1/01/2011	7/01/2012	\$14,166			Ullmann & Company	\$2,830	YES
Arizona Christian School Tuition Organization, Inc.	1/01/2011		\$60,394	\$73,307	\$59,049	Romek, Sanders & Company, P.C.	\$8,950	
Arizona Community Foundation School Tuition Organization	4/02/2013	4/02/2013	\$15,000	\$20,000		Mayer, Hoffman, McCann PC	\$18,500	
Arizona Education and Scholarship Opportunity Program	12/31/2013	12/31/2013				Ullmann & Company	\$0	YES
Arizona Education First	10/31/2014	10/31/2014				Dorothy Reinert	\$3,500	YES
Arizona Education Scholarship Foundation	1/01/2011	9/29/2010	\$62,500			Ullmann & Company	\$8,682	YES
Arizona Episcopal Schools Foundation	1/01/2011	7/29/2010				Regier Carr & Monroe LLP (RCM)	\$14,500	
Arizona Independent Schools Scholarship Foundation	1/01/2011	7/29/2010				Roberts-Alexonis Group	\$8,000	
Arizona International Academy Scholarship Fund	1/01/2011	6/30/2015				Mary Ronning	\$4,400	YES
Arizona Leadership Foundation		3/09/2011	\$38,769	\$85,000		Semple, Marchal & Cooper, LLP	\$10,730	N/A
Arizona Lutheran Scholarship Organization	1/01/2011	6/01/2016				Ullmann & Company	\$2,955	YES
Arizona Private Education Scholarship Fund	1/01/2011	7/29/2010	\$96,196	\$66,005	\$54,618	Monica Stern	\$12,200	YES
Arizona Private School Tuition Organization	5/03/2018	5/03/2018				not required	--	
Arizona School Choice Trust	1/01/2011	7/29/2010	\$121,000	\$134,520	\$70,000	Ullmann & Company	\$9,310	
Arizona Tax Credit	8/14/2014	11/05/2015	\$36,000	\$36,000		Romek, Sanders & Company, P.C.	\$5,461	YES
Arizona Tuition	2/16/2018	2/16/2018				Ullmann & Company	\$0	YES
Arizona Tuition Assistance Program	5/10/2017	5/10/2017				not required	--	
Arizona Tuition Connection	2/01/2013	2/01/2013	\$185,000	\$94,318	\$44,705	Farber Hass Hurley LLP	\$9,200	YES
Arizona Tuition Organization	1/01/2011	7/29/2010	\$77,083	\$15,000		Monica Stern	\$6,500	YES
Arizona Waldorf Scholarship Foundation	1/01/2011	7/01/2012				Addington & Associates, PLLC	\$5,000	YES
Arizona's Catholic Tuition Support Organization (CTSO)	1/01/2011	7/29/2010	\$96,635	\$37,918	\$48,294	Beach Fleishman PC	\$11,000	
Best Student Fund	1/01/2011	7/01/2012				Eide Bailly	\$9,100	
Brophy Community Foundation	1/01/2011	7/29/2010	\$43,375	\$40,000	\$19,294	TULL, FORSBERG & OLSON	\$12,975	
Catholic Education Arizona	1/01/2011	7/29/2010	\$131,500	\$90,000	\$60,000	Eide Bailly	\$13,500	
Chabad Tuition Organization	1/01/2011	7/29/2010				Seely, Mullins & Associated, P.C.	\$3,800	
Christ Lutheran School Tuition Organization	1/01/2011	7/29/2010				Fester and Chapman	\$4,500	
Christian Scholarship Foundation	1/01/2011	7/29/2010				Schutte & Hilgendorf PLLC	\$2,900	YES
Christian Scholarship Fund of Arizona	1/01/2011	7/29/2010				HENRY J FORTINO, CPA, PC	\$1,000	YES
Cochise Christian School Tuition Organization	1/01/2011	2/24/2011				Scott Meyer	\$2,600	YES
Community Tuition Grant Organization, Inc.	5/10/2018	5/10/2018				not required	--	
Corporate Tax Foundation		4/14/2011				Eide Bailly	\$9,500	N/A
Dynamite Montessori Foundation	1/01/2011	8/18/2010				Khalsa McBrearty Accountancy, LLP	\$7,195	YES
Education Liberty Fund	5/15/2015	5/15/2015				Dorothy Reinert	\$900	YES
Financial Assistance for Independent Schools	1/01/2011	7/29/2010				Ullmann & Company	\$3,495	
Foundation for Corporate Tax Credit		4/15/2011				Roberts-Alexonis Group	\$3,350	N/A
Greater Arizona Inc.	12/04/2017	6/27/2017	\$23,183			not required	--	
Independent Schools Corporate Tax Foundation		3/23/2011				Eide Bailly	\$9,500	N/A

**Table 1**  
**School Tuition Organizations Certified to Receive Tax Credit Donations in FY2018**

School Tuition Organization	Individual Certified	Corporate Certified	Highest Paid Employees FY18			CPA for FY18	Cost of FY18 Audit/Review	Accepts Donation Recommendations
			Salary 1	Salary 2	Salary 3			
Institute for Better Education (IBE)	1/01/2011	7/29/2010	\$89,212	\$58,178	\$54,027	Romek, Sanders & Company, P.C.	\$7,825	
Jewish Education Tax Credit Organization (JETCO)	1/01/2011	7/29/2010	\$88,000	\$60,000		HBL	\$11,503	
Jewish Tuition Organization	1/01/2011	6/14/2011				Johnson Lawdahl Endres, PLLC	\$10,600	
Lexington Education Foundation (between 1/7/18 and 2/18/19)	3/09/2018	3/09/2018				Ullmann & Company	--	
Lexington Education Foundation (prior to Jan 7, 2018)	3/24/2016	6/02/2016	\$36,000			Ullmann & Company	--	
Life Development Institute Education Fund	1/01/2011	7/29/2010				Ullmann & Company	--	
Lutheran Education Foundation	1/01/2011	7/29/2010				Ullmann & Company	\$3,156	
Montessori Scholarship Organization	1/01/2011	7/01/2012	\$3,000	\$9,800	\$4,355	Grass, Coffey and Scharlau	\$5,500	YES
Next Generation School Tuition Organization	7/18/2016	7/18/2016				Ullmann & Company	\$2,453	YES
Northern Arizona Christian School Scholarship Fund	1/01/2011	10/07/2010	\$12,000			Schutte & Hilgendorf PLLC	\$2,950	YES
Northern Lights Student Tuition Organization	6/15/2018	6/15/2018				not required	--	
Orme Primavera Schools Foundation	1/01/2011					Schutte & Hilgendorf PLLC	\$2,800	
Pappas Kids Schoolhouse Foundation	1/01/2011	8/03/2010	\$58,760			William Bridgeman	\$0	
Private School Tuition Fund 123	4/03/2017	4/03/2017	\$20,500	\$16,500		James E. Raftery, CPA, PC	\$0	YES
Scholarships for Educational Excellence Foundation	1/03/2011					Law and Reed, CPA's	\$925	YES
School Choice Arizona, Inc.	1/01/2011	7/29/2010	\$44,720	\$30,000	\$10,179	Mike McLaren, Ronald Blue & Trust	\$6,840	
School Tuition Association of Yuma	1/01/2011	7/29/2010				R & A CPAs	\$5,750	YES
School Tuition Organization 4 Kidz	3/29/2018	3/29/2018				Ullmann & Company	\$3,900	YES
Schools With Heart Foundation	1/01/2011	8/19/2010				Kevin M. Allen, CPA	\$1,350	
Southern Arizona Foundation for Education - SAFE Lutheran	1/01/2011	4/15/2014				Addington & Associates, PLLC	\$2,000	YES
Southwest Tuition Organization 4 Kids	1/26/2018	1/26/2018				not required	--	
Students First Foundation	10/02/2015	9/21/2016				James E. Raftery, CPA, PC	\$0	YES
Tuition Organization for Private Schools	1/01/2011	7/29/2010	\$70,000	\$25,000		Romek, Sanders & Company, P.C.	\$7,125	YES
Valley Tuition Organization	6/01/2016	6/01/2016	\$6,000			James E. Raftery, CPA, PC	\$2,000	YES
White Mountain Montessori Tuition Support Organization	3/03/2017	3/03/2017				Michael Wilber of Wilber & Longenbaugh, PLLC	\$1,550	YES
White Mountain Tuition Support Foundation	1/01/2011	9/02/2010	\$16,920			Michael W. Wilber, CPA	\$2,550	YES
Yuma's Education Scholarship Fund for Kids	1/01/2011	7/01/2012				Vicki L. Sanders	\$6,833	YES

**Table 2**  
**Donations and Scholarships by School Tuition Organizations CY1998 - FY2018**

School Tuition Organization	1ST Year	Original Individual		Switcher Individual		Low-Income Corporate		Disabled/Displaced Corporate		TOTALS	
		Donations	Scholarships	Donations	Scholarships	Donations	Scholarships	Donations	Scholarships	Donations	Scholarships
IPrivateSchoolScholarships.org	2018	\$10,036	\$0	\$8,681	\$0	\$0	\$0	\$0	\$0	\$18,717	\$0
100 Percent AZ	2017	\$4,122	\$0	\$2,892	\$0	\$0	\$0	\$0	\$0	\$7,014	\$0
123TaxCredit.com	2017	\$43,363	\$4,271	\$44,109	\$4,271	\$10,000	\$0	\$0	\$0	\$97,472	\$8,542
A Better Choice Tax Credit	2019	\$0	\$0	\$0	\$0	\$0	\$0	\$0	\$0	\$0	\$0
A Degree for Me, Inc.	2017	\$16,152	\$5,500	\$14,394	\$367	\$0	\$0	\$0	\$0	\$30,546	\$5,867
AAA Scholarship Foundation	2012	\$0	\$0	\$0	\$0	\$45,812,140	\$26,254,183	\$2,887,000	\$1,915,012	\$48,699,140	\$28,169,196
Academic Opportunity of Arizona	2014	\$130,085	\$32,553	\$116,967	\$36,317	\$186,650	\$123,898	\$1,067,500	\$440,511	\$1,501,202	\$633,279
Alternative Schools Scholarship Fund	2003	\$114,156	\$109,686	\$0	\$0	\$0	\$0	\$0	\$0	\$114,156	\$109,686
Alumnus School Tuition Organization	2015	\$45,777	\$22,000	\$32,935	\$17,559	\$0	\$0	\$0	\$0	\$78,712	\$39,559
America's Scholarship Konnection Inc.	2016	\$33,999	\$18,622	\$32,474	\$14,572	\$1,587,000	\$112,223	\$288,000	\$95,424	\$1,941,473	\$240,841
Arizona Adventist Scholarships, Inc.	1999	\$6,653,284	\$6,394,590	\$521,190	\$430,314	\$2,500	\$2,250	\$0	\$0	\$7,176,974	\$6,827,155
Arizona Christian School Tuition Organization, Inc.	1998	\$186,718,208	\$165,691,637	\$37,479,613	\$28,646,983	\$0	\$0	\$0	\$0	\$224,197,822	\$194,338,620
Arizona Community Foundation School Tuition Organization	2013	\$802,801	\$515,035	\$595,973	\$509,072	\$6,010,000	\$5,186,882	\$1,280,750	\$1,182,484	\$8,689,524	\$7,393,474
Arizona Education Alliance	2012	\$0	\$0	\$0	\$0	\$0	\$0	\$0	\$0	\$0	\$0
Arizona Education and Scholarship Opportunity Program	2013	\$211,317	\$114,100	\$133,743	\$10,446	\$3,550,000	\$2,882,980	\$0	\$0	\$3,895,060	\$3,007,527
Arizona Education First	2014	\$299,785	\$195,658	\$184,631	\$110,595	\$85,000	\$72,200	\$0	\$0	\$569,416	\$378,453
Arizona Education Scholarship Foundation	2010	\$2,847,767	\$2,160,283	\$1,726,031	\$860,342	\$330,000	\$195,106	\$0	\$0	\$4,903,798	\$3,215,731
Arizona Episcopal Schools Foundation	1999	\$13,517,993	\$11,800,661	\$2,322,594	\$1,630,154	\$4,786,522	\$2,792,705	\$0	\$0	\$20,627,109	\$16,223,521
Arizona Independent Schools Scholarship Foundation	1998	\$13,801,021	\$12,828,151	\$3,405,762	\$2,960,337	\$6,779,895	\$3,491,864	\$0	\$0	\$23,986,678	\$19,280,352
Arizona International Academy Scholarship Fund	2001	\$957,592	\$837,206	\$151,766	\$162,680	\$55,000	\$55,043	\$0	\$0	\$1,164,358	\$1,054,929
Arizona Leadership Foundation	2011	\$0	\$0	\$0	\$0	\$71,526,916	\$64,422,505	\$13,394,800	\$10,355,459	\$84,921,716	\$74,777,964
Arizona Lutheran Scholarship Organization	2002	\$3,009,497	\$2,654,268	\$784,794	\$609,363	\$0	\$0	\$0	\$0	\$3,794,291	\$3,263,631
Arizona Native Scholastic and Enrichment Resource Founda	1999	\$402,996	\$277,287	\$0	\$0	\$0	\$0	\$0	\$0	\$402,996	\$277,287
Arizona Private Education Scholarship Fund	1999	\$26,790,258	\$22,861,538	\$10,113,428	\$8,337,059	\$3,688,100	\$2,919,650	\$1,744,700	\$1,478,840	\$42,336,486	\$35,597,087
Arizona Private School Tuition Organization	2018	\$0	\$0	\$0	\$0	\$0	\$0	\$0	\$0	\$0	\$0
Arizona Scholarship & Grants Organization	1999	\$6,775	\$0	\$0	\$0	\$0	\$0	\$0	\$0	\$6,775	\$0
Arizona Scholarship Fund	1998	\$51,256,056	\$46,117,009	\$4,922,141	\$4,436,123	\$1,055,491	\$951,320	\$16,800	\$15,746	\$57,250,488	\$51,520,198
Arizona Scholarships & Tuition	1998	\$23,075	\$26,360	\$0	\$0	\$0	\$0	\$0	\$0	\$23,075	\$26,360
Arizona School Choice Trust	1998	\$21,890,885	\$20,343,228	\$3,434,058	\$2,230,693	\$31,710,385	\$24,500,913	\$2,030,247	\$1,748,599	\$59,065,575	\$48,823,433
Arizona Tax Credit	2014	\$1,774,970	\$1,357,165	\$1,093,703	\$803,699	\$214,000	\$192,600	\$0	\$0	\$3,082,672	\$2,353,464
Arizona Tax Credit for Education	2015	\$0	\$0	\$0	\$0	\$0	\$0	\$0	\$0	\$0	\$0
Arizona Tuition	2018	\$19,558	\$3,000	\$15,961	\$0	\$0	\$0	\$0	\$0	\$35,519	\$3,000
Arizona Tuition Assistance Program	2017	\$0	\$0	\$0	\$0	\$0	\$0	\$0	\$0	\$0	\$0
Arizona Tuition Connection	2013	\$14,477,095	\$10,346,338	\$9,675,057	\$5,572,241	\$19,953,500	\$11,091,256	\$60,000	\$54,000	\$44,165,652	\$27,063,835
Arizona Tuition Organization	2004	\$18,941,344	\$16,870,778	\$4,641,726	\$3,779,821	\$0	\$0	\$0	\$0	\$23,583,070	\$20,650,599
Arizona Waldorf Scholarship Foundation	2001	\$2,586,303	\$2,198,223	\$640,980	\$422,988	\$150,000	\$133,581	\$0	\$0	\$3,377,283	\$2,754,793
Arizona Youth Education Scholarships	2011	\$0	\$0	\$0	\$0	\$135,800	\$122,209	\$0	\$0	\$135,800	\$122,209
Arizona's Catholic Tuition Support Organization (CTSO)	1999	\$70,942,662	\$62,836,036	\$13,893,292	\$10,399,307	\$40,294,820	\$30,174,172	\$835,500	\$823,064	\$125,966,274	\$104,232,579
Best Student Fund	2001	\$3,262,600	\$2,970,777	\$631,746	\$492,230	\$500,000	\$284,700	\$0	\$0	\$4,394,346	\$3,747,707
Bret Reed Freesmeyer Memorial Scholarship Fund	2001	\$426,736	\$492,962	\$0	\$0	\$0	\$0	\$0	\$0	\$426,736	\$492,962
Brophy Community Foundation	1998	\$19,711,045	\$16,825,888	\$5,331,093	\$3,836,699	\$27,584,400	\$19,097,226	\$0	\$0	\$52,626,538	\$39,759,813
Carden Schools Scholarship Fund	1998	\$57,980	\$55,067	\$0	\$0	\$0	\$0	\$0	\$0	\$57,980	\$55,067
Catholic Community Foundation for the Diocese of Phoenix	2018	\$0	\$0	\$0	\$0	\$0	\$0	\$0	\$0	\$0	\$0
Catholic Education Arizona	1998	\$161,492,532	\$147,280,866	\$29,310,198	\$21,802,106	\$39,612,719	\$30,122,337	\$0	\$0	\$230,415,449	\$199,205,309
Center for Educational Scholarships	2019	\$0	\$0	\$0	\$0	\$0	\$0	\$0	\$0	\$0	\$0
Chabad Tuition Organization	2000	\$2,749,018	\$2,448,673	\$725,710	\$707,084	\$181,500	\$120,450	\$0	\$0	\$3,656,228	\$3,276,207
Chaparral Mission Scholarship Fund	2001	\$1,460,480	\$1,527,304	\$0	\$0	\$3,000	\$3,000	\$0	\$0	\$1,463,480	\$1,530,304
Children's Scholarship Network of Arizona	2008	\$164,211	\$156,647	\$0	\$0	\$330,000	\$323,438	\$0	\$0	\$494,211	\$480,085
Christ Lutheran School Tuition Organization	2000	\$3,286,350	\$3,130,830	\$620,111	\$549,648	\$0	\$0	\$0	\$0	\$3,906,461	\$3,680,478
Christian Scholarship Foundation	1999	\$3,804,018	\$3,581,041	\$406,790	\$363,554	\$211,000	\$197,925	\$0	\$0	\$4,421,808	\$4,142,520
Christian Scholarship Fund of Arizona	1998	\$5,816,220	\$5,222,406	\$402,308	\$269,284	\$90,000	\$71,902	\$0	\$0	\$6,308,528	\$5,563,592
Classical Christian Scholarship Fund	2003	\$249,968	\$207,891	\$0	\$0	\$0	\$0	\$0	\$0	\$249,968	\$207,891
Clickable Institute of Technology and Entrepreneurship	2018	\$0	\$0	\$0	\$0	\$0	\$0	\$0	\$0	\$0	\$0
Cochise Christian School Tuition Organization	2002	\$6,306,533	\$6,046,659	\$1,264,376	\$1,148,067	\$151,000	\$150,598	\$0	\$0	\$7,721,909	\$7,345,324
Community Tuition Grant Organization, Inc.	2018	\$0	\$0	\$0	\$0	\$0	\$0	\$0	\$0	\$0	\$0

Highlighted STOs are no longer operational

**Table 2**  
**Donations and Scholarships by School Tuition Organizations CY1998 - FY2018**

School Tuition Organization	1ST Year	Original Individual		Switcher Individual		Low-Income Corporate		Disabled/Displaced Corporate		TOTALS	
		Donations	Scholarships	Donations	Scholarships	Donations	Scholarships	Donations	Scholarships	Donations	Scholarships
Corporate Tax Foundation	2011	\$0	\$0	\$0	\$0	\$6,063,333	\$2,550,804	\$0	\$0	\$6,063,333	\$2,550,804
Corporations Reducing Student Tuition	2014	\$0	\$0	\$0	\$0	\$0	\$0	\$0	\$0	\$0	\$0
Diversity Leadership Institute	2012	\$0	\$0	\$0	\$0	\$0	\$0	\$0	\$0	\$0	\$0
Dynamite Montessori Foundation	2001	\$738,149	\$675,646	\$212,099	\$198,144	\$5,000	\$3,900	\$6,920	\$7,228	\$962,168	\$884,918
Educare Scholarship Fund	1999	\$847,957	\$817,733	\$0	\$0	\$0	\$0	\$0	\$0	\$847,957	\$817,733
Education Liberty Fund	2015	\$21,271	\$8,122	\$11,986	\$6,364	\$0	\$0	\$0	\$0	\$33,257	\$14,486
Engelhardt/Pappas Foundation	1999	\$1,219,231	\$1,123,034	\$0	\$0	\$0	\$0	\$0	\$0	\$1,219,231	\$1,123,034
Financial Assistance for Independent Schools	2000	\$4,587,589	\$4,008,645	\$1,256,480	\$1,067,730	\$852,500	\$632,664	\$935,000	\$779,210	\$7,631,568	\$6,488,249
Flagstaff Scholarship Fund	2001	\$1,752,439	\$1,610,865	\$0	\$0	\$1,392,500	\$1,316,020	\$0	\$0	\$3,144,939	\$2,926,885
Foundation for Corporate Tax Credit	2011	\$0	\$0	\$0	\$0	\$872,000	\$890,380	\$0	\$0	\$872,000	\$890,380
Foundation for Lutherans Interested in Funding Education	2002	\$432,551	\$428,851	\$0	\$0	\$0	\$0	\$0	\$0	\$432,551	\$428,851
Foundation for Montessori Scholarships	1999	\$522,654	\$473,808	\$0	\$0	\$0	\$0	\$0	\$0	\$522,654	\$473,808
Funds for Kids	2013	\$537,708	\$485,461	\$284,321	\$255,588	\$65,000	\$58,500	\$0	\$0	\$887,029	\$799,549
Gateway Academy	2019	\$0	\$0	\$0	\$0	\$0	\$0	\$0	\$0	\$0	\$0
Greater Arizona Inc.	2017	\$0	\$0	\$0	\$0	\$467,000	\$328,356	\$0	\$0	\$467,000	\$328,356
H.E.L.P. Scholarship Foundation	1998	\$13,032,282	\$12,369,660	\$806,204	\$730,432	\$10,605	\$9,480	\$0	\$0	\$13,849,091	\$13,109,572
Higher Education STO	2011	\$366,767	\$317,748	\$126,206	\$116,169	\$10,000	\$9,000	\$0	\$0	\$502,973	\$442,917
Independent Schools Corporate Tax Foundation	2011	\$0	\$0	\$0	\$0	\$7,273,334	\$3,562,847	\$0	\$0	\$7,273,334	\$3,562,847
Institute for Better Education	1998	\$101,169,363	\$82,362,260	\$29,590,192	\$19,543,597	\$7,358,364	\$6,490,790	\$1,106,398	\$1,162,138	\$139,224,317	\$109,558,785
Investing in Children of Arizona Scholarship Fund	2003	\$6,875	\$0	\$0	\$0	\$0	\$0	\$0	\$0	\$6,875	\$0
Jewish Education Tax Credit Organization (JETCO)	1999	\$9,896,908	\$8,332,845	\$2,364,140	\$1,754,982	\$1,015,000	\$1,054,871	\$0	\$0	\$13,276,048	\$11,142,699
Jewish Tuition Organization	1999	\$27,391,371	\$25,360,751	\$7,120,728	\$5,411,692	\$3,219,796	\$2,056,761	\$0	\$0	\$37,731,895	\$32,829,204
Just Friends of Education	2009	\$7,600	\$6,070	\$0	\$0	\$0	\$0	\$0	\$0	\$7,600	\$6,070
Lexington Education Foundation	2016	\$42,615	\$33,529	\$15,809	\$12,270	\$10,000	\$8,495	\$30,000	\$25,585	\$98,424	\$79,879
Life Development Institute Education Fund	2006	\$368,495	\$366,187	\$134,972	\$119,013	\$65,000	\$58,500	\$45,000	\$39,816	\$613,467	\$583,516
Lutheran Education Foundation	1998	\$3,125,478	\$2,955,102	\$187,525	\$150,159	\$0	\$0	\$0	\$0	\$3,313,003	\$3,105,261
Maranatha Christian Co-Op Tuition Fund	1998	\$21,630	\$3,926	\$0	\$0	\$0	\$0	\$0	\$0	\$21,630	\$3,926
Montessori Centre School Tuition Organization	2000	\$361,549	\$349,867	\$0	\$0	\$0	\$0	\$0	\$0	\$361,549	\$349,867
Montessori Charity Foundation	2019	\$0	\$0	\$0	\$0	\$0	\$0	\$0	\$0	\$0	\$0
Montessori Scholarship Organization	2000	\$5,344,355	\$5,109,703	\$1,036,857	\$673,662	\$0	\$0	\$0	\$0	\$6,381,212	\$5,783,365
Montessori School Tuition Organization	1999	\$43,400	\$38,900	\$0	\$0	\$0	\$0	\$0	\$0	\$43,400	\$38,900
Next Generation School Tuition Organization	2017	\$9,430	\$3,124	\$10,293	\$4,876	\$0	\$0	\$0	\$0	\$19,723	\$8,000
Northern Arizona Christian School Scholarship Fund	1998	\$5,800,070	\$4,922,300	\$1,291,889	\$933,754	\$479,012	\$444,739	\$0	\$0	\$7,570,971	\$6,300,793
Northern Lights Student Tuition Organization	2018	\$0	\$0	\$0	\$0	\$0	\$0	\$0	\$0	\$0	\$0
Orme Primavera Schools Foundation	1999	\$3,312,929	\$3,114,318	\$546,551	\$514,845	\$0	\$0	\$0	\$0	\$3,859,480	\$3,629,163
Pappas Kids Schoolhouse Foundation	2005	\$3,928,311	\$3,475,755	\$1,799,487	\$1,626,797	\$911,232	\$823,420	\$0	\$0	\$6,639,029	\$5,925,973
Parkside Christian Learning Center	2012	\$0	\$0	\$0	\$0	\$0	\$0	\$0	\$0	\$0	\$0
Patagonia Scholarship Fund	1999	\$76,154	\$62,713	\$0	\$0	\$0	\$0	\$0	\$0	\$76,154	\$62,713
Pinetop Tuition Support Organization	2006	\$152,954	\$132,757	\$20,160	\$14,161	\$5,000	\$5,000	\$0	\$0	\$178,114	\$151,918
Private School Tuition Fund 123	2017	\$160,810	\$100,192	\$74,199	\$38,428	\$400,600	\$337,055	\$0	\$0	\$635,609	\$475,675
Scholarships for Educational Excellence Foundation	2009	\$766,135	\$752,781	\$256,303	\$158,637	\$0	\$0	\$0	\$0	\$1,022,438	\$911,418
School Choice Arizona, Inc.	2006	\$5,163,531	\$3,294,111	\$1,341,990	\$851,184	\$23,817,265	\$18,655,185	\$820,500	\$682,809	\$31,143,287	\$23,483,288
School Tuition Association of Yuma	1999	\$4,196,201	\$3,827,370	\$591,835	\$530,125	\$2,346,600	\$2,155,396	\$0	\$1,250	\$7,134,635	\$6,514,141
School Tuition Organization 4 Kidz	2018	\$16,866	\$12,587	\$8,905	\$7,023	\$0	\$0	\$0	\$0	\$25,771	\$19,609
Schools With Heart Foundation	1999	\$4,721,791	\$4,439,893	\$1,134,627	\$1,037,744	\$0	\$0	\$0	\$0	\$5,856,418	\$5,477,637
Shepherd of the Desert Education Foundation	2000	\$2,056,279	\$1,933,866	\$387,441	\$330,131	\$0	\$0	\$0	\$0	\$2,443,720	\$2,263,997
Southern Arizona Foundation for Education-SAFE Lutheran	1998	\$4,321,287	\$4,328,846	\$173,544	\$157,412	\$0	\$0	\$0	\$0	\$4,494,831	\$4,486,259
Southwest Tuition Organization 4 Kids	2018	\$0	\$0	\$0	\$0	\$0	\$0	\$0	\$0	\$0	\$0
Students First Foundation	2015	\$25,482	\$29,555	\$15,976	\$11,757	\$0	\$0	\$0	\$0	\$41,458	\$41,312
Tempe Montessori Parent's Organization	2000	\$1,327,668	\$1,285,596	\$6,000	\$13,633	\$0	\$0	\$0	\$0	\$1,333,668	\$1,299,229
Tempe Montessori School Tuition Organization	2011	\$157,233	\$41,843	\$0	\$0	\$16,000	\$0	\$0	\$0	\$173,233	\$41,843
Tesseract Tuition Organization	1998	\$146,315	\$24,250	\$0	\$0	\$0	\$0	\$0	\$0	\$146,315	\$24,250
The Leadership Consortium	2011	\$0	\$0	\$0	\$0	\$0	\$0	\$0	\$0	\$0	\$0
The Zisel Tovah Foundation	2016	\$535	\$535	\$500	\$500	\$0	\$0	\$0	\$0	\$1,035	\$1,035
Tuition Organization for Private Schools	2004	\$19,482,814	\$16,841,489	\$5,157,550	\$3,707,911	\$2,966,045	\$2,741,719	\$2,544,880	\$2,290,908	\$30,151,289	\$25,582,027

Highlighted STOs are no longer operational



**Table 2**  
**Donations and Scholarships by School Tuition Organizations CY1998 - FY2018**

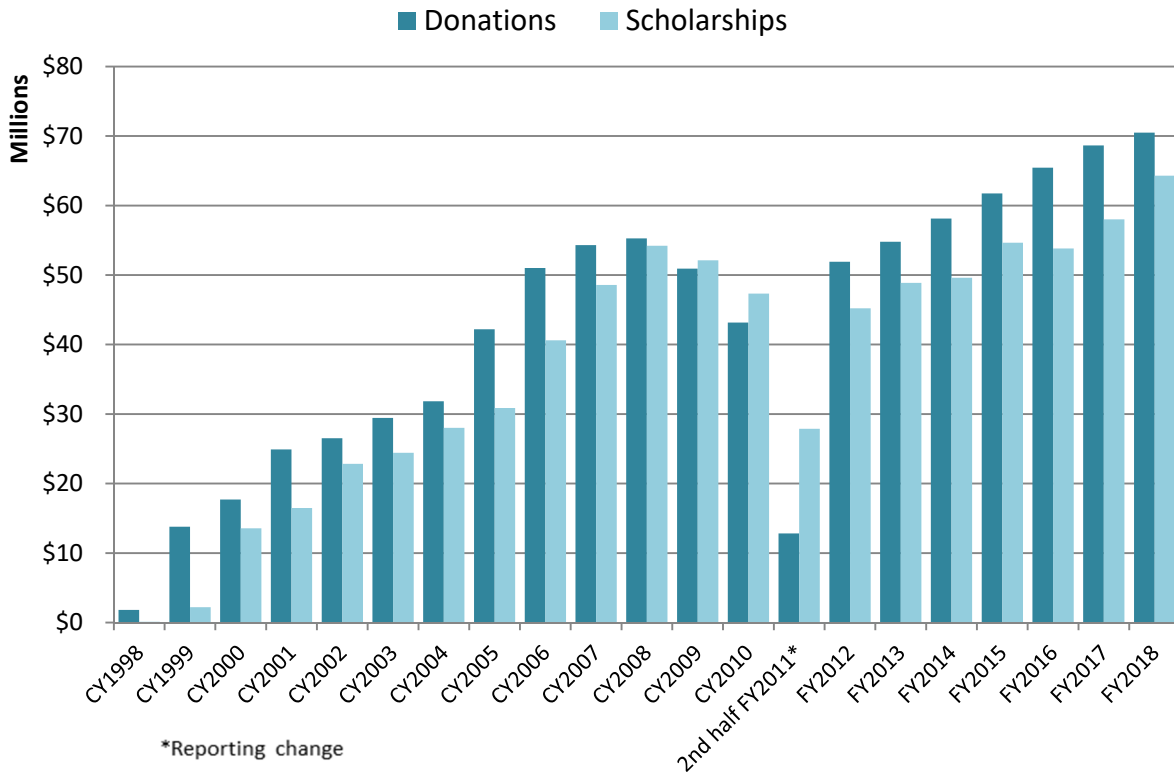
School Tuition Organization	1ST Year	Original Individual		Switcher Individual		Low-Income Corporate		Disabled/Displaced Corporate		TOTALS	
		Donations	Scholarships	Donations	Scholarships	Donations	Scholarships	Donations	Scholarships	Donations	Scholarships
Valley Lutheran Scholarship Organization	2004	\$1,148,000	\$1,149,711	\$137,641	\$124,572	\$130,000	\$116,018	\$0	\$0	\$1,415,641	\$1,390,301
Valley Tuition Organization	2016	\$57,685	\$13,763	\$47,243	\$35,633	\$182,500	\$61,567	\$0	\$0	\$287,428	\$110,963
VVBC Christian Education Fund	1999	\$324,519	\$317,182	\$0	\$0	\$0	\$0	\$0	\$0	\$324,519	\$317,182
Walter T. Beamis Scholarship Foundation	1999	\$11,371	\$4,000	\$0	\$0	\$0	\$0	\$0	\$0	\$11,371	\$4,000
White Mountain Montessori Tuition Support Organization	2017	\$24,806	\$6,250	\$13,411	\$5,000	\$5,000	\$5,000	\$0	\$0	\$43,217	\$16,250
White Mountain Tuition Support Foundation	2004	\$2,261,764	\$1,990,194	\$685,679	\$435,786	\$5,000	\$0	\$0	\$0	\$2,952,443	\$2,425,980
Yo Creo	2011	\$0	\$0	\$0	\$0	\$0	\$0	\$0	\$0	\$0	\$0
Yuma's Education Scholarship Fund for Kids	2003	\$8,219,488	\$7,751,171	\$2,200,623	\$1,754,744	\$654,425	\$578,934	\$160,000	\$144,837	\$11,234,536	\$10,229,685
<b>TOTALS</b>		<b>\$886,825,283</b>	<b>\$783,663,058</b>	<b>\$193,730,593</b>	<b>\$143,488,432</b>	<b>\$367,185,449</b>	<b>\$271,004,517</b>	<b>\$29,253,995</b>	<b>\$23,242,921</b>	<b>\$1,476,995,321</b>	<b>\$1,221,398,928</b>

Highlighted STOs are no longer operational

## ORIGINAL INDIVIDUAL INCOME TAX CREDIT PROGRAM

Arizona allows an individual income tax credit for donations made to STOs that provide scholarships to private schools. There were 67 STOs certified to receive individual donations in FY2018. The original individual income tax credit for contributions to school tuition organizations is governed by A.R.S. § 43-1089 and Chapter 16 in Title 43. The maximum credit amounts are adjusted each year for inflation. For tax year 2018 the original individual income tax credit was \$555 (for single, unmarried head of household and married filing separate taxpayers) and \$1,110 (for married filing joint taxpayers). The original individual scholarship is available to K-12 students and preschool students with disabilities. The scholarship amount cannot exceed the cost of tuition for an academic year.

### Growth in Original Individual Credit Program

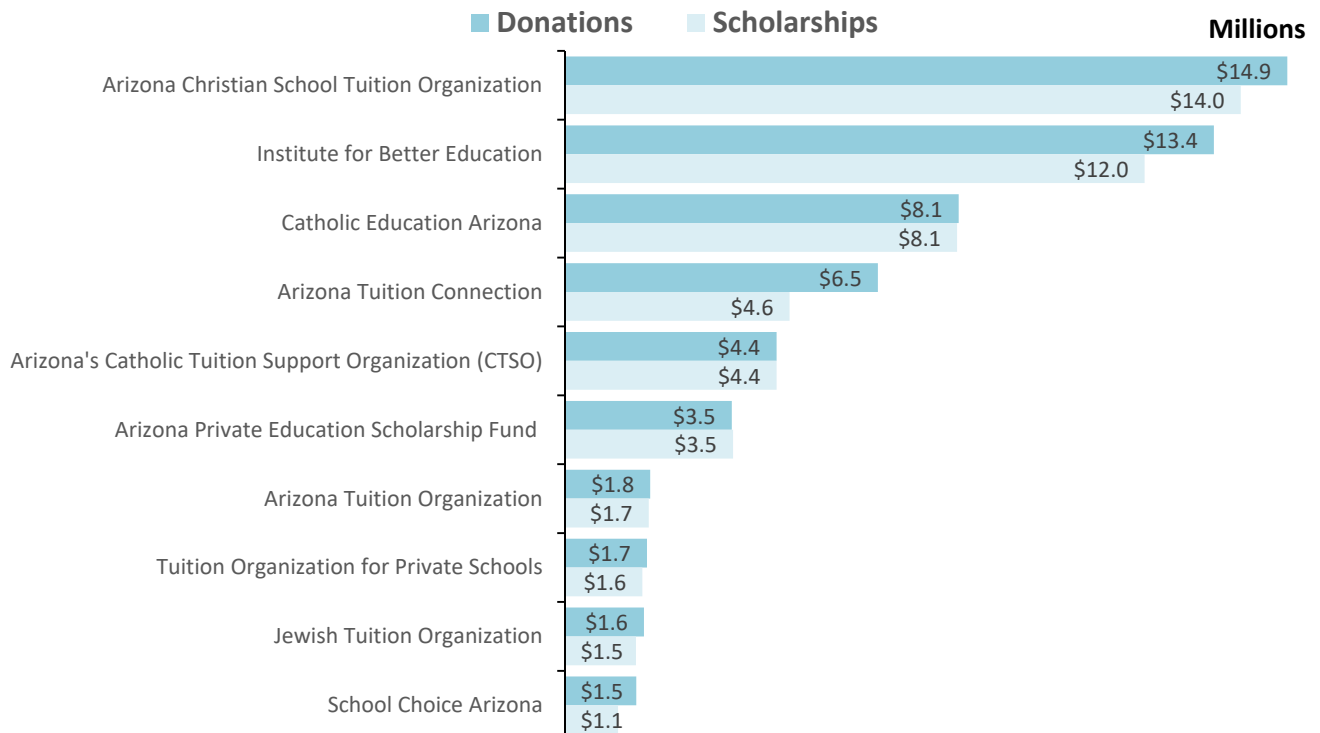


The following table shows the number of STOs collecting original individual donations in each period, the number of donations and the amount of tax credit donations. The percentage change is calculated for prior year amounts reported. No percentage change is calculated for FY2011 as this is the first fiscal year reporting period. The table also shows the number of STOs providing original individual scholarships in each period, the number of scholarships and the amount of scholarships paid. (For calendar years prior to 2003, the numbers are soft; reporting was not statutorily-required at that time.) As with the donations data, no percentage change is calculated for FY2011 as this was the first fiscal year reporting period. Please note that the number of scholarships paid does not equate to the number of students receiving scholarships. Many families seek scholarships from multiple STOs, resulting in one child being counted several times in the scholarship counts.

**ORIGINAL INDIVIDUAL INCOME TAX CREDIT PROGRAM**

Reporting Year	Original Individual Donations				Original Individual Scholarships			
	# of STOs	# donations	\$ Amount	% change	# of STOs	# scholarships	\$ Amount	% change
CY1998	16	4,248	\$1,815,798		4	128	\$103,790	
CY1999	33	32,023	\$13,781,341		19	3,207	\$2,196,734	
CY2000	36	38,249	\$17,701,284	28.4%	32	15,081	\$13,561,981	517.4%
CY2001	43	46,696	\$24,897,444	40.7%	39	18,049	\$16,484,958	21.6%
CY2002	43	52,203	\$26,512,683	6.5%	43	19,582	\$22,826,746	38.5%
CY2003	51	58,122	\$29,444,972	11.1%	49	20,134	\$24,428,197	7.0%
CY2004	53	63,830	\$31,846,494	8.2%	51	21,146	\$28,025,083	14.7%
CY2005	53	69,239	\$42,196,206	32.5%	51	22,529	\$30,863,153	10.1%
CY2006	56	73,617	\$51,012,326	20.9%	52	24,678	\$40,594,978	31.5%
CY2007	55	76,065	\$54,304,968	6.5%	55	27,153	\$48,561,687	19.6%
CY2008	55	78,434	\$55,260,728	1.8%	54	28,327	\$54,205,394	11.6%
CY2009	54	73,430	\$50,916,897	-7.9%	52	27,592	\$52,126,882	-3.8%
CY2010	53	62,940	\$43,163,214	-15.2%	54	26,430	\$47,333,628	-9.2%
FY2011	50	74,681	\$51,408,122		50	24,039	\$46,091,539	
FY2012	49	76,739	\$51,918,033	1.0%	50	23,828	\$45,209,410	-1.9%
FY2013	48	76,098	\$54,794,058	5.5%	47	25,462	\$48,873,359	8.1%
FY2014	49	80,893	\$58,129,582	6.1%	48	26,972	\$49,608,573	1.5%
FY2015	52	80,933	\$61,740,114	6.2%	50	29,792	\$54,655,984	10.2%
FY2016	55	86,513	\$65,436,399	6.0%	50	31,345	\$53,822,486	-1.5%
FY2017	55	88,316	\$68,649,049	4.9%	53	32,585	\$58,005,669	7.8%
FY2018	59	91,475	\$70,485,289	2.7%	58	34,632	\$64,293,115	10.8%

**Top 10 STOs by FY2018 Original Individual Donations**



### **FY2018 Original Individual Donations and Scholarships**

Table 3 (pg. 16) shows the number, amount and average<sup>7</sup> of the FY2018 original individual donations received by STO. In addition, the number and amount of scholarships paid by STO as well as the average scholarships<sup>8</sup> and number of schools receiving scholarships is included. This table also provides the number and amount of original individual future reserved scholarships reported by each STO.

- Arizona Christian School Tuition Organization received the most original individual donations in both number and amount of 18,799 donations (21% of the total) for \$14,928,585 (21% of the total).
- Arizona School Choice Trust received the largest average original individual donation amount of \$961.
- Arizona Christian School Tuition Organization paid the highest amount of original individual scholarships (\$13,966,079 or 22% of the total) and awarded the largest number of scholarships (6,721 scholarships or 19% of the total).
- Alumnus School Tuition Organization awarded the largest average original individual scholarship of \$17,000.
- Institute for Better Education awarded original individual scholarships to a total of 175 schools.
- Ten STOs provided original individual scholarships to the required minimum of two private schools.

There were two STOs that received donations but did not pay scholarships in FY2018. Both were certified during FY2018. STOs must allocate 90% of the tax credit donations to scholarships within two fiscal years after receipt of the donations.

There were three STOs that provided original individual scholarships to only one private school. When verifying an STO's compliance with the statutory requirement to not limit scholarships to only one school, both the original and switcher scholarship programs are reviewed together. Based on information provided by the STOs, one was considered in violation and had 90 days to correct the issue.

### **Future Reserved Original Individual Scholarships**

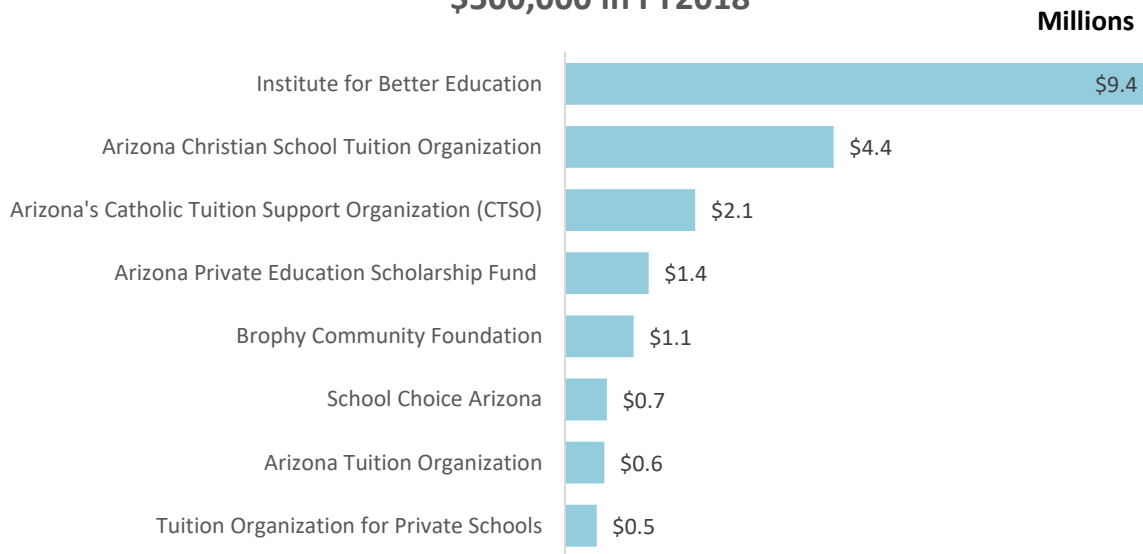
STOs also reserved scholarships for specific students for future years. Twenty-two STOs reserved an additional \$21,698,738 in the original individual donation program for 11,762 students. Institute for Better Education reported reserving the largest amount of original individual donations for future year scholarships of \$9,431,473 for 5,430 students. Please note that a portion of the reserved future year awards reported by STOs may be for scholarships to be awarded in the upcoming academic year.

---

<sup>7</sup> Because STOs will receive donations in a fiscal year that will include two tax years, the average donation amount may fall between the two tax year donation caps.

<sup>8</sup> The STO average scholarship calculation will include double counting if a student attends two different private schools during the year and an STO awards the student scholarships to both schools.

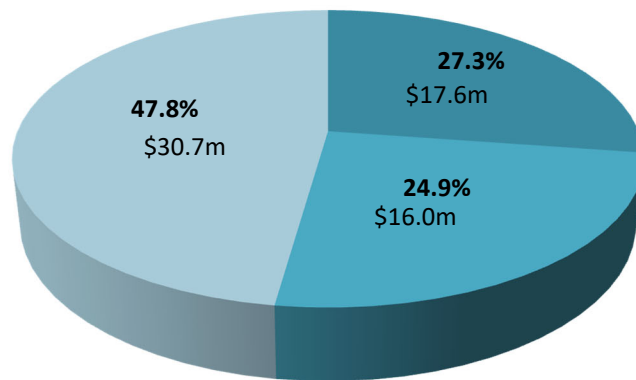
## Future Reserved Original Individual Scholarships Greater than \$500,000 in FY2018



### FY2018 Original Individual Scholarships by Income Level

STOs are required to report the percentage of scholarship dollars that go to families with income of 185% or less of poverty level and the percentage of scholarship dollars that go to families with income ranging from above 185% of poverty level to 342.25% of poverty level. For the 2017-2018 academic year, 342.25% of the federal poverty level for a household of four was \$84,194.

### Overall Share of FY2018 Original Individual Scholarships by Family Income



- Families with income up to 185% of poverty level
- Families with income from 185% to 342.25% of poverty level
- Families with income greater than 342.25% of poverty level

Table 4 (pg. 18) shows the income level percentages for each STO. One organization gave 100% of their original individual scholarships to children in families with income of 185% or less of poverty level while twelve STOs gave 100% of their scholarships to children in families with income up to 342.25% of poverty

level. There were sixteen STOs that gave more than 50% of their original individual scholarships to children of families with income greater than 342.25% of poverty level.

### Original Individual Credit Program 90/10 Calculation

All STOs certified to collect original individual donations in FY2018 were evaluated as to their status in relation to the requirement that 90% of all revenue must be paid out in scholarships. From an administrative viewpoint, no STO is expected to pay out 90% of donations it receives in the current year for scholarships the same year. There will always be a lag between revenue received and revenue paid out and it does not mean that an STO with a percentage of less than 90% is in violation of the law. The 90% requirement is evaluated using two different methods: 1) a review of total donations and scholarships over the life of the STO and 2) calculating 90% of credit donations received in a particular fiscal year and tracking the amount to be awarded within the following two fiscal years. The following table shows the lifetime percentage calculated based on total donations and scholarships (method #1) for those STOs certified to receive original individual donations in FY2018.

### Original Individual Credit Program Lifetime 90/10 Ratios

School Tuition Organization	Ratio	School Tuition Organization	Ratio
123TaxCredit.com	9.8%	Cochise Christian School Tuition Organization	97.9%
A Degree for Me, Inc.	34.1%	Dynamite Montessori Foundation	97.1%
Academic Opportunity of Arizona	25.1%	Education Liberty Fund	41.6%
Alumnus School Tuition Organization	53.5%	Financial Assistance for Independent Schools	87.5%
America's Scholarship Konnection Inc	55.1%	Institute for Better Education	90.7%
Arizona Adventist Scholarships, Inc.	96.8%	Jewish Education Tax Credit Organization (JETCO)	86.0%
Arizona Christian School Tuition Organization	91.0%	Jewish Tuition Organization	92.8%
Arizona Community Foundation School Tuition Organization	88.0%	Lexington Education Foundation	72.8%
Arizona Education and Scholarship Opportunity Program	54.3%	Life Development Institute Education Fund	102.0%
Arizona Education First	66.5%	Lutheran Education Foundation	95.0%
Arizona Episcopal Schools Foundation	87.6%	Montessori Scholarship Organization	98.4%
Arizona Independent Schools Scholarship Foundation	93.1%	Next Generation School Tuition Organization	36.9%
Arizona International Academy Scholarship Fund	89.6%	Northern Arizona Christian School Scholarship Fund	85.2%
Arizona Lutheran Scholarship Organization	92.8%	Orme Primavera Schools Foundation	92.9%
Arizona Private Education Scholarship Fund	90.4%	Pappas Kids Schoolhouse Foundation	88.6%
Arizona School Choice Trust	94.5%	Private School Tuition Fund 123	62.3%
Arizona Tuition	15.3%	Scholarships for Educational Excellence Foundation	102.3%
Arizona Tuition Connection	71.1%	School Choice Arizona	76.6%
Arizona Tuition Organization	92.4%	School Tuition Association of Yuma	91.5%
Arizona Waldorf Scholarship Foundation	89.8%	School Tuition Organization 4 Kidz	81.8%
Arizona's Catholic Tuition Support Organization (CTSO)	91.6%	Schools With Heart Foundation	93.9%
Best Student Fund	91.9%	Southern Arizona Foundation for Education - SAFE Lutheran	101.0%
Brophy Community Foundation	91.2%	Students First Foundation	86.0%

<b>School Tuition Organization</b>	<b>Ratio</b>	<b>School Tuition Organization</b>	<b>Ratio</b>
Catholic Education Arizona	91.2%	Tuition Organization for Private Schools	89.1%
Chabad Tuition Organization	89.3%	Valley Tuition Organization	23.9%
Christ Lutheran School Tuition Organization	96.7%	White Mountain Montessori Tuition Support Organization	26.9%
Christian Scholarship Foundation	94.5%	White Mountain Tuition Support Foundation	88.5%
Christian Scholarship Fund of Arizona	89.9%	Yuma's Education Scholarship Fund for Kids	97.8%

Eight STOs have lifetime ratios below 50.0 because they are newer STOs; their scholarships should increase significantly within the next year or two. Three STOs have a percentage greater than 100% because scholarships were paid with revenue that was not tax credit donations or due to reserved scholarships for specific students in future years. These percentages are being monitored annually and if STOs with low percentages do not improve, ADOR will review that program to determine the reason. Based on the yearly 90% calculation (method #2), there are currently no STOs in violation of the 90% requirement.

**Table 3**  
**FY2018 Original Individual Donations and Scholarships by School Tuition Organization**

School Tuition Organization	Donations			Scholarships				Future Reserved Scholarships	
	#	\$ Amount	Average	#	\$ Amount	Average	# of Schools	#	\$ Amount
PrivateSchoolScholarships.org	15	10,036	\$669	0	0		0	0	\$0
100 Percent AZ	5	4,122	\$824	0	0		0	0	\$0
123TaxCredit.com	51	43,363	\$850	3	4,271	\$1,424	3	0	\$0
A Degree for Me, Inc.	24	16,152	\$673	11	5,500	\$500	3	0	\$0
Academic Opportunity of Arizona	84	68,476	\$815	9	28,916	\$3,213	7	0	\$0
Alumnus School Tuition Organization	21	12,320	\$587	1	17,000	\$17,000	1	0	\$0
America's Scholarship Konnection Inc	19	16,533	\$870	16	15,600	\$975	7	0	\$0
Arizona Adventist Scholarships, Inc.	447	323,715	\$724	290	283,370	\$977	12	32	\$23,256
Arizona Christian School Tuition Organization	18,799	14,928,585	\$794	6,721	13,966,079	\$2,078	121	1,924	\$4,381,648
Arizona Community Foundation School Tuition Organization	263	208,018	\$791	109	208,361	\$1,912	27	0	\$0
Arizona Education and Scholarship Opportunity Program	101	72,067	\$714	33	64,627	\$1,958	5	0	\$0
Arizona Education First	75	57,587	\$768	7	18,000	\$2,571	2	0	\$0
Arizona Education Scholarship Foundation	989	813,481	\$823	735	761,183	\$1,036	62	190	\$150,950
Arizona Episcopal Schools Foundation	1,133	809,952	\$715	157	615,725	\$3,922	5	0	\$0
Arizona Independent Schools Scholarship Foundation	976	816,153	\$836	205	696,749	\$3,399	3	0	\$0
Arizona International Academy Scholarship Fund	73	66,811	\$915	19	82,207	\$4,327	6	0	\$0
Arizona Lutheran Scholarship Organization	546	427,596	\$783	313	372,714	\$1,191	9	176	\$125,182
Arizona Private Education Scholarship Fund	4,111	3,450,759	\$839	1,603	3,475,351	\$2,168	92	752	\$1,369,330
Arizona School Choice Trust	851	817,714	\$961	172	401,199	\$2,333	49	112	\$305,923
Arizona Tax Credit	669	592,293	\$885	271	462,368	\$1,706	41	9	\$23,221
Arizona Tuition	26	19,558	\$752	5	3,000	\$600	2	0	\$0
Arizona Tuition Connection	8,439	6,467,330	\$766	2,393	4,641,723	\$1,940	158	0	\$0
Arizona Tuition Organization	2,135	1,763,028	\$826	908	1,734,044	\$1,910	11	369	\$646,629
Arizona Waldorf Scholarship Foundation	431	302,392	\$702	107	250,022	\$2,337	3	56	\$102,038
Arizona's Catholic Tuition Support Organization (CTSO)	6,193	4,373,716	\$706	2,395	4,376,133	\$1,827	27	1,087	\$2,127,274
Best Student Fund	168	140,142	\$834	26	27,774	\$1,068	2	0	\$0
Brophy Community Foundation	1,712	1,344,361	\$785	393	1,102,025	\$2,804	20	351	\$1,122,575
Catholic Education Arizona	11,070	8,136,123	\$735	5,447	8,102,463	\$1,488	37	0	\$0
Chabad Tuition Organization	371	264,980	\$714	58	246,150	\$4,244	6	0	\$0
Christ Lutheran School Tuition Organization	210	155,986	\$743	100	217,856	\$2,179	3	0	\$0
Christian Scholarship Foundation	180	119,932	\$666	196	261,294	\$1,333	2	0	\$0
Christian Scholarship Fund of Arizona	246	158,566	\$645	47	111,920	\$2,381	5	0	\$0
Cochise Christian School Tuition Organization	773	611,956	\$792	287	654,845	\$2,282	16	59	\$114,928
Dynamite Montessori Foundation	77	66,209	\$860	26	65,544	\$2,521	3	2	\$1,680
Education Liberty Fund	10	7,813	\$781	5	5,408	\$1,082	3	0	\$0
Financial Assistance for Independent Schools	377	296,443	\$786	41	299,275	\$7,299	2	0	\$0
Institute for Better Education	15,904	13,411,562	\$843	6,536	11,979,788	\$1,833	175	5,430	\$9,431,473
Jewish Education Tax Credit Organization (JETCO)	765	600,162	\$785	126	652,381	\$5,178	2	22	\$147,336
Jewish Tuition Organization	2,103	1,635,138	\$778	547	1,468,712	\$2,685	6	4	\$16,218
Lexington Education Foundation	17	13,733	\$808	1	10,000	\$10,000	1	0	\$0
Life Development Institute Education Fund	73	58,252	\$798	14	71,806	\$5,129	2	0	\$0
Lutheran Education Foundation	115	82,560	\$718	25	88,854	\$3,554	7	0	\$0
Montessori Scholarship Organization	429	362,198	\$844	92	387,406	\$4,211	10	49	\$118,076
Next Generation School Tuition Organization	7	5,960	\$851	5	3,124	\$625	4	0	\$0
Northern Arizona Christian School Scholarship Fund	790	579,738	\$734	234	605,620	\$2,588	5	0	\$0
Orme Primavera Schools Foundation	265	212,974	\$804	41	212,918	\$5,193	2	0	\$0
Pappas Kids Schoolhouse Foundation	780	644,123	\$826	415	597,853	\$1,441	30	0	\$0



**Table 3**  
**FY2018 Original Individual Donations and Scholarships by School Tuition Organization**

School Tuition Organization	Donations			Scholarships			# of Schools	Future Reserved Scholarships	
	#	\$ Amount	Average	#	\$ Amount	Average		#	\$ Amount
Private School Tuition Fund 123	223	160,810	\$721	121	100,192	\$828	13	0	\$0
Scholarships for Educational Excellence Foundation	142	109,634	\$772	64	86,010	\$1,344	3	13	\$22,722
School Choice Arizona	4,161	1,477,213	\$355	1,010	1,097,737	\$1,087	122	626	\$687,142
School Tuition Association of Yuma	203	155,920	\$768	307	142,857	\$465	10	0	\$0
School Tuition Organization 4 Kidz	20	16,866	\$843	18	12,587	\$699	5	3	\$1,208
Schools With Heart Foundation	329	275,009	\$836	78	333,366	\$4,274	3	0	\$0
Southern Arizona Foundation for Education - SAFE Lutheran	0	0		63	155,835	\$2,474	2	0	\$0
Students First Foundation	34	25,482	\$749	15	29,555	\$1,970	3	0	\$0
Tuition Organization for Private Schools	2,011	1,697,906	\$844	1,255	1,600,627	\$1,275	106	334	\$522,151
Valley Tuition Organization	65	52,235	\$804	11	13,763	\$1,251	1	0	\$0
White Mountain Montessori Tuition Support Organization	23	17,868	\$777	3	5,450	\$1,817	2	0	\$0
White Mountain Tuition Support Foundation	373	278,805	\$747	118	249,827	\$2,117	8	0	\$0
Yuma's Education Scholarship Fund for Kids	973	824,921	\$848	424	808,152	\$1,906	15	162	\$257,779
<b>TOTALS</b>	<b>91,475</b>	<b>70,483,335</b>	<b>\$771</b>	<b>34,632</b>	<b>64,293,115</b>	<b>\$1,856</b>	<b>353</b>	<b>11,762</b>	<b>\$21,698,738</b>

**Table 4**  
**FY2018 Original Individual Scholarships by Income Level**

School Tuition Organization	Original Individual Scholarships	% of Scholarships to Families with		
		Income up to 185% of Poverty Level	Income from 185% to 342.25% of Poverty Level	Remaining %
123TaxCredit.com	\$4,271	34.4%	0.0%	65.6%
A Degree for Me, Inc.	\$5,500	72.7%	0.0%	27.3%
Academic Opportunity of Arizona	\$28,916	74.7%	25.3%	0.0%
Alumnus School Tuition Organization	\$17,000	100.0%	0.0%	0.0%
America's Scholarship Konnection Inc	\$15,600	0.0%	26.3%	73.7%
Arizona Adventist Scholarships, Inc.	\$283,370	60.3%	19.0%	20.6%
Arizona Christian School Tuition Organization	\$13,966,079	21.2%	30.4%	48.3%
Arizona Community Foundation School Tuition Organization	\$208,361	74.1%	12.8%	13.1%
Arizona Education and Scholarship Opportunity Program	\$64,627	64.7%	0.0%	35.3%
Arizona Education First	\$18,000	55.6%	0.0%	44.4%
Arizona Education Scholarship Foundation	\$761,183	8.7%	18.1%	73.2%
Arizona Episcopal Schools Foundation	\$615,725	36.6%	16.8%	46.6%
Arizona Independent Schools Scholarship Foundation	\$696,749	16.2%	27.4%	56.4%
Arizona International Academy Scholarship Fund	\$82,207	11.9%	15.4%	72.7%
Arizona Lutheran Scholarship Organization	\$372,714	41.4%	24.6%	34.0%
Arizona Private Education Scholarship Fund	\$3,475,351	25.4%	25.5%	49.1%
Arizona School Choice Trust	\$401,199	58.9%	41.1%	0.0%
Arizona Tax Credit	\$462,368	14.8%	23.0%	62.2%
Arizona Tuition	\$3,000	33.3%	66.7%	0.0%
Arizona Tuition Connection	\$4,641,723	9.0%	15.7%	75.3%
Arizona Tuition Organization	\$1,734,044	13.6%	40.3%	46.1%
Arizona Waldorf Scholarship Foundation	\$250,022	83.5%	7.3%	9.2%
Arizona's Catholic Tuition Support Organization (CTSO)	\$4,376,133	41.6%	20.4%	38.0%
Best Student Fund	\$27,774	92.1%	7.9%	0.0%
Brophy Community Foundation	\$1,102,025	57.6%	29.0%	13.4%
Catholic Education Arizona	\$8,102,463	43.4%	24.5%	32.1%
Chabad Tuition Organization	\$246,150	46.1%	11.4%	42.6%
Christ Lutheran School Tuition Organization	\$217,856	44.9%	22.1%	33.1%
Christian Scholarship Foundation	\$261,294	54.2%	43.5%	2.3%
Christian Scholarship Fund of Arizona	\$111,920	74.1%	25.9%	0.0%
Cochise Christian School Tuition Organization	\$654,845	21.5%	28.6%	49.8%
Dynamite Montessori Foundation	\$65,544	0.0%	26.4%	73.6%
Education Liberty Fund	\$5,408	80.7%	19.3%	0.0%
Financial Assistance for Independent Schools	\$299,275	3.4%	43.9%	52.8%
Institute for Better Education	\$11,979,788	12.7%	22.4%	64.9%
Jewish Education Tax Credit Organization (JETCO)	\$652,381	37.0%	26.8%	36.2%
Jewish Tuition Organization	\$1,468,712	38.3%	3.5%	58.2%
Lexington Education Foundation	\$10,000	0.0%	100.0%	0.0%
Life Development Institute Education Fund	\$71,806	70.0%	28.4%	1.6%
Lutheran Education Foundation	\$88,854	66.1%	33.9%	0.0%

**Table 4**  
**FY2018 Original Individual Scholarships by Income Level**

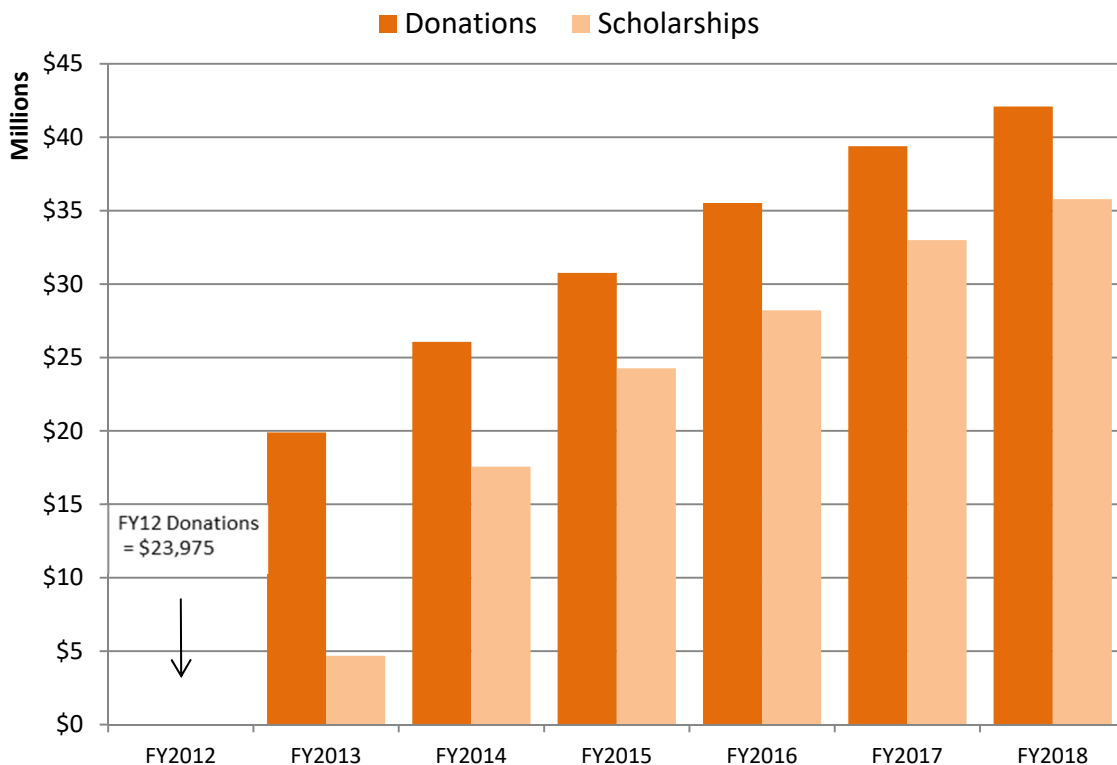
School Tuition Organization	Original Individual Scholarships	% of Scholarships to Families with		
		Income up to 185% of Poverty Level	Income from 185% to 342.25% of Poverty Level	Remaining %
Montessori Scholarship Organization	\$387,406	28.3%	71.7%	0.0%
Next Generation School Tuition Organization	\$3,124	34.0%	34.0%	32.0%
Northern Arizona Christian School Scholarship Fund	\$605,620	40.2%	39.2%	20.6%
Orme Primavera Schools Foundation	\$212,918	53.1%	19.2%	27.7%
Pappas Kids Schoolhouse Foundation	\$597,853	99.3%	0.7%	0.0%
Private School Tuition Fund 123	\$100,192	27.9%	37.8%	34.3%
Scholarships for Educational Excellence Foundation	\$86,010	37.7%	11.7%	50.7%
School Choice Arizona	\$1,097,737	53.1%	25.1%	21.8%
School Tuition Association of Yuma	\$142,857	19.7%	22.9%	57.4%
School Tuition Organization 4 Kidz	\$12,587	3.6%	27.8%	68.7%
Schools With Heart Foundation	\$333,366	40.9%	36.0%	23.1%
Southern Arizona Foundation for Education - SAFE Lutheran	\$155,835	62.8%	27.0%	10.2%
Students First Foundation	\$29,555	4.4%	75.3%	20.3%
Tuition Organization for Private Schools	\$1,600,627	21.1%	29.3%	49.6%
Valley Tuition Organization	\$13,763	0.0%	0.0%	100.0%
White Mountain Montessori Tuition Support Organization	\$5,450	8.3%	91.7%	0.0%
White Mountain Tuition Support Foundation	\$249,827	41.7%	22.1%	36.2%
Yuma's Education Scholarship Fund for Kids	\$808,152	15.0%	22.1%	62.9%
<b>TOTALS</b>	<b>\$64,293,115</b>	<b>27.3%</b>	<b>24.9%</b>	<b>47.8%</b>

## SWITCHER INDIVIDUAL INCOME TAX CREDIT PROGRAM

Arizona allows a second individual income tax credit for individuals wishing to give more than the amount allowed for an individual income tax credit under the original individual income tax credit program. There were 67 STOs certified to receive individual donations in FY2018. The switcher individual income tax credit for contributions to school tuition organizations is governed by A.R.S. § 43-1089.03 and Chapter 16 in Title 43. The maximum credit amounts are adjusted each year for inflation. After donating \$555 or \$1,110 for the original individual income tax credit, individuals could donate up to an additional \$552 or \$1,103 (depending on filing status) in tax year 2018 and take this additional credit.

The switcher individual scholarship is available to K-12 students and preschool students with disabilities. Students receiving scholarships paid from the switcher individual donations must meet one of the following requirements: attended a public school as a full-time student for at least 90 days of the prior fiscal year and then transferred from a public school to a private school; OR is enrolling in a private school kindergarten; OR is enrolling in a private preschool program for students with disabilities; OR is a dependent of a member of the armed forces of the United States who is stationed in Arizona pursuant to military orders; OR received for any prior year a scholarship under one of the above criteria OR from the low-income corporate donation program or the disabled/displaced corporate donation program if the child continued to attend a private school in subsequent years. The scholarship amount cannot exceed the cost of tuition for an academic year.

### Growth in Switcher Individual Credit Program



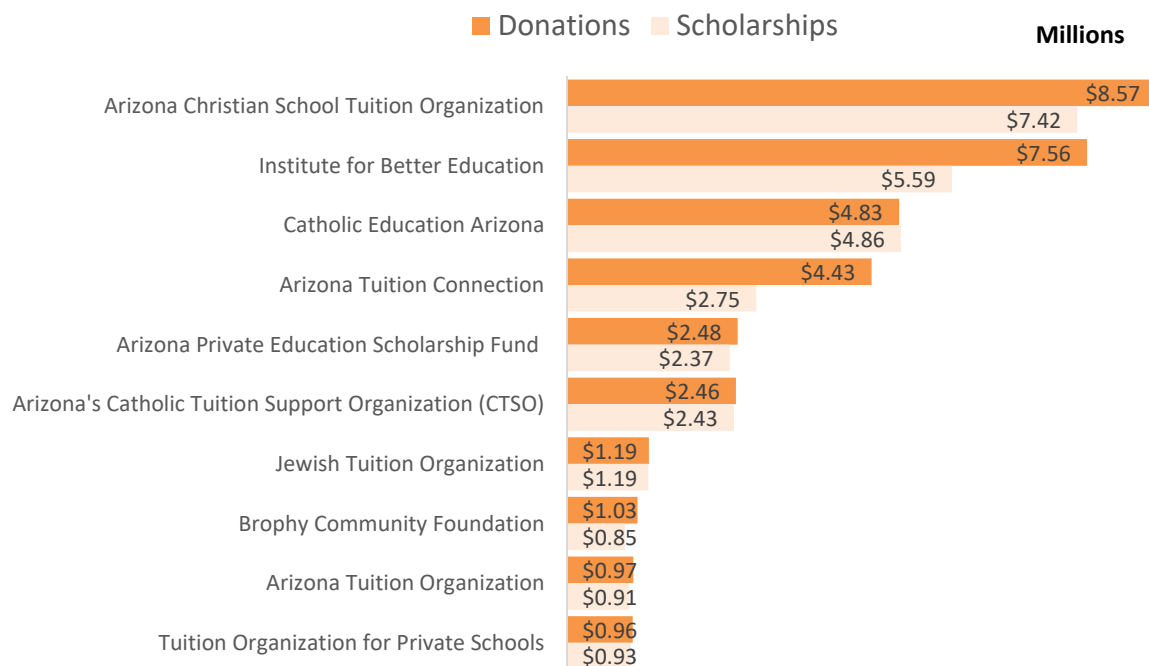
The following table shows the number of STOs collecting switcher individual donations in each period, the number of donations and the amount of tax credit donations. The percentage change is calculated for prior year amounts reported. The table also shows the number of STOs providing switcher individual scholarships in each period, the number of scholarships and the amount of scholarships paid. Please note that the number

of scholarships paid does not equate to the number of students receiving scholarships. Many families seek scholarships from multiple STOs, resulting in one child being counted several times in the scholarship counts.

### SWITCHER INDIVIDUAL INCOME TAX CREDIT PROGRAM

Reporting Year	Switcher Individual Donations				Switcher Individual Scholarships			
	# of STOs	# donations	\$ Amount	% change	# of STOs	# scholarships	\$ Amount	% change
FY2012	7	34	\$23,975		0	0	\$0	
FY2013	48	25,713	\$19,891,765	N/A	36	4,473	\$4,681,192	
FY2014	49	32,460	\$26,060,133	31.0%	46	13,258	\$17,561,278	275.1%
FY2015	52	37,686	\$30,760,244	18.0%	52	16,284	\$24,261,494	38.2%
FY2016	55	42,345	\$35,522,660	15.5%	50	20,777	\$28,213,775	16.3%
FY2017	54	46,583	\$39,384,320	10.9%	51	22,348	\$32,990,297	16.9%
FY2018	59	50,117	\$42,087,496	6.9%	56	24,669	\$35,780,397	8.5%

### Top 10 STOs by FY2018 Switcher Individual Donations



### FY2018 Switcher Individual Donations and Scholarships

Table 5 (pg. 25) shows the number, amount and average<sup>9</sup> of the FY2018 switcher individual donations received by STO. In addition, the number and amount of scholarships paid by STO as well as the average<sup>10</sup> scholarships and number of schools receiving scholarships is included. This table also provides the number and amount of switcher individual future reserved scholarships reported by each STO.

<sup>9</sup> Because STOs will receive donations in a fiscal year that will include two tax years, the average donation amount may fall between the two tax year donation caps.

<sup>10</sup> The STO average scholarship calculation will include double counting if a student attends two different private schools during the year and an STO awards the student scholarships to both schools.

- Arizona Christian School Tuition Organization received the most switcher individual donations in both number and amount of 10,116 donations (20% of the total) for \$8,565,878 (20% of the total).
- Montessori Scholarship Organization received the largest average switcher individual donation amount of \$996.
- Arizona Christian School Tuition Organization paid the highest amount of switcher individual scholarships (\$7,416,691 or 21% of the total) and awarded the largest number of scholarships (5,037 scholarships or 20% of total).
- Chabad Tuition Organization awarded the largest average switcher individual scholarship of \$13,333.
- Institute for Better Education awarded switcher individual scholarships to a total of 179 schools.
- 10 STOs provided switcher individual scholarships to the required minimum of two private schools.

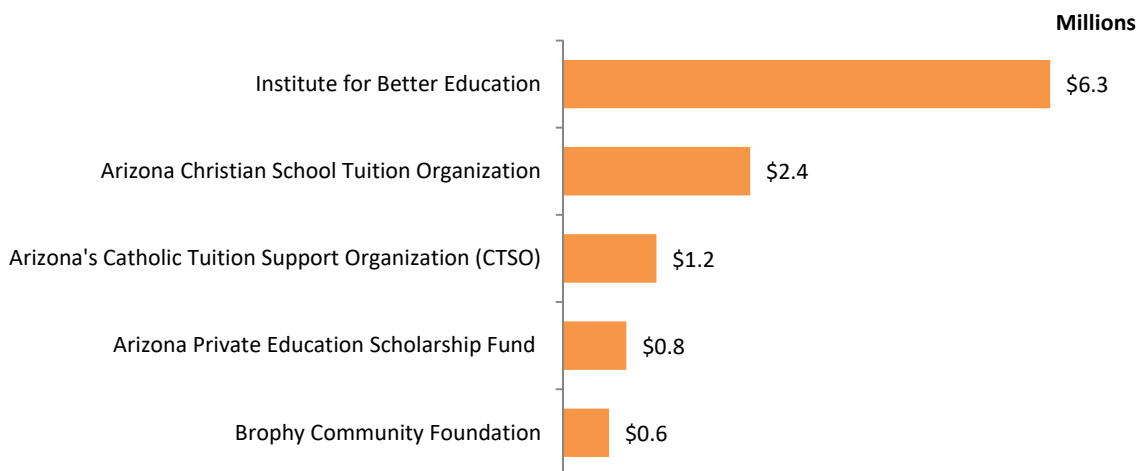
There were four STOs that received donations but did not pay scholarships in FY2018. Three were certified during FY2018 and one was certified in FY2014. STOs must allocate 90% of the tax credit donations to scholarships within two fiscal years after receipt of the donations.

There were eight STOs that provided switcher individual scholarships to only one private school. When verifying an STO’s compliance with the statutory requirement to not limit scholarships to only one school, both the original and switcher scholarship programs are reviewed together. Based on information provided by the STOs, one was considered in violation and had 90 days to correct the issue.

**Future Reserved Switcher Individual Scholarships**

STOs also reserved scholarships for specific students for future years. Twenty-three STOs reserved an additional \$13,365,346 in the switcher individual donation program for 8,872 students. Institute for Better Education reported in FY2018 reserving the largest amount of switcher individual donations for future year scholarships of \$6,274,986 for 4,257 students. It should be noted that a portion of the reserved future year awards reported by STOs may be for scholarships to be awarded in the upcoming academic year.

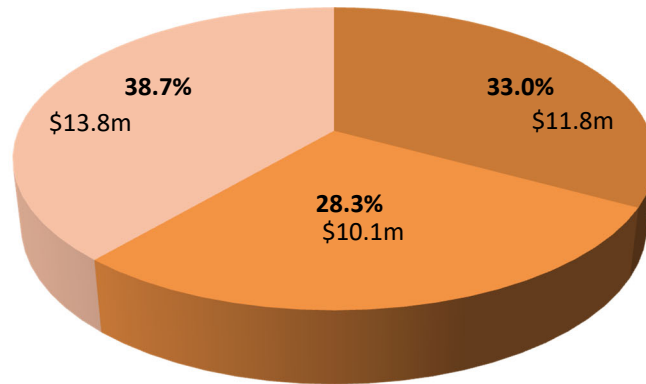
**STOs Reporting Reserved Switcher Individual Scholarships  
Greater than \$500,000 in FY2018**



**FY2018 Switcher Individual Scholarships by Income Level**

STOs are required to report the percentage of scholarship dollars that go to families with income of 185% or less of poverty level and the percentage of scholarship dollars that go to families with income ranging from above 185% of poverty level to 342.25% of poverty level. For the 2017-2018 academic year 342.25% of the federal poverty level for a household of four was \$84,194.

**Overall Share of FY2018 Switcher Individual Scholarships by Family Income**



- Families with income up to 185% of poverty level
- Families with income from 185% to 342.25% of poverty level
- Families with income greater than 342.25% of poverty level

Table 6 (pg. 27) shows the income level percentages for each STO. Three organizations gave 100% of their switcher individual scholarships to children in families with income of 185% or less of poverty level while one STO gave 100% of their scholarships to children in families with income between 185% and 342.25% of poverty level. There were 12 STOs that gave more than 50% of their switcher individual scholarships to children of families with income greater than 342.25% of poverty level.

**Switcher Individual Credit Program 90/10 Calculation**

All STOs certified to collect switcher individual donations in FY2018 were evaluated as to their status in relation to the requirement that 90% of all revenue must be paid out in scholarships. From an administrative viewpoint, no STO is expected to pay out 90% of donations it receives in the current year for scholarships the same year. There will always be a lag between revenue received and revenue paid out and it does not mean that an STO with a percentage of less than 90% is in violation of the law. The 90% requirement is evaluated using two different methods: 1) a review of total donations and scholarships over the life of the STO and 2) calculating 90% of credit donations received in a particular fiscal year and tracking the amount to be awarded within the following two fiscal years. The following table shows the lifetime percentage calculated based on total donations and scholarships (method #1) for those STOs certified to receive switcher individual donations in FY2018.

### Switcher Individual Credit Program Lifetime 90/10 Ratios

School Tuition Organization	Ratio	School Tuition Organization	Ratio
123TaxCredit.com	9.7%	Dynamite Montessori Foundation	100.7%
A Degree for Me, Inc.	2.5%	Education Liberty Fund	55.0%
Academic Opportunity of Arizona	31.2%	Financial Assistance for Independent Schools	83.9%
Alumnus School Tuition Organization	59.5%	Institute for Better Education	87.2%
America's Scholarship Konnection Inc	45.2%	Jewish Education Tax Credit Organization (JETCO)	76.8%
Arizona Adventist Scholarships, Inc.	84.0%	Jewish Tuition Organization	76.2%
Arizona Christian School Tuition Organization	82.4%	Lexington Education Foundation	81.2%
Arizona Community Foundation School Tuition Organization	88.6%	Life Development Institute Education Fund	90.6%
Arizona Education and Scholarship Opportunity Program	29.7%	Lutheran Education Foundation	81.5%
Arizona Education First	61.0%	Montessori Scholarship Organization	85.0%
Arizona Episcopal Schools Foundation	70.6%	Next Generation School Tuition Organization	55.4%
Arizona Independent Schools Scholarship Foundation	87.1%	Northern Arizona Christian School Scholarship Fund	72.6%
Arizona International Academy Scholarship Fund	110.8%	Orme Primavera Schools Foundation	90.7%
Arizona Lutheran Scholarship Organization	91.8%	Pappas Kids Schoolhouse Foundation	90.6%
Arizona Private Education Scholarship Fund	90.3%	Private School Tuition Fund 123	51.8%
Arizona School Choice Trust	74.8%	Scholarships for Educational Excellence Foundation	64.9%
Arizona Tuition Connection	57.2%	School Choice Arizona	69.8%
Arizona Tuition Organization	89.0%	School Tuition Association of Yuma	90.2%
Arizona Waldorf Scholarship Foundation	76.6%	School Tuition Organization 4 Kidz	90.0%
Arizona's Catholic Tuition Support Organization (CTSO)	83.5%	Schools With Heart Foundation	91.7%
Best Student Fund	79.5%	Southern Arizona Foundation for Education - SAFE Lutheran	92.1%
Brophy Community Foundation	83.1%	Students First Foundation	64.7%
Catholic Education Arizona	74.4%	Tuition Organization for Private Schools	80.6%
Chabad Tuition Organization	98.0%	Valley Tuition Organization	101.4%
Christ Lutheran School Tuition Organization	90.7%	White Mountain Montessori Tuition Support Organization	37.3%
Christian Scholarship Foundation	90.0%	White Mountain Tuition Support Foundation	63.5%
Christian Scholarship Fund of Arizona	67.1%	Yuma's Education Scholarship Fund for Kids	88.0%
Cochise Christian School Tuition Organization	94.8%		

Six STOs have lifetime ratios below 50.0 because they are newer STOs; their scholarships should increase significantly within the next year or two. Three STOs have a percentage greater than 100% because scholarships were paid with revenue that was not tax credit donations or due to reserved scholarships for specific students in future years. These percentages are being monitored annually and if STOs with low percentages do not improve, ADOR will review that program to determine the reason. Based on the yearly 90% calculation (method #2), there was one STO that was found in violation which corrected the issue within the statutorily allowed 90-day period.



**Table 5**  
**FY2018 Switcher Individual Donations and Scholarships by School Tuition Organization**

School Tuition Organization	Donations			Scholarships				Future Reserved Scholarships	
	#	\$ Amount	Average	#	\$ Amount	Average	# of Schools	#	\$ Amount
PrivateSchoolScholarships.org	9	\$8,681	\$965	0	\$0	\$0	0	0	\$0
100 Percent AZ	4	\$2,892	\$723	0	\$0	\$0	0	0	\$0
123TaxCredit.com	50	\$44,109	\$882	3	\$4,271	\$1,424	3	0	\$0
A Degree for Me, Inc.	18	\$14,394	\$800	1	\$367	\$367	1	0	\$0
Academic Opportunity of Arizona	79	\$59,232	\$750	15	\$36,317	\$2,421	7	0	\$0
Alumnus School Tuition Organization	12	\$8,227	\$686	2	\$10,095	\$5,048	2	0	\$0
America's Scholarship Konnection Inc	18	\$16,343	\$908	10	\$12,372	\$1,237	6	0	\$0
Arizona Adventist Scholarships, Inc.	178	\$129,514	\$728	143	\$112,977	\$790	12	5	\$4,789
Arizona Christian School Tuition Organization	10,116	\$8,565,878	\$847	5,037	\$7,416,691	\$1,472	119	1,627	\$2,408,223
Arizona Community Foundation School Tuition Organization	202	\$170,452	\$844	159	\$318,096	\$2,001	31	0	\$0
Arizona Education and Scholarship Opportunity Program	80	\$48,642	\$608	0	\$0	\$0	0	10	\$29,000
Arizona Education First	42	\$36,514	\$869	4	\$29,620	\$7,405	2	0	\$0
Arizona Education Scholarship Foundation	588	\$500,287	\$851	435	\$410,327	\$943	50	139	\$142,077
Arizona Episcopal Schools Foundation	577	\$458,851	\$795	103	\$395,600	\$3,841	5	0	\$0
Arizona Independent Schools Scholarship Foundation	720	\$643,708	\$894	160	\$466,046	\$2,913	3	0	\$0
Arizona International Academy Scholarship Fund	37	\$30,798	\$832	20	\$40,048	\$2,002	4	0	\$0
Arizona Lutheran Scholarship Organization	261	\$225,505	\$864	182	\$194,895	\$1,071	9	122	\$107,403
Arizona Private Education Scholarship Fund	2,895	\$2,484,618	\$858	1,509	\$2,366,757	\$1,568	98	811	\$811,095
Arizona School Choice Trust	503	\$419,987	\$835	148	\$368,058	\$2,487	39	114	\$332,218
Arizona Tax Credit	418	\$386,766	\$925	192	\$286,711	\$1,493	41	7	\$13,205
Arizona Tuition	18	\$15,961	\$887	0	\$0	\$0	0	0	\$0
Arizona Tuition Connection	5,298	\$4,428,732	\$836	1,758	\$2,752,243	\$1,566	136	0	\$0
Arizona Tuition Organization	1,137	\$968,564	\$852	575	\$912,504	\$1,587	10	282	\$357,025
Arizona Waldorf Scholarship Foundation	258	\$193,197	\$749	100	\$110,767	\$1,108	2	41	\$62,739
Arizona's Catholic Tuition Support Organization (CTSO)	3,140	\$2,457,461	\$783	1,669	\$2,429,348	\$1,456	25	743	\$1,198,528
Best Student Fund	99	\$84,065	\$849	35	\$16,288	\$465	2	0	\$0
Brophy Community Foundation	1,144	\$1,029,791	\$900	292	\$846,067	\$2,897	11	112	\$587,875
Catholic Education Arizona	6,110	\$4,829,181	\$790	4,207	\$4,855,392	\$1,154	37	0	\$0
Chabad Tuition Organization	217	\$173,504	\$800	15	\$200,000	\$13,333	1	0	\$0
Christ Lutheran School Tuition Organization	123	\$102,053	\$830	44	\$100,000	\$2,273	3	0	\$0
Christian Scholarship Foundation	77	\$56,501	\$734	128	\$125,374	\$979	2	0	\$0
Christian Scholarship Fund of Arizona	103	\$77,300	\$750	27	\$67,732	\$2,509	6	0	\$0
Cochise Christian School Tuition Organization	370	\$279,674	\$756	236	\$282,329	\$1,196	19	27	\$47,386
Dynamite Montessori Foundation	43	\$36,099	\$840	17	\$30,489	\$1,793	2	1	\$3,519
Education Liberty Fund	7	\$4,332	\$619	2	\$4,532	\$2,266	1	0	\$0
Financial Assistance for Independent Schools	245	\$214,002	\$873	51	\$250,632	\$4,914	2	0	\$0
Institute for Better Education	8,768	\$7,558,885	\$862	4,415	\$5,594,690	\$1,267	179	4,257	\$6,274,986
Jewish Education Tax Credit Organization (JETCO)	469	\$401,786	\$857	73	\$373,974	\$5,123	2	20	\$48,000
Jewish Tuition Organization	1,362	\$1,194,083	\$877	442	\$1,187,265	\$2,686	6	0	\$0
Lexington Education Foundation	7	\$4,313	\$616	1	\$3,500	\$3,500	1	0	\$0
Life Development Institute Education Fund	48	\$44,789	\$933	3	\$39,322	\$13,107	1	0	\$0
Lutheran Education Foundation	64	\$48,619	\$760	15	\$47,493	\$3,166	5	0	\$0
Montessori Scholarship Organization	229	\$228,189	\$996	23	\$38,173	\$1,660	5	64	\$201,387
Next Generation School Tuition Organization	5	\$4,877	\$975	4	\$4,876	\$1,219	4	0	\$0
Northern Arizona Christian School Scholarship Fund	386	\$295,891	\$767	177	\$254,395	\$1,437	5	0	\$0
Orme Primavera Schools Foundation	126	\$106,243	\$843	30	\$123,472	\$4,116	2	0	\$0
Pappas Kids Schoolhouse Foundation	505	\$460,268	\$911	208	\$419,844	\$2,018	21	0	\$0

**Table 5**  
**FY2018 Switcher Individual Donations and Scholarships by School Tuition Organization**

School Tuition Organization	Donations			Scholarships				Future Reserved Scholarships	
	#	\$ Amount	Average	#	\$ Amount	Average	# of Schools	#	\$ Amount
Private School Tuition Fund 123	82	\$74,199	\$905	50	\$38,428	\$769	8	0	\$0
Scholarships for Educational Excellence Foundation	77	\$61,385	\$797	28	\$48,258	\$1,724	1	4	\$6,882
School Choice Arizona	484	\$389,596	\$805	276	\$276,371	\$1,001	83	116	\$92,677
School Tuition Association of Yuma	142	\$107,883	\$760	231	\$95,943	\$415	10	0	\$0
School Tuition Organization 4 Kidz	11	\$8,905	\$810	11	\$7,023	\$638	5	2	\$993
Schools With Heart Foundation	231	\$211,264	\$915	53	\$230,487	\$4,349	3	0	\$0
Southern Arizona Foundation for Education - SAFE Lutheran	0	\$0	\$0	44	\$30,062	\$683	2	0	\$0
Students First Foundation	19	\$15,976	\$841	5	\$11,757	\$2,351	1	0	\$0
Tuition Organization for Private Schools	1,091	\$960,068	\$880	950	\$931,358	\$980	99	231	\$446,040
Valley Tuition Organization	49	\$42,730	\$872	14	\$35,633	\$2,545	3	4	\$12,136
White Mountain Montessori Tuition Support Organization	16	\$13,411	\$838	1	\$5,000	\$5,000	1	0	\$0
White Mountain Tuition Support Foundation	185	\$148,431	\$802	41	\$85,683	\$2,090	3	0	\$0
Yuma's Education Scholarship Fund for Kids	565	\$499,893	\$885	295	\$444,447	\$1,507	15	133	\$177,166
<b>TOTALS</b>	<b>50,117</b>	<b>\$42,087,496</b>	<b>\$840</b>	<b>24,669</b>	<b>\$35,780,397</b>	<b>\$1,450</b>	<b>343</b>	<b>8,872</b>	<b>\$13,365,346</b>

**Table 6**  
**FY2018 Switcher Individual Scholarships by Income Level**

School Tuition Organization	Switcher Individual Scholarships	% of Scholarships to Families with		
		Income up to 185% of Poverty Level	Income from 185% to 342.25% of Poverty Level	Remaining %
123TaxCredit.com	\$4,271	34.4%	0.0%	65.6%
A Degree for Me, Inc.	\$367	100.0%	0.0%	0.0%
Academic Opportunity of Arizona	\$36,317	50.1%	49.9%	0.0%
Alumnus School Tuition Organization	\$10,095	100.0%	0.0%	0.0%
America's Scholarship Konnection Inc	\$12,372	0.0%	25.1%	74.9%
Arizona Adventist Scholarships, Inc.	\$112,977	51.9%	27.7%	20.3%
Arizona Christian School Tuition Organization	\$7,416,691	26.7%	30.7%	42.6%
Arizona Community Foundation School Tuition Organization	\$318,096	40.6%	59.4%	0.0%
Arizona Education First	\$29,620	0.0%	39.1%	60.9%
Arizona Education Scholarship Foundation	\$410,327	8.3%	18.5%	73.2%
Arizona Episcopal Schools Foundation	\$395,600	51.3%	6.5%	42.2%
Arizona Independent Schools Scholarship Foundation	\$466,046	24.1%	60.4%	15.5%
Arizona International Academy Scholarship Fund	\$40,048	5.9%	56.8%	37.3%
Arizona Lutheran Scholarship Organization	\$194,895	43.0%	25.7%	31.3%
Arizona Private Education Scholarship Fund	\$2,366,757	32.0%	28.2%	39.8%
Arizona School Choice Trust	\$368,058	50.8%	49.2%	0.0%
Arizona Tax Credit	\$286,711	20.7%	24.6%	54.7%
Arizona Tuition Connection	\$2,752,243	10.1%	17.4%	72.4%
Arizona Tuition Organization	\$912,504	18.1%	44.6%	37.2%
Arizona Waldorf Scholarship Foundation	\$110,767	76.3%	8.6%	15.1%
Arizona's Catholic Tuition Support Organization (CTSO)	\$2,429,348	51.4%	25.9%	22.7%
Best Student Fund	\$16,288	93.9%	6.1%	0.0%
Brophy Community Foundation	\$846,067	87.2%	12.0%	0.8%
Catholic Education Arizona	\$4,855,392	49.3%	33.4%	17.3%
Chabad Tuition Organization	\$200,000	65.5%	3.6%	30.9%
Christ Lutheran School Tuition Organization	\$100,000	64.0%	19.0%	17.0%
Christian Scholarship Foundation	\$125,374	30.4%	69.6%	0.0%
Christian Scholarship Fund of Arizona	\$67,732	79.8%	20.2%	0.0%
Cochise Christian School Tuition Organization	\$282,329	24.6%	32.7%	42.7%
Dynamite Montessori Foundation	\$30,489	22.6%	65.2%	12.2%
Education Liberty Fund	\$4,532	0.0%	51.5%	48.5%
Financial Assistance for Independent Schools	\$250,632	21.0%	20.6%	58.3%
Institute for Better Education	\$5,594,690	15.1%	23.1%	61.8%
Jewish Education Tax Credit Organization (JETCO)	\$373,974	26.3%	46.0%	27.7%
Jewish Tuition Organization	\$1,187,265	51.2%	24.8%	24.0%
Lexington Education Foundation	\$3,500	0.0%	100.0%	0.0%
Life Development Institute Education Fund	\$39,322	23.3%	76.2%	0.5%
Lutheran Education Foundation	\$47,493	55.5%	34.8%	9.7%
Montessori Scholarship Organization	\$38,173	36.9%	63.1%	0.0%
Next Generation School Tuition Organization	\$4,876	50.0%	50.0%	0.0%

**Table 6**  
**FY2018 Switcher Individual Scholarships by Income Level**

School Tuition Organization	Switcher Individual Scholarships	% of Scholarships to Families with		
		Income up to 185% of Poverty Level	Income from 185% to 342.25% of Poverty Level	Remaining %
Northern Arizona Christian School Scholarship Fund	\$254,395	39.9%	42.6%	17.5%
Orme Primavera Schools Foundation	\$123,472	61.8%	26.6%	11.7%
Pappas Kids Schoolhouse Foundation	\$419,844	95.5%	4.5%	0.0%
Private School Tuition Fund 123	\$38,428	18.8%	53.0%	28.3%
Scholarships for Educational Excellence Foundation	\$48,258	41.8%	41.1%	17.1%
School Choice Arizona	\$276,371	40.8%	29.2%	30.0%
School Tuition Association of Yuma	\$95,943	13.5%	17.6%	68.8%
School Tuition Organization 4 Kidz	\$7,023	0.0%	13.9%	86.1%
Schools With Heart Foundation	\$230,487	39.0%	30.5%	30.5%
Southern Arizona Foundation for Education - SAFE Lutheran	\$30,062	52.2%	31.4%	16.5%
Students First Foundation	\$11,757	46.8%	53.2%	0.0%
Tuition Organization for Private Schools	\$931,358	26.6%	34.9%	38.6%
Valley Tuition Organization	\$35,633	0.0%	0.0%	100.0%
White Mountain Montessori Tuition Support Organization	\$5,000	100.0%	0.0%	0.0%
White Mountain Tuition Support Foundation	\$85,683	56.3%	22.9%	20.8%
Yuma's Education Scholarship Fund for Kids	\$444,447	16.0%	29.2%	54.9%
<b>TOTALS</b>	<b>\$35,780,397</b>	<b>33.0%</b>	<b>28.3%</b>	<b>38.7%</b>

## LOW-INCOME CORPORATE INCOME TAX OR INSURANCE PREMIUM TAX CREDIT PROGRAM

The low-income corporate income tax credit and insurance premium tax credit (low-income corporate) for contributions to school tuition organizations are governed by A.R.S. §§ 20-224.06, 43-1089.04, 43-1183, and Chapter 15 in Title 43. Sixty-seven STOs were certified to receive corporate donations in FY2018. Statute limits the total amount of low-income corporate tax credit donations that may be made to STOs in a fiscal year, but there is no cap on the tax credit donation amount that can be made by a single corporation. S-corporations may make a donation to claim a tax credit on their corporate income taxes or the S-corporation may pass the credit through to its individual shareholders. In order for the S-corporation to pass the tax credit through to its individual shareholders, the sum of their corporate tax credit donations must be at least \$5,000.

The low-income corporate scholarship is available to K-12 students and preschool students with disabilities. To qualify for a low-income corporate scholarship the family income cannot exceed 342.25% of the poverty level AND one of the following requirements must be met: attended a public school as a full-time student for at least 90 days of the prior fiscal year or one full semester of the current or prior academic year and then transferred from the public school to a private school; OR is enrolling in a private school kindergarten; OR is enrolling in a private preschool program for students with disabilities; OR is a dependent of a member of the armed forces of the United States who is stationed in Arizona pursuant to military orders; OR received for any prior year a scholarship under one of the above criteria OR from the original individual donation program or the switcher individual donation program if the child continued to attend a private school in subsequent years. Additionally, the amount of a scholarship that can be awarded by an STO to a student is limited. For the 2017-2018 academic year no more than \$5,300 could be awarded by an STO to a student in kindergarten through grade 8 and preschool students with disabilities and no more than \$6,600 could be awarded to a student in grades 9 through 12.

### Low-Income Corporate Donation Approval

Donations to STOs for the purpose of receiving the low-income student corporate income tax credit or insurance premium tax credit are limited by statute for each fiscal year and the donations for the tax credit must be preapproved. The statutory donation limitation increases by 20% each fiscal year. In FY2018, the limitation was \$74,300,838. The following table shows the statutory limitation compared to the donations approved and donations received by the STOs. The donations made by type of taxpayer are also included.

#### Low-Income Corporate Donations

Fiscal Year	Statutory Limitation	\$ Approved	\$ Received	# non-insurance corporations	# insurance companies	# of S corporations
2007	\$10,000,000	\$9,740,800	\$9,535,800	108		
2008	\$12,000,000	\$12,116,000	\$11,996,000	73		
2009	\$14,400,000	\$10,816,006	\$10,495,506	98		
2010	\$17,280,000	\$8,121,508	\$8,100,008	56	4	
2011	\$20,736,000	\$11,376,351	\$11,324,351	60	8	
2012	\$24,883,200	\$19,587,037	\$19,035,987	72	11	
2013	\$29,859,840	\$30,041,114	\$29,858,865	87	27	
2014	\$35,831,808	\$36,571,808	\$35,831,808	65	34	
2015	\$42,998,170	\$43,983,170	\$42,998,170	59	36	
2016	\$51,597,804	\$51,847,804	\$51,597,804	55	49	99
2017	\$61,917,365	\$63,925,164	\$61,907,365	79	44	248
2018	\$74,300,838	\$74,300,838	\$74,300,838	116	85	461

There were 892 donations approved and 829 donations received by STOs in FY2018 for the low-income corporate tax credit. The 829 donations received came from 662 corporations. Eighty-five of the 662

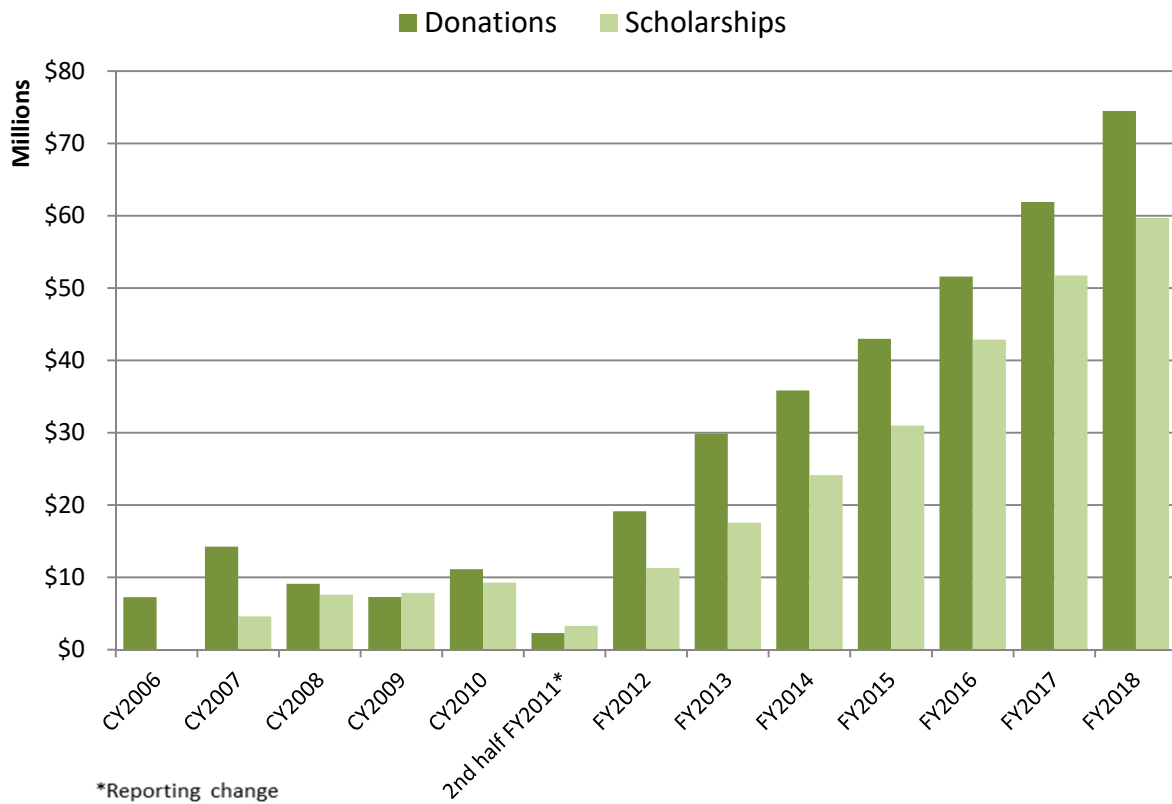
corporations were insurance companies donating \$31,988,986 and 461 were S-corporations donating \$14,296,131. For FY2018, the average low-income corporate donation was \$88,453.

The size of the 829 donations made to the STOs is shown in the following table. Note that there are companies that make donations to multiple STOs and this data summarizes the donations made and are not aggregated by corporation.

**Low-Income Corporate Donations by Size**

Donation Size	# of donations	Donation Size	# of donations
\$5,000 or less	180	\$50,001 to \$100,000	80
\$5,001 to \$10,000	148	\$100,001 to \$250,000	77
\$10,001 to \$20,000	108	\$250,001 to \$500,000	38
\$20,001 to \$25,000	72	\$500,001 to \$1,000,000	16
\$25,001 to \$50,000	105	\$1,000,001 and over	5

**Growth in Low Income Corporate Credit Program**



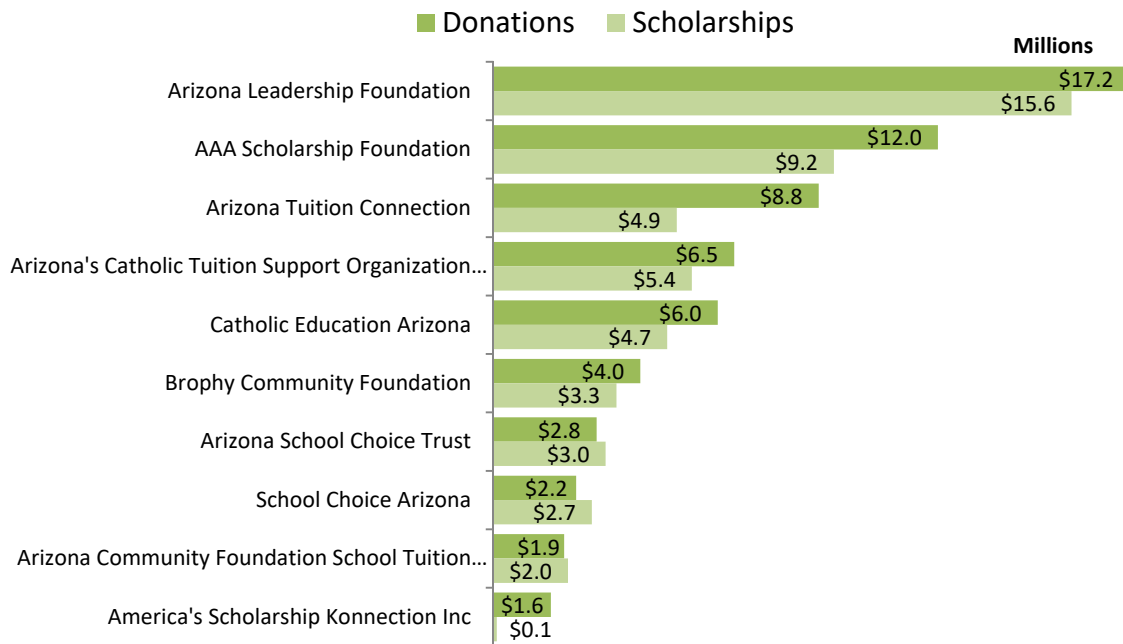
The following table shows the number of STOs collecting low-income corporate donations in each reporting period, the number of donations and the amount of tax credit donations. The percentage change is calculated for prior year amounts reported. No percentage change is calculated for FY2011 as this is the first fiscal year reporting period. The table also shows the number of STOs providing low-income corporate scholarships in each period, the number of scholarships and the amount of scholarships paid. As with the donations data, no percentage change is calculated for FY2011 as this was the first fiscal year reporting period. Please note that the number of scholarships paid does not equate to the number of students

receiving scholarships. Many families seek scholarships from multiple STOs, resulting in one child being counted several times in the scholarship counts.

**LOW-INCOME CORPORATE INCOME TAX CREDIT PROGRAM**

Reporting Year	Low-Income Corporate Donations				Low-Income Corporate Scholarships			
	# of STOs	# donations	\$ Amount	% change	# of STOs	# scholarships	\$ Amount	% change
CY2006	16	86	\$7,260,800		3	35	\$49,380	
CY2007	17	84	\$14,258,000	96.4%	18	1,940	\$4,597,823	na
CY2008	15	96	\$9,122,121	-36.0%	19	2,979	\$7,615,639	65.6%
CY2009	17	93	\$7,285,284	-20.1%	19	3,640	\$7,849,824	3.1%
CY2010	11	90	\$11,123,657	52.7%	18	4,226	\$9,259,078	18.0%
FY2011	14	105	\$11,227,351		20	4,569	\$9,111,210	
FY2012	23	133	\$19,135,987	70.4%	21	5,828	\$11,294,842	24.0%
FY2013	25	179	\$29,858,865	56.0%	26	11,096	\$17,556,127	55.4%
FY2014	23	156	\$35,831,808	20.0%	25	12,968	\$24,148,068	37.5%
FY2015	27	154	\$42,998,170	20.0%	27	16,485	\$31,006,331	28.4%
FY2016	32	276	\$51,597,869 <sup>11</sup>	20.0%	32	19,940	\$42,884,049	38.3%
FY2017	36	445	\$61,907,365	20.0%	36	20,951	\$51,751,384	20.7%
FY2018	44	809	\$74,503,720 <sup>12</sup>	20.3%	43	24,712	\$59,690,982	15.3%

**Top 10 STOs by FY2018 Low-Income Corporate Donations**



**FY2018 Low-Income Corporate Donations and Scholarships**

Table 7 (pg. 35) shows the number, amount and average of the FY2018 low-income corporate donations received by STO. In addition, the number and amount of scholarships paid by STO as well as the average

<sup>11</sup> Total donations reported for FY16 were greater than the cap due to a transfer of STO close-out monies from FY15.

<sup>12</sup> Total donations reported for FY18 were greater than the cap due to a transfer of STO close-out monies from FY17.

scholarships<sup>13</sup> and number of schools receiving scholarships is included. This table also provides the number and amount of low-income corporate future reserved scholarships reported by each STO.

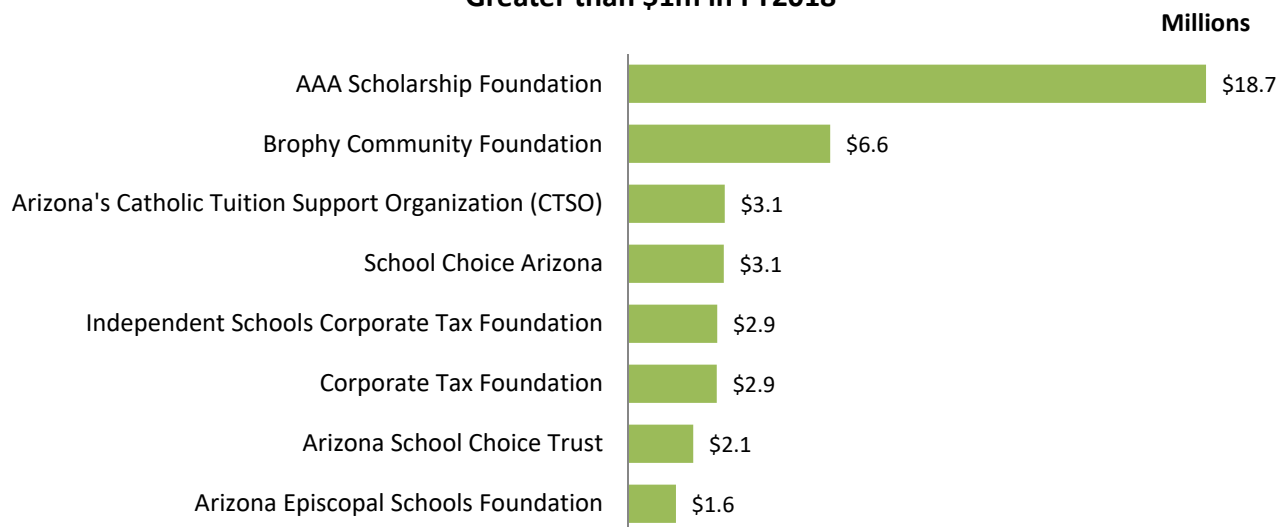
- Arizona Leadership Foundation received the most low-income corporate donations totaling \$17,152,000 or 23% of total donations. Arizona Tuition Connection received the largest number of donations at 107 or 13% of the total.
- Arizona Community Foundation School Tuition Organization received the largest average low-income corporate donation amount of \$318,333.
- Arizona Leadership Foundation paid the highest amount of low-income corporate scholarships (\$15,586,353 or 26% of the total) and awarded the largest number of scholarships (5,150 scholarships or 21% of the total).
- Financial Assistance for Independent Schools awarded the largest average low-income corporate scholarship of \$5,824.
- Arizona Leadership Foundation awarded low-income corporate scholarships to a total of 153 schools.
- Eight STOs provided low-income corporate scholarships to the required minimum of two private schools.

There were four STOs that provided low-income corporate scholarships to only one private school. When verifying an STO’s compliance with the statutory requirement to not limit scholarships to only one school, both the low-income and disabled/displaced corporate scholarship programs are reviewed together. Based on information provided by the STOs, none were considered in violation.

**Future Reserved Low-Income Corporate Scholarships**

STOs also reserved scholarships for specific students for future years. Sixteen STOs reserved an additional \$42,906,655 in the low-income corporate donation program for 7,378 students. AAA Scholarship Foundation reported in FY2018 reserving the largest amount of low-income corporate donations for future year scholarships of \$18,729,875 for 1,887 students. It should be noted that a portion of the reserved future year awards reported by STOs are for scholarships to be awarded in the upcoming academic year.

**STOs Reporting Future Reserved Low-Income Corporate Scholarships Greater than \$1m in FY2018**



<sup>13</sup> The STO average scholarship calculation will include double counting if a student attends two different private schools during the year and an STO awards the student scholarships to both schools.



**FY2018 Low-Income Corporate Scholarships by Income Level**

Low-income corporate scholarships are to be awarded to families with income less than 342.25% of poverty level. For the 2017-2018 academic year, 342.25% of the federal poverty level for a household of four was \$84,194. STOs are required to report the percentage of scholarship dollars that go to families with income of 185% or less of poverty level and the percentage of scholarship dollars that go to families with income ranging from above 185% of poverty level to 342.25% of poverty level.

**Overall Share of FY2018 Low-Income Corporate Scholarships by Family Income**

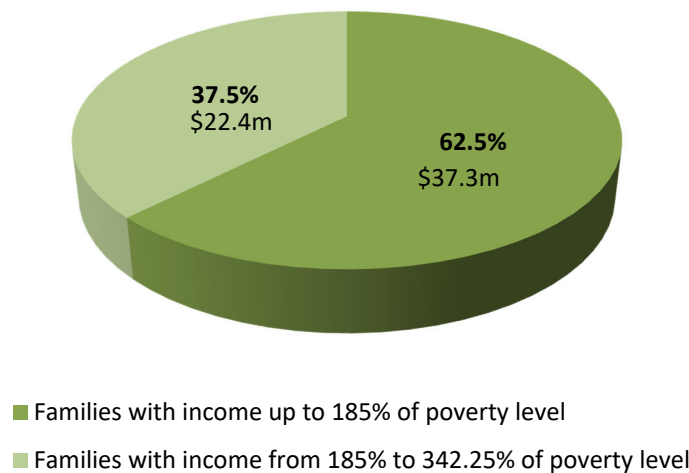


Table 8 (pg. 37) shows the income level percentages for each STO. Five organizations gave 100% of their scholarships to children in families with income of 185% or less of poverty level.

**Low-Income Corporate Credit Program 90/10 Calculation**

All STOs certified to collect low-income corporate donations in FY2018 were evaluated as to their status in relation to the requirement that 90% of all revenue must be paid out in scholarships. From an administrative viewpoint, no STO is expected to pay out 90% of donations it receives in the current year for scholarships the same year. There will always be a lag between revenue received and revenue paid out and it does not mean that an STO with a percentage of less than 90% is in violation of the law. The 90% requirement is evaluated using two different methods: 1) a review of total donations and scholarships over the life of the STO and 2) calculating 90% of credit donations received in a particular fiscal year and tracking the amount to be awarded within the following two fiscal years. The following table shows the lifetime percentage calculated based on total donations and scholarships (method #1) for those STOs certified to receive low-income corporate donations in FY2018.

**Low-Income Corporate Credit Program Lifetime 90/10 Ratios**

School Tuition Organization	Ratio	School Tuition Organization	Ratio
AAA Scholarship Foundation	98.3%	Christian Scholarship Fund of Arizona	54.5%
Academic Opportunity of Arizona	66.6%	Cochise Christian School Tuition Organization	99.7%
America's Scholarship Konnection Inc	22.8%	Corporate Tax Foundation	89.1%
Arizona Community Foundation School Tuition Organization	90.1%	Dynamite Montessori Foundation	90.0%
Arizona Education and Scholarship Opportunity Program	80.8%	Financial Assistance for Independent Schools	73.5%

<b>School Tuition Organization</b>	<b>Ratio</b>	<b>School Tuition Organization</b>	<b>Ratio</b>
Arizona Education First	85.8%	Foundation for Corporate Tax Credit	94.0%
Arizona Episcopal Schools Foundation	91.6%	Greater Arizona Inc.	70.3%
Arizona Independent Schools Scholarship Foundation	65.2%	Independent Schools Corporate Tax Foundation	88.3%
Arizona International Academy Scholarship Fund	101.7%	Institute for Better Education	94.0%
Arizona Leadership Foundation	90.0%	Jewish Education Tax Credit Organization (JETCO)	104.9%
Arizona Lutheran Scholarship Organization	93.6%	Jewish Tuition Organization	62.8%
Arizona Private Education Scholarship Fund	91.4%	Life Development Institute Education Fund	91.1%
Arizona School Choice Trust	84.1%	Northern Arizona Christian School Scholarship Fund	93.4%
Arizona Tuition Connection	55.4%	Pappas Kids Schoolhouse Foundation	90.5%
Arizona Waldorf Scholarship Foundation	90.4%	Private School Tuition Fund 123	84.1%
Arizona's Catholic Tuition Support Organization (CTSO)	82.7%	School Choice Arizona	90.3%
Best Student Fund	56.9%	School Tuition Association of Yuma	92.3%
Brophy Community Foundation	93.2%	Tuition Organization for Private Schools	92.6%
Catholic Education Arizona	76.1%	Valley Tuition Organization	34.1%
Chabad Tuition Organization	66.3%	White Mountain Montessori Tuition Support Organization	100.0%
Christian Scholarship Foundation	94.2%	Yuma's Education Scholarship Fund for Kids	88.7%

Two STOs have lifetime ratios below 50.0 because they are newer to the low-income corporate program; their scholarships should increase significantly within the next year or two. Two STOs have a percentage greater than 100% because scholarships reported were paid with revenue that was not tax credit donations or due to reserved scholarships for specific students in future years. These percentages are being monitored annually and if STOs with low percentages do not improve, ADOR will review that program to determine the reason. Based on the yearly 90% calculation (method #2), there were no STOs in violation of the 90% requirement.

**Table 7**  
**FY2018 Low-Income Corporate Donations and Scholarships by School Tuition Organization**

School Tuition Organization	Donations			Scholarships			Future Reserved Scholarships		
	#	\$ Amount	Average	#	\$ Amount	Average	# of Schools	#	\$ Amount
123TaxCredit.com	2	\$10,000	\$5,000	0	\$0		0	0	\$0
AAA Scholarship Foundation	38	\$11,986,386	\$315,431	1,839	\$9,180,485	\$4,992	104	1,887	\$18,729,875
Academic Opportunity of Arizona	4	\$120,400	\$30,100	31	\$123,898	\$3,997	17	0	\$0
America's Scholarship Konnection Inc	5	\$1,550,000	\$310,000	26	\$89,823	\$3,455	5	23	\$250,000
Arizona Community Foundation School Tuition Organization	6	\$1,910,000	\$318,333	884	\$2,010,091	\$2,274	68	0	\$0
Arizona Education and Scholarship Opportunity Program	1	\$300,000	\$300,000	445	\$550,462	\$1,237	11	0	\$0
Arizona Education First	3	\$45,000	\$15,000	8	\$39,700	\$4,963	2	0	\$0
Arizona Education Scholarship Foundation	13	\$159,000	\$12,231	108	\$153,706	\$1,423	12	22	\$38,733
Arizona Episcopal Schools Foundation	2	\$350,000	\$175,000	120	\$464,640	\$3,872	6	87	\$1,565,725
Arizona Independent Schools Scholarship Foundation	17	\$1,300,175	\$76,481	135	\$576,359	\$4,269	3	17	\$719,000
Arizona International Academy Scholarship Fund	1	\$30,000	\$30,000	13	\$32,543	\$2,503	4	0	\$0
Arizona Leadership Foundation	55	\$17,152,000	\$311,855	5,150	\$15,586,353	\$3,026	153	0	\$0
Arizona Private Education Scholarship Fund	37	\$1,118,600	\$30,232	444	\$791,519	\$1,783	59	144	\$447,710
Arizona School Choice Trust	26	\$2,783,382	\$107,053	1,166	\$3,026,207	\$2,595	77	743	\$2,121,405
Arizona Tax Credit	4	\$140,000	\$35,000	98	\$126,000	\$1,286	17	0	\$0
Arizona Tuition Connection	107	\$8,770,000	\$81,963	2,033	\$4,945,776	\$2,433	130	0	\$0
Arizona Waldorf Scholarship Foundation	0	\$0		2	\$66	\$33	2	0	\$0
Arizona's Catholic Tuition Support Organization (CTSO)	85	\$6,492,384	\$76,381	2,250	\$5,352,665	\$2,379	35	1,198	\$3,144,806
Best Student Fund	2	\$500,000	\$250,000	62	\$284,700	\$4,592	2	0	\$0
Brophy Community Foundation	77	\$3,963,500	\$51,474	1,446	\$3,318,529	\$2,295	35	1,600	\$6,558,110
Catholic Education Arizona	95	\$6,047,710	\$63,660	3,623	\$4,685,827	\$1,293	34	0	\$0
Chabad Tuition Organization	8	\$181,000	\$22,625	30	\$120,000	\$4,000	1	0	\$0
Christian Scholarship Foundation	2	\$15,000	\$7,500	66	\$13,660	\$207	2	0	\$0
Christian Scholarship Fund of Arizona	4	\$30,000	\$7,500	10	\$21,795	\$2,180	3	0	\$0
Cochise Christian School Tuition Organization	2	\$8,000	\$4,000	33	\$7,598	\$230	4	0	\$0
Corporate Tax Foundation	4	\$700,000	\$175,000	119	\$631,623	\$5,308	5	125	\$2,886,000
Dynamite Montessori Foundation	1	\$5,000	\$5,000	1	\$3,900	\$3,900	1	1	\$600
Financial Assistance for Independent Schools	6	\$272,500	\$45,417	34	\$198,000	\$5,824	2	0	\$0
Foundation for Corporate Tax Credit	4	\$110,000	\$27,500	40	\$140,000	\$3,500	2	0	\$0
Greater Arizona Inc.	18	\$467,000	\$25,944	94	\$328,356	\$3,493	1	0	\$0
Independent Schools Corporate Tax Foundation	4	\$865,000	\$216,250	119	\$663,053	\$5,572	5	120	\$2,899,100
Institute for Better Education	32	\$979,000	\$30,594	937	\$524,448	\$560	92	838	\$424,862
Jewish Education Tax Credit Organization (JETCO)	3	\$110,000	\$36,667	63	\$90,926	\$1,443	2	10	\$7,500
Jewish Tuition Organization	38	\$1,358,570	\$35,752	391	\$828,835	\$2,120	6	0	\$0
Life Development Institute Education Fund	2	\$40,000	\$20,000	9	\$36,000	\$4,000	2	0	\$0
Northern Arizona Christian School Scholarship Fund	2	\$10,731	\$5,366	136	\$14,991	\$110	3	0	\$0
Pappas Kids Schoolhouse Foundation	5	\$571,232	\$114,246	295	\$513,744	\$1,742	22	0	\$0
Private School Tuition Fund 123	16	\$400,600	\$25,038	224	\$337,055	\$1,505	11	0	\$0
School Choice Arizona	36	\$2,233,500	\$62,042	1,095	\$2,654,398	\$2,424	57	564	\$3,113,229
School Tuition Association of Yuma	29	\$770,000	\$26,552	433	\$705,413	\$1,629	13	0	\$0
Tuition Organization for Private Schools	7	\$233,050	\$33,293	444	\$199,795	\$450	55	0	\$0

**Table 7**  
**FY2018 Low-Income Corporate Donations and Scholarships by School Tuition Organization**

School Tuition Organization	Donations			Scholarships			Future Reserved Scholarships		
	#	\$ Amount	Average	#	\$ Amount	Average	# of Schools	#	\$ Amount
Valley Tuition Organization	3	\$125,000	\$41,667	33	\$61,567	\$1,866	5	0	\$0
White Mountain Montessori Tuition Support Organization	1	\$5,000	\$5,000	1	\$5,000	\$5,000	1	0	\$0
White Mountain Tuition Support Foundation	1	\$5,000	\$5,000	0	\$0		0	0	\$0
Yuma's Education Scholarship Fund for Kids	1	\$280,000	\$280,000	222	\$251,474	\$1,133	11	0	\$0
<b>TOTALS</b>	<b>809</b>	<b>\$74,503,720</b>	<b>\$92,093.60</b>	<b>24,712</b>	<b>\$59,690,982</b>	<b>\$2,415.47</b>	<b>261</b>	<b>7,379</b>	<b>\$42,906,655</b>

**Table 8**  
**FY2018 Low-Income Corporate Scholarships by Income Level**

School Tuition Organization	Low-Income Corporate Scholarships	% of Scholarships to Families with	
		Income up to 185% of Poverty Level	Income from 185% to 342.25% of Poverty Level
AAA Scholarship Foundation	\$9,180,485	92.0%	8.0%
Academic Opportunity of Arizona	\$123,898	40.6%	59.4%
America's Scholarship Konnection Inc	\$89,823	0.0%	100.0%
Arizona Community Foundation School Tuition Organization	\$2,010,091	81.2%	18.8%
Arizona Education and Scholarship Opportunity Program	\$550,462	38.5%	61.5%
Arizona Education First	\$39,700	46.6%	53.4%
Arizona Education Scholarship Foundation	\$153,706	35.0%	65.0%
Arizona Episcopal Schools Foundation	\$464,640	65.0%	35.0%
Arizona Independent Schools Scholarship Foundation	\$576,359	42.6%	57.4%
Arizona International Academy Scholarship Fund	\$32,543	100.0%	0.0%
Arizona Leadership Foundation	\$15,586,353	48.9%	51.1%
Arizona Private Education Scholarship Fund	\$791,519	67.1%	32.9%
Arizona School Choice Trust	\$3,026,207	71.1%	28.9%
Arizona Tax Credit	\$126,000	50.4%	49.6%
Arizona Tuition Connection	\$4,945,776	54.6%	45.4%
Arizona Waldorf Scholarship Foundation	\$66	100.0%	0.0%
Arizona's Catholic Tuition Support Organization (CTSO)	\$5,352,665	60.5%	39.5%
Best Student Fund	\$284,700	86.8%	13.2%
Brophy Community Foundation	\$3,318,529	70.4%	29.6%
Catholic Education Arizona	\$4,685,827	60.0%	40.0%
Chabad Tuition Organization	\$120,000	100.0%	0.0%
Christian Scholarship Foundation	\$13,660	63.1%	36.9%
Christian Scholarship Fund of Arizona	\$21,795	97.6%	2.4%
Cochise Christian School Tuition Organization	\$7,598	52.2%	47.8%
Corporate Tax Foundation	\$631,623	63.0%	37.0%
Dynamite Montessori Foundation	\$3,900	100.0%	0.0%
Financial Assistance for Independent Schools	\$198,000	56.4%	43.6%
Foundation for Corporate Tax Credit	\$140,000	26.9%	73.1%
Greater Arizona Inc.	\$328,356	88.5%	11.5%
Independent Schools Corporate Tax Foundation	\$663,053	53.8%	46.2%
Institute for Better Education	\$524,448	39.5%	60.5%
Jewish Education Tax Credit Organization (JETCO)	\$90,926	25.9%	74.1%
Jewish Tuition Organization	\$828,835	68.1%	31.9%
Life Development Institute Education Fund	\$36,000	51.9%	48.1%
Northern Arizona Christian School Scholarship Fund	\$14,991	56.4%	43.6%
Pappas Kids Schoolhouse Foundation	\$513,744	97.9%	2.1%
Private School Tuition Fund 123	\$337,055	52.5%	47.5%
School Choice Arizona	\$2,654,398	42.2%	57.8%
School Tuition Association of Yuma	\$705,413	46.0%	54.0%
Tuition Organization for Private Schools	\$199,795	63.8%	36.2%
Valley Tuition Organization	\$61,567	81.7%	18.3%

**Table 8**  
**FY2018 Low-Income Corporate Scholarships by Income Level**

<b>School Tuition Organization</b>	<b>Low-Income Corporate Scholarships</b>	<b>% of Scholarships to Families with</b>	
		<b>Income up to 185% of Poverty Level</b>	<b>Income from 185% to 342.25% of Poverty Level</b>
White Mountain Montessori Tuition Support Organization	\$5,000	100.0%	0.0%
Yuma's Education Scholarship Fund for Kids	\$251,474	48.6%	51.4%
<b>TOTALS</b>	<b>\$59,690,982</b>	<b>62.5%</b>	<b>37.5%</b>

## DISABLED/DISPLACED CORPORATE INCOME TAX OR INSURANCE PREMIUM TAX CREDIT PROGRAM

The corporate income tax credit and insurance premium tax credit for contributions to school tuition organizations for scholarships for disabled/displaced students (disabled/displaced corporate) are governed by A.R.S. §§ 20-224.7, 43-1089.04, 43-1184 and Chapter 15 in Title 43. Sixty-seven STOs were certified to receive corporate donations in FY2018. Statute limits the total amount of disabled/displaced corporate tax credit donations that may be made to STOs in a fiscal year, but there is no cap on the tax credit donation amount that can be made by a single corporation. S-corporations may make a donation to claim a tax credit on their corporate income taxes or the S-corporation may pass the credit through to its individual shareholders. In order for the S-corporation to pass the tax credit through to its individual shareholders, the sum of their corporate tax credit donations must be at least \$5,000.

The disabled/displaced corporate scholarship is available to K-12 students and preschool students with disabilities. Students receiving scholarships from the disabled/displaced corporate donations must meet one of the following requirements: student has a current or expired Multidisciplinary Evaluation Team (MET) report or Individual Education Plan (IEP) from an Arizona public school (for preschool and K-12); *OR* student has a current or expired 504 plan from an Arizona public school (for K-12 only); *OR* student was placed at one time in the Arizona foster care system (for K-12 only and must be verified by the Arizona Department of Child Safety). Additionally, the total amount of scholarships that a student can be awarded by all STOs is limited to 90% of state aid or the cost of tuition, whichever is less. For the 2017-2018 academic year the amount of 90% of state aid ranged from \$2,085 to \$30,547 depending on the student's grade and additional state aid for a special education category.

### Disabled/Displaced Corporate Donation Approval

Donations to STOs for the purpose of receiving the disabled/displaced student corporate income tax credit or insurance premium tax credit are limited by statute to \$5 million in a fiscal year and the donations for the tax credit must be preapproved. The following table shows the statutory limitation compared to the donations approved and donations received by the STOs. The donations made by type of taxpayer are also included.

#### Disabled/Displaced Corporate Donations

Fiscal Year	Statutory Limitation	\$ Approved	\$ Received	# corporations	# insurance companies	# of S corporations
2010	\$5,000,000	\$1,478,880	\$1,478,880	2	4	
2011	\$5,000,000	\$1,079,000	\$1,029,000	3	5	
2012	\$5,000,000	\$283,000	\$283,000	1	5	
2013	\$5,000,000	\$3,580,350	\$3,505,350	6	8	
2014	\$5,000,000	\$3,112,745	\$2,957,765	19	8	
2015	\$5,000,000	\$5,025,000	\$5,000,000	11	17	
2016	\$5,000,000	\$5,325,000	\$5,000,000	13	12	13
2017	\$5,000,000	\$5,147,000	\$5,000,000	9	15	10
2018	\$5,000,000	\$5,000,000	\$5,000,000	4	4	6

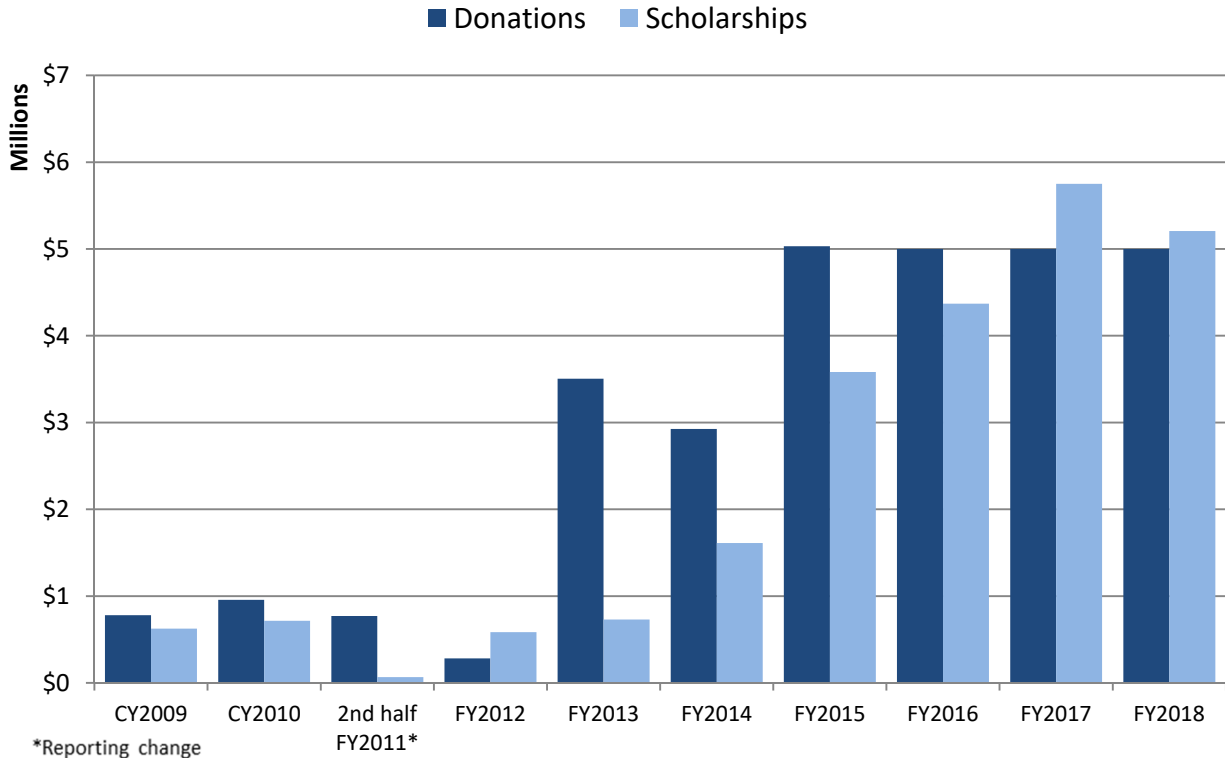
There were 15 donations approved and 15 donations received in FY2018 for the disabled/displaced corporate tax credit. The 15 donations received came from 14 corporations. Four of the 14 corporations were insurance companies donating \$2,364,500 and six were S-corporations donating \$120,500. For FY2018, the average disabled/displaced corporate donation received by STOs was \$333,333.

The range of the 15 donations made to the STOs is shown in the following table. Note that there are companies that make donations to multiple STOs and this data summarizes the donations made and are not aggregated by corporation.

### Disabled/Displaced Corporate Donations by Size

Donation Size	# donations	Donation Size	# donations
\$10,000 or less	3	\$50,001 to \$100,000	3
\$10,001 to \$20,000	0	\$100,001 to \$250,000	0
\$20,001 to \$50,000	5	\$250,001 and over	4

### Growth in Disabled/Displaced Corporate Credit Program



The following table shows the number of STOs collecting disabled/displaced corporate donations in each reporting period, the number of donations and the amount of tax credit donations. The percentage change is calculated for prior year amounts reported. No percentage change is calculated for FY2011 as this is the first fiscal year reporting period. The table also shows the number of STOs providing disabled/displaced corporate scholarships in each period, the number of scholarships and the amount of scholarships paid. As with the donations data, no percentage change is calculated for FY2011 as this was the first fiscal year reporting period. Please note that the number of scholarships paid does not equate to the number of students receiving scholarships. Many families seek scholarships from multiple STOs, resulting in one child being counted several times in the scholarship counts.

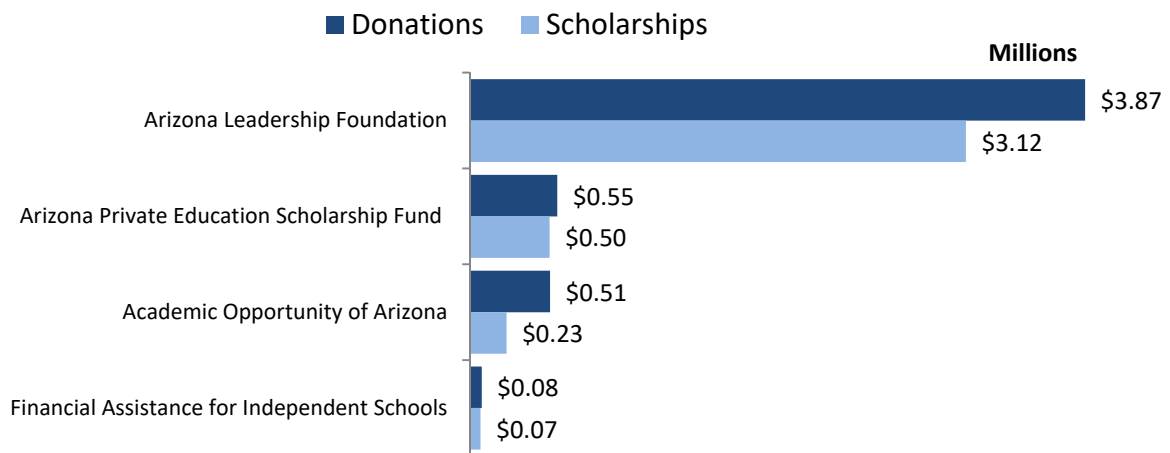
### DISABLED/DISPLACED CORPORATE INCOME TAX CREDIT PROGRAM

Reporting Year	Disabled/Displaced Corporate Donations				Disabled/Displaced Corporate Scholarships			
	# of STOs	# donations	\$ Amount	% change	# of STOs	# scholarships	\$ Amount	% change
CY2009	4	6	\$781,000		5	114	\$625,335	
CY2010	5	8	\$956,880	22.5%	6	166	\$715,424	14.4%
FY2011	5	13	\$1,204,000	25.8%	5	114	\$559,333	-21.8%



Reporting Year	Disabled/Displaced Corporate Donations				Disabled/Displaced Corporate Scholarships			
	# of STOs	# donations	\$ Amount	% change	# of STOs	# scholarships	\$ Amount	% change
FY2012	3	6	\$283,000	-76.5%	5	119	\$583,865	4.4%
FY2013	8	17	\$3,505,350	1138.6%	6	217	\$731,231	25.2%
FY2014	11	29	\$2,925,845	-16.5%	8	346	\$1,611,469	120.4%
FY2015	12	31	\$5,031,920 <sup>14</sup>	72.0%	12	806	\$3,581,873	122.3%
FY2016	12	40	\$5,000,000	-0.6%	14	934	\$4,370,439	22.0%
FY2017	12	40	\$5,000,000	0.0%	18	1,103	\$5,750,839	31.6%
FY2018	4	15	\$5,000,000	0.0%	14	1,162	\$5,205,607	-9.5%

### Top 4 STOs by FY2018 Disabled/Displaced Corporate Donations



### FY2018 Disabled/Displaced Corporate Donations and Scholarships

Table 9 (pg. 45) shows the number, amount and average of the FY2018 disabled/displaced corporate donations received by STO. In addition, the number and amount of scholarships paid by STO as well as the average scholarships<sup>15</sup> and number of schools receiving scholarships is included. This table also provides the number and amount of disabled/displaced corporate future reserved scholarships reported by each STO.

- Arizona Leadership Foundation received the most disabled/displaced corporate donations totaling \$3,869,500 or 77% of total donations. Arizona Private Education Scholarship Fund received the largest number of donations at 9 or 60% of the total.
- Arizona Leadership Foundation received the largest average disabled/displaced corporate donation amount of \$1,934,750.
- Arizona Leadership Foundation paid the highest amount of disabled/displaced corporate scholarships (\$3,120,195 or 60% of the total) and awarded the largest number of scholarships (410 scholarships or 35% of the total).
- AAA Scholarship Foundation awarded the largest average disabled/displaced corporate scholarship of \$10,435.

<sup>14</sup> Total donations reported for FY15 were greater than the cap due to monies received at the end of FY14 approved under the FY14 cap that were not deposited until FY15.

<sup>15</sup> The STO average scholarship calculation will include double counting if a student attends two different private schools during the year and an STO awards the student scholarships to both schools.

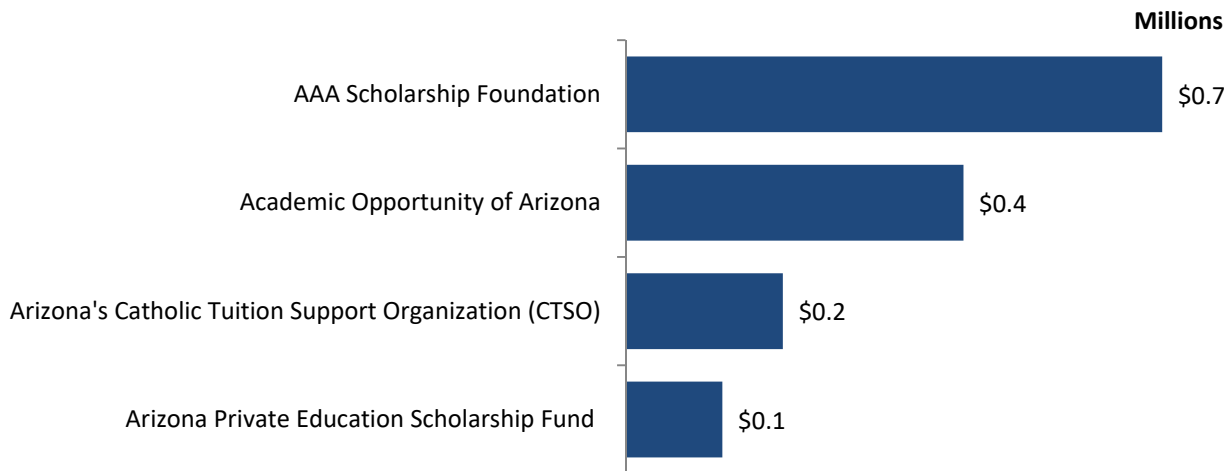
- Arizona Leadership Foundation awarded disabled/displaced corporate scholarships to a total of 78 schools.
- No STOs provided disabled/displaced corporate scholarships to the required minimum of two private schools.

There were three STOs that provided disabled/displaced corporate scholarships to only one private school. When verifying an STO’s compliance with the statutory requirement to not limit scholarships to only one school, both the low-income and disabled/displaced corporate scholarship programs are reviewed together. Based on information provided by the STOs, none were considered in violation.

**Future Reserved Disabled/Displaced Corporate Scholarships**

STOs also reserved scholarships for specific students for future years. Nine STOs reserved an additional \$1,625,036 in the disabled/displaced corporate donation program for 245 students. AAA Scholarship Foundation reported in FY2018 reserving the largest amount of disabled/displaced corporate donations for future year scholarships of \$709,377 for 34 students. It should be noted that a portion of the reserved future year awards reported by STOs may be for scholarships to be awarded in the upcoming academic year.

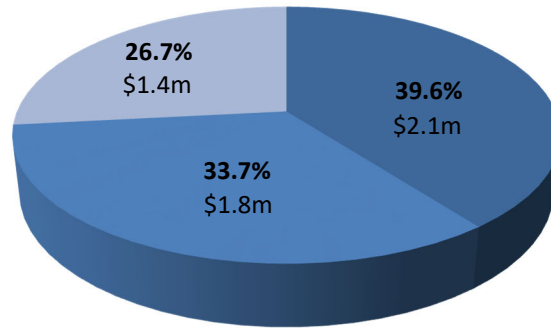
**STOs Reporting Future Reserved Disabled/Displaced Corporate Scholarships Greater than \$100,000 in FY2018**



**FY2018 Disabled/Displaced Corporate Scholarships by Income Level**

STOs are required to report the percentage of scholarship dollars that go to families with income of 185% or less of poverty level and the percentage of scholarship dollars that go to families with income ranging from above 185% of poverty level to 342.25% of poverty level. For the 2017-2018 academic year, 342.25% of the federal poverty level for a household of four was \$84,194.

**Overall Share of FY2018 Disabled/Displaced Corporate Scholarships by Family Income**



- Families with income up to 185% of poverty level
- Families with income from 185% to 342.25% of poverty level
- Families with income greater than 342.25% of poverty level

Table 10 (pg. 46) shows the percentages for each STO. Two organizations gave 100% of their disabled/displaced corporate scholarships to children in families with income of 185% or less of poverty level while two STOs gave 100% of their scholarships to children in families with income between 185% and 342.25% of poverty level. There were three STOs that gave more than 50% of their disabled/displaced corporate scholarships to children of families with income greater than 342.25% of poverty level.

**Disabled/Displaced Corporate Credit Program 90/10 Calculation**

All STOs certified to collect disabled/displaced corporate donations in FY2018 were evaluated as to their status in relation to the requirement that 90% of all revenue must be paid out in scholarships. From an administrative viewpoint, no STO is expected to pay out 90% of donations it receives in the current year for scholarships the same year. There will always be a lag between revenue received and revenue paid out and it does not mean that an STO with a percentage of less than 90% is in violation of the law. The 90% requirement is evaluated using two different methods: 1) a review of total donations and scholarships over the life of the STO and 2) calculating 90% of credit donations received in a particular fiscal year and tracking the amount to be awarded within the following two fiscal years. The following table shows the lifetime percentage calculated based on total donations and scholarships (method #1) for those STOs certified to receive disabled/displaced corporate donations in FY2018.

**Disabled/Displaced Corporate Credit Program Lifetime 90/10 Ratios**

School Tuition Organization	Ratio	School Tuition Organization	Ratio
AAA Scholarship Foundation	91.0%	Arizona's Catholic Tuition Support Organization (CTSO)	108.1%
Academic Opportunity of Arizona	83.6%	Dynamite Montessori Foundation	119.7%
America's Scholarship Konnection Inc	51.1%	Financial Assistance for Independent Schools	83.5%
Arizona Community Foundation School Tuition Organization	90.5%	Institute for Better Education	105.1%
Arizona Leadership Foundation	77.3%	School Choice Arizona	84.2%
Arizona Private Education Scholarship Fund	92.2%	Tuition Organization for Private Schools	90.1%
Arizona School Choice Trust	89.8%	Yuma's Education Scholarship Fund for Kids	90.9%
Arizona Tuition Connection	90.1%		

No STOs had a lifetime ratio below 50.0. Three STOs had a percentage greater than 100% because scholarships were with from revenue that was not tax credit donations or due to reserved scholarships for

specific students in future years. These percentages are being monitored annually and if STOs with low percentages do not improve, ADOR will review that program to determine the reason. Based on the yearly 90% calculation (method #2), there was one STO that was found in violation which corrected the issue within the statutorily allowed 90-day period.

**Table 9**  
**FY2018 Disabled/Displaced Corporate Donations and Scholarships by School Tuition Organization**

School Tuition Organization	Donations			Scholarships			# of Schools	Future Reserved Scholarships	
	#	\$ Amount	Average	#	\$ Amount	Average		#	\$ Amount
AAA Scholarship Foundation	0	\$0		50	\$521,762	\$10,435	33	34	\$709,377
Academic Opportunity of Arizona	3	\$505,000	\$168,333	27	\$230,580	\$8,540	13	52	\$446,556
America's Scholarship Konnection Inc	0	\$0		15	\$56,561	\$3,771	1	15	\$50,000
Arizona Community Foundation School Tuition Organization	0	\$0		163	\$124,313	\$763	49	0	\$0
Arizona Leadership Foundation	2	\$3,869,500	\$1,934,750	410	\$3,120,195	\$7,610	78	0	\$0
Arizona Private Education Scholarship Fund	9	\$550,500	\$61,167	164	\$501,511	\$3,058	41	64	\$127,895
Arizona School Choice Trust	0	\$0		16	\$88,657	\$5,541	5	18	\$75,643
Arizona's Catholic Tuition Support Organization (CTSO)	0	\$0		57	\$227,955	\$3,999	18	57	\$207,830
Dynamite Montessori Foundation	0	\$0		2	\$1,000	\$500	1	1	\$500
Financial Assistance for Independent Schools	1	\$75,000	\$75,000	15	\$67,499	\$4,500	1	0	\$0
Institute for Better Education	0	\$0		226	\$217,356	\$962	59	0	\$0
School Choice Arizona	0	\$0		5	\$25,260	\$5,052	4	5	\$7,235
Tuition Organization for Private Schools	0	\$0		7	\$18,511	\$2,644	3	0	\$0
Yuma's Education Scholarship Fund for Kids	0	\$0		5	\$4,447	\$889	3	0	\$0
<b>TOTALS</b>	<b>15</b>	<b>\$5,000,000</b>	<b>\$333,333</b>	<b>1,162</b>	<b>\$5,205,607</b>	<b>\$4,479.87</b>	<b>139</b>	<b>246</b>	<b>\$1,625,036</b>

**Table 10**  
**FY2018 Disabled/Displaced Corporate Scholarships by Income Level**

School Tuition Organization	Disabled/Displaced Corporate Scholarships	% of Scholarships to Families with		
		Income up to 185% of Poverty Level	Income from 185% to 342.25% of Poverty Level	Remaining %
AAA Scholarship Foundation	\$521,762	33.6%	20.5%	45.9%
Academic Opportunity of Arizona	\$230,580	28.8%	71.2%	0.0%
America's Scholarship Konnection Inc	\$56,561	100.0%	0.0%	0.0%
Arizona Leadership Foundation	\$3,120,195	46.4%	33.2%	20.4%
Arizona Private Education Scholarship Fund	\$501,511	20.9%	30.2%	48.9%
Arizona School Choice Trust	\$88,657	0.0%	100.0%	0.0%
Arizona's Catholic Tuition Support Organization (CTSO)	\$227,955	43.0%	34.1%	22.9%
Dynamite Montessori Foundation	\$1,000	100.0%	0.0%	0.0%
Financial Assistance for Independent Schools	\$67,499	11.3%	32.2%	56.5%
Institute for Better Education	\$217,356	22.9%	30.0%	47.0%
School Choice Arizona	\$25,260	23.0%	0.0%	77.0%
Tuition Organization for Private Schools	\$18,511	0.0%	65.2%	34.8%
Yuma's Education Scholarship Fund for Kids	\$4,447	0.0%	0.0%	100.0%
Arizona Community Foundation School Tuition Organization	\$124,313	37.0%	27.0%	36.0%
<b>TOTALS</b>	<b>\$5,205,607</b>	<b>39.6%</b>	<b>33.7%</b>	<b>26.7%</b>

## SCHOLARSHIPS BY PRIVATE SCHOOL

STOs provide scholarships from the tax credit donations to students attending qualified Arizona private schools. A qualified school is a preschool that offers services to students with disabilities, and a nongovernmental primary or secondary school (K-12) that is located in this state and that does not discriminate based on race, color, disability, familial status or national origin. All teaching staff and personnel who have unsupervised contact with students are required to be fingerprinted. A qualified school does not include a charter school or any program operated by a charter school.

In terms of where the scholarship money went within Arizona, 59.4% of the scholarships and 60.1% of the scholarship money went to schools located in Maricopa County. Schools in thirteen of the fifteen counties received scholarship money. The following map shows the number of scholarships, the amount of scholarships and the average scholarship paid out by county in FY2018.

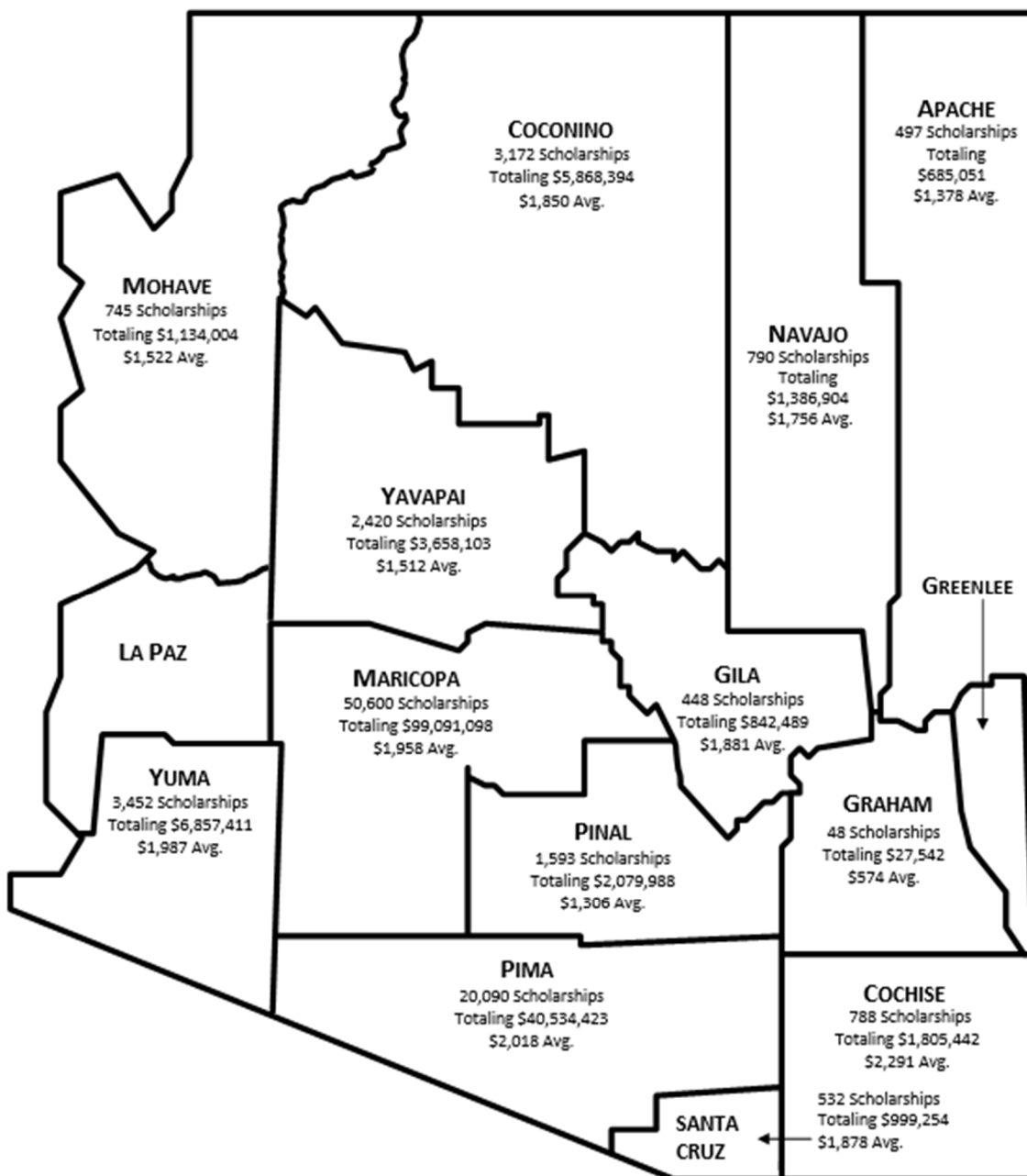


Table 11 (pg. 49) shows the cities or towns within which scholarship money was received, the number of scholarships, total scholarships and the average scholarship amount. The majority of scholarship money and number of scholarships went to students attending private schools within the City of Phoenix. Private schools located in Phoenix received \$50,241,181 or 30.5% of the total scholarship amount from all credit programs. The largest average scholarship for a city or town was \$27,430 for a school located in Phoenix.



**Table 11**  
**FY2018 Total Scholarships - All Credit Programs by Location of Private School**

<b>City/Town</b>	<b>#</b>	<b>\$ Amount</b>	<b>Average</b>
Anthem	476	\$698,447	\$1,467
Anthem/Peoria	45	\$75,472	\$1,677
Avondale	737	\$952,259	\$1,292
Bapchule	844	\$628,905	\$745
Benson	32	\$11,687	\$365
Bisbee	47	\$104,433	\$2,222
Buckeye	235	\$291,522	\$1,241
Bullhead City	10	\$23,294	\$2,329
Bylas	38	\$21,445	\$564
Camp Verde	270	\$424,839	\$1,573
Carefree	5	\$4,252	\$850
Casa Grande	493	\$1,067,640	\$2,166
Cave Creek	546	\$904,069	\$1,656
Chandler	4,017	\$8,400,740	\$2,091
Cornville	1	\$2,000	\$2,000
Cottonwood	332	\$664,009	\$2,000
Douglas	245	\$867,049	\$3,539
El Mirage	14	\$5,239	\$374
Flagstaff	3,102	\$5,618,120	\$1,811
Florence	13	\$4,330	\$333
Gilbert	3,162	\$7,744,980	\$2,449
Gilbert/Goodyear	7	\$11,573	\$1,653
Gilbert/Tempe	51	\$303,456	\$5,950
Glendale	3,648	\$5,081,986	\$1,393
Goodyear	1,210	\$1,988,912	\$1,644
Green Valley	12	\$15,347	\$1,279
Holbrook	67	\$39,878	\$595
Kingman	317	\$318,117	\$1,004
Lake Havasu City	418	\$792,593	\$1,896
Laveen	10	\$10,924	\$1,092
Litchfield Park	404	\$650,069	\$1,609
Maricopa	2	\$3,879	\$1,940
Mayer	38	\$244,236	\$6,427
Mesa	2,465	\$4,416,202	\$1,792
Mesa/Gilbert	46	\$162,706	\$3,537
Nogales	532	\$999,254	\$1,878
Oro Valley	429	\$1,000,085	\$2,331
Page	11	\$18,843	\$1,713
Paradise Valley	1,007	\$2,749,893	\$2,731
Payson	206	\$309,997	\$1,505
Peoria	205	\$512,444	\$2,500
Peoria/Tempe	2	\$4,158	\$2,079
Peridot	33	\$18,550	\$562
Phoenix	25,901	\$50,241,181	\$1,940
Picacho	7	\$8,838	\$1,263

Total may not match data in other tables due to missing school information.

**Table 11**  
**FY2018 Total Scholarships - All Credit Programs by Location of Private School**

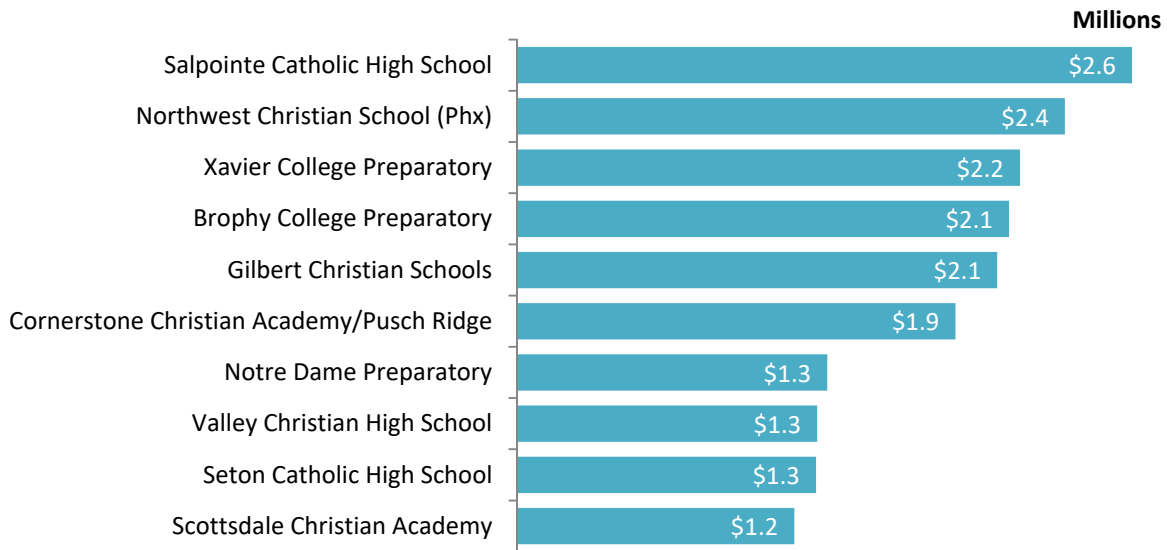
<b>City/Town</b>	<b>#</b>	<b>\$ Amount</b>	<b>Average</b>
Pinetop	6	\$29,525	\$4,921
Prescott	1,779	\$2,323,018	\$1,306
Queen Creek	87	\$158,444	\$1,821
Rock Point	79	\$220,739	\$2,794
Safford	10	\$6,097	\$610
San Carlos	209	\$513,941	\$2,459
San Tan Valley	147	\$207,952	\$1,415
Scottsdale	4,023	\$9,735,039	\$2,420
Scottsdale, Gilbert, Glendale, Phoenix	127	\$290,545	\$2,288
Sedona	59	\$231,431	\$3,923
Show Low	482	\$1,047,898	\$2,174
Sierra Vista	385	\$735,791	\$1,911
St. Michael	418	\$464,312	\$1,111
Sun Valley	60	\$64,885	\$1,081
Surprise	69	\$65,067	\$943
Tempe	1,872	\$3,420,466	\$1,827
Tucson	19,649	\$39,518,990	\$2,011
Whiteriver	70	\$51,756	\$739
Wickenburg	305	\$342,197	\$1,122
Willcox	79	\$86,483	\$1,095
Winslow	105	\$152,962	\$1,457
Youngtown	11	\$27,300	\$2,482
Yuma	3,452	\$6,857,411	\$1,987
<b>TOTAL</b>	<b>85,175</b>	<b>\$164,970,102</b>	<b>\$1,937</b>

Total may not match data in other tables due to missing school information.

### FY2018 Scholarships by Private School

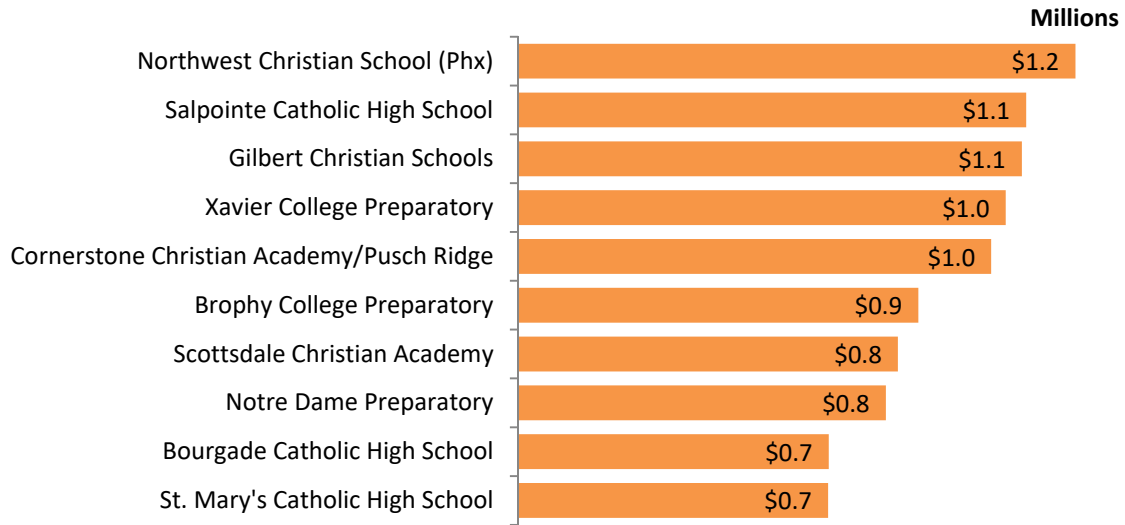
STOs provided scholarships from all four credit programs to 366 private schools in FY2018. There were 54 private schools that received scholarship money from 11 or more STOs. One private school, Xavier College Preparatory, received scholarships from 22 STOs. Of the 366 private schools, 92 received scholarship money from only one STO. Table 12 (pg. 55) lists the 366 private schools with students that received scholarship money from one or more of the four credit programs in FY2018. In addition, the total average scholarship for all credit programs and the sum of future reserved scholarships for all credit programs are provided.

### Top 10 Private Schools by Original Individual Scholarships in FY2018



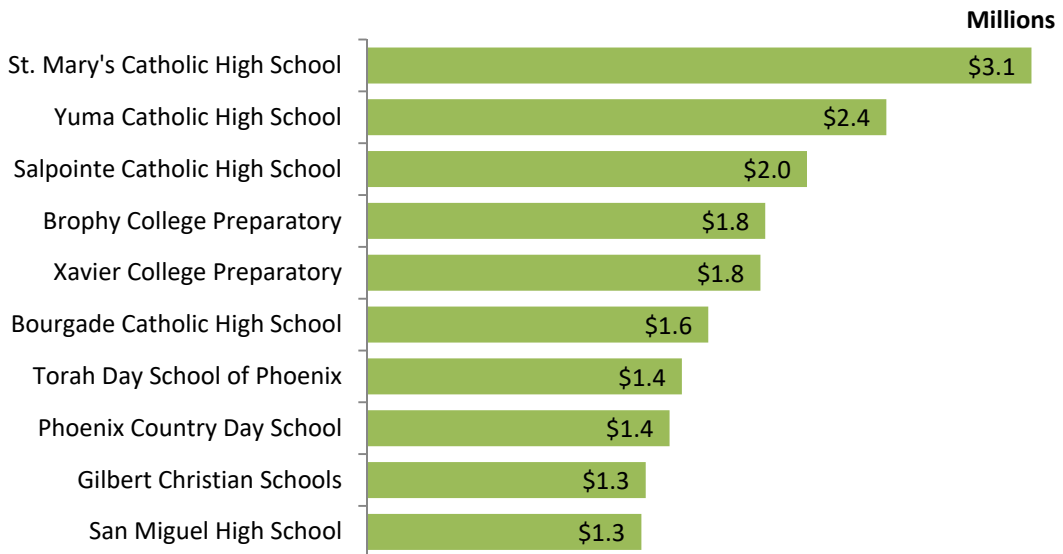
**Original Individual Scholarships** – Ten private schools received more than \$1.0 million in original individual scholarships in FY2018. Northwest Christian School (Phx) received the largest number of original individual scholarships totaling 1,269 while Desert Voices Oral Learning Center had the largest average original individual scholarship of \$29,575.

### Top 10 Private Schools by Switcher Individual Scholarships in FY2018



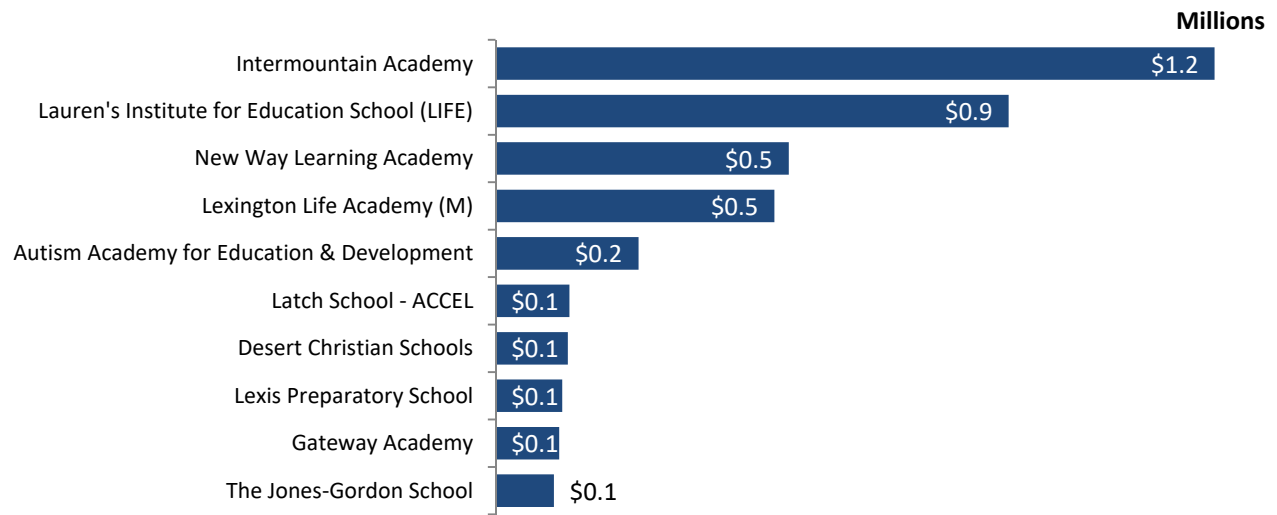
**Switcher Individual Scholarships** – Five private schools received more than \$1.0 million in switcher individual scholarships in FY2018. Northwest Christian School (Phx) received the largest number of switcher individual scholarships totaling 878 while Desert Voices Oral Learning Center had the largest average switcher individual scholarship of \$25,285.

### Top 10 Private Schools by Low-Income Corporate Scholarships in FY2018



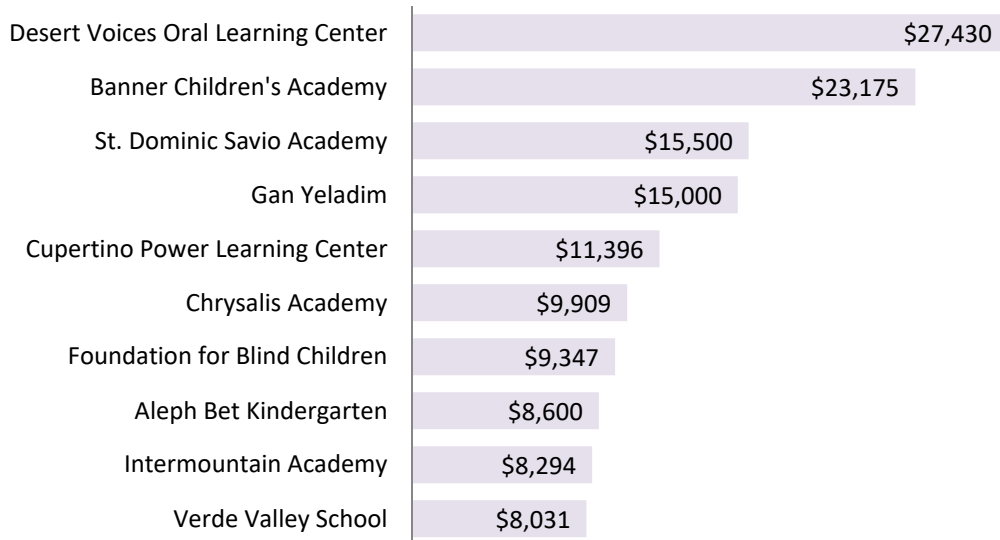
**Low-Income Corporate Scholarships** – Twelve private schools received more than \$1.0 million in low-income corporate scholarships in FY2018. St. Mary's Catholic High School received the largest number of low-income corporate scholarships totaling 1,044 while Bella Vista College Preparatory School had the largest average low-income corporate scholarship of \$6,364.

### Top 10 Private Schools by Disabled/Displaced Corporate Scholarships in FY2018



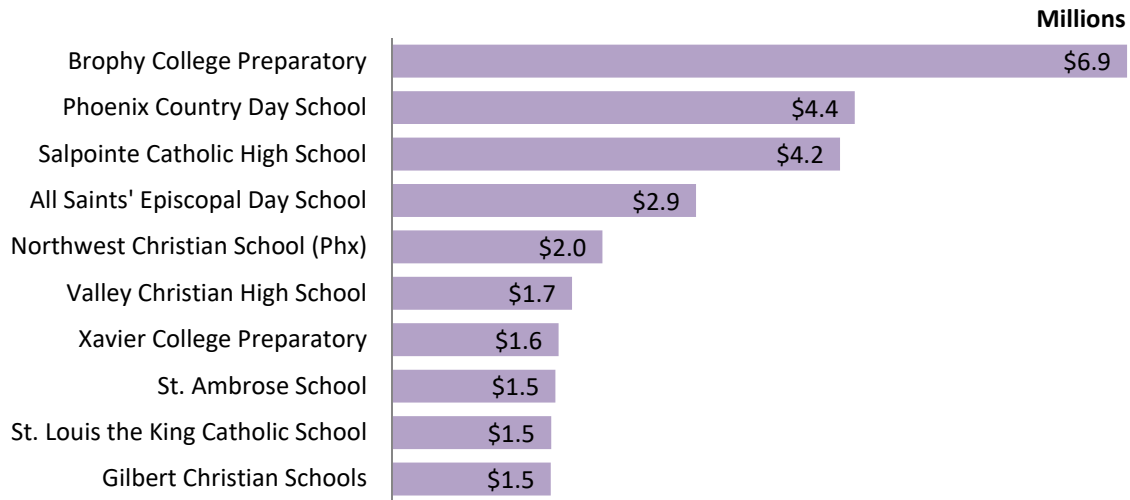
**Disabled/Displaced Corporate Scholarships** – One private school received more than \$1.0 million in disabled/displaced corporate scholarships in FY2018. New Way Learning Academy received the largest number of disabled/displaced corporate scholarships totaling 104 while Cupertino Power Learning Center had the largest average disabled/displaced corporate scholarship of \$30,000.

### Top 10 Private Schools by Total Average Scholarship in FY2018



**Total Average Scholarships** – The FY2018 total overall average scholarship for all credit programs was \$1,937. Five private schools received scholarships from one or more of the credit programs that provided an overall average scholarship greater than \$10,000.

### Top 10 Private Schools with Future Reserved Scholarships in FY2018



**Future Reserved Scholarships for All Credit Programs** – In FY2018 STOs reported future reserved scholarships for students attending 298 private schools. Those students who have not identified a private school to the STO at the time of the report (scholarships for new applicants reserved for following academic year or students that will be transitioning to a different school) are included in the “Data not provided” category. Sixteen private schools were reported by STOs to have students with future reserved scholarships greater than \$1 million from one or more of the credit programs. Salpointe Catholic High School has the largest number of students with future reserved scholarships at 1,454. It should be noted that a portion of the reserved future year awards reported by STOs may be for scholarships to be awarded in the upcoming academic year.

**Table 12**  
**FY2018 Scholarships by Private School**

Private School	Original Individual		Switcher Individual		Low-Income Corporate		Disabled/Displaced Corporate		Total Average Scholarship	Sum of All Future Reserved	
	Number	\$ Amount	Number	\$ Amount	Number	\$ Amount	Number	\$ Amount		Number	\$ Amount
2nd Street Children's School	18	\$55,294	18	\$31,196	0	\$0	0	\$0	\$2,402	22	\$39,570
91st Psalm Christian School	85	\$76,338	75	\$76,072	52	\$116,438	0	\$0	\$1,268	86	\$151,465
Abbie Loveland Tuller	14	\$27,932	11	\$11,062	25	\$77,800	24	\$48,123	\$2,229	14	\$83,464
Ace Academy	6	\$6,602	1	\$2,235	0	\$0	0	\$0	\$1,263	7	\$3,319
ACES (Austin Centers for Exceptional Students)	1	\$3,158	1	\$1,000	0	\$0	0	\$0	\$2,079	6	\$35,468
Acton Academy	5	\$9,201	3	\$5,331	2	\$4,500	0	\$0	\$1,903	3	\$5,812
Adobe Adventist Christian School	7	\$15,155	3	\$4,562	0	\$0	0	\$0	\$1,972	0	\$0
Ahwatukee Foothills Montessori	16	\$81,039	15	\$36,077	0	\$0	0	\$0	\$3,778	34	\$112,058
Aldea Montessori	15	\$19,280	21	\$35,328	8	\$42,300	0	\$0	\$2,202	0	\$0
Aleph Bet Kindergarten	1	\$3,000	19	\$200,200	7	\$29,000	0	\$0	\$8,600	0	\$0
Al-Huda School	9	\$31,499	16	\$24,995	10	\$45,600	0	\$0	\$2,917	36	\$63,482
All Saints Catholic School (Our Lady of the Mountains)	36	\$64,118	22	\$61,150	36	\$59,812	0	\$0	\$1,969	122	\$215,585
All Saints' Episcopal Day School	166	\$509,535	115	\$295,079	191	\$880,166	0	\$0	\$3,569	180	\$2,873,149
Ambassador Christian Academy	50	\$99,392	26	\$46,846	8	\$9,750	0	\$0	\$1,857	31	\$43,368
American Family Education	45	\$30,662	29	\$11,998	9	\$6,470	0	\$0	\$592	1	\$977
American Indian Christian School	18	\$61,426	1	\$6,104	0	\$0	0	\$0	\$3,554	4	\$6,766
Annunciation Catholic School	213	\$276,448	111	\$165,177	54	\$100,101	4	\$9,529	\$1,443	45	\$41,892
Apache Baptist Academy	21	\$13,652	16	\$7,593	1	\$200	0	\$0	\$564	9	\$3,656
Apostolic Faith Center Christian Academy	0	\$0	1	\$2,700	10	\$24,600	0	\$0	\$2,482	10	\$21,000
Arcadia Montessori	1	\$2,000	3	\$27,620	1	\$5,200	0	\$0	\$6,964	0	\$0
Arizona Christian Academy	0	\$0	1	\$1,000	0	\$0	0	\$0	\$1,000	0	\$0
Arizona Cultural Academy	140	\$543,878	110	\$345,616	250	\$811,636	0	\$0	\$3,402	121	\$276,379
Arizona International Academy	6	\$26,000	0	\$0	7	\$39,500	0	\$0	\$5,038	6	\$61,800
Arizona Language Preparatory	0	\$0	0	\$0	0	\$0	0	\$0	\$0	1	\$473
Arizona Lutheran Academy	161	\$425,844	105	\$183,559	73	\$208,734	3	\$5,063	\$2,407	76	\$319,764
Arrowhead Christian Academy	140	\$170,370	94	\$107,445	37	\$118,121	0	\$0	\$1,461	110	\$325,589
Arrowhead Montessori School	22	\$24,527	16	\$16,344	4	\$18,500	1	\$750	\$1,398	14	\$14,816
Ascension Lutheran School	18	\$69,127	17	\$15,087	0	\$0	0	\$0	\$2,406	8	\$4,395
Atonement Lutheran School	59	\$96,581	37	\$50,206	4	\$3,420	0	\$0	\$1,502	43	\$49,735
Autism Academy for Education & Development	16	\$12,949	14	\$35,466	3	\$15,900	18	\$239,141	\$5,950	23	\$61,580
Awakening Seed School	32	\$101,549	17	\$47,401	1	\$1,500	0	\$0	\$3,009	52	\$155,138
AZ Aspire Academy	11	\$19,853	11	\$30,364	2	\$2,500	7	\$59,809	\$3,630	13	\$95,524
Banner Children's Academy	0	\$0	0	\$0	0	\$0	1	\$23,175	\$23,175	2	\$77,312
Bayer Private School	29	\$60,427	20	\$28,284	1	\$250	0	\$0	\$1,779	32	\$53,350
Beautiful Savior Academy	12	\$21,195	8	\$4,938	0	\$0	0	\$0	\$1,307	9	\$7,115
Bella Montessori School	2	\$4,870	3	\$7,450	2	\$5,800	0	\$0	\$2,589	0	\$0
Bella Vista College Preparatory School	36	\$81,390	9	\$51,725	11	\$70,000	2	\$7,697	\$3,635	31	\$154,400
Bethany Christian School	179	\$402,122	182	\$295,002	57	\$94,575	6	\$7,004	\$1,884	122	\$269,607
Black Mountain Science Academy	9	\$15,213	3	\$5,958	3	\$1,500	0	\$0	\$1,511	0	\$0
Blessed Sacrament Kindergarten	11	\$64,952	9	\$29,056	0	\$0	0	\$0	\$4,700	0	\$0
Bourgade Catholic High School	485	\$702,946	470	\$663,370	673	\$1,569,199	32	\$52,152	\$1,800	187	\$490,865
Breakthrough Academy	2	\$12,235	2	\$9,251	0	\$0	0	\$0	\$5,371	2	\$3,500
Bridges Preschool & Kindergarten (G)	2	\$2,070	0	\$0	0	\$0	0	\$0	\$1,035	0	\$0
Bridges Preschool & Kindergarten (M)	3	\$1,260	1	\$260	6	\$11,000	0	\$0	\$1,252	0	\$0

**Table 12**  
**FY2018 Scholarships by Private School**

Private School	Original Individual		Switcher Individual		Low-Income Corporate		Disabled/Displaced Corporate		Total Average Scholarship	Sum of All Future Reserved	
	Number	\$ Amount	Number	\$ Amount	Number	\$ Amount	Number	\$ Amount		Number	\$ Amount
Bridges Preschool & Kindergarten (T)	3	\$8,090	7	\$4,160	4	\$11,290	0	\$0	\$1,681	0	\$0
Bright Horizons Family Ctr	2	\$1,005	2	\$503	0	\$0	0	\$0	\$377	0	\$0
Brightmont Academy	4	\$20,835	2	\$14,050	0	\$0	0	\$0	\$5,814	0	\$0
Brophy College Preparatory	687	\$2,112,238	335	\$854,468	335	\$1,831,215	5	\$6,663	\$3,528	961	\$6,941,034
Calvary Baptist School	35	\$18,212	27	\$8,815	38	\$40,312	0	\$0	\$673	0	\$0
Calvary Chapel Christian School	226	\$361,888	157	\$167,970	38	\$54,475	5	\$3,000	\$1,379	186	\$118,499
Calvary Christian Academy (LH)	192	\$423,098	144	\$216,420	10	\$10,000	0	\$0	\$1,877	106	\$184,936
Camelback Christian School	9	\$17,722	9	\$12,453	0	\$0	0	\$0	\$1,676	6	\$2,622
Camelback Desert School	2	\$3,681	2	\$1,038	0	\$0	0	\$0	\$1,180	1	\$920
Camp Verde United Christian School	4	\$3,768	10	\$10,380	32	\$96,650	1	\$500	\$2,368	0	\$0
Carden Christian Academy Central	41	\$29,708	26	\$14,871	13	\$12,570	2	\$6,122	\$772	55	\$42,075
Carefree Christian Academy	7	\$21,449	7	\$12,759	2	\$4,500	0	\$0	\$2,419	0	\$0
Carefree Christian Academy	3	\$2,948	2	\$1,303	0	\$0	0	\$0	\$850	0	\$0
Casa del Nino Bilingual Montessori School	17	\$41,600	17	\$29,880	4	\$16,260	0	\$0	\$2,309	2	\$4,445
Casa Ninos School of Montessori	2	\$4,792	1	\$3,488	0	\$0	0	\$0	\$2,760	4	\$2,930
Casas Christian School	251	\$497,515	226	\$281,847	230	\$328,659	26	\$19,850	\$1,539	192	\$491,416
Castlehill Country Day School	56	\$85,107	32	\$67,023	15	\$60,420	1	\$400	\$2,048	26	\$50,364
Cave Creek Montessori	10	\$15,360	12	\$51,303	3	\$9,295	0	\$0	\$3,038	0	\$0
Chandler Christian Academy	111	\$258,481	107	\$169,161	17	\$26,850	1	\$2,268	\$1,935	116	\$292,165
Chaparral Christian Preschool & Kindergarten	9	\$22,955	8	\$12,965	0	\$0	0	\$0	\$2,113	10	\$4,804
Cheder Lubavitch	63	\$200,627	10	\$26,149	74	\$291,610	0	\$0	\$3,526	21	\$63,000
Children's Center for Neurodevelopmental Studies	1	\$201	1	\$352	0	\$0	0	\$0	\$277	0	\$0
Christ Church School	37	\$77,921	40	\$57,765	7	\$37,100	0	\$0	\$2,057	22	\$236,783
Christ Lutheran School	341	\$701,831	238	\$428,129	19	\$33,749	3	\$3,553	\$1,942	179	\$255,953
Christ the King Catholic School	227	\$311,895	145	\$122,753	135	\$218,393	3	\$2,200	\$1,285	251	\$524,410
Christian Academy of Prescott	129	\$121,525	116	\$65,108	37	\$44,773	2	\$5,817	\$835	32	\$37,448
Christ's Greenfield Lutheran School	314	\$613,891	225	\$371,349	111	\$199,498	1	\$750	\$1,821	177	\$309,187
Chrysalis Academy	2	\$18,477	2	\$21,160	0	\$0	0	\$0	\$9,909	3	\$2,723
Clear View Academy	0	\$0	0	\$0	0	\$0	0	\$0	\$0	1	\$491
Cochise SDA Christian School	16	\$8,620	13	\$3,913	18	\$91,900	0	\$0	\$2,222	18	\$153,700
Community Montessori	7	\$18,553	7	\$22,523	0	\$0	0	\$0	\$2,934	14	\$43,928
Community Schoolhouse	5	\$4,946	2	\$97	0	\$0	0	\$0	\$720	0	\$0
Cornerstone Christian Academy/Pusch Ridge	866	\$1,882,181	622	\$1,010,238	351	\$725,865	39	\$29,816	\$1,943	801	\$1,382,385
Covenant Child Care Center	1	\$2,143	1	\$249	0	\$0	0	\$0	\$1,196	0	\$0
Creative Castle Preschool & Kindergarten	24	\$44,783	21	\$30,689	0	\$0	0	\$0	\$1,677	4	\$2,388
Creo School	51	\$195,033	60	\$207,920	33	\$146,200	0	\$0	\$3,814	20	\$48,351
Cross of Glory Lutheran Elementary School	50	\$95,184	32	\$49,359	2	\$2,750	0	\$0	\$1,753	20	\$19,529
Cross Roads Preschool & Kindergarten	1	\$2,178	0	\$0	0	\$0	0	\$0	\$2,178	0	\$0
Crossroads Community School (Hope Christian Academy)	117	\$228,579	79	\$134,222	16	\$10,200	0	\$0	\$1,759	79	\$194,421
Cupertino Power Learning Center	2	\$1,998	1	\$4,876	1	\$1,500	2	\$60,000	\$11,396	16	\$50,598
Dayspring Kindergarten	16	\$33,086	15	\$24,941	0	\$0	0	\$0	\$1,872	27	\$74,650
Desert Christian Schools	414	\$996,510	252	\$374,991	258	\$410,300	34	\$120,810	\$1,986	530	\$1,177,827
Desert Garden Montessori	100	\$169,950	95	\$121,023	75	\$233,380	1	\$500	\$1,937	7	\$13,958



**Table 12**  
**FY2018 Scholarships by Private School**

Private School	Original Individual		Switcher Individual		Low-Income Corporate		Disabled/Displaced Corporate		Total Average Scholarship	Sum of All Future Reserved	
	Number	\$ Amount	Number	\$ Amount	Number	\$ Amount	Number	\$ Amount		Number	\$ Amount
Desert Jewish Academy	31	\$46,860	26	\$67,864	14	\$31,318	0	\$0	\$2,057	4	\$14,903
Desert Shadows Montessori	4	\$13,022	0	\$0	0	\$0	0	\$0	\$3,256	6	\$17,880
Desert Sun Child Development Center	20	\$22,864	20	\$23,152	8	\$8,300	1	\$350	\$1,116	39	\$56,924
Desert Valley Christian School	18	\$27,489	15	\$9,173	36	\$148,361	2	\$4,099	\$2,664	32	\$258,789
Desert View Learning Center	39	\$95,000	28	\$79,177	0	\$0	0	\$0	\$2,600	0	\$0
Desert Voices Oral Learning Center	1	\$29,575	1	\$25,285	0	\$0	0	\$0	\$27,430	0	\$0
Dobson Montessori School	68	\$92,246	37	\$55,399	27	\$42,054	4	\$3,585	\$1,421	24	\$64,047
Downtown Community School	2	\$2,000	3	\$1,168	0	\$0	0	\$0	\$634	2	\$4,800
Dynamite Montessori School	28	\$68,023	18	\$32,527	1	\$3,900	0	\$0	\$2,222	2	\$3,425
East Fork Lutheran School	45	\$34,841	25	\$16,915	0	\$0	0	\$0	\$739	27	\$10,606
East Valley Jewish Day School	2	\$2,319	2	\$2,503	0	\$0	0	\$0	\$1,206	0	\$0
El Dorado Private School	40	\$77,630	29	\$59,580	4	\$5,150	1	\$500	\$1,931	27	\$49,219
Emmanuel Christian Academy	138	\$131,080	112	\$57,242	59	\$126,744	8	\$3,050	\$1,004	149	\$216,747
Emmanuel Lutheran School	90	\$137,568	61	\$69,105	34	\$49,987	2	\$4,055	\$1,394	59	\$116,562
Emmaus Lutheran School	36	\$58,864	24	\$25,955	4	\$6,300	0	\$0	\$1,424	20	\$31,093
Empower Academy	1	\$981	2	\$1,475	0	\$0	0	\$0	\$819	0	\$0
Faith Christian Academy (T)	26	\$37,270	16	\$14,914	6	\$8,250	1	\$350	\$1,240	23	\$25,076
Faith Christian School	64	\$126,032	52	\$59,532	23	\$35,900	3	\$9,270	\$1,625	42	\$115,519
Faith Community Academy	90	\$131,700	72	\$53,486	67	\$138,149	9	\$10,780	\$1,404	136	\$287,591
Faith Lutheran School (T)	115	\$184,699	71	\$42,083	49	\$102,146	1	\$4,180	\$1,411	38	\$74,520
Family Life Academy	76	\$113,089	47	\$67,696	49	\$99,863	3	\$2,000	\$1,615	49	\$75,995
Family of Christ Learning Center	13	\$22,183	13	\$12,530	0	\$0	0	\$0	\$1,335	6	\$4,866
First Baptist Christian Academy (T)	95	\$179,155	69	\$82,768	17	\$12,994	1	\$750	\$1,515	54	\$98,707
First Southern Christian School	50	\$86,265	33	\$33,600	15	\$33,159	3	\$9,090	\$1,605	47	\$67,612
Flagstaff Community Christian School	65	\$110,337	54	\$70,676	21	\$55,709	3	\$5,645	\$1,695	119	\$168,183
Florence Baptist Academy	5	\$2,174	8	\$2,155	0	\$0	0	\$0	\$333	1	\$481
Foundation for Blind Children	10	\$105,053	10	\$77,759	3	\$11,300	4	\$58,251	\$9,347	7	\$53,392
Fourteen Six Christian Academy	24	\$21,786	12	\$8,343	1	\$1,000	3	\$2,100	\$831	11	\$2,770
Freedom Baptist Academy	51	\$35,213	30	\$15,934	33	\$37,542	0	\$0	\$778	2	\$3,051
Freedom Christian Academy	44	\$40,662	52	\$41,401	51	\$125,889	0	\$0	\$1,415	42	\$112,839
French American School of Arizona	11	\$18,145	5	\$12,472	0	\$0	0	\$0	\$1,914	0	\$0
Gan Yeladim	2	\$30,000	0	\$0	0	\$0	0	\$0	\$15,000	0	\$0
Gary K. Herberger Young Scholar's Academy	32	\$64,553	20	\$37,706	19	\$52,755	4	\$12,995	\$2,240	48	\$113,116
Gateway Academy	8	\$7,824	11	\$5,847	4	\$10,078	9	\$106,374	\$4,066	10	\$82,588
Gateway Baptist Academy (G)	50	\$49,380	28	\$25,266	11	\$22,810	0	\$0	\$1,095	13	\$30,026
Gethsemane Lutheran School	79	\$136,688	63	\$63,410	1	\$1,500	0	\$0	\$1,410	62	\$58,139
Gilbert Christian Schools	944	\$2,061,237	623	\$1,075,717	414	\$1,281,905	19	\$25,004	\$2,222	628	\$1,501,722
Glendale Christian Academy	64	\$75,504	45	\$49,231	46	\$70,069	0	\$0	\$1,257	79	\$114,308
Glenview Adventist Academy	35	\$24,890	28	\$15,915	93	\$449,647	0	\$0	\$3,144	112	\$901,485
Good Earth Montessori	1	\$1,110	1	\$1,482	0	\$0	2	\$1,000	\$898	1	\$206
Gospel Outreach Christian School	5	\$1,109	2	\$1,248	3	\$8,750	0	\$0	\$1,111	3	\$16,200
Grace Christian Academy (B)	19	\$8,340	13	\$3,347	0	\$0	0	\$0	\$365	2	\$351
Grace Christian Academy (T)	160	\$336,569	110	\$166,455	38	\$97,591	4	\$2,000	\$1,931	159	\$397,548
Grace Community Christian	0	\$0	0	\$0	1	\$3,658	0	\$0	\$3,658	0	\$0

**Table 12**  
**FY2018 Scholarships by Private School**

Private School	Original Individual		Switcher Individual		Low-Income Corporate		Disabled/Displaced Corporate		Total Average Scholarship	Sum of All Future Reserved	
	Number	\$ Amount	Number	\$ Amount	Number	\$ Amount	Number	\$ Amount		Number	\$ Amount
Grace Fellowship Academy	91	\$153,949	76	\$66,932	68	\$70,641	0	\$0	\$1,241	49	\$49,175
Grace Lutheran School	94	\$106,576	66	\$52,257	8	\$14,225	0	\$0	\$1,030	16	\$11,503
GracePointe Christian Academy (Chapel in the Hills)	20	\$21,398	13	\$8,202	20	\$62,216	0	\$0	\$1,732	53	\$152,549
Graysmark Academy	1	\$1,905	1	\$1,975	0	\$0	0	\$0	\$1,940	0	\$0
Green Fields Country Day School	91	\$226,273	72	\$142,138	59	\$215,751	8	\$15,470	\$2,607	77	\$59,522
Greenhouse Montessori School	5	\$5,397	6	\$11,435	1	\$5,300	0	\$0	\$1,844	0	\$0
Guiding Light Christian Educational Center (GLCP)	16	\$39,936	20	\$20,179	0	\$0	0	\$0	\$1,670	15	\$16,527
Hand in Hand Christian School	5	\$3,740	5	\$1,924	3	\$4,330	0	\$0	\$769	4	\$2,841
Harvest Kidz School	2	\$1,552	2	\$2,983	1	\$1,000	0	\$0	\$1,107	0	\$0
Herencia Guadalupana Lab Schools	0	\$0	0	\$0	3	\$15,180	0	\$0	\$5,060	3	\$37,800
Heritage Montessori	4	\$14,560	4	\$5,815	0	\$0	0	\$0	\$2,547	0	\$0
Holbrook Adventist Indian School	54	\$17,778	7	\$10,100	6	\$12,000	0	\$0	\$595	1	\$8,276
Holy Cross Evangelical Lutheran School	2	\$2,600	1	\$900	1	\$1,500	0	\$0	\$1,250	0	\$0
Holy Family Academy	2	\$1,960	1	\$980	0	\$0	0	\$0	\$980	0	\$0
Holy Trinity Academy	3	\$6,906	1	\$783	0	\$0	0	\$0	\$1,922	4	\$1,169
Holy Trinity Greek Orthodox Cathedral	0	\$0	0	\$0	0	\$0	1	\$500	\$500	0	\$0
Hope Academy for Autism	1	\$2,457	1	\$977	1	\$1,500	4	\$37,769	\$6,100	0	\$0
Imago Dei Middle School	64	\$277,359	34	\$204,848	113	\$507,832	0	\$0	\$4,692	6	\$15,025
Immaculate Conception School	351	\$491,268	248	\$280,669	509	\$923,836	4	\$3,100	\$1,528	212	\$166,617
Immaculate Heart Academy	57	\$95,634	46	\$65,621	65	\$139,307	4	\$5,000	\$1,777	113	\$549,475
Immaculate Heart High School	84	\$182,556	68	\$112,153	67	\$298,964	8	\$7,850	\$2,650	194	\$615,200
Immaculate Heart of Mary School	1	\$2,684	1	\$250	3	\$9,000	0	\$0	\$2,387	0	\$0
Inspire Kids Montessori	3	\$4,861	6	\$23,026	0	\$0	0	\$0	\$3,099	0	\$0
Integrity Preparatory Academy	5	\$5,000	0	\$0	0	\$0	0	\$0	\$1,000	0	\$0
Intermountain Academy	38	\$34,925	34	\$21,364	45	\$193,029	58	\$1,202,135	\$8,294	51	\$93,783
International School for Peace	0	\$0	0	\$0	0	\$0	0	\$0	\$0	2	\$1,200
International School of Arizona	105	\$298,529	73	\$181,297	40	\$193,889	1	\$500	\$3,079	12	\$13,211
International School of Tucson	106	\$169,914	80	\$96,758	99	\$330,164	4	\$3,000	\$2,076	98	\$186,088
Ironwood Hill School	2	\$501	1	\$743	1	\$3,003	0	\$0	\$1,062	2	\$16,200
Joanne Todd Christian School	39	\$51,446	31	\$34,387	9	\$650	0	\$0	\$1,095	56	\$49,418
Joy Christian School	400	\$537,331	314	\$283,807	218	\$361,591	14	\$17,213	\$1,268	256	\$477,789
Joyful Beginnings Academy-NOW Arizona Christian Academy	20	\$60,555	19	\$36,134	0	\$0	0	\$0	\$2,479	19	\$28,074
Kingdom Preparatory Academy	0	\$0	0	\$0	0	\$0	0	\$0	\$0	7	\$2,397
Kino Learning Center	61	\$66,654	57	\$50,516	48	\$93,900	20	\$35,288	\$1,325	32	\$48,436
Lamb's Gate Christian School	17	\$26,292	13	\$9,074	2	\$9,720	1	\$250	\$1,374	24	\$59,038
Latch School - ACCEL	8	\$61,787	9	\$13,327	8	\$38,504	5	\$123,611	\$7,908	0	\$0
Lauren's Institute for Education School (LIFE)	40	\$84,864	26	\$39,023	69	\$335,092	61	\$857,844	\$6,718	19	\$213,155
Legacy Academy	25	\$61,823	16	\$9,653	0	\$0	0	\$0	\$1,743	4	\$7,384
Legacy Classical Christian Academy	0	\$0	0	\$0	10	\$20,000	0	\$0	\$2,000	0	\$0
Lexington Life Academy (M)	10	\$26,715	17	\$11,797	23	\$84,350	32	\$466,255	\$7,184	5	\$94,967
Lexis Preparatory School	37	\$102,984	34	\$96,262	29	\$89,800	34	\$111,448	\$2,989	48	\$223,121
Liberty Youth Academy	6	\$10,753	4	\$4,319	2	\$275	0	\$0	\$1,279	0	\$0
Life Christian Academy	21	\$61,478	22	\$35,978	0	\$0	0	\$0	\$2,266	14	\$8,201

**Table 12**  
**FY2018 Scholarships by Private School**

Private School	Original Individual		Switcher Individual		Low-Income Corporate		Disabled/Displaced Corporate		Total Average Scholarship	Sum of All Future Reserved	
	Number	\$ Amount	Number	\$ Amount	Number	\$ Amount	Number	\$ Amount		Number	\$ Amount
Life Development Institute	15	\$75,189	3	\$39,322	9	\$36,100	12	\$67,954	\$5,604	12	\$68,258
Little Angels Montessori School	1	\$2,700	1	\$2,505	1	\$2,220	0	\$0	\$2,475	2	\$2,003
Logos Christian Academy	40	\$54,324	23	\$23,352	94	\$310,294	0	\$0	\$2,471	88	\$671,221
Loretto Catholic School	56	\$134,795	25	\$58,277	156	\$668,053	0	\$0	\$3,633	118	\$1,193,412
Lourdes Catholic School	129	\$126,046	26	\$69,159	141	\$407,083	0	\$0	\$2,035	165	\$725,921
Loyola Academy	0	\$0	76	\$402,800	77	\$408,100	0	\$0	\$5,300	0	\$0
Lumos Arts Academy	29	\$54,963	17	\$26,564	3	\$13,117	0	\$0	\$1,932	0	\$0
Magical Journey Learning Center	33	\$109,025	33	\$78,592	2	\$10,600	3	\$2,000	\$2,820	26	\$43,566
Mandarin Montessori Academy	3	\$6,501	3	\$6,469	0	\$0	0	\$0	\$2,162	0	\$0
Maranatha Christian Academy	14	\$15,613	3	\$815	18	\$46,187	0	\$0	\$1,789	13	\$78,257
Maricopa Village Christian School	4	\$3,224	5	\$2,400	1	\$5,300	0	\$0	\$1,092	1	\$10,800
Mesa Christian Academy	14	\$17,710	6	\$5,758	2	\$5,160	0	\$0	\$1,301	10	\$10,231
Mesa Montessori	5	\$17,168	0	\$0	0	\$0	0	\$0	\$3,434	4	\$15,600
Miro International School	1	\$1,960	6	\$16,940	1	\$2,500	0	\$0	\$2,675	0	\$0
Mis Manos Montessori School	0	\$0	0	\$0	0	\$0	0	\$0	\$0	1	\$1,624
Montessori Center School	5	\$15,000	0	\$0	0	\$0	0	\$0	\$3,000	10	\$37,800
Montessori Children's Home	13	\$23,320	0	\$0	0	\$0	0	\$0	\$1,794	0	\$0
Montessori Educare Academy	4	\$3,003	4	\$4,246	0	\$0	0	\$0	\$906	0	\$0
Montessori in the Park	34	\$76,820	45	\$91,100	31	\$126,793	0	\$0	\$2,679	14	\$11,257
Montessori International School	48	\$53,812	38	\$49,776	36	\$120,940	0	\$0	\$1,840	5	\$1,947
Montessori Kingdom of Learning	38	\$250,576	7	\$350	3	\$4,000	2	\$1,600	\$5,131	28	\$149,375
Montessori Learning Center	1	\$1,005	2	\$998	0	\$0	0	\$0	\$668	0	\$0
Montessori of Surprise	1	(\$1,364)	0	\$0	0	\$0	0	\$0	(\$1,364)	1	\$1,364
Montessori Preparatory Academy	10	\$23,294	0	\$0	0	\$0	0	\$0	\$2,329	10	\$6,225
Most Holy Trinity Catholic School	113	\$162,235	70	\$109,324	189	\$624,506	2	\$525	\$2,397	164	\$1,106,856
Mother of Sorrows	1	\$1,500	3	\$4,500	0	\$0	0	\$0	\$1,500	0	\$0
Mount Calvary Lutheran School	12	\$30,075	14	\$13,619	3	\$10,640	0	\$0	\$1,874	8	\$27,602
Mountain Christian School	83	\$151,238	64	\$83,264	45	\$150,061	1	\$3,849	\$2,012	61	\$313,823
Native American Christian Academy	44	\$45,204	14	\$17,682	2	\$2,000	0	\$0	\$1,081	1	\$1,500
Navajo Christian Preparatory Academy	45	\$148,734	34	\$72,005	0	\$0	0	\$0	\$2,794	0	\$0
Neurologic Music Therapy Services of Arizona	0	\$0	2	\$1,179	0	\$0	1	\$750	\$643	2	\$4,298
New Covenant Lutheran Preschool & Kindergarten	21	\$47,810	21	\$30,662	1	\$5,300	1	\$1,100	\$1,929	0	\$0
New Vistas Center for Education	101	\$353,158	69	\$150,464	13	\$20,790	0	\$0	\$2,866	175	\$524,031
New Way Learning Academy	132	\$588,928	132	\$450,530	81	\$402,570	104	\$490,163	\$4,303	112	\$449,534
Noah's Ark Preschool & Kindergarten	12	\$18,749	12	\$9,463	0	\$0	0	\$0	\$1,176	3	\$2,095
Noor Academy of Arizona	28	\$26,507	32	\$14,196	74	\$333,206	0	\$0	\$2,790	15	\$126,900
North Phoenix Baptist Kindergarten	12	\$21,907	11	\$16,083	0	\$0	0	\$0	\$1,652	4	\$806
North Valley Christian Academy (Cross of Christ)	284	\$392,061	145	\$193,247	41	\$108,639	6	\$4,500	\$1,467	168	\$263,462
Northland Christian School	93	\$95,584	70	\$43,510	30	\$4,745	0	\$0	\$745	51	\$31,582
Northminster Christian School	24	\$43,939	16	\$21,958	6	\$27,000	0	\$0	\$2,020	15	\$35,322
Northwest Christian School (Phx)	1,269	\$2,351,907	878	\$1,190,160	258	\$582,714	6	\$14,410	\$1,717	1,030	\$1,989,908
Notre Dame Preparatory	517	\$1,332,314	310	\$785,179	159	\$527,873	6	\$15,602	\$2,682	228	\$505,095
Oak Creek Ranch School	0	\$0	0	\$0	1	\$2,000	0	\$0	\$2,000	0	\$0
Our Lady of Mt. Carmel School	269	\$423,620	184	\$232,914	52	\$111,075	0	\$0	\$1,520	218	\$417,974

**Table 12**  
**FY2018 Scholarships by Private School**

Private School	Original Individual		Switcher Individual		Low-Income Corporate		Disabled/Displaced Corporate		Total Average Scholarship	Sum of All Future Reserved	
	Number	\$ Amount	Number	\$ Amount	Number	\$ Amount	Number	\$ Amount		Number	\$ Amount
Our Lady of Perpetual Help Catholic School (G)	342	\$436,549	308	\$246,112	492	\$607,117	14	\$10,500	\$1,125	337	\$341,569
Our Lady of Perpetual Help Catholic School (S)	256	\$349,873	189	\$218,257	130	\$116,146	1	\$350	\$1,189	209	\$438,456
Our Lady of Sorrows Academy	31	\$48,180	0	\$0	11	\$25,700	0	\$0	\$1,759	44	\$243,445
Our Lady of the Lake	18	\$50,045	18	\$32,915	0	\$0	0	\$0	\$2,304	3	\$600
Our Lady of the Sun Academy	13	\$4,605	1	\$634	0	\$0	0	\$0	\$374	0	\$0
Our Mother of Sorrows Catholic School	320	\$329,249	202	\$141,066	327	\$545,022	22	\$18,000	\$1,186	445	\$450,171
Our Savior's Lutheran School	24	\$8,140	5	\$3,942	0	\$0	0	\$0	\$417	10	\$3,113
Page Christian School	4	\$5,779	2	\$1,131	0	\$0	0	\$0	\$1,152	8	\$9,853
Palm Valley Montessori	20	\$40,990	43	\$41,810	56	\$289,900	0	\$0	\$3,132	0	\$0
Palms Christian School	21	\$24,901	5	\$4,999	2	\$3,302	0	\$0	\$1,186	23	\$8,976
Paradise for Tots Christian Kindergarten	6	\$9,320	6	\$5,201	0	\$0	0	\$0	\$1,210	1	\$1,010
Paradise Valley Christian Preparatory	289	\$473,592	182	\$256,394	91	\$183,615	0	\$0	\$1,626	118	\$122,061
Pardes Jewish Day School	192	\$952,417	138	\$415,420	78	\$167,783	1	\$900	\$3,757	28	\$57,638
Parkway Children's School of Excellence	0	\$0	0	\$0	0	\$0	0	\$0	\$0	3	\$2,885
Pathway Christian School	7	\$4,377	1	\$1,547	0	\$0	0	\$0	\$741	0	\$0
Pathways School (M)	10	\$14,893	11	\$8,825	14	\$59,950	1	\$2,000	\$2,380	2	\$3,000
Pathways School (T)	4	\$5,386	4	\$4,880	0	\$0	1	\$2,949	\$1,468	8	\$4,499
Payson Community Christian School	102	\$209,209	66	\$74,388	38	\$26,400	0	\$0	\$1,505	102	\$82,658
Peridot Lutheran Elementary	2	\$3,668	0	\$0	2	\$2,801	0	\$0	\$1,617	4	\$11,000
Phoenix Christian Preparatory Schools	355	\$475,619	248	\$233,854	384	\$972,855	13	\$13,750	\$1,696	218	\$635,800
Phoenix Christian School K-8	87	\$265,332	80	\$188,243	16	\$52,636	0	\$0	\$2,766	68	\$182,426
Phoenix Country Day School	266	\$574,477	183	\$406,782	389	\$1,391,496	0	\$0	\$2,831	240	\$4,371,564
Phoenix Hebrew Academy	147	\$195,625	118	\$303,175	106	\$223,915	0	\$0	\$1,948	7	\$21,000
Pieceful Solutions	22	\$57,578	10	\$19,669	3	\$11,500	11	\$73,960	\$3,537	11	\$72,470
Pilgrim Lutheran School	43	\$76,140	35	\$36,813	1	\$500	0	\$0	\$1,436	31	\$34,356
Pleasantview Christian Elementary	8	\$8,416	2	\$769	8	\$20,500	0	\$0	\$1,649	5	\$36,000
Prescott Adventist Christian School	12	\$11,831	2	\$2,490	9	\$27,061	0	\$0	\$1,799	5	\$30,263
Primavera School	39	\$84,543	24	\$62,607	9	\$30,000	1	\$500	\$2,434	10	\$1,912
Quality Interactive Montessori	28	\$40,838	28	\$30,540	18	\$55,140	2	\$7,180	\$1,759	0	\$0
Queen of Peace Catholic School	145	\$220,122	93	\$91,427	187	\$593,436	1	\$3,849	\$2,133	184	\$808,060
Rancho Solano Schools	76	\$175,206	47	\$107,964	4	\$7,375	0	\$0	\$2,288	35	\$58,617
Red Mountain Montessori Academy	1	\$2,510	1	\$1,745	0	\$0	0	\$0	\$2,127	0	\$0
Red Sands Christian School	20	\$13,780	15	\$4,840	58	\$123,438	12	\$10,904	\$1,457	53	\$70,059
Redeemer Christian School (Stapley)	56	\$124,346	33	\$54,401	8	\$19,850	0	\$0	\$2,047	42	\$89,283
Redeemer Lutheran School	124	\$204,287	84	\$115,977	17	\$53,600	1	\$500	\$1,656	64	\$133,623
Resurrection Lutheran Child Development Center	15	\$74,006	15	\$18,994	0	\$0	0	\$0	\$3,100	1	\$63
Risen Savior Lutheran School	30	\$95,715	30	\$53,196	0	\$0	0	\$0	\$2,482	23	\$42,424
River of Life Christian School	22	\$28,392	14	\$6,750	25	\$58,500	0	\$0	\$1,535	12	\$125,845
Running River School	21	\$45,787	9	\$12,844	10	\$20,219	0	\$0	\$1,971	21	\$25,990
S A R R C Community School	10	\$27,936	11	\$13,471	0	\$0	1	\$8,254	\$2,257	9	\$20,178
Sacred Heart Catholic School (N)	48	\$58,386	37	\$36,359	120	\$250,455	0	\$0	\$1,684	86	\$114,463
Sacred Heart Catholic School (P)	171	\$387,387	95	\$201,543	70	\$35,144	0	\$0	\$1,857	29	\$285,201
Saguaro Hills Adventist Christian School	16	\$14,350	9	\$6,507	17	\$83,575	1	\$200	\$2,433	29	\$203,821
Sahuarita Christian Academy	0	\$0	0	\$0	0	\$0	0	\$0	\$0	1	\$998

**Table 12**  
**FY2018 Scholarships by Private School**

Private School	Original Individual		Switcher Individual		Low-Income Corporate		Disabled/Displaced Corporate		Total Average Scholarship	Sum of All Future Reserved	
	Number	\$ Amount	Number	\$ Amount	Number	\$ Amount	Number	\$ Amount		Number	\$ Amount
Salpointe Catholic High School	991	\$2,640,794	589	\$1,084,988	683	\$2,023,210	25	\$31,562	\$2,526	1,454	\$4,231,878
San Francisco de Asis Catholic School	210	\$299,715	119	\$182,510	84	\$165,148	0	\$0	\$1,567	108	\$125,706
San Miguel High School	424	\$383,565	280	\$219,656	404	\$1,262,191	0	\$0	\$1,684	528	\$516,601
San Xavier Mission School	150	\$249,829	103	\$117,659	189	\$504,228	0	\$0	\$1,972	97	\$142,250
Santa Cruz Catholic School	80	\$133,837	56	\$83,800	276	\$1,064,141	1	\$750	\$3,105	211	\$549,047
Satori	26	\$73,586	23	\$39,813	0	\$0	0	\$0	\$2,314	6	\$18,932
Scottsdale Christian Academy	622	\$1,190,727	496	\$810,957	241	\$485,695	7	\$14,482	\$1,832	357	\$903,565
Seton Catholic High School	514	\$1,283,816	288	\$509,112	190	\$382,601	6	\$7,303	\$2,187	396	\$956,332
Shearim Torah High School	49	\$153,009	26	\$66,359	92	\$213,989	0	\$0	\$2,595	16	\$45,177
Sheila's Christian Academy "Minds in Motion"	2	\$4,754	2	\$5,189	0	\$0	0	\$0	\$2,486	0	\$0
Shepherd of the Desert Lutheran School	80	\$91,847	82	\$92,141	35	\$139,054	0	\$0	\$1,640	82	\$96,430
Shepherd of the Valley Lutheran Preschool (Kindergarten)	0	\$0	2	\$10,500	0	\$0	0	\$0	\$5,250	0	\$0
Sino International Montessori	2	\$3,010	1	\$490	0	\$0	0	\$0	\$1,167	0	\$0
Smaller Scholars Montessori Academy	1	\$2,240	0	\$0	1	\$5,300	0	\$0	\$3,770	0	\$0
Smart Schools	1	\$196	0	\$0	0	\$0	0	\$0	\$196	0	\$0
Sonshine Christian School	14	\$16,226	5	\$3,940	12	\$31,600	0	\$0	\$1,670	43	\$106,898
Sonshine Preschool	0	\$0	0	\$0	0	\$0	1	\$3,849	\$3,849	0	\$0
Southwest Christian School	105	\$159,070	58	\$82,798	89	\$145,825	1	\$370	\$1,534	74	\$118,358
Spirit of Hope Montessori	5	\$4,424	0	\$0	0	\$0	0	\$0	\$885	16	\$22,700
Spondeo Montessori	2	\$2,940	3	\$2,020	0	\$0	0	\$0	\$992	0	\$0
Ss. Peter and Paul Catholic School	271	\$359,315	205	\$203,661	245	\$374,212	13	\$7,200	\$1,287	368	\$577,099
Ss. Simon and Jude School	440	\$565,552	427	\$328,405	450	\$572,126	14	\$21,729	\$1,118	466	\$584,394
St. Agnes Catholic School	137	\$159,122	97	\$58,150	206	\$381,135	1	\$3,000	\$1,364	182	\$429,970
St. Alban's Pre-School & Kindergarten	0	\$0	0	\$0	0	\$0	0	\$0	\$0	3	\$2,997
St. Ambrose School	80	\$134,140	77	\$92,079	245	\$749,042	4	\$6,100	\$2,417	345	\$1,545,573
St. Andrew's Kindergarten	28	\$63,702	27	\$23,757	0	\$0	0	\$0	\$1,590	39	\$60,236
St. Anthony Catholic School	112	\$239,821	37	\$82,358	121	\$269,778	0	\$0	\$2,192	46	\$44,900
St. Anthony of Padua Catholic School	117	\$147,477	73	\$68,437	137	\$451,813	2	\$7,697	\$2,053	230	\$757,040
St. Augustine Catholic High School	277	\$444,017	259	\$209,051	414	\$1,033,267	51	\$70,140	\$1,755	370	\$621,375
St. Catherine of Sienna Catholic School	183	\$202,775	158	\$99,433	274	\$355,183	4	\$1,750	\$1,065	33	\$182,225
St. Charles Apache School	89	\$303,844	60	\$170,372	60	\$39,725	0	\$0	\$2,459	42	\$92,300
St. Cyril Catholic School	255	\$404,437	174	\$227,724	160	\$400,670	9	\$5,550	\$1,736	328	\$590,126
St. Dominic Savio Academy	0	\$0	1	\$15,500	0	\$0	0	\$0	\$15,500	0	\$0
St. Elizabeth Ann Seton Catholic School	265	\$394,323	186	\$187,322	134	\$247,433	5	\$2,600	\$1,410	232	\$466,500
St. Francis of Assisi School	120	\$184,148	75	\$137,188	216	\$537,945	1	\$1,042	\$2,088	128	\$384,177
St. Francis Xavier Elementary School	378	\$620,930	315	\$431,151	355	\$523,191	7	\$4,950	\$1,498	351	\$1,078,120
St. Gregory Catholic School	334	\$375,800	285	\$189,715	539	\$579,286	8	\$5,750	\$987	411	\$524,848
St. Jerome K-8 School	174	\$165,036	125	\$73,776	148	\$249,441	3	\$5,500	\$1,097	112	\$365,297
St. John Bosco Catholic School	308	\$472,554	229	\$267,566	120	\$73,541	0	\$0	\$1,238	191	\$441,625
St. John Paul II Catholic High School	31	\$34,125	2	\$1,985	5	\$9,000	0	\$0	\$1,187	0	\$0
St. John the Evangelist School	59	\$163,268	75	\$72,792	332	\$828,820	4	\$2,425	\$2,271	179	\$704,701
St. John Vianney Catholic School	255	\$268,508	174	\$111,115	303	\$499,713	5	\$7,030	\$1,203	164	\$206,829
St. John XXIII Catholic School	213	\$393,568	138	\$320,568	23	\$40,670	0	\$0	\$2,018	136	\$243,123

**Table 12**  
**FY2018 Scholarships by Private School**

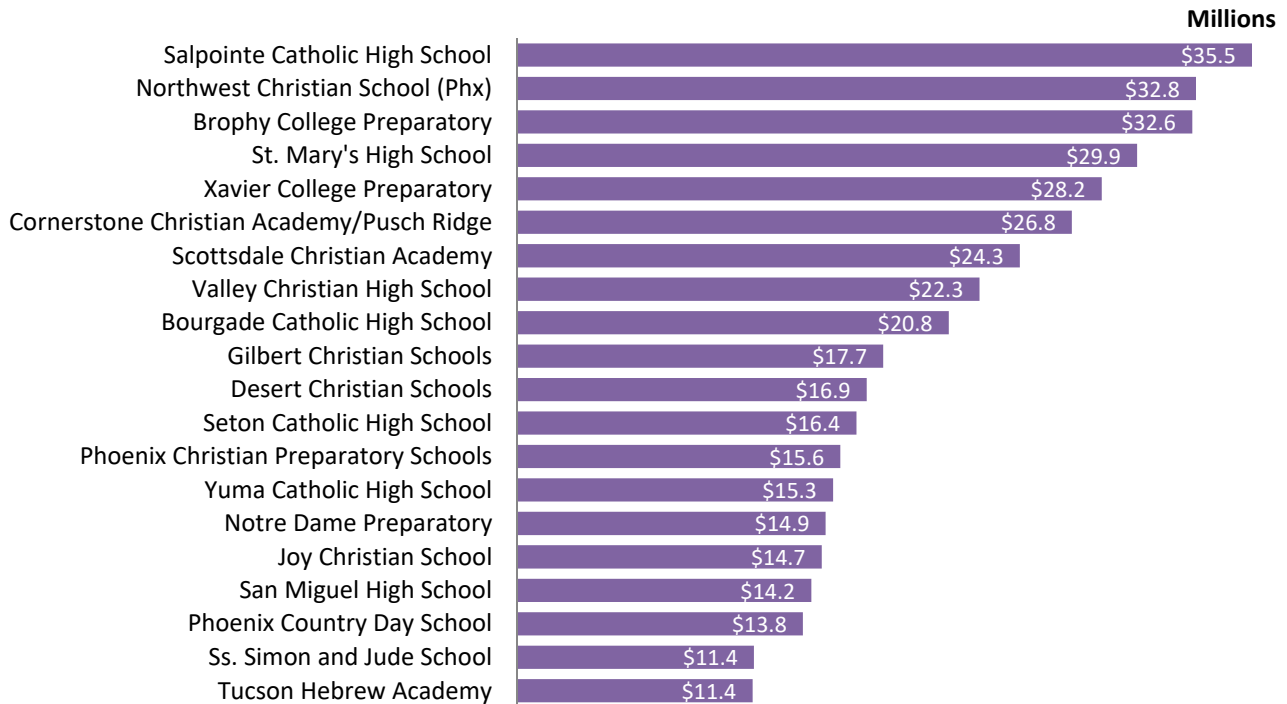
Private School	Original Individual		Switcher Individual		Low-Income Corporate		Disabled/Displaced Corporate		Total Average Scholarship	Sum of All Future Reserved	
	Number	\$ Amount	Number	\$ Amount	Number	\$ Amount	Number	\$ Amount		Number	\$ Amount
St. Joseph Catholic School	136	\$180,186	127	\$97,909	172	\$470,554	4	\$4,750	\$1,716	149	\$206,395
St. Joseph's Catholic Montessori School	0	\$0	0	\$0	0	\$0	0	\$0	\$0	33	\$273,850
St. Louis the King Catholic School	177	\$182,603	109	\$56,528	313	\$828,067	5	\$9,704	\$1,783	244	\$1,506,617
St. Maria Goretti School	11	\$60,040	11	\$41,181	0	\$0	0	\$0	\$4,601	0	\$0
St. Mark's Early Childhood Center	23	\$57,873	27	\$25,525	0	\$0	0	\$0	\$1,668	27	\$52,310
St. Mary Basha Catholic Elementary School	298	\$379,258	178	\$193,343	164	\$138,841	0	\$0	\$1,112	186	\$259,324
St. Mary's Catholic High School	666	\$804,348	605	\$661,819	1,044	\$3,054,741	9	\$9,300	\$1,949	369	\$442,866
St. Matthew School	116	\$226,036	81	\$137,432	267	\$701,544	0	\$0	\$2,295	177	\$1,207,593
St. Maximilian Mary Kolbe School	0	\$0	0	\$0	0	\$0	0	\$0	\$0	1	\$231
St. Michael Indian School	189	\$166,966	137	\$132,782	92	\$164,564	0	\$0	\$1,111	87	\$98,545
St. Michael's Parish Day School	188	\$395,222	113	\$212,133	93	\$331,274	4	\$4,975	\$2,371	148	\$279,004
St. Peter Mission School	229	\$213,787	208	\$121,235	407	\$293,883	0	\$0	\$745	147	\$101,750
St. Peter's Montessori	24	\$77,165	20	\$32,300	16	\$45,885	0	\$0	\$2,589	2	\$1,309
St. Theresa Elementary School	263	\$355,847	149	\$233,560	81	\$108,129	0	\$0	\$1,415	130	\$174,158
St. Thomas Aquinas School	329	\$514,589	221	\$270,780	149	\$121,780	0	\$0	\$1,298	240	\$407,817
St. Thomas the Apostle Catholic Pre-School & Kindergarten	402	\$634,099	272	\$308,997	226	\$299,986	5	\$9,120	\$1,384	127	\$202,309
St. Timothy Catholic Academy (Alma School)	184	\$306,308	133	\$169,831	156	\$230,288	3	\$1,275	\$1,487	130	\$223,749
St. Vincent de Paul School	450	\$191,667	275	\$107,169	400	\$357,840	1	\$4,180	\$587	87	\$196,175
Summit School of Ahwatukee	142	\$416,328	114	\$326,751	31	\$35,531	1	\$750	\$2,706	263	\$732,454
Sunrise Montessori School	14	\$21,002	9	\$14,289	0	\$0	0	\$0	\$1,534	8	\$13,811
Tanque Verde Lutheran Preschool/Kindergarten	27	\$53,673	23	\$20,709	0	\$0	0	\$0	\$1,488	15	\$16,573
Tempe Montessori	31	\$59,583	24	\$34,863	19	\$41,560	4	\$6,530	\$1,827	3	\$8,620
Tesseract School	0	\$0	0	\$0	0	\$0	0	\$0	\$0	2	\$360
The Beginning School	9	\$29,888	6	\$11,481	0	\$0	0	\$0	\$2,758	4	\$3,943
The Family School	19	\$151,170	19	\$121,500	0	\$0	0	\$0	\$7,176	0	\$0
The French American School of Arizona	2	\$1,000	1	\$800	0	\$0	0	\$0	\$600	0	\$0
The Furnace - Crossroads Christian Education	10	\$4,831	10	\$1,300	0	\$0	0	\$0	\$307	0	\$0
The Goddard School	3	\$5,604	4	\$5,969	0	\$0	0	\$0	\$1,653	0	\$0
The Gregory School/St. Gregory College Preparatory	129	\$522,272	86	\$206,935	121	\$541,625	1	\$400	\$3,772	110	\$332,320
The IDEA School	40	\$51,520	28	\$16,835	44	\$152,807	7	\$7,949	\$1,925	81	\$126,142
The Jones-Gordon School	54	\$203,242	34	\$137,097	9	\$35,300	26	\$97,677	\$3,848	55	\$141,178
The Learning Lab	2	\$1,987	0	\$0	0	\$0	0	\$0	\$994	2	\$1,305
The Learning Pad	1	\$628	2	\$1,001	2	\$2,612	0	\$0	\$848	0	\$0
The Orme School	21	\$163,981	17	\$80,255	0	\$0	0	\$0	\$6,427	0	\$0
Thrive Cultural Academy	5	\$2,402	2	\$1,843	0	\$0	0	\$0	\$607	0	\$0
Thunderbird Adventist Academy	83	\$144,825	21	\$58,868	52	\$287,216	3	\$13,450	\$3,172	62	\$447,908
Thunderbird Christian Elementary School	94	\$77,704	76	\$45,489	51	\$142,894	0	\$0	\$1,204	68	\$294,523
Torah Day School of Phoenix	238	\$317,667	171	\$425,450	842	\$1,448,225	29	\$68,761	\$1,766	154	\$436,290
Tri-City Christian Academy	270	\$376,131	186	\$210,274	111	\$308,296	0	\$0	\$1,578	178	\$696,991
Trinity Christian School (M)	13	\$18,058	14	\$16,729	0	\$0	0	\$0	\$1,288	4	\$19,899
Trinity Christian School (P)	507	\$600,769	370	\$365,257	186	\$276,663	0	\$0	\$1,169	365	\$526,462
Trinity Lutheran School	186	\$310,688	142	\$153,900	16	\$30,130	0	\$0	\$1,438	111	\$127,868

**Table 12**  
**FY2018 Scholarships by Private School**

Private School	Original Individual		Switcher Individual		Low-Income Corporate		Disabled/Displaced Corporate		Total Average Scholarship	Sum of All Future Reserved	
	Number	\$ Amount	Number	\$ Amount	Number	\$ Amount	Number	\$ Amount		Number	\$ Amount
Trinity United Methodist Kindergarten	1	\$4,260	1	\$1,123	5	\$22,975	0	\$0	\$4,051	6	\$49,357
Truly Free School	5	\$14,917	3	\$6,493	0	\$0	0	\$0	\$2,676	3	\$2,707
Truthful Beginnings	6	\$3,549	4	\$2,548	0	\$0	0	\$0	\$610	0	\$0
Tucson Baptist Academy	77	\$51,886	68	\$27,051	63	\$73,800	4	\$3,000	\$735	34	\$11,577
Tucson Community School	7	\$22,186	7	\$15,304	0	\$0	0	\$0	\$2,678	12	\$25,471
Tucson Hebrew Academy	156	\$691,817	93	\$400,891	100	\$280,833	0	\$0	\$3,936	72	\$226,427
Tucson Waldorf School	165	\$284,006	155	\$167,520	97	\$286,235	10	\$9,589	\$1,750	182	\$262,742
United Christian School	101	\$212,018	69	\$94,739	53	\$6,784	0	\$0	\$1,406	16	\$6,281
Valley Baptist School	17	\$18,824	10	\$7,376	3	\$4,200	0	\$0	\$1,013	6	\$9,534
Valley Christian High School	438	\$1,288,695	286	\$615,704	171	\$759,650	16	\$28,463	\$2,956	398	\$1,703,030
Valley Lutheran High School	237	\$325,698	100	\$148,841	51	\$68,849	4	\$6,313	\$1,402	112	\$152,944
Verde Christian Academy (was Verde Valley Christian School)	130	\$372,251	116	\$157,990	63	\$6,762	0	\$0	\$1,738	43	\$20,371
Verde Valley Adventist School	6	\$14,983	3	\$6,850	7	\$32,950	1	\$3,849	\$3,449	8	\$43,376
Verde Valley School	9	\$100,787	7	\$38,000	2	\$9,580	1	\$4,213	\$8,031	0	\$0
Veritas Academy of Tucson	114	\$219,382	68	\$92,168	40	\$79,101	3	\$2,100	\$1,746	146	\$204,695
Veritas Christian Community School	153	\$347,204	95	\$134,633	42	\$68,375	1	\$500	\$1,892	31	\$29,995
Ville de Marie Academy	140	\$222,343	86	\$92,686	90	\$171,420	1	\$4,203	\$1,548	129	\$229,133
Vision Christian Academy	21	\$27,531	17	\$11,395	2	\$4,990	0	\$0	\$1,098	11	\$8,657
West Valley Christian School	101	\$154,092	69	\$79,741	64	\$187,450	10	\$13,849	\$1,783	89	\$345,375
Western Hills Baptist School	2	\$1,253	1	\$977	0	\$0	0	\$0	\$743	0	\$0
White Mountain Montessori School	1	\$5,000	1	\$5,000	4	\$19,525	0	\$0	\$4,921	3	\$27,000
Wickenburg Christian Academy (Legacy High)	119	\$155,542	96	\$98,688	80	\$76,861	0	\$0	\$1,122	56	\$50,146
Wings on Words	4	\$7,992	1	\$1,200	0	\$0	5	\$12,017	\$2,121	1	\$6,841
Woodbridge Private School	10	\$23,530	9	\$5,862	0	\$0	0	\$0	\$1,547	9	\$4,013
Xavier College Preparatory	945	\$2,159,707	665	\$1,041,373	747	\$1,809,312	14	\$22,287	\$2,123	611	\$1,575,370
Yeshiva High School of Arizona	23	\$68,618	15	\$40,365	61	\$136,405	1	\$750	\$2,461	9	\$27,000
Young Disciples Christian Academy	7	\$4,521	1	\$1,446	10	\$44,000	0	\$0	\$2,776	11	\$79,900
Youthworks, Inc.	1	\$1,731	4	\$998	0	\$0	0	\$0	\$546	0	\$0
Yuma Adventist School	51	\$25,521	41	\$10,746	64	\$110,260	1	\$3,839	\$958	4	\$37,800
Yuma Catholic High School	213	\$416,239	164	\$203,657	567	\$2,387,948	9	\$9,650	\$3,166	184	\$626,500
Yuma Lutheran School	253	\$342,220	183	\$238,189	140	\$371,899	10	\$7,785	\$1,638	120	\$195,403
Data not provided	0	\$0	0	\$0	0	\$0	0	\$0	\$0	318	\$1,151,419
<b>TOTALS</b>	<b>34,632</b>	<b>\$64,293,115</b>	<b>24,669</b>	<b>\$35,780,397</b>	<b>24,712</b>	<b>\$59,690,982</b>	<b>1,162</b>	<b>\$5,205,607</b>	<b>\$1,937</b>	<b>28,259</b>	<b>\$79,595,775</b>

Totals will not match data in other tables due to missing school information

## Top 20 Private Schools by Estimated Total Scholarships Since 1998



### Estimated Total Scholarships Received by Private Schools Since 1998

Table 13 (pg. 65), lists every private school that has received scholarship revenue from the private school tuition organization income tax credit programs and the estimated amounts received from all four programs since 1998. Over 670 private schools are on this list which does include schools that are no longer in operation. School name changes and merging of schools has been incorporated when the information has been provided by the STOs. These scholarship amounts are estimated for two reasons. For the first several years of the private school tuition organization tax credit program (original individual only), there was no requirement for the STOs to report. Although some did report at ADOR's request, some did not or only reported partially. Therefore, the early year figures are incomplete. Secondly, the reporting period changed from calendar year to fiscal year, beginning with FY2011. The amount of scholarships by school that were duplicated in the CY2010 and FY2011 numbers was estimated.

For additional information or questions, contact Karen Jacobs or Steven Tran at the Arizona Department of Revenue at 602-716-6923 or 602-716-6459.



**Table 13**  
**Estimated Total Scholarships by Private School CY1998 - FY2018**

Private School	Original Individual	Switcher Individual	Low-Income Corporate	Disabled/Displaced Corporate	Total Scholarships
2nd Street Children's School	\$407,620	\$94,837	\$34,070	\$0	\$536,527
91st Psalm Christian School	\$1,225,655	\$252,671	\$1,171,747	\$19,959	\$2,670,031
A Child's View	\$5,676	\$0	\$0	\$0	\$5,676
Abbie Loveland Tuller	\$944,271	\$95,353	\$597,701	\$229,293	\$1,866,618
Abiding Savior School	\$140,275	\$0	\$0	\$0	\$140,275
Academy of Destiny	\$17,881	\$0	\$0	\$0	\$17,881
Ace Academy	\$34,438	\$5,571	\$14,835	\$1,500	\$56,344
ACES (Austin Centers for Exceptional Students)	\$34,607	\$11,241	\$0	\$0	\$45,848
Acton Academy	\$16,354	\$10,564	\$4,500	\$0	\$31,418
Adobe Adventist Christian School	\$211,872	\$16,408	\$0	\$0	\$228,280
Adobe Montessori	\$14,172	\$0	\$0	\$0	\$14,172
Agape Youth Ranch Academy	\$4,794	\$0	\$0	\$0	\$4,794
Ahwatukee Foothills Montessori	\$376,477	\$130,803	\$550	\$0	\$507,830
Ajo Calvary Christian Academy	\$12,643	\$1,489	\$0	\$0	\$14,132
Aldea Montessori	\$487,139	\$87,059	\$82,700	\$0	\$656,898
Aleph Bet Kindergarten	\$411,838	\$547,311	\$81,200	\$0	\$1,040,349
Alethia Academy	\$174,678	\$0	\$0	\$0	\$174,678
Al-Huda School	\$750,563	\$175,062	\$45,600	\$0	\$971,225
All Saints Catholic School (Our Lady of the Mountains)	\$2,315,150	\$356,166	\$559,022	\$0	\$3,230,337
All Saints' Episcopal Day School	\$5,431,147	\$1,021,560	\$4,211,670	\$0	\$10,664,378
Alpha Omega Academy	\$20,043	\$0	\$0	\$0	\$20,043
Ambassador Christian Academy	\$298,356	\$130,749	\$24,791	\$400	\$454,296
American Christian Academy	\$3,420	\$0	\$0	\$0	\$3,420
American Family Education	\$87,654	\$46,811	\$7,070	\$5,000	\$146,535
American Indian Christian School	\$1,725,354	\$140,382	\$3,700	\$0	\$1,869,436
Anderson Adventist Elementary School	\$4,593	\$0	\$0	\$0	\$4,593
Angels in Autism (AZ Behavior & Autism)	\$24,257	\$13,717	\$630	\$54,080	\$92,684
Annunciation Catholic School	\$1,386,597	\$601,899	\$351,776	\$44,054	\$2,384,325
Apache Baptist Academy	\$89,645	\$29,148	\$7,667	\$58	\$126,519
Apache Kids Academy	\$9,503	\$874	\$0	\$0	\$10,377
Apostolic Faith Center Christian Academy	\$102,518	\$15,150	\$215,276	\$0	\$332,944
Arcadia Christian School	\$126,164	\$0	\$0	\$0	\$126,164
Arcadia Montessori	\$207,863	\$118,399	\$5,200	\$0	\$331,462
Arizona Center for Autism	\$0	\$0	\$20,000	\$0	\$20,000
Arizona Christian Academy	\$0	\$1,000	\$0	\$0	\$1,000
Arizona Community Childhood Academy	\$14,203	\$0	\$0	\$0	\$14,203
Arizona Cultural Academy	\$3,667,974	\$1,137,613	\$2,041,672	\$0	\$6,847,259
Arizona International Academy	\$480,543	\$77,593	\$54,000	\$0	\$612,136
Arizona Language Preparatory	\$40,310	\$12,941	\$11,260	\$0	\$64,511

**Table 13**  
**Estimated Total Scholarships by Private School CY1998 - FY2018**

Private School	Original Individual	Switcher Individual	Low-Income Corporate	Disabled/Displaced Corporate	Total Scholarships
Arizona Lutheran Academy	\$5,227,094	\$642,615	\$558,649	\$13,195	\$6,441,554
Armstrong Academy	\$214,067	\$0	\$0	\$0	\$214,067
Arrowhead Christian Academy	\$2,351,280	\$397,834	\$669,583	\$44,881	\$3,463,578
Arrowhead Montessori School	\$92,410	\$47,176	\$24,080	\$5,976	\$169,642
ASCEND	\$18,500	\$0	\$3,500	\$21,500	\$43,500
Ascension Lutheran School	\$1,404,562	\$73,146	\$3,510	\$6,130	\$1,487,347
Atonement Lutheran School	\$1,743,368	\$278,921	\$145,868	\$0	\$2,168,157
Augustana Academy	\$7,043	\$4,900	\$0	\$0	\$11,943
Autism Academy for Education & Development	\$133,539	\$109,512	\$106,210	\$1,507,321	\$1,856,582
Avondale Montessori	\$3,668	\$0	\$0	\$0	\$3,668
Awakening Seed School	\$1,221,160	\$252,630	\$33,930	\$15,327	\$1,523,046
AZ Aspire Academy	\$36,516	\$38,969	\$7,400	\$121,003	\$203,889
AZ Assist Academy	\$1,892	\$0	\$0	\$3,859	\$5,750
Back to Basics Christian School	\$892	\$0	\$0	\$0	\$892
Banner Children's Academy	\$42,913	\$6,995	\$0	\$58,823	\$108,731
Barness Family Jewish Community Center Day School	\$465,164	\$0	\$0	\$0	\$465,164
Bayer Private School	\$160,703	\$104,770	\$17,555	\$0	\$283,028
Beautiful Savior Academy	\$385,754	\$27,529	\$1,600	\$0	\$414,883
Begin to Dream Christian Academy	\$450	\$0	\$0	\$0	\$450
Bella Montessori School	\$9,150	\$10,370	\$5,800	\$0	\$25,320
Bella Vista College Preparatory School	\$474,910	\$175,467	\$295,230	\$26,062	\$971,669
Berean Christian Academy	\$141,146	\$0	\$0	\$0	\$141,146
Beth El Center for Early Childhood Education Kindergarten	\$119,138	\$0	\$0	\$0	\$119,138
Bethany Christian School	\$6,584,720	\$1,200,739	\$623,575	\$28,937	\$8,437,971
Beyond Autism	\$1,289	\$0	\$0	\$42,780	\$44,069
Big Dreams Preschool & Kindergarten	\$2,177	\$1,571	\$0	\$0	\$3,748
Bios Christian Academy-closed in 2014	\$1,317,879	\$90,191	\$131,354	\$45,737	\$1,585,161
Black Mountain Science Academy	\$127,579	\$62,397	\$3,500	\$0	\$193,476
Blessed Sacrament Kindergarten	\$612,404	\$78,224	\$11,390	\$1,854	\$703,872
Bourgade Catholic High School	\$12,128,839	\$2,333,821	\$6,126,179	\$243,713	\$20,832,551
Boys Hope/Girls Hope	\$13,551	\$0	\$0	\$0	\$13,551
Breakthrough Academy	\$60,598	\$42,628	\$5,000	\$53,871	\$162,098
Bridges Preschool & Kindergarten (G)	\$7,679	\$1,990	\$500	\$0	\$10,169
Bridges Preschool & Kindergarten (M)	\$9,690	\$3,438	\$18,750	\$0	\$31,878
Bridges Preschool & Kindergarten (T)	\$10,750	\$4,160	\$11,290	\$0	\$26,200
Bright Horizons Family Ctr	\$1,005	\$503	\$0	\$0	\$1,508
Brightmont Academy	\$92,618	\$34,223	\$6,500	\$34,844	\$168,184
Brophy College Preparatory	\$21,991,024	\$2,532,349	\$8,022,503	\$34,866	\$32,580,743

**Table 13**  
**Estimated Total Scholarships by Private School CY1998 - FY2018**

Private School	Original Individual	Switcher Individual	Low-Income Corporate	Disabled/Displaced Corporate	Total Scholarships
Brophy Loyola Academy	\$103,350	\$1,954,774	\$1,871,050	\$0	\$3,929,174
Brown Road Christian Academy	\$7,322	\$0	\$0	\$0	\$7,322
Calvary Baptist School	\$324,676	\$42,592	\$219,371	\$5,270	\$591,909
Calvary Central Christian Academy	\$19,884	\$4,823	\$0	\$0	\$24,707
Calvary Chapel Christian School	\$2,844,527	\$705,066	\$583,205	\$9,505	\$4,142,304
Calvary Christian Academy (G)	\$0	\$3,009	\$0	\$0	\$3,009
Calvary Christian Academy (LH)	\$3,026,556	\$651,845	\$305,364	\$0	\$3,983,765
Calvary Christian Academy (T)	\$364,367	\$0	\$0	\$0	\$364,367
Calvary Christian School	\$370,064	\$16,733	\$91,540	\$0	\$478,337
Calvary Shadows Assembly of God	\$9,746	\$6,125	\$3,550	\$3,525	\$22,946
Camelback Christian School	\$178,829	\$53,692	\$0	\$5	\$232,526
Camelback Desert School	\$251,550	\$30,928	\$1,850	\$3,500	\$287,828
Camp Verde United Christian School	\$1,593,617	\$208,757	\$310,918	\$11,515	\$2,124,807
Canyon State Academy	\$13,523	\$0	\$0	\$0	\$13,523
Carden Christian Academy Central	\$458,164	\$68,065	\$140,262	\$35,516	\$702,006
Carden of the Peaks	\$51,510	\$0	\$0	\$0	\$51,510
Carefree Christian Academy	\$24,398	\$14,062	\$4,500	\$0	\$42,960
Casa del Nino Bilingual Montessori School	\$96,104	\$74,015	\$50,770	\$0	\$220,889
Casa Ninos School of Montessori	\$44,118	\$13,844	\$6,250	\$0	\$64,213
Casas Adobe Christian School	\$36,103	\$0	\$0	\$0	\$36,103
Casas Christian School	\$7,730,076	\$1,104,834	\$1,041,061	\$127,380	\$10,003,351
Castlehill Country Day School	\$1,393,830	\$279,827	\$81,700	\$2,600	\$1,757,957
Cathedral Christian Academy	\$723,275	\$0	\$0	\$0	\$723,275
Cathedral of Praise Christian School	\$36,270	\$0	\$10,780	\$0	\$47,050
Cave Creek Montessori	\$307,874	\$231,768	\$9,295	\$0	\$548,937
Cedar Tree Montessori	\$5,020	\$1,432	\$11,524	\$1,975	\$19,951
Central Christian Academy	\$128,978	\$0	\$0	\$0	\$128,978
Chandler Christian Academy	\$2,755,805	\$648,379	\$165,202	\$2,268	\$3,571,654
Chandler Christian School	\$0	\$0	\$187,822	\$3,515	\$191,337
Chaparral Christian Preschool & Kindergarten	\$251,647	\$52,312	\$2,035	\$0	\$305,994
Chapel Haven West	\$57,257	\$2,880	\$0	\$26,997	\$87,134
Cheder Lubavitch	\$470,779	\$207,822	\$390,266	\$0	\$1,068,867
Children's Center for Neurodevelopmental Studies	\$201	\$352	\$0	\$0	\$553
Chinle Adventist Elementary	\$7,415	\$0	\$0	\$0	\$7,415
Christ Church School	\$617,031	\$203,758	\$78,277	\$0	\$899,066
Christ Lutheran School	\$6,751,648	\$1,648,432	\$192,403	\$8,533	\$8,601,016
Christ the King Academy	\$94,099	\$9,248	\$1,763	\$0	\$105,110
Christ the King Catholic School	\$3,840,427	\$517,821	\$736,915	\$18,220	\$5,113,384
Christ the Redeemer Lutheran School	\$722,786	\$0	\$18,880	\$0	\$741,666

**Table 13**  
**Estimated Total Scholarships by Private School CY1998 - FY2018**

Private School	Original Individual	Switcher Individual	Low-Income Corporate	Disabled/Displaced Corporate	Total Scholarships
Christian Academy of Prescott	\$2,298,645	\$418,330	\$351,578	\$89,889	\$3,158,442
Christian Challenge Academy	\$2,314	\$0	\$0	\$0	\$2,314
Christ's Community Christian Academy	\$165,828	\$0	\$0	\$0	\$165,828
Christ's Greenfield Lutheran School	\$5,447,425	\$1,214,331	\$503,429	\$1,255	\$7,166,440
Chrysalis Academy	\$165,145	\$60,829	\$411	\$239,055	\$465,440
Clear View Academy	\$26,895	\$14,879	\$6,546	\$0	\$48,320
Cochise SDA Christian School	\$13,619	\$10,791	\$185,125	\$25,594	\$235,129
Colossal Cave Learning Center	\$600	\$0	\$0	\$0	\$600
Community Christian School	\$10,335	\$0	\$0	\$0	\$10,335
Community Montessori	\$244,913	\$65,906	\$0	\$0	\$310,819
Community Schoolhouse	\$4,946	\$97	\$0	\$0	\$5,043
Concordia Lutheran Schools	\$156,346	\$0	\$0	\$0	\$156,346
Congregation Anshei Israel Preschool & Kindergarten	\$115,273	\$78,077	\$31,588	\$0	\$224,938
Copper Canyon Academy	\$2,257	\$0	\$0	\$0	\$2,257
Copper Canyon Christian School	\$42,452	\$0	\$0	\$0	\$42,452
Cornerstone Christian Academy (Ch)	\$720	\$0	\$0	\$0	\$720
Cornerstone Christian Academy (Co)	\$139,565	\$0	\$0	\$0	\$139,565
Cornerstone Christian Academy (G)	\$1,000	\$0	\$0	\$0	\$1,000
Cornerstone Christian Academy/Pusch Ridge	\$20,418,843	\$3,856,575	\$2,410,481	\$83,681	\$26,769,581
Cornerstone Christian School	\$144,033	\$0	\$0	\$0	\$144,033
Cornerstone Kidz	\$106,926	\$8,324	\$1,500	\$0	\$116,750
Covenant Child Care Center	\$10,751	\$6,728	\$0	\$0	\$17,479
Covenant Christian School	\$20,714	\$0	\$0	\$0	\$20,714
Covenant of Faith School	\$3,055	\$0	\$0	\$0	\$3,055
Creative Bridges Cooperative Preschool	\$0	\$0	\$0	\$1,710	\$1,710
Creative Castle Preschool & Kindergarten	\$187,198	\$93,425	\$3,500	\$0	\$284,123
Creo School	\$421,683	\$354,636	\$285,381	\$8,333	\$1,070,033
Cross of Glory Lutheran Elementary School	\$644,344	\$176,284	\$56,320	\$20,832	\$897,780
Cross Roads Preschool & Kindergarten	\$21,245	\$0	\$0	\$0	\$21,245
Crossroads Christians Academy	\$5,146	\$0	\$0	\$0	\$5,146
Crossroads Community School (Hope Christian Academy)	\$2,703,954	\$606,977	\$47,621	\$9,186	\$3,367,738
Cupertino Power Learning Center	\$7,488	\$4,876	\$1,500	\$82,000	\$95,865
Darkaynu (Tucson Jewish Montessori)	\$3,938	\$4,937	\$0	\$0	\$8,875
David Ricardo School	\$11,060	\$0	\$0	\$0	\$11,060
Dayspring Kindergarten	\$1,073,757	\$175,974	\$4,895	\$500	\$1,255,126
Desert Christian Schools	\$12,031,502	\$1,576,274	\$2,727,867	\$542,127	\$16,877,769
Desert Garden Montessori	\$1,933,609	\$640,953	\$631,014	\$41,489	\$3,247,065
Desert Hills Christian Academy	\$6,703	\$0	\$0	\$0	\$6,703

**Table 13**  
**Estimated Total Scholarships by Private School CY1998 - FY2018**

Private School	Original Individual	Switcher Individual	Low-Income Corporate	Disabled/Displaced Corporate	Total Scholarships
Desert Jewish Academy	\$407,447	\$258,043	\$86,226	\$20,275	\$771,992
Desert Life Academy	\$1,463	\$0	\$0	\$0	\$1,463
Desert Marigold School	\$44,611	\$0	\$0	\$0	\$44,611
Desert Montessori	\$17,652	\$0	\$0	\$0	\$17,652
Desert Quest Private School	\$13,895	\$0	\$1,505	\$2,000	\$17,400
Desert Shadows Montessori	\$144,585	\$34,185	\$3,284	\$0	\$182,054
Desert Sky Montessori	\$21,643	\$5,371	\$9,900	\$6,550	\$43,464
Desert Springs Christian Kindergarten	\$238,640	\$0	\$0	\$0	\$238,640
Desert Sun Child Development Center	\$661,655	\$120,743	\$28,200	\$855	\$811,453
Desert Valley Christian School	\$362,491	\$31,908	\$212,201	\$4,099	\$610,699
Desert View Learning Center	\$1,646,564	\$386,709	\$13,460	\$0	\$2,046,733
Desert Voices Oral Learning Center	\$668,071	\$164,830	\$0	\$27,900	\$860,801
Desert Willow Educational Services	\$11,746	\$0	\$0	\$0	\$11,746
Dobson Montessori School	\$1,322,928	\$181,993	\$174,768	\$23,477	\$1,703,167
Dove Christian School	\$285,598	\$0	\$875	\$0	\$286,473
Downtown Community School	\$5,085	\$3,351	\$0	\$0	\$8,436
Dynamite Montessori School	\$657,927	\$194,392	\$3,900	\$6,228	\$862,447
Early Light Academy	\$4,900	\$0	\$0	\$0	\$4,900
East Fork Lutheran School	\$580,881	\$82,789	\$0	\$0	\$663,670
East Valley Adventist Education Program	\$225	\$0	\$2,653	\$0	\$2,878
East Valley Christian Academy	\$23,610	\$0	\$0	\$0	\$23,610
East Valley Jewish Day School	\$348,533	\$3,173	\$54,803	\$5,266	\$411,775
Eastside Christian School	\$1,665	\$0	\$0	\$0	\$1,665
Educational Special Needs Services	\$1,560	\$0	\$0	\$0	\$1,560
El Dorado Private School	\$447,656	\$146,159	\$27,994	\$28,196	\$650,005
Emmanuel Christian Academy	\$733,415	\$207,384	\$281,637	\$10,037	\$1,232,475
Emmanuel Lutheran School	\$1,916,654	\$264,933	\$128,551	\$9,203	\$2,319,341
Emmaus Lutheran School	\$984,131	\$107,124	\$23,542	\$1,625	\$1,116,423
Empower Academy	\$981	\$1,475	\$0	\$0	\$2,456
Enchanted Desert School	\$591,497	\$0	\$0	\$0	\$591,497
Enrichment Academy	\$1,301	\$0	\$150	\$0	\$1,451
Esther B Feldman Kindergarten	\$3,726	\$4,278	\$0	\$0	\$8,004
Ethos School	\$101,172	\$0	\$0	\$20,570	\$121,742
Experimental Schools Corp of AZ	\$7,794	\$0	\$0	\$0	\$7,794
Faith Baptist School	\$1,078	\$0	\$0	\$0	\$1,078
Faith Christian Academy (FH)	\$40,876	\$5,950	\$47,162	\$0	\$93,988
Faith Christian Academy (T)	\$149,728	\$27,221	\$50,285	\$350	\$227,584
Faith Christian Academy (W)	\$4,388	\$0	\$0	\$0	\$4,388
Faith Christian School	\$1,325,251	\$243,412	\$129,254	\$52,554	\$1,750,471

**Table 13**  
**Estimated Total Scholarships by Private School CY1998 - FY2018**

Private School	Original Individual	Switcher Individual	Low-Income Corporate	Disabled/Displaced Corporate	Total Scholarships
Faith Community Academy	\$1,319,224	\$228,121	\$517,423	\$23,729	\$2,088,497
Faith Life Christian Academy	\$450	\$0	\$0	\$0	\$450
Faith Lutheran School (M)	\$29,436	\$0	\$0	\$0	\$29,436
Faith Lutheran School (T)	\$1,370,413	\$132,949	\$336,957	\$6,680	\$1,847,000
Family Life Academy	\$1,763,802	\$247,910	\$348,778	\$8,117	\$2,368,607
Family of Christ Learning Center	\$185,121	\$61,228	\$0	\$0	\$246,349
Family of God Lutheran School	\$70,557	\$0	\$9,009	\$0	\$79,566
Father's Heart Christian School	\$1,000	\$0	\$0	\$0	\$1,000
Fellowship Child Development Center	\$63,080	\$0	\$0	\$0	\$63,080
Fenster School	\$900	\$0	\$0	\$21,260	\$22,160
Firm Foundation Christian School	\$189,254	\$0	\$11,789	\$0	\$201,043
First Baptist Christian Academy (SV)	\$1,177,054	\$175,243	\$36,802	\$0	\$1,389,098
First Baptist Christian Academy (T)	\$184,248	\$82,768	\$12,994	\$755	\$280,765
First Baptist Christian School	\$47,980	\$0	\$0	\$0	\$47,980
First Baptist of Mesa Christian Academy	\$12,367	\$0	\$0	\$0	\$12,367
First Southern Christian School	\$1,328,167	\$123,858	\$144,286	\$21,935	\$1,618,246
Flagstaff Adventist School	\$462,015	\$0	\$0	\$0	\$462,015
Flagstaff Community Christian School	\$1,153,060	\$393,654	\$2,195,102	\$44,800	\$3,786,616
Florence Baptist Academy	\$31,772	\$9,243	\$5,000	\$0	\$46,015
Foundation for Blind Children	\$894,609	\$336,330	\$16,300	\$618,407	\$1,865,646
Founders Classical Academy	\$3,000	\$0	\$0	\$0	\$3,000
Fountain of Life Lutheran School	\$1,702,094	\$18,798	\$9,175	\$0	\$1,730,067
Fourteen Six Christian Academy	\$41,181	\$14,004	\$1,000	\$2,100	\$58,285
Freedom Baptist Academy	\$55,338	\$25,284	\$79,117	\$0	\$159,739
Freedom Christian Academy	\$701,882	\$185,385	\$1,218,340	\$70,830	\$2,176,437
Freedom Christian School	\$35,600	\$1,647	\$0	\$0	\$37,247
French American School of Arizona	\$18,145	\$24,695	\$0	\$0	\$42,840
Friendship Christian School	\$15,848	\$0	\$0	\$0	\$15,848
Full Gospel Christian Academy	\$4,474	\$0	\$0	\$0	\$4,474
Gan Yeladim	\$43,000	\$0	\$0	\$0	\$43,000
Gary K. Herberger Young Scholar's Academy	\$330,404	\$137,426	\$182,577	\$32,766	\$683,173
Gateway Academy	\$79,712	\$13,885	\$10,378	\$175,552	\$279,528
Gateway Baptist Academy (G)	\$454,550	\$106,886	\$126,624	\$800	\$688,860
Gateway Baptist Academy (S)	\$18,460	\$0	\$0	\$28,978	\$47,438
Gateway Bible Church Christian Training Center	\$6,703	\$0	\$0	\$0	\$6,703
Gateway Fellowship Preschool & Kindergarten	\$11,225	\$0	\$0	\$0	\$11,225
Gateway Independent School	\$110,885	\$0	\$0	\$0	\$110,885
Gateways School	\$16,063	\$0	\$0	\$0	\$16,063
Gethsemane Lutheran School	\$2,911,191	\$546,563	\$46,695	\$500	\$3,504,948

**Table 13**  
**Estimated Total Scholarships by Private School CY1998 - FY2018**

Private School	Original Individual	Switcher Individual	Low-Income Corporate	Disabled/Displaced Corporate	Total Scholarships
Gila Mountain Christian Academy	\$8,680	\$0	\$0	\$0	\$8,680
Gilbert Christian Schools	\$11,206,300	\$3,848,201	\$2,533,170	\$84,161	\$17,671,832
Gilson Wash Baptist Academy	\$44,388	\$0	\$0	\$0	\$44,388
Glendale Christian Academy	\$1,223,035	\$138,329	\$473,007	\$0	\$1,834,372
Glenview Adventist Academy	\$753,720	\$77,281	\$908,588	\$0	\$1,739,589
God's Garden Child Development Center	\$3,446	\$0	\$0	\$0	\$3,446
God's World	\$870	\$0	\$0	\$0	\$870
Golf Links Christian School	\$25,564	\$0	\$0	\$0	\$25,564
Good Earth Montessori	\$10,229	\$3,182	\$0	\$1,000	\$14,411
Good Shepherd Lutheran School	\$120,574	\$0	\$0	\$0	\$120,574
Good Steps Christian Academy	\$5,303	\$0	\$0	\$0	\$5,303
Gospel Light Christian Academy	\$5,235	\$0	\$1,325	\$0	\$6,560
Gospel Outreach Christian School	\$6,191	\$4,276	\$12,250	\$0	\$22,717
Grace Christian Academy (B)	\$83,668	\$14,236	\$0	\$0	\$97,904
Grace Christian Academy (T)	\$8,823,988	\$721,332	\$467,905	\$11,078	\$10,024,303
Grace Christian School	\$63,527	\$0	\$0	\$0	\$63,527
Grace Community Christian	\$0	\$0	\$3,658	\$0	\$3,658
Grace Fellowship Academy	\$1,056,679	\$246,925	\$566,909	\$586	\$1,871,099
Grace Garden Christian Preschool	\$0	\$20	\$0	\$0	\$20
Grace Lutheran School	\$1,723,514	\$233,087	\$60,381	\$14,811	\$2,031,793
GracePointe Christian Academy (Chapel in the Hills)	\$405,306	\$43,137	\$208,643	\$1,005	\$658,091
Graysmark Academy	\$31,327	\$3,092	\$6,000	\$41,152	\$81,570
Green Fields Country Day School	\$3,844,678	\$701,597	\$1,257,156	\$49,020	\$5,852,451
Greenhouse Montessori School	\$10,027	\$27,515	\$5,300	\$0	\$42,842
Guiding Light Christian Educational Center (GLCP)	\$162,311	\$62,073	\$128,194	\$500	\$353,078
Guiding Light Christian School	\$339,702	\$0	\$0	\$0	\$339,702
Hand in Hand Christian School	\$81,620	\$19,132	\$26,808	\$0	\$127,559
Happy Trails	\$40,133	\$0	\$5,234	\$0	\$45,367
Harvest Christian Academy	\$91,237	\$0	\$0	\$0	\$91,237
Harvest Kidz School	\$19,181	\$10,311	\$1,000	\$0	\$30,492
Herencia Guadalupana Lab Schools	\$0	\$0	\$25,624	\$0	\$25,624
Heritage Christian Academy	\$1,463,449	\$5,563	\$16,485	\$0	\$1,485,497
Heritage Montessori	\$122,523	\$47,152	\$0	\$0	\$169,675
Hermosa Montessori	\$88,619	\$0	\$0	\$0	\$88,619
Highland Free School	\$70,908	\$0	\$0	\$0	\$70,908
Holbrook Adventist Indian School	\$218,204	\$22,804	\$12,000	\$4,000	\$257,008
Holy Angels School	\$984,962	\$0	\$100,000	\$0	\$1,084,962
Holy Cross Evangelical Lutheran School	\$75,993	\$6,207	\$2,100	\$0	\$84,299
Holy Family Academy	\$1,960	\$980	\$0	\$0	\$2,940

**Table 13**  
**Estimated Total Scholarships by Private School CY1998 - FY2018**

<b>Private School</b>	<b>Original Individual</b>	<b>Switcher Individual</b>	<b>Low-Income Corporate</b>	<b>Disabled/Displaced Corporate</b>	<b>Total Scholarships</b>
Holy Trinity Academy	\$315,799	\$42,740	\$4,491	\$4,679	\$367,709
Holy Trinity Greek Orthodox Cathedral	\$0	\$0	\$0	\$500	\$500
Hope Academy for Autism	\$2,457	\$977	\$1,500	\$37,769	\$42,702
Hopi Mission School	\$2,451,858	\$231,656	\$116,216	\$0	\$2,799,730
Howard S. Gray Education Program	\$85,527	\$3,611	\$100	\$100	\$89,338
Imago Dei Middle School	\$2,667,338	\$792,803	\$3,297,252	\$0	\$6,757,393
Immaculate Conception School	\$1,972,957	\$503,241	\$2,187,176	\$36,798	\$4,700,172
Immaculate Heart Academy	\$920,999	\$410,971	\$793,951	\$34,425	\$2,160,346
Immaculate Heart High School	\$3,558,428	\$305,103	\$941,171	\$43,706	\$4,848,408
Immaculate Heart of Mary School	\$2,684	\$250	\$9,000	\$0	\$11,934
Inspire International Preschool	\$0	\$0	\$2,700	\$0	\$2,700
Inspire Kids Montessori	\$63,637	\$47,709	\$1,842	\$0	\$113,188
Integrity Preparatory Academy	\$5,000	\$0	\$0	\$0	\$5,000
Intermountain Academy	\$110,972	\$68,097	\$777,129	\$3,320,573	\$4,276,771
International Christian Academy Online	\$8,044	\$0	\$0	\$0	\$8,044
International School for Peace	\$17,961	\$3,901	\$0	\$0	\$21,862
International School of Arizona	\$1,183,865	\$477,780	\$445,570	\$500	\$2,107,715
International School of Tucson	\$1,121,736	\$370,183	\$1,151,036	\$20,668	\$2,663,623
Ironwood Hill School	\$2,282	\$743	\$3,003	\$10,271	\$16,299
Jess Schwartz College Preparatory	\$2,984,869	\$0	\$19,000	\$0	\$3,003,869
Joanne Todd Christian School	\$546,239	\$151,634	\$5,390	\$0	\$703,263
Journeys Academy	\$9,900	\$0	\$10,000	\$0	\$19,900
Joy Christian School	\$8,725,380	\$1,337,263	\$4,494,049	\$153,758	\$14,710,449
Joyful Beginnings Academy-NOW Arizona Christian Academy	\$481,192	\$115,447	\$900	\$0	\$597,539
Kachina Country Day School	\$6,725	\$0	\$9,500	\$7,050	\$23,275
KASL Academy for Deaf and Hard of Hearing	\$4,890	\$7,510	\$49,400	\$51,000	\$112,800
Keystone Montessori Kingdom	\$268,868	\$0	\$0	\$0	\$268,868
Khalsa Montessori (P)	\$20,544	\$0	\$0	\$0	\$20,544
Khalsa Montessori (T)	\$99,487	\$0	\$0	\$0	\$99,487
Kids' Discovery Club Christian Kindergarten	\$17,076	\$0	\$0	\$0	\$17,076
Kimber Academy	\$136,576	\$74,984	\$6,000	\$1,500	\$219,060
King David School	\$2,994,954	\$0	\$22,319	\$0	\$3,017,273
Kingdom Preparatory Academy	\$806	\$280	\$180,340	\$0	\$181,426
Kingman Adventist Christian School	\$96,992	\$0	\$0	\$0	\$96,992
King's Academy	\$4,000	\$0	\$0	\$0	\$4,000
Kino Learning Center	\$988,794	\$205,963	\$359,316	\$149,944	\$1,704,017
Kyrene del Norte	\$540	\$0	\$0	\$0	\$540
La Paz Montessori	\$540	\$535	\$0	\$0	\$1,075



**Table 13**  
**Estimated Total Scholarships by Private School CY1998 - FY2018**

Private School	Original Individual	Switcher Individual	Low-Income Corporate	Disabled/Displaced Corporate	Total Scholarships
La Tierra Community School	\$25,445	\$0	\$0	\$0	\$25,445
Lamad Preparatory Academy	\$2,955	\$0	\$0	\$0	\$2,955
Lamb's Gate Christian School	\$587,943	\$49,735	\$32,033	\$6,915	\$676,626
Lambs of God School	\$10,213	\$0	\$0	\$0	\$10,213
Latch School - ACCEL	\$662,181	\$88,658	\$110,074	\$319,521	\$1,180,434
Lauren's Institute for Education School (LIFE)	\$493,175	\$162,985	\$998,502	\$4,952,386	\$6,607,048
Learning Unlimited	\$0	\$0	\$4,000	\$6,000	\$10,000
Legacy Academy	\$65,220	\$9,653	\$0	\$0	\$74,873
Legacy Classical Christian Academy	\$350,352	\$0	\$20,000	\$0	\$370,352
Lestonnac School	\$88,461	\$0	\$0	\$0	\$88,461
Lexington Academy	\$73,609	\$0	\$0	\$0	\$73,609
Lexington Life Academy (M)	\$50,244	\$20,567	\$202,045	\$1,293,010	\$1,565,865
Lexis Preparatory School	\$631,634	\$399,589	\$199,526	\$390,828	\$1,621,577
Liberty Christian Academy (formerly Bethany)	\$99,564	\$0	\$16,601	\$2,000	\$118,165
Liberty Youth Academy	\$10,753	\$4,319	\$275	\$0	\$15,347
Life Academy	\$5,899	\$0	\$4,600	\$0	\$10,499
Life Christian Academy	\$190,307	\$95,424	\$6,320	\$0	\$292,051
Life Development Institute	\$363,570	\$118,051	\$65,882	\$158,686	\$706,190
Light and Life Elementary School	\$345,718	\$0	\$0	\$0	\$345,718
Lighthouse Academy	\$49,140	\$0	\$0	\$0	\$49,140
Little Angels Montessori School	\$3,630	\$2,505	\$2,220	\$0	\$8,355
Little Palms School	\$12,576	\$174	\$0	\$0	\$12,750
Logos Christian Academy	\$266,753	\$75,186	\$891,067	\$0	\$1,233,006
Loretto Catholic School	\$1,697,375	\$289,007	\$2,893,618	\$0	\$4,880,000
Lourdes Catholic School	\$1,811,506	\$239,949	\$1,281,930	\$1,020	\$3,334,405
Loyola Academy	\$0	\$402,800	\$408,100	\$0	\$810,900
Lumos Arts Academy	\$54,963	\$26,564	\$13,117	\$0	\$94,644
Magical Journey Learning Center	\$349,418	\$243,243	\$22,055	\$4,750	\$619,467
Mandarin Montessori Academy	\$6,501	\$6,469	\$0	\$0	\$12,970
Maranatha Christian Academy	\$42,919	\$1,170	\$54,085	\$0	\$98,174
Maricopa Village Christian School	\$84,112	\$16,294	\$8,300	\$0	\$108,706
Marina Montessori	\$465	\$0	\$0	\$0	\$465
Martin Luther Lutheran School	\$1,233,008	\$0	\$0	\$0	\$1,233,008
Mesa Christian Academy	\$114,309	\$31,418	\$45,655	\$0	\$191,382
Mesa Montessori	\$109,931	\$53,245	\$80	\$0	\$163,256
Messiah Lutheran Open Arms	\$88,363	\$0	\$0	\$0	\$88,363
Millennium Worldwide Academy	\$133,605	\$0	\$187,236	\$0	\$320,841
Miro International School	\$1,960	\$16,940	\$2,500	\$0	\$21,400
Mis Manos Montessori School	\$11,058	\$2,358	\$0	\$1,000	\$14,416

**Table 13**  
**Estimated Total Scholarships by Private School CY1998 - FY2018**

Private School	Original Individual	Switcher Individual	Low-Income Corporate	Disabled/Displaced Corporate	Total Scholarships
Mission Christian School	\$494,561	\$0	\$221,699	\$0	\$716,260
Mission Montessori	\$164,546	\$0	\$0	\$0	\$164,546
Mission View Academy	\$1,367	\$0	\$0	\$0	\$1,367
Montessori 2000	\$7,173	\$0	\$0	\$0	\$7,173
Montessori Center School	\$594,863	\$92,990	\$10,500	\$0	\$698,353
Montessori Centre Main	\$139,381	\$0	\$0	\$0	\$139,381
Montessori Centre North	\$78,438	\$0	\$0	\$0	\$78,438
Montessori Children's Home	\$352,096	\$20,693	\$0	\$0	\$372,789
Montessori Christian Academy	\$186,337	\$31,810	\$0	\$5,582	\$223,729
Montessori Day School	\$147,040	\$0	\$0	\$0	\$147,040
Montessori Educare Academy	\$173,087	\$27,358	\$0	\$0	\$200,445
Montessori Education Center	\$14,885	\$0	\$0	\$0	\$14,885
Montessori in the Park	\$689,473	\$163,260	\$150,393	\$5	\$1,003,132
Montessori International School	\$1,186,544	\$240,751	\$783,737	\$41,716	\$2,252,748
Montessori Kingdom of Learning	\$1,944,081	\$52,111	\$15,331	\$1,600	\$2,013,123
Montessori Learning Center	\$78,341	\$14,262	\$0	\$0	\$92,603
Montessori Matters	\$70,715	\$41,910	\$0	\$6,250	\$118,875
Montessori of Surprise	\$35,704	\$14,252	\$3,544	\$0	\$53,500
Montessori Preparatory Academy	\$63,811	\$3,100	\$0	\$4,049	\$70,960
Montessori Schoolhouse Charter	\$38,633	\$0	\$0	\$0	\$38,633
Montessori West Preparatory	\$259,970	\$31,771	\$0	\$0	\$291,741
Montezuma Indian School	\$6,333	\$0	\$0	\$0	\$6,333
Morning Glory Montessori	\$31,535	\$0	\$0	\$0	\$31,535
Most Holy Trinity Catholic School	\$2,839,303	\$374,321	\$2,475,442	\$5,427	\$5,694,493
Mother of Sorrows	\$1,500	\$4,500	\$0	\$0	\$6,000
Mount Calvary Lutheran School	\$601,055	\$51,222	\$86,299	\$0	\$738,577
Mountain Christian School	\$1,574,788	\$334,997	\$520,203	\$16,713	\$2,446,701
Mountain View Lutheran School	\$61,105	\$0	\$1,750	\$0	\$62,855
Native American Christian Academy	\$69,661	\$31,550	\$2,000	\$0	\$103,210
Navajo Christian Preparatory Academy	\$148,734	\$72,005	\$0	\$0	\$220,739
Navajo Evangelical Lutheran Mission School	\$2,420,215	\$267,813	\$132,453	\$0	\$2,820,482
Navajo Trails	\$1,725	\$0	\$0	\$0	\$1,725
Nehemiah Ministries	\$2,484	\$0	\$0	\$0	\$2,484
Nellie P. Covert School	\$296,042	\$0	\$0	\$0	\$296,042
Neurologic Music Therapy Services of Arizona	\$191,510	\$47,634	\$500	\$55,754	\$295,398
New Covenant Lutheran Preschool & Kindergarten	\$374,493	\$103,532	\$10,500	\$2,701	\$491,227
New Hope Christian Academy	\$172,644	\$0	\$0	\$0	\$172,644
New Horizons Christian Academy	\$137,409	\$0	\$0	\$0	\$137,409
New Life Christian Academy	\$3,200	\$0	\$9,325	\$0	\$12,525

**Table 13**  
**Estimated Total Scholarships by Private School CY1998 - FY2018**

Private School	Original Individual	Switcher Individual	Low-Income Corporate	Disabled/Displaced Corporate	Total Scholarships
New Life Wesleyan Academy	\$3,240	\$0	\$0	\$0	\$3,240
New School for the Arts	\$563	\$0	\$0	\$0	\$563
New Vistas Center for Education	\$1,621,851	\$383,269	\$55,109	\$0	\$2,060,228
New Way Learning Academy	\$3,809,385	\$1,837,320	\$1,414,168	\$2,417,342	\$9,478,216
Noah's Ark Preschool & Kindergarten	\$197,622	\$33,521	\$0	\$0	\$231,143
Nogales Christian Academy	\$33,118	\$0	\$7,500	\$0	\$40,618
Noor Academy of Arizona	\$3,289,350	\$466,364	\$1,274,108	\$0	\$5,029,823
North Phoenix Baptist Kindergarten	\$201,156	\$63,168	\$0	\$0	\$264,324
North Phoenix Christian Montessori School	\$5,907	\$0	\$0	\$0	\$5,907
North Valley Christian Academy (Cross of Christ)	\$1,923,508	\$502,387	\$248,746	\$4,500	\$2,679,141
Northland Christian School	\$194,518	\$107,535	\$40,095	\$2,063	\$344,211
Northminster Christian School	\$541,542	\$104,573	\$146,939	\$16,070	\$809,124
Northwest Christian School (P)	\$134,705	\$0	\$94,395	\$0	\$229,100
Northwest Christian School (Phx)	\$25,350,333	\$4,571,598	\$2,653,835	\$187,190	\$32,762,956
Notre Dame Preparatory	\$9,816,375	\$2,772,956	\$2,284,419	\$18,852	\$14,892,601
Oak Creek Ranch School	\$14,912	\$1,533	\$2,000	\$0	\$18,445
Oasis Christian School	\$900	\$0	\$0	\$0	\$900
Olga and Bob Strauss Center for Early Childhood Development	\$1,380	\$0	\$14,382	\$0	\$15,762
On-Track Academy	\$194,161	\$101,437	\$34,750	\$201,713	\$532,061
Opincar Study Center	\$1,425	\$0	\$0	\$0	\$1,425
Our Lady of Guadalupe	\$157,428	\$18,430	\$19,197	\$0	\$195,055
Our Lady of Joy School	\$281,754	\$0	\$14,273	\$0	\$296,027
Our Lady of Mt. Carmel School	\$5,674,550	\$860,659	\$726,184	\$955	\$7,262,348
Our Lady of Perpetual Help Catholic School (G)	\$4,820,195	\$773,187	\$2,947,536	\$44,100	\$8,585,018
Our Lady of Perpetual Help Catholic School (S)	\$6,210,753	\$929,576	\$487,449	\$6,063	\$7,633,841
Our Lady of Sorrows Academy	\$470,860	\$42,868	\$271,611	\$0	\$785,339
Our Lady of the Lake	\$291,140	\$97,183	\$10,332	\$0	\$398,655
Our Lady of the Sun Academy	\$10,707	\$634	\$0	\$0	\$11,341
Our Mother of Sorrows Catholic School	\$3,409,527	\$509,829	\$2,563,730	\$70,525	\$6,553,611
Our Savior's Lutheran School	\$103,209	\$14,708	\$2,550	\$0	\$120,467
Our Saviour Lutheran School	\$305,961	\$6,777	\$4,985	\$0	\$317,723
Outer Limits School	\$781	\$0	\$0	\$0	\$781
Page Christian School	\$111,612	\$14,989	\$17,697	\$0	\$144,297
Palm Valley Montessori	\$331,529	\$164,060	\$790,900	\$0	\$1,286,488
Palms Christian School	\$291,293	\$41,395	\$59,699	\$8,337	\$400,724
Palo Verde Christian School	\$363,368	\$0	\$3,640	\$0	\$367,008
Paradise for Tots Christian Kindergarten	\$82,121	\$12,329	\$2,500	\$0	\$96,949
Paradise Mountain Christian Academy	\$139,332	\$0	\$0	\$0	\$139,332

**Table 13**  
**Estimated Total Scholarships by Private School CY1998 - FY2018**

<b>Private School</b>	<b>Original Individual</b>	<b>Switcher Individual</b>	<b>Low-Income Corporate</b>	<b>Disabled/Displaced Corporate</b>	<b>Total Scholarships</b>
Paradise Valley Christian Preparatory	\$7,676,813	\$1,124,473	\$682,778	\$27,808	\$9,511,872
Pardes Jewish Day School	\$7,929,408	\$1,724,688	\$521,861	\$8,604	\$10,184,561
Parker Apostolic Christian School	\$15,551	\$0	\$8,326	\$0	\$23,877
Parkside Christian Learning Center	\$3,324	\$1,296	\$0	\$0	\$4,620
Parkway Children's School of Excellence	\$57,434	\$10,108	\$0	\$0	\$67,542
Patagonia Montessori	\$67,069	\$0	\$0	\$0	\$67,069
Pathway Christian School	\$4,377	\$1,547	\$0	\$0	\$5,924
Pathways School (M)	\$81,172	\$44,725	\$83,950	\$31,117	\$240,964
Pathways School (T)	\$7,576	\$10,366	\$0	\$8,199	\$26,141
Pax Academy	\$14,830	\$0	\$7,000	\$0	\$21,830
Payson Community Christian School	\$1,737,630	\$286,393	\$322,083	\$1,500	\$2,347,606
Peace Lutheran Church School	\$63,095	\$0	\$0	\$0	\$63,095
Pentecostal of Phoenix Christian Academy	\$21,399	\$0	\$0	\$0	\$21,399
Peridot Lutheran Elementary	\$116,173	\$14,298	\$26,583	\$0	\$157,055
Phillips Christian School	\$26,921	\$0	\$0	\$0	\$26,921
Phoenix Christian Academy	\$70,257	\$0	\$121,935	\$0	\$192,192
Phoenix Christian Preparatory Schools	\$9,471,310	\$858,117	\$5,143,893	\$128,927	\$15,602,248
Phoenix Christian School K-8	\$2,150,986	\$493,900	\$217,773	\$19,117	\$2,881,777
Phoenix Country Day School	\$5,465,558	\$1,851,551	\$6,480,293	\$0	\$13,797,401
Phoenix Hebrew Academy	\$8,189,629	\$1,355,406	\$695,372	\$500	\$10,240,907
Phoenix Preparatory High School for Boys	\$70,900	\$0	\$0	\$0	\$70,900
Phoenix Preparatory High School for Girls	\$88,850	\$0	\$0	\$0	\$88,850
Phoenix Rising Free School	\$8,079	\$0	\$0	\$0	\$8,079
Phoenix, Special Programs and Academies	\$4,669	\$0	\$0	\$0	\$4,669
Pieceful Solutions	\$188,498	\$95,224	\$67,650	\$631,175	\$982,547
Pilgrim Lutheran School	\$814,498	\$107,219	\$6,279	\$0	\$927,995
Pleasantview Christian Elementary	\$49,079	\$7,727	\$164,955	\$5,473	\$227,235
Potter's House	\$13,826	\$0	\$0	\$0	\$13,826
Precious Lamb Christian School	\$89,613	\$0	\$8,925	\$0	\$98,538
Prescott Adventist Christian School	\$241,228	\$14,533	\$57,061	\$0	\$312,823
Primavera School	\$1,402,943	\$279,800	\$125,085	\$500	\$1,808,328
Primrose School at Palm Valley	\$27,973	\$0	\$0	\$0	\$27,973
Primrose School of Fletcher Heights	\$4,770	\$0	\$0	\$0	\$4,770
Promiseland Christian Preschool	\$0	\$0	\$0	\$750	\$750
Providence Classical School	\$641,359	\$0	\$4,534	\$0	\$645,893
Quality Interactive Montessori	\$314,693	\$198,606	\$157,932	\$10,680	\$681,911
Queen of Peace Catholic School	\$2,470,625	\$348,212	\$1,870,178	\$13,773	\$4,702,787
Rainbow Academy	\$191,766	\$0	\$0	\$0	\$191,766
Rainbow Montessori	\$17,051	\$0	\$0	\$0	\$17,051

**Table 13**  
**Estimated Total Scholarships by Private School CY1998 - FY2018**

<b>Private School</b>	<b>Original Individual</b>	<b>Switcher Individual</b>	<b>Low-Income Corporate</b>	<b>Disabled/Displaced Corporate</b>	<b>Total Scholarships</b>
Rancho Solano Schools	\$3,721,426	\$503,065	\$35,165	\$8,682	\$4,268,337
Red Mountain Montessori Academy	\$41,520	\$12,245	\$0	\$1,000	\$54,765
Red Rock Christian School	\$83,621	\$0	\$0	\$0	\$83,621
Red Sands Christian School	\$42,191	\$28,292	\$382,849	\$17,404	\$470,735
Redeemer Christian Academy (Southern)	\$84,922	\$0	\$17,058	\$0	\$101,980
Redeemer Christian School (Stapley)	\$1,657,737	\$196,646	\$63,813	\$4,152	\$1,922,347
Redeemer Lutheran School	\$2,664,721	\$420,868	\$259,926	\$6,600	\$3,352,115
Resurrection Lutheran Child Development Center	\$918,222	\$92,648	\$6,772	\$0	\$1,017,642
Rise & Shine Exceptional Services	\$11,640	\$4,060	\$500	\$2,500	\$18,700
Risen Savior Lutheran School	\$1,879,489	\$178,261	\$3,650	\$0	\$2,061,400
Rising Sun Montessori	\$1,615	\$0	\$0	\$0	\$1,615
River of Life Christian School	\$519,809	\$38,804	\$436,655	\$12,153	\$1,007,421
Rose Garden School	\$540	\$0	\$0	\$0	\$540
Running River School	\$108,943	\$16,041	\$30,780	\$0	\$155,764
S A R R C Community School	\$283,656	\$52,041	\$0	\$36,459	\$372,155
Sacred Heart Catholic School (N)	\$856,733	\$205,098	\$962,051	\$0	\$2,023,882
Sacred Heart Catholic School (P)	\$5,827,425	\$877,308	\$573,130	\$0	\$7,277,863
Safford Adventist Christian School	\$61,008	\$0	\$0	\$0	\$61,008
Safford Christian Academy	\$238,031	\$1,243	\$0	\$0	\$239,274
Saguaro Hills Adventist Christian School	\$422,628	\$21,194	\$331,214	\$18,512	\$793,547
Saguaro Hills Christian School	\$326,468	\$0	\$10,625	\$0	\$337,093
Sahuarita Christian Academy	\$313,479	\$0	\$384,878	\$0	\$698,357
Salpointe Catholic High School	\$21,465,702	\$4,072,510	\$9,793,092	\$128,262	\$35,459,566
San Francisco de Asis Catholic School	\$2,689,654	\$726,857	\$904,603	\$0	\$4,321,114
San Miguel High School	\$3,413,369	\$996,667	\$9,793,999	\$2,100	\$14,206,135
San Tan Christian Academy	\$49,958	\$0	\$9,400	\$0	\$59,358
San Xavier Mission School	\$3,950,961	\$556,736	\$1,751,146	\$14,319	\$6,273,162
Santa Cruz Catholic School	\$2,444,850	\$349,719	\$4,986,743	\$91,022	\$7,872,333
Satori	\$1,058,147	\$137,365	\$12,031	\$5	\$1,207,548
Scottsdale Christian Academy	\$16,632,142	\$3,429,709	\$4,169,829	\$31,726	\$24,263,407
Scottsdale Country Day School	\$44,572	\$2,115	\$9,600	\$0	\$56,287
Scottsdale United Methodist Co-Op	\$16,876	\$1,960	\$1,725	\$0	\$20,561
Sedona Christian School	\$86,615	\$0	\$0	\$0	\$86,615
Sedona Montessori	\$4,378	\$0	\$0	\$0	\$4,378
Sedona Sky Academy	\$25,194	\$13,108	\$0	\$0	\$38,302
Seton Catholic High School	\$12,937,353	\$1,928,772	\$1,491,193	\$22,537	\$16,379,855
Shalom Montessori School	\$363,452	\$26,294	\$104,461	\$0	\$494,207
Shearim Torah High School	\$1,089,251	\$316,859	\$474,093	\$0	\$1,880,203
Sheila's Christian Academy "Minds in Motion"	\$82,257	\$28,124	\$0	\$0	\$110,381

**Table 13**  
**Estimated Total Scholarships by Private School CY1998 - FY2018**

Private School	Original Individual	Switcher Individual	Low-Income Corporate	Disabled/Displaced Corporate	Total Scholarships
Shepherd of the Desert Lutheran School	\$2,570,610	\$721,853	\$287,452	\$1,971	\$3,581,885
Shepherd of the Valley Lutheran Preschool (Kindergarten)	\$0	\$10,500	\$0	\$0	\$10,500
Shepherd's Christian Academy	\$6,388	\$0	\$0	\$0	\$6,388
Sherwood Village	\$25,802	\$0	\$0	\$0	\$25,802
Shiloh Christian School	\$359,760	\$0	\$2,821	\$0	\$362,581
Show Low Adventist Christian School	\$4,699	\$0	\$0	\$0	\$4,699
Sierra Academy of Scottsdale	\$58,163	\$12,428	\$0	\$5	\$70,596
Sino International Montessori	\$3,010	\$490	\$0	\$0	\$3,500
Skyway Christian School	\$11,680	\$0	\$0	\$0	\$11,680
Smaller Scholars Montessori Academy	\$2,240	\$0	\$5,300	\$0	\$7,540
Smart Schools	\$196	\$0	\$0	\$0	\$196
Son Life Christian School	\$2,205	\$0	\$0	\$0	\$2,205
Sonoran International School	\$11,781	\$0	\$0	\$0	\$11,781
SonRise Christian School	\$79,037	\$0	\$0	\$0	\$79,037
Sonshine Christian School	\$97,386	\$13,628	\$56,800	\$0	\$167,814
Sonshine Preschool	\$0	\$0	\$0	\$12,618	\$12,618
Southwest Christian School	\$467,059	\$82,798	\$200,724	\$370	\$750,950
Southwest Indian School	\$230	\$0	\$0	\$15,248	\$15,478
Southwestern Christian School	\$2,584,365	\$263,176	\$454,307	\$21,166	\$3,323,014
Spectrum Private School	\$11,768	\$0	\$0	\$0	\$11,768
Spirit of Hope Montessori	\$179,183	\$25,441	\$0	\$0	\$204,624
Spondeo Montessori	\$12,815	\$6,594	\$0	\$0	\$19,409
Ss. Peter and Paul Catholic School	\$4,087,100	\$702,822	\$1,680,736	\$26,757	\$6,497,415
Ss. Simon and Jude School	\$7,213,645	\$1,214,465	\$2,903,079	\$104,628	\$11,435,816
St. Agnes Catholic School	\$3,895,957	\$413,827	\$2,203,830	\$7,750	\$6,521,364
St. Alban's Pre-School & Kindergarten	\$32,968	\$0	\$3,550	\$0	\$36,518
St. Ambrose School	\$2,736,854	\$428,680	\$4,740,382	\$57,781	\$7,963,696
St. Andrew's Kindergarten	\$874,116	\$168,857	\$19,724	\$1,113	\$1,063,810
St. Anne's Little Flower Montessori	\$769,870	\$0	\$33,010	\$0	\$802,880
St. Anthony Catholic School	\$2,089,072	\$433,961	\$1,148,882	\$0	\$3,671,914
St. Anthony of Padua Catholic School	\$2,291,261	\$387,128	\$1,800,764	\$30,922	\$4,510,076
St. Augustine Catholic High School	\$3,377,859	\$750,722	\$4,256,408	\$191,935	\$8,576,925
St. Catherine of Sienna Catholic School	\$3,909,074	\$429,277	\$2,062,267	\$14,828	\$6,415,445
St. Charles Apache School	\$3,843,262	\$677,398	\$470,618	\$0	\$4,991,278
St. Cyril Catholic School	\$4,472,696	\$889,937	\$1,543,491	\$31,595	\$6,937,718
St. Daniel the Prophet School	\$1,617,520	\$0	\$84,044	\$0	\$1,701,564
St. Dominic Savio Academy	\$192,072	\$31,683	\$0	\$120,232	\$343,987
St. Elizabeth Ann Seton Catholic School	\$4,359,167	\$734,265	\$1,488,192	\$20,988	\$6,602,612

**Table 13**  
**Estimated Total Scholarships by Private School CY1998 - FY2018**

Private School	Original Individual	Switcher Individual	Low-Income Corporate	Disabled/Displaced Corporate	Total Scholarships
St. Francis Kindergarten	\$2,740	\$0	\$0	\$0	\$2,740
St. Francis of Assisi School	\$1,907,787	\$458,509	\$2,091,047	\$15,918	\$4,473,260
St. Francis Xavier Elementary School	\$6,530,593	\$1,466,260	\$2,389,751	\$16,403	\$10,403,006
St. Gregory Catholic School	\$4,867,958	\$725,504	\$2,676,630	\$9,274	\$8,279,366
St. James Preschool & Kindergarten	\$52,997	\$0	\$0	\$0	\$52,997
St. Jerome K-8 School	\$3,016,943	\$482,012	\$1,762,153	\$8,549	\$5,269,657
St. Joan of Arc Kindergarten	\$168,407	\$0	\$0	\$0	\$168,407
St. John Bosco Catholic School	\$5,815,747	\$1,094,423	\$567,547	\$5,883	\$7,483,600
St. John Paul II Catholic High School	\$34,125	\$1,985	\$9,000	\$0	\$45,110
St. John the Evangelist School	\$3,189,969	\$368,668	\$7,104,159	\$39,002	\$10,701,798
St. John Vianney Catholic School	\$5,132,456	\$630,791	\$2,867,524	\$78,417	\$8,709,188
St. John XXIII Catholic School	\$5,056,875	\$1,052,666	\$334,952	\$1,240	\$6,445,732
St. Joseph Catholic School	\$2,535,356	\$506,855	\$2,156,131	\$49,828	\$5,248,170
St. Joseph's Catholic Montessori School	\$2,255,969	\$358,945	\$910,276	\$7,500	\$3,532,690
St. Louis the King Catholic School	\$3,890,499	\$396,638	\$3,869,444	\$38,299	\$8,194,880
St. Luke's Lutheran School	\$9,951	\$0	\$0	\$0	\$9,951
St. Luke's School (ceased operating 6/30/11)	\$192,955	\$0	\$0	\$0	\$192,955
St. Maria Goretti School	\$993,257	\$178,842	\$35,731	\$5,500	\$1,213,330
St. Mark's Early Childhood Center	\$246,629	\$65,839	\$10,668	\$500	\$323,636
St. Mark's Preschool & Kindergarten	\$370,695	\$40,249	\$40,223	\$2,058	\$453,225
St. Mary Basha Catholic Elementary School	\$7,645,999	\$1,012,751	\$744,554	\$2,750	\$9,406,054
St. Mary's Catholic High School	\$2,013,156	\$661,819	\$5,063,704	\$9,300	\$7,747,979
St. Mary's High School	\$15,998,411	\$2,437,127	\$11,457,932	\$29,779	\$29,923,249
St. Matthew School	\$4,888,259	\$744,223	\$3,160,412	\$0	\$8,792,894
St. Maximilian Mary Kolbe School	\$587,634	\$10,206	\$44,688	\$0	\$642,528
St. Michael Indian School	\$3,253,841	\$549,543	\$781,036	\$1,500	\$4,585,920
St. Michael's Parish Day School	\$5,561,236	\$1,068,844	\$918,973	\$19,754	\$7,568,806
St. Odilia	\$187,405	\$0	\$0	\$0	\$187,405
St. Paul Lutheran School	\$39,087	\$0	\$0	\$0	\$39,087
St. Paul's Preparatory Academy	\$1,197,014	\$0	\$0	\$0	\$1,197,014
St. Peter Mission School	\$3,317,267	\$551,341	\$1,290,544	\$0	\$5,159,152
St. Peter's Montessori	\$524,930	\$154,692	\$87,399	\$0	\$767,020
St. Theresa Elementary School	\$5,052,607	\$912,666	\$489,788	\$3,015	\$6,458,076
St. Thomas Aquinas School	\$5,176,960	\$1,005,154	\$494,787	\$0	\$6,676,901
St. Thomas Lutheran School	\$101,149	\$0	\$0	\$0	\$101,149
St. Thomas the Apostle Catholic Pre-School & Kindergarten	\$677,273	\$318,318	\$329,153	\$9,120	\$1,333,864
St. Thomas the Apostle Catholic School	\$5,277,790	\$731,079	\$514,116	\$7,485	\$6,530,470
St. Timothy Catholic Academy (Alma School)	\$3,192,009	\$272,699	\$467,027	\$1,275	\$3,933,010

**Table 13**  
**Estimated Total Scholarships by Private School CY1998 - FY2018**

Private School	Original Individual	Switcher Individual	Low-Income Corporate	Disabled/Displaced Corporate	Total Scholarships
St. Timothy Catholic School	\$794,226	\$433,679	\$231,457	\$4,539	\$1,463,901
St. Vincent de Paul School	\$4,835,479	\$545,123	\$2,046,710	\$19,431	\$7,446,743
Stone Creek Christian Kindergarten	\$1,598	\$0	\$0	\$0	\$1,598
Summit School of Ahwatukee	\$3,813,134	\$1,141,901	\$108,433	\$11,250	\$5,074,717
Sun and Shield Christian Academy	\$364,324	\$1,174	\$39,833	\$2,250	\$407,581
Sun Valley Indian School	\$166,536	\$25,275	\$95,260	\$0	\$287,071
Sun Valley Learning Center (was Bethany Learning Center)	\$596,505	\$22,154	\$59,477	\$0	\$678,136
Sunrise Montessori School	\$507,751	\$79,713	\$3,360	\$0	\$590,825
Suriya Montessori	\$563	\$0	\$0	\$0	\$563
Surrey Garden Christian School	\$3,718,332	\$0	\$60,985	\$0	\$3,779,317
Sylvan Learning Center	\$1,440	\$0	\$0	\$0	\$1,440
Tanque Verde Lutheran Preschool/Kindergarten	\$609,208	\$70,252	\$12,790	\$0	\$692,249
Tatum Ranchette Montessori	\$22,135	\$0	\$0	\$0	\$22,135
Tempe Adventist Christian School	\$154,464	\$0	\$0	\$0	\$154,464
Tempe Christian School	\$197,715	\$0	\$0	\$0	\$197,715
Tempe Montessori	\$709,517	\$108,511	\$155,935	\$7,330	\$981,294
Tesseract School	\$2,068,924	\$299,424	\$283,041	\$18,928	\$2,670,317
The Angel's Academy	\$4,357	\$0	\$76	\$0	\$4,433
The Beginning School	\$192,201	\$47,142	\$550	\$0	\$239,893
The Caepe School	\$195,541	\$36,485	\$152,125	\$3,821	\$387,972
The Family School	\$1,703,195	\$459,585	\$0	\$2,063	\$2,164,843
The French American School of Arizona	\$90,685	\$23,821	\$0	\$0	\$114,505
The Furnace - Crossroads Christian Education	\$4,831	\$1,300	\$0	\$0	\$6,131
The Goddard School	\$519,800	\$24,944	\$0	\$0	\$544,744
The Gregory School/St. Gregory College Preparatory	\$6,421,375	\$1,381,311	\$3,027,204	\$24,778	\$10,854,668
The IDEA School	\$110,731	\$55,819	\$252,289	\$24,789	\$443,628
The Jones-Gordon School	\$504,770	\$392,763	\$91,450	\$326,358	\$1,315,341
The Learning Lab	\$28,324	\$4,315	\$2,200	\$7,700	\$42,539
The Learning Pad	\$48,619	\$17,776	\$21,802	\$2,221	\$90,418
The Orme School	\$1,878,092	\$287,877	\$4,010	\$4,184	\$2,174,163
The Scottsdale School	\$0	\$950	\$0	\$0	\$950
The Vine Preparatory Academy	\$10,750	\$20,850	\$58,400	\$0	\$90,000
The Weekday School	\$11,318	\$0	\$0	\$0	\$11,318
The Wiser Choice	\$3,897	\$0	\$3,365	\$0	\$7,262
Thrive Cultural Academy	\$2,402	\$1,843	\$0	\$0	\$4,246
Thunderbird Adventist Academy	\$2,812,186	\$213,164	\$520,928	\$30,611	\$3,576,889
Thunderbird Christian Elementary School	\$932,726	\$124,787	\$236,093	\$6,950	\$1,300,556
Torah Day School of Phoenix	\$1,888,360	\$2,143,092	\$4,134,456	\$133,494	\$8,299,403



**Table 13**  
**Estimated Total Scholarships by Private School CY1998 - FY2018**

<b>Private School</b>	<b>Original Individual</b>	<b>Switcher Individual</b>	<b>Low-Income Corporate</b>	<b>Disabled/Displaced Corporate</b>	<b>Total Scholarships</b>
Tree of Life Christian School	\$33,423	\$0	\$0	\$0	\$33,423
Tri-City Christian Academy	\$4,973,579	\$785,684	\$1,221,015	\$22,767	\$7,003,045
Tri-City Jewish Community Center Day School	\$300,794	\$0	\$0	\$0	\$300,794
Trinity Christian School (CV)	\$1,172,924	\$0	\$174,854	\$0	\$1,347,778
Trinity Christian School (M)	\$272,598	\$62,200	\$87,072	\$0	\$421,870
Trinity Christian School (P)	\$3,068,758	\$1,078,425	\$1,054,050	\$13,915	\$5,215,147
Trinity Classical Academy	\$563	\$0	\$0	\$0	\$563
Trinity Classical and Christian Academy	\$151,899	\$0	\$0	\$0	\$151,899
Trinity Kindergarten	\$178,602	\$3,840	\$0	\$0	\$182,442
Trinity Lutheran School	\$3,922,888	\$580,556	\$193,919	\$3,628	\$4,700,991
Trinity United Methodist Kindergarten	\$241,614	\$23,804	\$105,803	\$4,329	\$375,551
Truly Free School	\$34,917	\$10,822	\$0	\$0	\$45,739
Truthful Beginnings	\$12,647	\$5,897	\$0	\$0	\$18,544
Tucson Baptist Academy	\$281,031	\$128,320	\$218,115	\$9,000	\$636,466
Tucson Community School	\$608,196	\$55,909	\$64,606	\$0	\$728,712
Tucson Hebrew Academy	\$7,801,099	\$1,757,888	\$1,810,672	\$500	\$11,370,159
Tucson Jewish Community Center	\$120,821	\$0	\$53,073	\$0	\$173,894
Tucson Waldorf School	\$1,799,148	\$600,724	\$1,440,879	\$49,650	\$3,890,401
Turning Point School	\$382,031	\$0	\$10,100	\$0	\$392,131
Tutor Time PreSchool & Kindergarten	\$3,500	\$0	\$3,500	\$0	\$7,000
United Christian School	\$344,816	\$156,786	\$22,375	\$0	\$523,977
Valley Baptist School	\$62,501	\$13,509	\$4,200	\$0	\$80,210
Valley Cathedral Christian School	\$334,046	\$0	\$0	\$0	\$334,046
Valley Child Care & Learning Center	\$6,638	\$0	\$0	\$0	\$6,638
Valley Christian High School	\$16,022,790	\$2,405,242	\$3,787,833	\$103,740	\$22,319,606
Valley Classical Christian Academy	\$1,006,816	\$0	\$17,592	\$0	\$1,024,408
Valley Lutheran High School	\$4,531,539	\$730,521	\$395,625	\$13,478	\$5,671,163
Valley of the Sun Jewish Community Center School	\$106,600	\$0	\$0	\$0	\$106,600
Verde Christian Academy (was Verde Valley Christian School)	\$2,679,988	\$600,054	\$382,136	\$43,711	\$3,705,889
Verde Valley Adventist School	\$184,909	\$15,337	\$78,589	\$7,648	\$286,482
Verde Valley School	\$742,143	\$54,680	\$38,580	\$4,213	\$839,616
Veritas Academy of Tucson	\$848,014	\$343,275	\$418,261	\$4,350	\$1,613,900
Veritas Christian Community School	\$2,597,839	\$567,093	\$305,045	\$500	\$3,470,477
Victorious Preschool & Kindergarten	\$45,880	\$1,423	\$6,105	\$0	\$53,408
Village Christian School	\$19,911	\$4,089	\$0	\$0	\$24,000
Ville de Marie Academy	\$1,980,312	\$459,670	\$363,535	\$13,252	\$2,816,769
Vision Christian Academy	\$270,655	\$44,413	\$47,717	\$0	\$362,785
Wellspring Education Center	\$12,610	\$0	\$0	\$0	\$12,610
West Side Private School	\$16,101	\$0	\$0	\$0	\$16,101

**Table 13**  
**Estimated Total Scholarships by Private School CY1998 - FY2018**

Private School	Original Individual	Switcher Individual	Low-Income Corporate	Disabled/Displaced Corporate	Total Scholarships
West Valley Adventist School	\$35,403	\$0	\$0	\$0	\$35,403
West Valley Christian School	\$1,530,134	\$353,674	\$863,651	\$76,432	\$2,823,891
Western Hills Baptist School	\$11,297	\$977	\$0	\$0	\$12,274
Westminster Academy	\$4,984	\$0	\$0	\$0	\$4,984
White Mountain Christian School	\$3,426	\$0	\$0	\$0	\$3,426
White Mountain Montessori School	\$156,042	\$23,794	\$32,125	\$0	\$211,961
Wickenburg Christian Academy (Legacy High)	\$1,358,539	\$443,383	\$626,901	\$7,256	\$2,436,079
Wings on Words	\$95,616	\$20,088	\$13,435	\$40,005	\$169,144
Woodbridge Private School	\$53,082	\$18,447	\$0	\$500	\$72,030
Word International Christian School	\$15,824	\$2,090	\$6,829	\$0	\$24,743
Word of Grace School for Young Children	\$18,503	\$0	\$0	\$0	\$18,503
Word of Life Christian School	\$40,829	\$3,165	\$0	\$0	\$43,994
Xavier College Preparatory	\$17,978,355	\$4,007,545	\$6,164,611	\$61,050	\$28,211,561
Yeshiva High School	\$355,834	\$1,025	\$50,160	\$0	\$407,019
Yeshiva High School of Arizona	\$413,686	\$224,006	\$244,287	\$750	\$882,729
Young Disciples Christian Academy	\$23,111	\$9,526	\$97,445	\$0	\$130,082
Youthworks, Inc.	\$1,731	\$998	\$0	\$0	\$2,730
Yuma Adventist School	\$253,431	\$35,230	\$182,386	\$7,189	\$478,236
Yuma Catholic High School	\$5,491,743	\$868,136	\$8,863,358	\$32,336	\$15,255,572
Yuma Lutheran School	\$4,071,481	\$939,983	\$1,462,153	\$102,638	\$6,576,256
<b>TOTALS</b>	<b>\$779,190,844</b>	<b>\$143,486,015</b>	<b>\$270,936,389</b>	<b>\$23,242,917</b>	<b>\$1,216,856,166</b>

Totals will not match data in other tables due to missing school information.