

This booklet contains:

- Individual Tax Forms
- Corporation, Partnership, and Exempt Organization Tax Forms



CAUTION

The federal amounts that you use on your Arizona return may not be the same as the federal amounts from your federal tax return.

Each year the Arizona State Legislature considers if they will adopt changes made to the federal tax law during the prior year. These forms assume the Legislature will adopt all federal law changes made after January 1, 2014.

If you use the amounts from your 2014 federal tax return to complete your Arizona return and the Legislature does not adopt the 2014 federal changes, you may have to amend your return at a later date for any difference between Arizona and federal law. For more details, visit www.azdor.gov and click on the link for 2014 conformity.

QUICK AND EASY ACCESS TO TAX HELP AND FORMS

PERSONAL COMPUTER



You may use a personal computer and modem to get the forms and information you need.

Here is a sample of what you will find when you visit our web site at **www.azdor.gov**:

- Forms and Instructions
- Brochures
- Tax Rulings and Procedures
- Other General Tax Information

PHONE

Information by phone...



Individual and Corporate Income Tax:

Phoenix..... (602) 255-3381
Toll-free from
area codes 520 and 928..... (800) 352-4090

Withholding Tax:

Phoenix..... (602) 255-2060
Toll-free from
area codes 520 and 928..... (800) 843-7196

Did You Know?

Tax software does all the hard work for you! The software:

- Calculates Tax
- Does the Math
- Selects Forms and Schedules
- Makes Complex Returns Simple
- Checks for Errors Before You File
- E-Files the IRS and AZ Returns at the same time
- Gives Proof of E-Filing



www.azdor.gov

For details & eligibility

**FREE
E-File
Available**

WALK-IN SERVICE

You may get forms and information at any of our offices.



We have offices at the following locations:

Phoenix
1600 West Monroe St.

East Valley
1840 South Mesa Drive
Building 1352

Tucson
400 West Congress

Reasonable accommodations for any person with a disability can be made.

Notice

As a rule, the starting point for your Arizona return is your federal adjusted gross income. To take itemized deductions, you must start with the amount shown on the federal Schedule A. This is the case for 2014, except for changes Congress made to the federal tax code during 2014 and the following apply.

1. The changes affect how you figure your federal adjusted gross income.

AND/OR

2. The changes affect how you figure your itemized deductions.

When federal changes are made, Arizona legislature must adopt those changes if the Arizona starting points are to be kept the same. The legislature will address this issue when it is in session during 2015. We must publish these forms before this issue will be addressed by the legislature. When we went to print, Arizona had not yet adopted any federal tax law changes made after January 1, 2014.

What does this mean to you? It means that if any of the federal law changes made in 2014 apply to your 2013 return, you can opt to file your 2014 return using one of the following methods.

1. You can wait and file your 2014 return after this issue has been addressed.
 - To do this, you may need to ask for a filing extension. You must pay 90% of the tax due by the due date of the return before any extension.
2. You can file your 2014 return assuming that the federal law changes will be adopted. The 2014 tax forms make this assumption.

If you opt for method 2, one of the following will apply.

- If Arizona adopts those changes, you do not have to do anything more.
 - If Arizona does not adopt all those changes, you may need to amend your 2014 Arizona return. Your amended return will have to show the difference between the Arizona law and the federal law. If this happens, we will post more details on our Conformity to IRC webpage. To view this page go to <http://www.azdor.gov> and click on Legal Research on the left side, then click on Conformity to IRC. Generally, no penalties or interest will be assessed on these amended returns, if you follow the Department's instructions and pay any tax due when you file your original 2014 return and you file and pay the required amended return by the extended due date of your 2015 return.
3. You can file your 2014 return assuming that we will not adopt the federal law changes. If you opt for this method, you will have to do the following.
 - You will have to research all of the federal changes made after January 1, 2014.
 - You will have to figure out if any of those changes apply to you.
 - You will have figure out how to make adjustments for those changes on your return.

If you opt for method 3, one of the following will apply.

- If Arizona does not adopt those changes, you do not have to do anything more.
- If Arizona adopts those changes, you may need to amend your 2014 Arizona return. Your amended return will have to show the difference between what you reported and what you should have reported. If this happens, we will post more details on our Conformity to IRC webpage. To view this page go to <http://www.azdor.gov> and click on Legal Research on the left side, then click on Conformity to IRC.

THIS PAGE INTENTIONALLY LEFT BLANK

VOLUME 1 CONTENTS

Individual Tax Forms

131	Claim for Refund on Behalf of Deceased Taxpayer.....	1
140 Series Info	Items of Interest.....	3
140	Resident Personal Income Tax Return	5
140 Schedule A	Itemized Deduction Adjustments.....	35
140A	Resident Personal Income Tax Return (Short Form).....	39
140EZ	Resident Personal Income Tax Return (EZ Form).....	57
140PY	Part-Year Resident Personal Income Tax Return.....	67
140PY Schedule A(PY)	Itemized Deductions for Part-Year Residents.....	99
140PY Schedule A(PYN)	Itemized Deductions for Part-Year Residents With Nonresident Income	103
140NR	Nonresident Personal Income Tax Return.....	109
140NR Schedule A(NR)	Itemized Deductions for Nonresidents	135
140ES	Individual Estimated Income Tax Payment (2015).....	137
140ET	Credit for Increased Excise Taxes	143
140PTC	Property Tax Refund (Credit) Claim.....	149
140X	Individual Amended Income Tax Return	157
200	Request for Innocent Spouse Relief and Separation of Liability and Equitable Relief	171
201	Renter's Certificate of Property Taxes Paid	181
202	Personal Exemption Allocation Election.....	183
204	Application for Filing Extension (Individual)	185
221	Underpayment of Estimated Tax by Individuals.....	189
Tables	Tax Tables.....	197

Disclosure (Power of Attorney) Form

285	General Disclosure/Representation Authorization Form.....	207
-----	---	-----

THIS PAGE INTENTIONALLY LEFT BLANK

VOLUME 1 CONTENTS

Corporation, Partnership, and Exempt Organization Tax Forms

51	Combined or Consolidated Return Affiliation Schedule	213
99/99T Info	Exempt Organization Information Sheet	217
99	Arizona Exempt Organization Annual Information Return	219
99T	Arizona Exempt Organization Business Income Tax Return	227
Corp. Info.	Corporate Income Tax Highlights.....	239
120	Arizona Corporation Income Tax Return.....	241
120A	Arizona Corporation Income Tax Return (Short Form)	261
120ES	Corporation Estimated Tax Payment (2015).....	275
120EXT	Application for Automatic Extension of Time to File Corporation, Partnership, and Exempt Organization Returns	277
120S	Arizona S Corporation Income Tax Return	283
120S Schedule K-1	Resident Shareholder's Information Schedule	301
120S Schedule K-1(NR)	Nonresident Shareholder's Share of Income and Deductions	303
120W	Estimated Tax Worksheet for Corporations (2015).....	307
120X	Arizona Amended Corporation Income Tax Return	313
122	Authorization and Consent of Subsidiary Corporation to be Included in a Consolidated Income Tax Return.....	325
165	Arizona Partnership Income Tax Return	327
165 Schedule K-1	Resident Partner's Share of Adjustment to Partnership Income.....	345
165 Schedule K-1(NR)	Arizona Nonresident and Out-of-State Partner's Share of Income and Deductions....	347
220	Underpayment of Estimated Tax by Corporations	351
Schedule ACA	Air Carrier Apportionment.....	361
Schedule MSP	Multistate Service Provider Election and Computation	363

THIS PAGE INTENTIONALLY LEFT BLANK

VOLUME 2 CONTENTS

Tax Credit Forms

300	Nonrefundable Corporate Tax Credits and Recapture	367
301	Nonrefundable Individual Tax Credits and Recapture	373
304	Enterprise Zone Credit	381
305	Environmental Technology Facility Credit.....	383
306	Military Reuse Zone Credit.....	391
307	Recycling Equipment Credit.....	403
308	Credit for Increased Research Activities	405
308-I	Credit for Increased Research Activities - Individuals.....	415
309	Credit for Taxes Paid to Another State or Country.....	425
310	Credit for Solar Energy Devices.....	437
312	Agricultural Water Conservation System Credit.....	441
315	Pollution Control Credit	445
318	Credit for Taxes Paid for Coal Consumed in Generating Electrical Power.....	449
319	Credit for Solar Hot Water Heater Plumbing Stub Outs and Electric Vehicle Recharge Outlets.....	453
320	Credit for Employment of TANF Recipients	463
321	Credit for Contributions to Qualifying Charitable Organizations	471
322	Credit for Contributions Made or Fees Paid to Public Schools.....	477
323	Credit for Contributions to Private School Tuition Organizations.....	481
325	Agricultural Pollution Control Equipment Credit.....	485
331	Credit for Donation of School Site.....	489
332	Credits for Healthy Forest Enterprises	493
333	Credit for Employing National Guard Members	507
334	Motion Picture Credits	513
334-E	Transferee Notice of Transfer of Motion Picture Credits.....	521
334-O	Transferor Notice of Transfer of Motion Picture Credits	523
335	Credit for Corporate Contributions to School Tuition Organizations.....	525
336	Credit for Solar Energy Devices - Commercial and Industrial Applications.....	529
337	Credit for Water Conservation System Plumbing Stub Outs	537
338	Credit for Investment in Qualified Small Businesses	539
339	Credit for Water Conservation Systems.....	543
340	Credit for Donations to the Military Family Relief Fund.....	545
341	Credit for Corporate Contributions to School Tuition Organizations for Displaced Students or Students With Disabilities	547

THIS PAGE INTENTIONALLY LEFT BLANK

VOLUME 2 CONTENTS

Tax Credit Forms (continued)

342	Credit for Renewable Energy Industry	551
343	Renewable Energy Production Tax Credit	555
344	Solar Liquid Fuel Credit.....	559
345	Credit for New Employment	563
346	Additional Credit for Increased Research Activities for Basic Research Payments	575
347	Credit for Qualified Health Insurance Plans	579
348	Credit for Contributions to Certified School Tuition Organization - Individuals	585
349	Credit for Qualified Facilities	591
351	Credit for Renewable Energy Investment & Production for Self-Consumption by Manufacturers	597

Fiduciary Tax Forms

141AZ	Arizona Fiduciary Income Tax Return.....	605
141AZ Schedule K-1	Resident or Part-Year Resident Beneficiary's Share of Fiduciary Adjustment	625
141AZ Schedule K-1(NR)	Nonresident Beneficiary's Share of Income and Share of Fiduciary Adjustment	629
141AZ ES	Estate or Trust Estimated Income Tax Payment (2015)	633
141AZ EXT	Application for Filing Extension (Fiduciary)	635
210	Notice of Assumption of Duties in a Fiduciary Capacity	637

Withholding Tax Forms

A1-APR	Arizona Annual Payment Withholding Tax Return.....	641
A1-QRT	Arizona Quarterly Withholding Tax Return (2015)	647
A1-WP	Payment of Arizona Income Tax Withheld (2015)	657
A1-C	Arizona Charitable Withholding Statement (2015).....	659
A1-R	Arizona Withholding Reconciliation Return	663
A1-E	Employer's Election to Not Withhold Arizona Taxes in December (2015).....	667
A-4	Employee's Arizona Withholding Election and Employee's Instructions (2015)	669
Instructions	Employer's Instructions for Form A-4.....	671
A-4P	Annuitant's Request for Voluntary Arizona Income Tax Withholding (2015)	673
A-4V	Voluntary Withholding Request for Arizona Resident Employed Outside of Arizona (2015)	675
WEC	Withholding Exemption Certificate (2015).....	677
WECI	Withholding Exemption Certificate, Native Americans (2015)	679
WECM	Withholding Exemption Certificate for Military Spouses (2015).....	681

THIS PAGE INTENTIONALLY LEFT BLANK

Please print or type.

For calendar year decedent was due a refund: 2014 OR Fiscal year ending: MONTH YEAR MM,YY **66**

1 Decedent's Name (last, first, middle initial)		2 Date of Death	3 Decedent's Social Security Number
4 Name of Person Claiming Refund (last, first, middle initial)			5 Claimant's Social Security or Federal I.D. No.
6 Home Address of Person Claiming Refund - number and street, rural route		Apt. No.	REVENUE USE ONLY. DO NOT MARK IN THIS AREA. 88
7 City, Town or Post Office	State	ZIP Code	
8 Claimant's Relationship to Decedent			

Part 1 Check the box that applies to you. Check only one box. Be sure to complete Part 3 below.

81 PM	80 RCVD
--------------	----------------

- 9a Surviving spouse claiming a refund based on a joint return.
- 9b Court-appointed or certified personal representative. Include a court certificate (issued after death) showing your appointment.
- 9c Person other than 9a or 9b claiming refund for the decedent's estate. See instructions and complete Part 2 below.

Part 2 Complete Part 2 only if you checked box 9c in Part 1 above.

	YES	NO
10a Did the decedent leave a will?	10a <input type="checkbox"/>	<input type="checkbox"/>
10b Has a personal representative been appointed for the estate of the decedent?	10b <input type="checkbox"/>	<input type="checkbox"/>
10c If you answered "No" on line 10b, will one be appointed?	10c <input type="checkbox"/>	<input type="checkbox"/>
If you answered "Yes" to 10a or 10b, do not file this form. The personal representative must file for the refund.		
11 As the person claiming the refund for the decedent's estate, will you pay out the refund according to the laws of the state where the decedent was a legal resident?	11 <input type="checkbox"/>	<input type="checkbox"/>

If you answered "No" on line 11, a refund cannot be made until you submit a court certificate showing your appointment as personal representative or until you submit other evidence that you are entitled under state law to receive the refund.

Part 3

I request a refund of taxes overpaid by, or on behalf of, the decedent. Under penalties of perjury, I declare that the statements made on this form have been examined by me and to the best of my knowledge, they are true, correct and complete.

→ _____
Signature of Person Claiming Refund

_____ Date

Claim for Refund on Behalf of Deceased Taxpayer

Arizona Form 131

For information or help, call one of the numbers listed:

Phoenix (602) 255-3381
From area codes 520 and 928, toll-free (800) 352-4090

Tax forms, instructions, and other tax information

If you need tax forms, instructions, and other tax information, go to the department's website at www.azdor.gov.

Income Tax Procedures and Rulings

These instructions may refer to the department's income tax procedures and rulings for more information. To view or print these, go to our website and click on *Legal Research* then click on *Procedures* or *Rulings* and select a tax type from the drop down menu.

Publications and Brochures

To view or print the department's publications and brochures, go to our website and click on *Publications*.

Purpose of Form 131

Use Form 131 to claim a refund on behalf of a deceased taxpayer.

Who Must File

If you are claiming a refund on behalf of a deceased taxpayer, you must file Form 131. However, if the refund is issued in the name of the decedent, it may be cashed with the endorsement of the court appointed executor or the administrator of the estate.

Lines 1 through 8

Enter all of the information requested on lines 1 through 8.

Foreign Address

If the person claiming the refund on behalf of the decedent has a foreign address, enter the information in the following order: city, province or state, and country.

Follow the country's practice for entering the postal code. Do not abbreviate the country name.

Part 1

Line 9a - Surviving Spouse

Check the box on line 9a if you are the surviving spouse who is claiming a refund on a joint income tax return you are filing with your deceased spouse.

Place the completed Form 131 on top of your return when you file.

If you filed your return without Form 131 and you received a joint refund check that you cannot cash, you can return that check with Form 131 to us. We will issue a new check in your name. We will mail that new check to you.

If you are returning a previously issued check, mail Form 131 along with the check issued in both your name and your deceased spouse's name to:

Arizona Department of Revenue
PO Box 52138
Phoenix, AZ 85072-2138

Line 9b - Court Appointed or Certified Personal Representative

Check Box 9b only if you are the decedent's court-appointed personal representative claiming a refund for the decedent. You must include a copy of the court certificate showing your appointment.

For purposes of this form, a personal representative is the executor or administrator of the decedent's estate as appointed or certified by the court. A copy of the decedent's will cannot be accepted as evidence that you are the personal representative.

Line 9c - Other

Check the box on line 9c if you are not the surviving spouse claiming a refund based on a joint return and there is no court appointed personal representative. You must also complete Part 2. If you check the box on line 9c, you must have proof of death.

The proof of death is a copy of one of the following:

- The death certificate
- The formal notification from the appropriate government office (for example, Department of Defense) informing the next of kin of the decedent's death

Do not include the proof of death with Form 131. Instead, keep it for your records and provide it if requested.

Example: Your father died on August 25. You are his sole survivor. Your father did not have a will and the court did not appoint a personal representative for his estate. Your father is entitled to a \$300 refund. To get the refund, you must complete and include Form 131 with your father's final return. You should check the box on Form 131, line 9c, answer all the questions in Part 2, and sign your name in Part III. You must also keep a copy of the death certificate or other proof of death for your records.

Part 2

If you checked the box on line 9c, you must complete lines 10a through 11.

Part 3

Make sure you sign and date Form 131 on Part 3.

How to File Form 131

Place Form 131 on top of **the income tax** return that would have been filed if the decedent had lived.

2014 Individual Income Tax Forms take on a new look

With the exception of Arizona Form 140EZ, the department reformatted the Arizona individual income tax forms to make the forms easier to follow. For example, there is no longer a need to go to separate schedules for the additions and subtractions.

New Continuation Sheet for Dependent and Qualifying Parent and Grandparent Information

To claim an exemption for children, other dependents and/or qualifying parents and grandparents, you are required to provide dependent and qualified parent and grandparent information on page 1 of the return. If more space is needed to list dependents or qualifying parents and grandparents taxpayers are required to (a) check a box; and (b) complete and include page 3 of the form, *Dependent Information – Continuation Sheet*, with the return when filed.

With a Few Exceptions, Arizona Form 301 Must be Filed When Claiming Income Tax Credits

Beginning 2014, every individual taxpayer who claims a tax credit must also complete Arizona Form 301, *Nonrefundable Individual Tax Credits and Recapture*, and include it and the applicable credit form(s) with the tax return when filed.

You do not have to file Form 301 when the only credits being claimed are any of the following:

- Family Tax Credit (from worksheet provided in the income tax form instructions);
- Excise Tax Credit (Arizona Form 140ET or worksheet);
- The Property Tax Credit (Arizona Form 140PTC);
- The refundable portion of the Increased Research Activities Credit (Arizona Form 308-I);
- The Renewable Energy Industry Credit (Arizona Form 342); and/or
- The Credit for Qualified Facilities (Arizona Form 349).

Do Not Staple

To reduce time to process returns, the department is asking taxpayers **not** to staple the tax return before mailing. Also, do **not** staple any required documents, schedules and payment(s) to the return. Include these additional items behind the return. Stapling (or using any other method to attach) may cause a delay in processing your return.

2014 Arizona Standard Deduction Indexed for Inflation

The Arizona standard deduction was indexed for inflation, for 2014. For a single taxpayer or a married taxpayer filing a separate return the amount is \$5,009. For a head of household or a married couple filing a joint return the amount is \$10,010.

New Subtraction for Net Capital Gain from Investment in Qualified Small Business

Beginning 2014, you are allowed to subtract the amount of any net capital gain included in federal adjusted gross income for the taxable year derived from investment in a qualified small business as determined by the Arizona Commerce Authority.

The portion of Net Long-Term Capital Gain from Assets acquired after December 31, 2011 that may be subtracted increased for 2014

The portion that may be subtracted has increased for taxable year 2014. The subtraction is equal to 20% of the net long-term capital gain from assets acquired after December 31, 2011 and included in federal adjusted gross income.

New Subtraction for Arizona Bonus Depreciation Adjustment for assets placed in service in taxable years beginning from and after December 31, 2012

The Arizona bonus depreciation is 10% of the amount of bonus depreciation claimed on the federal income tax return. For an asset placed in service during taxable year 2013, a taxpayer that claimed bonus depreciation for the asset on the 2013 federal income tax return, may elect to claim Arizona bonus depreciation for that asset on the 2014 Arizona income tax return. This election is made by taking a subtraction, on the 2014 Arizona income tax return. For more information, see the department's procedure ITP 14-3, *Procedure for Individuals who Claim Federal and/or Arizona Bonus Depreciation*.

Claiming the Enterprise Zone Credit (Arizona Form 304)

The laws providing for the enterprise zone credit were repealed effective from and after June 30, 2011. Form 304 is now only available for claiming credits carried forward from prior years.

Credit for Contributions to Private School Tuition Organizations Indexed for Inflation (Arizona Form 323)

For 2014, the amount of the allowable credit for contributions to private school tuition organizations was adjusted for inflation purposes. The maximum credit for single taxpayers or heads of household is \$528. For married taxpayers that file a joint return, the maximum credit is \$1,056.

Credit for Contributions Made to Certified School Tuition Organization Indexed for Inflation (Arizona Form 348)

For 2014, the amount of the allowable credit for contributions to certified school tuition organizations was adjusted for inflation purposes. The maximum credit for single taxpayers or heads of household is \$525. For married taxpayers that file a joint return, the maximum credit is \$1,050.

Credit for Investment in Qualified Small Business Extended (Arizona Form 338)

Recent Arizona legislation extended the time to claim a credit for Investment in Qualified Small Business. The credit was extended through taxable years ending on or before December 31, 2024. The "Angel Investment" Small Business Capital Investment Incentive Program was established in 2005 to provide tax credits to investors that make investments in qualified small businesses certified by the Arizona Commerce Authority.

New Credit for Renewable Energy Investment and Production for Self-Consumption by Manufactures (Arizona Form 351)

Recent legislation enacted a new nonrefundable corporate and individual tax credit for investment in new renewable energy resources that produce energy for self-consumption using renewable resources if the power will be used primarily for manufacturing.

New Voluntary Gift on the tax return: Sustainable State Parks and Roads Fund

Beginning 2014, you may give some or all of your refund to the Sustainable State Parks and Roads Fund. You may also give more than your entire refund. Gifts that you make to the Sustainable State Parks and Roads Fund will aid the state to operate, maintain and make capital improvements to buildings, roads, parking lots, highway entrances and any related structure used to operate state parks.

DO NOT STAPLE ANY ITEMS TO THE RETURN.

82F Check box 82F if filing under extension OR FISCAL YEAR BEGINNING [M, M, D, D] 2, 0, 1, 4 AND ENDING [M, M, D, D] 2, 0, Y, Y. 66F

1 Your First Name and Middle Initial Last Name Enter your SSN(s) Your Social Security Number

1 Spouse's First Name and Middle Initial (if box 4 or 6 checked) Last Name Spouse's Social Security No.

2 Current Home Address - number and street, rural route Apt. No. Daytime Phone (with area code) 94

3 City, Town or Post Office State ZIP Code Last Names Used in Last Four Prior Year(s) (if different)

FILING STATUS: 4 Married filing joint return, 5 Head of household, 6 Married filing separate return, 7 Single. EXEMPTIONS: 8 Age 65 or over, 9 Blind, 10 Dependents, 11 Qualifying parents and grandparents. Includes box 88 and box 80 RCVD.

Dependents table with columns: (a) FIRST AND LAST NAME, (b) SOCIAL SECURITY NO., (c) RELATIONSHIP, (d) NO. OF MONTHS LIVED IN YOUR HOME IN 2014, (e) if this person did not qualify as a dependent, (f) if you did not claim this person.

Qualifying parents and grandparents table with columns: (a) FIRST AND LAST NAME, (b) SOCIAL SECURITY NO., (c) RELATIONSHIP, (d) NO. OF MONTHS LIVED IN YOUR HOME IN 2014, (e) if age 65 or over, (f) if died in 2014.

Additions table with rows 12-17: Federal adjusted gross income, Non-Arizona municipal interest, Ordinary income portion of lump-sum distributions, Total federal depreciation, Other additions to income, Subtotal.

Subtractions table with rows 18-36: Total net capital gain or (loss), Total net short-term capital gain or (loss), Total net long-term capital gain or (loss), Net long-term capital gain from assets acquired after December 31, 2011, Multiply line 21 by 20%, Net capital gain derived from investment in qualified small business, Recalculated Arizona depreciation, 2013 Arizona depreciation adjustment, Adjustment for I.R.C. §179 expense, Interest on U.S. obligations, Exclusion for federal, Arizona state or local government pensions, Arizona state lottery winnings, U.S. Social Security or Railroad Retirement Act benefits, Certain wages of American Indians, Pay received for active service, Net operating loss adjustment, Contributions to 529 College Savings Plans, Other Subtractions, Subtract lines 22 through 35 from line 17.

Place any required federal and AZ schedules or other documents after Form 140.

Your Name (as shown on page 1) Your Social Security Number

Table with 3 columns: Line number, Description, and Amount. Rows 37-42 under 'Exemptions'.

Table with 3 columns: Line number, Description, and Amount. Rows 43-51 under 'Balance of Tax'.

Table with 3 columns: Line number, Description, and Amount. Rows 52-58 under 'Total Payments and Refundable Credits'.

Table with 3 columns: Line number, Description, and Amount. Rows 59-62 under 'Tax Due or Overpayment'.

Table with 3 columns: Line number, Description, and Amount. Rows 63-73 under 'Voluntary Gifts'.

Table with 3 columns: Line number, Description, and Amount. Rows 74-77 under 'Penalty'.

Table with 3 columns: Line number, Description, and Amount. Rows 78-79 under 'Refund or Amount Owed'.

Declaration section: 'I have read this return and any documents with it. Under penalties of perjury, I declare that to the best of my knowledge and belief, they are true, correct and complete.' Includes signature lines for taxpayer, spouse, and preparer.

If you are sending a payment with this return, mail to Arizona Department of Revenue, PO Box 52016, Phoenix, AZ, 85072-2016.
If you are expecting a refund or owe no tax, or owe tax but are not sending a payment, mail to Arizona Department of Revenue, PO Box 52138, Phoenix, AZ, 85072-2138.

Your Name (as shown on page 1)

Your Social Security Number

Dependent Information - Continuation Sheet from Page 1 Dependents

Include with your return **only** if listing additional dependents.

Complete this form **only** if you need additional space from page 1 to list your dependents.
If you do not list **all** dependents claimed on page 1 of your income tax return, you may lose the exemptions.

Children and other dependents, continued from page 1.

	(a) FIRST AND LAST NAME (Do not list yourself or spouse.)	(b) SOCIAL SECURITY NO.	(c) RELATIONSHIP	(d) NO. OF MONTHS LIVED IN YOUR HOME IN 2014	(e) ✓ if this person did not qualify as a dependent on your federal return	(f) ✓ if you did not claim this person on your federal return due to educational credits
10d					<input type="checkbox"/>	<input type="checkbox"/>
10e					<input type="checkbox"/>	<input type="checkbox"/>
10f					<input type="checkbox"/>	<input type="checkbox"/>
10g					<input type="checkbox"/>	<input type="checkbox"/>
10h					<input type="checkbox"/>	<input type="checkbox"/>
10i					<input type="checkbox"/>	<input type="checkbox"/>
10j					<input type="checkbox"/>	<input type="checkbox"/>
10k					<input type="checkbox"/>	<input type="checkbox"/>
10l					<input type="checkbox"/>	<input type="checkbox"/>
10m					<input type="checkbox"/>	<input type="checkbox"/>
10n					<input type="checkbox"/>	<input type="checkbox"/>
10o					<input type="checkbox"/>	<input type="checkbox"/>
10p					<input type="checkbox"/>	<input type="checkbox"/>
10q					<input type="checkbox"/>	<input type="checkbox"/>
10r					<input type="checkbox"/>	<input type="checkbox"/>
10s					<input type="checkbox"/>	<input type="checkbox"/>
10t					<input type="checkbox"/>	<input type="checkbox"/>
10u					<input type="checkbox"/>	<input type="checkbox"/>

Qualifying parents and grandparents, continued from page 1.

	(a) FIRST AND LAST NAME (Do not list yourself or spouse.)	(b) SOCIAL SECURITY NO.	(c) RELATIONSHIP	(d) NO. OF MONTHS LIVED IN YOUR HOME IN 2014	(e) ✓ if age 65 or over	(f) ✓ if died in 2014
11c					<input type="checkbox"/>	<input type="checkbox"/>
11d					<input type="checkbox"/>	<input type="checkbox"/>
11e					<input type="checkbox"/>	<input type="checkbox"/>
11f					<input type="checkbox"/>	<input type="checkbox"/>
11g					<input type="checkbox"/>	<input type="checkbox"/>
11h					<input type="checkbox"/>	<input type="checkbox"/>
11i					<input type="checkbox"/>	<input type="checkbox"/>
11j					<input type="checkbox"/>	<input type="checkbox"/>

THIS PAGE INTENTIONALLY LEFT BLANK

2014 Resident Personal Income Tax Return

For information or help, call one of the numbers listed:

Phoenix (602) 255-3381
From area codes 520 and 928, toll-free (800) 352-4090

Tax forms, instructions, and other tax information

If you need tax forms, instructions, and other tax information, go to the department's website at www.azdor.gov.

Income Tax Procedures and Rulings

These instructions may refer to the department's income tax procedures and rulings for more information. To view or print these, go to our website and click on *Legal Research* then click on *Procedures* or *Rulings* and select a tax type from the drop down menu.

Publications and Brochures

To view or print the department's publications and brochures, go to our website and click on *Publications*.

e-file* Leave the Paper Behind - *e-file!

- Quick Refunds
- Accurate
- Proof of Acceptance
- Free **

No more paper, math errors, or mailing delays if you *e-file!*

Get your refund quicker with direct deposit.

e-file today, pay by April 15, 2015, to avoid penalties and interest.

e-file through an authorized IRS/DOR *e-file* provider or by using your personal computer and the Internet.

Visit our website at www.azdor.gov for a listing of approved *e-file* providers and on-line filing sources.

** For free *e-file* requirements, go to our website at www.azdor.gov.

Who Must Use Form 140?

You (and your spouse, if married filing a joint return) may file Form 140 only if you are full year residents of Arizona.

You must use Form 140 rather than Form 140A or Form 140EZ to file for 2014 if any of the following apply to you.

- Your Arizona taxable income is \$50,000 or more, regardless of filing status.
- You are making adjustments to income.
- You itemize deductions.
- You claim tax credits other than the family income tax credit, the credit for increased excise taxes, or the property tax credit.
- You are claiming estimated payments.

Do You Have to File?

Arizona Filing Requirements These rules apply to all Arizona taxpayers.		
You must file if you are:	and your Arizona adjusted gross income is at least:	or your gross income is at least:
● Single	\$ 5,500	\$15,000
● Married filing joint	\$11,000	\$15,000
● Married filing separate	\$ 5,500	\$15,000
● Head of household	\$ 5,500	\$15,000
If you are an Arizona resident, you must report income from all sources. This includes out-of-state income.		
To see if you have to file, figure your gross income the same as you would figure your gross income for federal income tax purposes. Then, you should exclude income Arizona law does not tax.		
Income Arizona law does not tax includes:		
<ul style="list-style-type: none"> ● Interest from U.S. Government obligations ● Social security retirement benefits received under Title II of the Social Security Act ● Benefits received under the Railroad Retirement Act ● Active duty Military pay ● Pay received for active service as a reservist or a National Guard Member 		
You can find your Arizona adjusted gross income on page 2, line 42 of Arizona Form 140.		

NOTE: *Even if you are not required to file, you must still file a return to get a refund of any Arizona income tax withheld.*

Do You Have to File if You Are an American Indian?

You must file if you meet the Arizona filing requirements unless **all** the following apply to you.

- You are an enrolled member of an Indian tribe.
- You live on the reservation established for that tribe.
- You earned **all** of your income on that reservation.

The department has issued a ruling on the Arizona tax treatment of American Indians. This ruling is ITR 96-4.

Do You Have to File if You Are the Spouse of an American Indian and You Are Not an Enrolled Indian?

You must file if you meet the Arizona filing requirements. The department has issued income tax ruling, ITR 96-4, on the tax treatment of spouses of American Indians.

Do You Have to File if You Are in the Military?

You must file if you meet the Arizona filing requirements unless **all** of the following apply to you.

- You are an active duty member of the United States armed forces.
- Your only income for the taxable year is pay received for active duty military service.
- There was no Arizona tax withheld from your active duty military pay.

If Arizona tax was withheld from your active duty military pay, you must file an Arizona income tax return to claim any refund you may be due from that withholding.

You must also file an Arizona income tax return if you have any other income besides pay received for active duty military service.

If you are an Arizona resident and you have to file an Arizona return, you should file using Form 140. If you were an Arizona resident when you entered the service, you remain an Arizona resident, no matter where stationed, until you establish a new domicile. As an Arizona resident, you must report all of your income to Arizona, no matter where stationed. You must include your military pay, but using Form 140, you may subtract all pay received for active duty military service; to the extent it is included in your federal adjusted gross income.

If you are not an Arizona resident, but stationed in Arizona, the following applies to you.


- You are not subject to Arizona income tax on your military pay.
- You must report any other income you earn in Arizona. Use Form 140NR, *Nonresident Personal Income Tax Return*, to report this income.

To find out more, see our brochure, Pub 704, *Taxpayers in the Military*.

Find an Authorized e-file Provider

An authorized e-file provider can take the guesswork out of filing taxes.

To find an authorized e-file provider near you visit www.azdor.gov



If You Included Your Child's Unearned Income on Your Federal Return, Does Your Child Have to File an Arizona Return?

No. In this case, the child should not file an Arizona return. The parent must include that same income in his or her Arizona taxable income.

Residency Status

If you are not sure if you are an Arizona resident for state income tax purposes, we may be able to help. The department has issued a procedure on determining residency status. This procedure is ITP 92-1.

Residents

You are a resident of Arizona if your domicile is in Arizona. Domicile is the place where you have your permanent home. It is where you intend to return if you are living or working temporarily in another state or country. If you leave Arizona for a temporary period, you are still an Arizona resident while gone. A resident is subject to tax on all income no matter where the income is earned.

Part-Year Residents

If you are a part-year resident, you must file Form 140PY, *Part-Year Resident Personal Income Tax Return*.

You are a part-year resident if you did **either** of the following during 2014.

- You moved into Arizona with the intent of becoming a resident.
- You moved out of Arizona with the intent of giving up your Arizona residency.

Nonresidents

If you are a nonresident, you must file Form 140NR, *Nonresident Personal Income Tax Return*.

What if a Taxpayer Died?

If a taxpayer died before filing a return for 2014, the taxpayer's spouse or personal representative may have to file and sign a return for that taxpayer. A personal representative can be an executor, administrator, or anyone who is in charge of the deceased taxpayer's property.

If the deceased taxpayer did not have to file a return but had tax withheld, a return must be filed to get a refund.

The person who files the return should use the form the taxpayer would have used. The person who files the return should print the word "deceased" after the decedent's name in the address section of the form. Also enter the date of death after the decedent's name.

If your spouse died in 2014 and you did not remarry in 2014, or if your spouse died in 2015 before filing a return for 2014, you may file a joint return. If your spouse died in 2014, the joint return should show your spouse's 2014 income before death and your income for all of 2014. If your spouse died in 2015, before filing the 2014 return, the joint return should show all of your income and all of your spouse's income for 2014. Print "Filing as surviving spouse" in the area where you sign the return. If someone else is the personal representative, he or she must also sign the return.

Are Any Other Returns Required?

You may also have to file a fiduciary income tax return (Form 141AZ). For details about filing a fiduciary income tax return, call the department at (602) 255-3381.

Claiming a Refund for a Deceased Taxpayer

If you are claiming a refund for a deceased taxpayer, you **must** complete Arizona Form 131, *Claim for Refund on Behalf of Deceased Taxpayer*. Place the completed Form 131 on top of the **front** of the return.

What are the Filing Dates and Penalties?

When Should You File?

Your 2014 calendar year tax return is due no later than midnight, April 15, 2015. File your return as soon as you can after January 1, but no later than April 15, 2015. If you are a fiscal year filer, your return is due on the 15th day of the fourth month following the close of your fiscal tax year.

What if You Cannot File on Time?

You may request an extension if you know you will not be able to file on time.

NOTE: *An extension does not extend the time to pay your income tax. For details, see the instructions for Arizona Form 204.*

To get a filing extension, you can either:

1. Apply for a state extension (Arizona Form 204). To apply for a state extension, file Form 204 by April 15. See Form 204 for details. You do not have to include a copy of the extension with your return when you file, but make sure that you check box **82F** on page 1 of the return. If you must make a payment, use Arizona Form 204, or visit www.AZTaxes.gov to make an electronic payment.
2. Use your federal extension (federal Form 4868). File your Arizona return by the same due date. You do not have to include a copy of your federal extension with your return, but make sure that you check box **82F** on page 1 of the return.

When Should You File if You Are a Nonresident Alien?

The due date for your Arizona return is not the same as the due date for your federal return. Your Arizona return is due by April 15 even though your federal return is due on June 15. If you want to file your Arizona return after April 15, you must ask for a filing extension. You must file this request by April 15. Arizona will allow up to a 6-month extension. This will allow you to file your return by October 15, 2015. See Form 204 for extension filing details.

If you have a federal 6-month extension, you can file your Arizona return under that extension. If you file using your federal extension, Arizona will also allow you an extra 6 months. Because we will allow only 6 months, the due date for your Arizona return is not the same as the due date for your federal return. In this case, your Arizona return will be due by October 15 even though your federal return will not be due until December 15. If you file your 2014 Arizona calendar year return after October 15, 2015, your return will be late.

If you are a fiscal year filer, your return is due on the 15th day of the fourth month following the close of your fiscal year.

What if You File or Pay Late?

If you file or pay late, we will charge you interest and penalties on the amount you owe. If the U.S. Post Office postmarks your 2014 calendar year return by April 15, 2015, your return will not be late. You may also use certain private delivery services designated by the Internal Revenue Service (IRS) to meet the “timely mailing as timely filed” rule.

Late Filing Penalty

If you file late, we will charge you a late filing penalty. This penalty is 4½% (.045) of the tax required to be shown on the return for each month or fraction of a month the return is late. This penalty cannot exceed 25% (.25) of the tax found to be remaining due.

Late Payment Penalty

If you pay your tax late, we will charge you a late payment penalty. This penalty is ½ of 1% (.005) of the amount shown as tax for each month or fraction of a month for which the failure continues.

We charge this penalty from the original due date of the return until the date you pay the tax. This penalty cannot exceed a total of 10% (.10) of the unpaid tax.

Extension Underpayment Penalty

If you file your return under an extension, you must pay 90% (.90) of the tax shown on your return by the return's original due date. If you do not pay this amount, we will charge you a penalty. This penalty is ½ of 1% (.005) of the tax not paid for each 30 day period or fraction of a 30 day period. We charge this penalty from the original due date of the return until the date you pay the tax. This penalty cannot exceed 25% (.25) of the unpaid tax. If we charge you the extension underpayment penalty, we will not charge you the late payment penalty under Arizona Revised Statutes (A.R.S.) § 42-1125(D).

NOTE: *If you are subject to two or more of the above penalties, the total cannot exceed 25%.*

Interest

We charge interest on any tax not paid by the due date. We will charge you interest even if you have an extension. If you have an extension, we will charge you interest from the original due date until the date you pay the tax. The Arizona interest rate is the same as the federal rate.

When Should You Amend a Return?

If you need to make changes to your return once you have filed, you should file Form 140X, *Individual Amended Income Tax Return*. You should file your amended return after your original return has processed. **Do not** file a new return for the year you are correcting. Generally, you have four years to amend a return to claim a refund.

If you amend your federal return for any year, you must also file an Arizona Form 140X for that year. You must file the Form 140X within 90 days of the final determination of the IRS.

If the IRS makes a change to your federal taxable income for any year, you must report that change to Arizona. You may use one of the following two options to report this change.

Option 1

You may file a Form 140X for that year. If you choose this option, you must amend your Arizona return within 90 days of the final determination of the IRS. Include a complete copy of the federal notice with your Form 140X.

Option 2

You may file a copy of the final federal notice with the department within 90 days of the final determination of the IRS. If you choose this option, you must include a statement in which you must:

1. Request that the department recompute your tax; and
2. Indicate if you agree or disagree with the federal notice.

If you do not agree with the federal notice, you must also include any documents that show why you do not agree.

If you choose option 2, mail the federal notice and any other documents to:

Arizona Department of Revenue
Individual Income Audit
PO Box 29084
Phoenix, AZ 85038-9084

Do You Need to Make Estimated Payments in 2015?

You must make Arizona estimated income tax payments during 2015 if:

Your filing status is:	AND Your Arizona gross income for 2014 was greater than:	AND Your Arizona gross income for 2015 is greater than:
Married Filing Joint	\$150,000	\$150,000
Single	\$75,000	\$75,000
Head of Household	\$75,000	\$75,000
Married Filing Separate	\$75,000	\$75,000

If you met the income threshold for 2014, you must make estimated payments during 2015 unless you are sure you will not meet the threshold for 2015.

As a full year resident, your Arizona gross income is your federal adjusted gross income. This amount is on page 1, line 12 of the 2014 Form 140.

See the worksheet for Arizona Form 140ES to figure how much your payments should be.

For more information about making estimated payments, see the department’s brochure (012), *Arizona Individual Estimated Income Tax Payments*.

What if You Make Your Estimated Payments Late?

We will charge you a penalty if you fail to make any required payments. We will charge you a penalty if you make any of your required payments late. For details, see Arizona Form 221.

Can You Make Estimated Payments Even if You Do Not Have To?

If you do not have to make Arizona estimated income tax payments, you may still choose to make them. For details, see Arizona Form 140ES.

Line-by-Line Instructions

Tips for Preparing Your Return

- Make sure that you write your social security number (SSN) on your return.
- Complete your return using black ink.
- You **must** round dollar amounts to the nearest whole dollar. If 50 cents or more, round up to the next dollar. If less than 50 cents, round down. Do not enter cents.
- When asked to provide your own schedule, include a separate sheet with your name and SSN at the top. Include your own schedules with your return. Include these schedules behind your return and behind your Schedules A, if itemizing.
- You must complete your federal return before you can start your Arizona return.
- Make sure you include your daytime telephone number.
- If filing a fiscal year return, fill in the period covered in the space provided at the top of the form.

DO YOU HAVE A COMPLICATED RETURN?


e-file makes filing a complex return simple!

e-file software offers:

- easy step-by-step instructions
- error detection before filing

Easy form selection
Maximum deductions

For a list of approved software visit www.azdor.gov



Entering Your Name, Address, and SSN

Lines 1, 2, and 3 -

NOTE: Make sure that you write your SSN on the appropriate line.

Print or type your name, address, and SSN in the space provided. If you are filing a joint return, enter your SSNs in the same order as your names. *If your name appears first on the return, make sure your SSN is the first number listed.*

If you are married filing separately, enter your name and SSN on the first line 1. Then enter your spouse’s name and SSN on the second line 1.

If you are a nonresident of the United States or a resident alien who does not have an SSN use the individual taxpayer identification number (ITIN) the IRS issued to you.

Make sure that you enter your SSN on your return. Make sure that all SSNs are clear and correct. You may be subject to a penalty if you fail to include your SSN.

It will take longer to process your return if SSNs are missing, incorrect, or unclear.

NOTE: Make sure your SSN is correct. If you are filing a joint return, also make sure you enter your SSNs in the same order every year.

For a deceased taxpayer, see page 2 of these instructions.

Use your current home address. The department will mail your refund to or correspond with you at that address.

Foreign Addresses

If you have a foreign address, enter the information in the following order: city, province or state, and country. Follow the country’s practice for entering the postal code. Do not abbreviate the country name.

Last Names Used in Last 4 Prior Years

If the last name that you or your spouse are using on this return is not the same as the last name you or your spouse used on returns filed for the last 4 years, enter any other last name(s) that you or your spouse used when filing your return during the last 4 years.

ID Numbers for Paid Preparers

If you pay someone else to prepare your return, that person must also include an ID number where requested.

A paid preparer may use any of the following.

- his or her PTIN
- his or her SSN
- the EIN for the business

A paid preparer who fails to include the proper number may also be subject to a penalty.

Determining Your Filing Status

The filing status that you use on your Arizona return may be different from that used on your federal return.

Use this section to determine your filing status. Check the correct box (4 through 7) on the front of Form 140.

Box 4 - Married Filing Joint Return

If you are married and filing a joint return, check box 4.

You may file a joint return if you were married as of December 31, 2014. It does not matter whether or not you were living with your spouse. You may file a joint return, even if you and your spouse filed separate federal returns.

You may file a joint return if your spouse died during 2014 and you did not remarry in 2014. See page 2 of these instructions for details.

The Arizona Form 140 is for full year residents only. You may not file a joint Arizona income tax return on Form 140 if any of the following apply.

1. Your spouse is a nonresident alien (citizen of and living in another country).
2. Your spouse is a resident of another state.
3. Your spouse is a part-year Arizona resident.

If filing a joint return with your nonresident spouse, you must file a joint return using Form 140NR. See Form 140NR instructions.

If filing a joint return with your part-year resident spouse, you must file a joint return using Form 140PY. See Form 140PY instructions.

NOTE: *The department has issued a ruling on filing a joint tax return with your part-year resident or nonresident spouse. This ruling is ITR 14-1.*

Box 5 - Head of Household Return

If you are filing as a head of household, check box 5. You may file as head of household on your Arizona return, only if one of the following applies.

- You qualify to file as head of household on your federal return.
- You qualify to file as a qualifying widow or widower on your federal return.

Box 6 - Married Filing Separate Return

If you are filing a separate return, check box 6 and enter your spouse's name and SSN on the second line 1.

If you were married as of December 31, 2014, you may choose to file a separate return. You may file a separate return, even if you and your spouse filed a joint federal return.

Arizona is a community property state. If you file a separate return, you must figure how much income to report using community property laws. Under these laws, a separate

return must reflect one-half of the community income from all sources plus any separate income.

When you file separate returns, you must account for community deductions and credits on the same basis as community income. Both you and your spouse must either itemize or not itemize. If one of you itemizes, you both must itemize. If one of you takes a standard deduction, you both must take a standard deduction. One of you may not claim a standard deduction while the other itemizes.

If you and your spouse support a dependent child from community income, either you or your spouse may claim the dependent. Both of you cannot claim the same dependent on both returns.

The department has issued tax rulings on filing a separate return. These rulings are ITR 93-18 and ITR 93-19.

NOTE: *In some cases you may treat community income as separate income. The department has issued a ruling, ITR 93-22, on when you may treat community income as separate income.*

If one spouse is a resident and the other spouse is not, other special rules may apply when filing a separate return. The department has issued a ruling on how to report income in this case. This ruling is ITR 93-20.

Box 7 - Single Return

If you are filing as single, check box 7.

Use this filing status if you were single on December 31, 2014. You are single if any of the following apply to you.

- You have never been married.
- You are legally separated under a decree of divorce or of separate maintenance.
- You were widowed before January 1, 2014, and you did not remarry in 2014, and you do not qualify to file as a qualifying widow or widower with dependent children on your federal return.

NOTE: *If you got divorced during the year, see our income tax ruling, ITR 14-2; and Publication 200 for help completing your return.*

Exemptions

Write the number of exemptions you are claiming in boxes 8, 9, 10, and 11. **Do not put a check mark.** You may lose the exemption if you put a checkmark in these boxes.

Box 8 - Age 65 or Over

Write "1" in box 8 if you or your spouse were 65 or older in 2014. Write "2" in box 8 if both you and your spouse were 65 or older in 2014.

Box 9 - Blind

Write "1" in box 9 if you or your spouse is totally or partially blind. Write "2" in box 9 if both you and your spouse are totally or partially blind.

If you or your spouse were partially blind as of December 31, 2014, you must get a statement certified by your eye doctor or registered optometrist that:

1. You cannot see better than 20/200 in your better eye with glasses or contact lenses; or
2. Your field of vision is 20 degrees or less.

If your eye condition is not likely to improve beyond the conditions listed above, you can get a statement certified by your eye doctor or registered optometrist to that effect instead. You must keep the statement for your records.

Box 10 - Dependents

NOTE: *If a person who qualifies as your dependent is also a qualifying parent or grandparent, you may claim that person as a dependent in box 10, or you may claim that person as a qualifying parent or grandparent in box 11. You may not claim that same person in both box 10 and box 11.*

You must complete the Dependent Section on page 1 (and page 3, if required) of your return before you can total your dependent exemptions.

You may claim only the following as a dependent.

- A person that qualifies as your dependent on your federal return.

NOTE: *If you do not claim a dependent exemption for a student on your federal return in order to allow the student to claim a federal education credit on the student's federal return, you may still claim the exemption on your Arizona return. For more information, see Arizona Individual Income Tax Ruling ITR 05-2.*

- A person who is age 65 or over (related to you or not) that does not qualify as your dependent on your federal return, but one of the following applies.
 1. In 2014, you paid more than one-fourth of the cost of keeping this person in an Arizona nursing care institution, an Arizona residential care institution, or an Arizona assisted living facility. Your cost must be more than \$800.
 2. In 2014, you paid more than \$800 for either Arizona home health care or other medical costs for the person.
- A stillborn child if the following apply.
 1. The stillbirth occurred during 2014.
 2. You received a certificate of birth resulting in stillbirth from the Arizona Department of Health Services.
 3. The child would have otherwise been a member of your household.

Box 11 - Qualifying Parents and Grandparents

NOTE: *If a person who is a qualifying parent or grandparent also qualifies as your dependent, you may claim that person as a dependent in box 10, or you may claim that person as a qualifying parent or grandparent in box 11. You may not claim the same person as a dependent and a qualifying parent or grandparent.*

You must complete the Dependent Section on page 1, before you can total your exemptions for qualifying parents and grandparents.

A qualifying parent or grandparent may be any one of the following.

- Your parent, grandparent or great grandparent, etc.
- If married filing a joint return, your spouse's parent, grandparent, or great grandparent, etc.

You may claim this exemption if **all** of the following apply.

1. The parent or grandparent was 65 years old or older during 2014.

2. The parent or grandparent lived in your principal residence for the entire taxable year.

If your parent or grandparent died during the taxable year, this requirement will still be met if he or she lived with you for the entire part of the year in which he or she was alive. Temporary absences by the parent or grandparent for special circumstances, such as a hospital stay or care in a hospice facility, count as time lived in the taxpayer's principle residence.

3. You paid more than one-half of the support and maintenance costs of the parent or grandparent during the taxable year.

To help you determine if you paid more than one-half of your parent or grandparent's support during the taxable year, it is recommended that you review the department's income tax procedure, ITP 14-1, and complete the worksheet. Keep the worksheet for your records.

4. The parent or grandparent required assistance with activities of daily living.

The term "activities of daily living" means two or more of the listed categories activities of daily living. Activities of daily living include both basic activities of daily living and instrumental activities of daily living. The categories of activities of daily living are dressing, eating, ambulating, toileting, medicating and hygiene, shopping, housekeeping, managing personal finances, basic communication, food-preparation and transportation.

For more information regarding what the term "activities of daily living" means when determining an Arizona resident taxpayer's eligibility for this exemption, see the income tax ruling, ITR 14-3.

To help you determine if your parent or grandparent required assistance with activities of daily living, it is recommended that you review the department's income tax procedure, ITP 14-2, and complete the check-list. Keep the check-list for your records.

Completing the Dependent Section

If you need additional lines to list all of your dependents, including qualifying parents and grandparents, complete page 3, *Dependent Information – Continuation Sheet*, and include this page with your return. Be sure to check the box indicating you are completing page 3.

Do **not** include page 3 with your return if you do not use it.

Dependent information: children and other dependents

Enter the following.

- a) The dependent's name. If you are claiming an exemption for a stillborn child and the child was not named, enter "stillborn child" in place of a name.
- b) The dependent's SSN. If you are claiming an exemption for a stillborn child enter the certificate number from the certificate of birth resulting in stillbirth.
- c) The dependent's relationship to you.
- d) The number of months the dependent lived in your home during 2014. If you are claiming an exemption for

a stillborn child, enter the date of birth resulting in the stillbirth.

- e) Check the box if this person did not qualify as a dependent on your federal return.
- f) Check the box if you did not claim this person (student) as an dependent on your federal return in order to allow that student to claim a federal education credit on the student's federal return..

You may lose the exemption if you do not furnish this information.

Enter the total **number** of dependents listed in Box 10.

Qualifying parents and grandparents

Enter the following.

- a) The name of the qualifying parent or grandparent.
- b) The SSN of the qualifying parent or grandparent.
- c) The qualifying parent's or grandparent's relationship to you, or your spouse if filing a joint return.
- d) The number of months the qualifying parent or grandparent lived in your home during 2014.
- e) Check the box if this person is age 65 or older.
- f) Check the box if this person died in 2014.

You may lose the exemption if you do not furnish this information.

Enter the total number of qualifying parents and/or grandparents listed in Box 11.

Totaling Your Income

Line 12 - Federal Adjusted Gross Income

You must complete your federal return before you enter an amount on line 12. You must complete a 2014 federal return to determine your federal adjusted gross income, even if you are not filing a federal return.

Arizona uses federal adjusted gross income as a starting point to determine Arizona taxable income. Your federal adjusted gross income is your Arizona gross income.

NOTE: *Be sure to use your federal adjusted gross income and not your federal taxable income.*

If the amount on line 12 is more than \$75,000 (\$150,000 if filing a joint return), you may need to make estimated payments. See "Do You Need to Make Estimated Payments in 2015?" instructions on page 4.

Additions to Income

Line 13 - Non-Arizona Municipal Interest

Enter the amount of interest income from non-Arizona municipal bonds that you did not include as income on your federal return.

You may exclude any expenses incurred to purchase or carry the obligation. Reduce the interest income by the amount of those expenses that you could not deduct on your federal return.

If you received tax exempt interest from municipal bonds, include a schedule listing the payors and the amount received from each payor. You may also want to include supporting documents for amounts received from Arizona municipal bonds that are exempt from Arizona income tax. These may be items such as bank statements, brokerage statements, etc.

Line 14 - Ordinary Income Portion of Lump-Sum Distributions Excluded on Your Federal Return

Use line 14 if you use federal averaging for lump-sum distributions from your pension or profit-sharing plan.

Arizona law does not provide for averaging. Enter the amount of the distribution that you treated as ordinary income on your federal return. If you choose to treat the capital gain portion of the distribution as ordinary income, you must also include that amount.

For more information, see the department's Income Tax Ruling ITR 93-5.

Line 15 - Total Federal Depreciation

Enter the total amount of depreciation deducted on the federal return. If you make an entry here, you should also take a subtraction on line 24. To figure how much you should subtract, see the instructions for line 24.

NOTE: *You may take a subtraction, on line 25, for Arizona bonus depreciation on assets placed in service during 2013. For more information, see the department's income tax procedure, ITP 14-3.*

Line 16 - Other Additions to Income

Use line 16 if any of the special circumstances below apply. Include your own schedule with your return explaining any amounts entered here.

You may either add or subtract items A through C below on line 16 or 35, respectively, depending on your situation.

A. Married Persons Filing Separate Returns

If you file a separate Arizona return, you must report the following income on that return.

- One-half of the community income from all sources.
- All of your separate income.

If you and your spouse file a joint federal return but separate Arizona returns, you must make sure that each separate return reflects the correct income. If you begin your Arizona return with only the income that you earned during the year, you will have to adjust this income.

If you file separate federal returns, each of your federal returns should already reflect the correct income. Since your separate Arizona returns will begin with the federal adjusted gross income, you will not have to adjust your income.

If you have to adjust your income, include a schedule showing how you figured your adjustment. For more information, see the department's publication, Pub. 200.

B. Partnership Income

Use this adjustment if your Arizona Form 165, Schedule K-1, shows a difference between federal and state distributable income.

If the difference reported on your Arizona Form 165, Schedule K-1, is a positive number, enter that difference as an addition. Enter the addition on line 16.

If the difference reported on your Arizona Form 165, Schedule K-1, is a negative number, enter that difference as a subtraction. Enter the subtraction on line 35.

C. Fiduciary Adjustment

A fiduciary uses Form 141AZ, Schedule K-1, to report to you your share of the fiduciary adjustment from the trust or estate.

Line 3 of Form 141AZ, Schedule K-1, shows your share of the fiduciary adjustment from the estate or trust. If the amount reported on line 3 of your Arizona Form 141AZ, Schedule K-1, is a positive number, enter that amount as an addition. Enter the addition on line 16.

If the amount reported on line 3 of your Arizona Form 141AZ, Schedule K-1, is a negative number, enter that amount as a subtraction. Enter the subtraction on line 35.

D. Items Previously Deducted for Arizona Purposes

Arizona statutes prohibit a taxpayer from deducting items more than once. If your Arizona taxable income includes items previously deducted for Arizona purposes, you must add such amounts to your Arizona gross income.

E. Claim of Right Adjustment for Amounts Repaid in 2014

You must make an entry here if **all** of the following apply.

1. During 2014, you were required to repay amounts held under a claim of right.
2. The amount required to be repaid during 2014 was more than \$3,000.
3. You took a deduction for the amount repaid on your 2014 federal income tax return.

If the above apply, enter the amount deducted on your federal income tax return here. For more information on the Arizona claim of right provisions, see the department's Individual Income Tax Procedure *ITP 95-1*.

F. Claim of Right Adjustment for Amounts Repaid in Prior Taxable Years

You must make an entry here if **all** of the following apply.

1. During a year prior to 2014 you were required to repay amounts held under a claim of right.
2. You computed your tax for that prior year under Arizona's claim of right provisions.
3. A net operating loss or capital loss was established due to the repayment made in the prior year.
4. You are entitled to take that net operating loss or capital loss carryover into account when computing your 2014 Arizona taxable income.
5. The amount of the loss carryover included in your federal income is more than the amount allowed to be taken into account for Arizona purposes.

Enter the amount by which the loss carryover included in your federal adjusted gross income is more than the amount allowed for the taxable year under Arizona law.

G. Addition to S Corporation Income Due to Credits Claimed

Shareholders of an S corporation who claim a credit passed through from an S corporation must make an addition to income for the amount of expenses disallowed by reason of claiming the credit.

An S corporation that passes the following credits through to its shareholders must notify each shareholder of his or her pro rata share of the adjustment. You must enter an amount on this line when claiming any of the following Arizona credits.

- Agricultural water conservation system credit (Form 312)
- Environmental technology facility credit (Form 305)
- Pollution control credit (Form 315)
- Credit for solar hot water heater plumbing stub outs and electric vehicle recharge outlets (Form 319)
- Credit for employment of TANF recipients (Form 320)
- Agricultural pollution control equipment credit (Form 325)
- Motion picture credits (Form 334)

H. Solar Hot Water Heater Plumbing Stub Outs and Electric Vehicle Recharge Outlet Expenses

If you claim a credit for installing solar hot water heater plumbing stub outs or electric vehicle recharge outlets in a dwelling you constructed on Form 319, you cannot deduct any expenses for which you claim the credit. If you take this credit, enter the amount of such expenses that you deducted on your federal return.

I. Wage Expense for Employers of TANF Recipients

If you claim a credit for employing TANF recipients on Form 320, you cannot deduct any wage expense for which you claim the credit. If you take this credit, enter the amount of such expenses that you deducted on your federal return.

J. Motion Picture Expenses

If you claim a motion picture credit on Form 334, you cannot deduct any expenses deducted on your federal return related to the production or related to a transferred credit. Enter the amount of any such expenses that were deducted in computing federal adjusted gross income for which you claimed a credit.

K. Adjusted Basis in Property for Which You Have Claimed a Credit for Investment in Qualified Small Businesses

If you claim a credit for an investment in a qualified small business on Form 338, you must adjust your basis in the investment by the amount of the credit claimed. You must report this difference in basis on the Arizona return that you file for the taxable year in which you sell or otherwise dispose of the investment. If you sold or otherwise disposed of the investment during the 2014 taxable year, on line 16, enter the amount by which the adjusted basis computed under the IRC with respect to that property exceeds the adjusted basis of the property computed under A.R.S. § 43-1074.02.

L. Nonqualified Withdrawals From 529 College Savings Plans

You must make an addition to income if both of the following apply to you.

1. You received a nonqualified withdrawal from a 529 college savings plan.
2. You did not include the amount of the withdrawal in your federal adjusted gross income.

The amount that you must add is the amount withdrawn, but no more than the difference between the amount of contributions subtracted in prior years and the amount added in any prior years.

A nonqualified withdrawal is a withdrawal other than any of the following:

1. A qualified withdrawal. A qualified withdrawal is a withdrawal from an account to pay the qualified higher

education expenses of the designated beneficiary of the account.

2. A withdrawal made as the result of the death or disability of the designated beneficiary of an account.
3. A withdrawal that is made on the account of a scholarship, or the allowance or payment described in IRC § 135(d)(1)(B) or (C), and that is received by the designated beneficiary, but only to the extent of the amount of this scholarship, allowance or payment.
4. A rollover or change of designated beneficiary.

M. Original Issue Discount (OID) on Reacquisition of Debt Instrument

For federal purposes, when a taxpayer made the special election to defer discharge of indebtedness (DOI) income under IRC § 108(i) (for 2009 or 2010), the taxpayer was not allowed to take a deduction with respect to the portion of any OID that accrued with respect to that DOI income, during the income deferral period. In this case, the taxpayer had to deduct the aggregate amount of the OID deductions disallowed ratably over a 5 year period, beginning with the period in which the income was includible in federal adjusted gross income.

Arizona did not adopt the federal provisions requiring a taxpayer to defer the OID deduction in cases where the taxpayer federally deferred the DOI income. For Arizona purposes, you had to report the DOI income from a debt reacquisition in the year in which you reacquired the debt, and you were allowed to subtract any OID related to that DOI income in the year the OID accrued. If your federal adjusted gross income includes a deduction for any accrued OID that you have already subtracted for Arizona purposes, you must make an addition to Arizona income for the amount of deferred OID deducted on your federal return. Generally, this addition will not apply until taxable year 2014 through 2018.

On line 16, enter the amount of any previously deferred OID that you deducted in computing your 2014 federal adjusted gross income, to the extent that the amount was previously subtracted from Arizona gross income.

N. Qualified Health Insurance Plans

If you claimed a credit on Form 347, you may not deduct any expenses for which you claim the credit. If you take this credit, enter the amount of such expenses that you deducted on your federal return.

O. Arizona Long-Term Health Care Savings Accounts (AZLTHSA) Withdrawals

You must add amounts withdrawn from your AZLTHSA if you withdrew money for purposes other than paying for qualified long-term health care expenses.

P. Sole Proprietorship Loss of an Arizona Nonprofit Medical Marijuana Dispensary included in Federal Adjusted Gross Income

If you are registered as an Arizona sole proprietorship with the Arizona Department of Health Services to operate in this state as a nonprofit medical marijuana dispensary, you are required to add the amount of the loss from the dispensary that is included in the computation of your federal adjusted gross income.

Include the amount of the loss on line 16.

NOTE: *If the Arizona nonprofit medical marijuana dispensary is registered with the Arizona Department of Health Services as anything other than a sole proprietorship, this addition does not apply.*

Q. Other Adjustments

Other special adjustments may be necessary. You may need to make an addition for depreciation or amortization. You may also need to make an addition if you claimed certain tax credits. Call one of the numbers listed on the back cover if any of the following apply.

- You sold or disposed of property that was held for the production of income and your basis was computed under the Arizona Income Tax Act of 1954, as amended (1978 prior), except depreciable property.
- You claimed the environmental technology facility credit.
- You claimed the pollution control credit.
- You claimed the recycling equipment credit.
- You claimed the agricultural pollution control equipment credit.
- You elected to amortize the cost of a child care facility under Arizona law in effect before 1990. You are still deducting amortization or depreciation for that facility on your federal income tax return.

Line 17 - Subtotal

Add lines 12 through 16 and enter the total.

Subtractions from Income

You may only subtract those items for which statutory authority exists. You cannot take a subtraction without such authority. If you have any questions concerning subtractions from income, call one of the numbers listed on page 1 of these instructions.

You may not subtract any amount that is allocable to income excluded from your Arizona taxable income.

Lines 18 through 22 - Net Long-Term Capital Gain Subtraction from Income for Assets Acquired After December 31, 2011.

NOTE: *If you enter an amount on line 18, you must complete lines 19 and 20. If you are taking a subtraction for any net long-term capital gain from assets acquired after December 31, 2011, you must also complete lines 20 and 21. If you do not complete lines 18 through 21, you cannot take the subtraction.*

You may subtract a percentage of any net long-term capital gain included in your federal adjusted gross income that is derived from an investment in an asset acquired after December 31, 2011. For 2014, the percentage is 20% (.20).

Use the worksheet on page 25 of these instructions, *Worksheet for Net Long-Term Capital Gain Subtraction for Assets Acquired after December 31, 2011*, to determine the allowable subtraction. Keep the worksheet for your records.

Line 18 – Total Net Capital Gain or (Loss)

If you reported a net capital gain or (loss) on your federal income tax return, enter the total net capital gain or (loss) included on line 12.

Line 19 - Total Net Short-Term Capital Gain or (Loss)

Enter the total amount of net short-term capital gain or (loss) included in your federal adjusted gross income and included on line 12.

NOTE: *If you are not required to report dividend distributions and/or short-term capital gains from mutual funds on federal Form Schedule D, do not include the short-term capital gain distributed by the mutual fund on line 19.*

Line 20 - Total Net Long-Term Capital Gain or (Loss)

Enter the amount from the worksheet, line 14, column (b).

Line 21 - Net Long-Term Capital Gain From Assets Acquired After December 31, 2011

Enter the amount from the worksheet, line 14, column (d).

Line 22 - Net Long-Term Capital Gain Subtraction From Income

Multiply the amount on line 21 by 20% (.20) and enter the result.

Line 23 - Net Capital Gain from Investment in a Qualified Small Business

Beginning in 2014, you may subtract the amount of any net capital gain included in federal adjusted gross income for the taxable year derived from investment in a qualified small business as determined by the Arizona Commerce Authority pursuant to A.R.S. § 41-1518.

On line 23, enter the amount of the allowable subtraction.

Caution: *If the amount entered on line 23 includes any long-term capital gain from an investment made after December 31, 2011, you cannot include that portion of the net capital gain in your computation of the allowable subtraction for any net long-term capital gain from assets acquired after December 31, 2011 and included in federal adjusted gross income.*

For more information, see the instructions on page 26 for the amount to enter on line 13 of the net long-term capital gain worksheet.

Line 24 - Recalculated Arizona Depreciation

For assets placed in service in taxable years beginning before December 31, 2012, enter the total amount of depreciation allowable pursuant to IRC § 167(a) for the taxable year calculated as if you had elected not to claim bonus depreciation for eligible properties for federal purposes.

For assets placed in service during taxable years beginning from and after December 31, 2012 through December 31, 2013, the amount of the subtraction for these assets depends on the method used to compute the depreciation for these assets.

NOTE: *For more information, see the department's individual income tax procedure, ITP 14-3.*

For assets placed in service in taxable years beginning from and after December 31, 2013, enter the total amount of depreciation allowable pursuant to IRC § 167(a) for the taxable year calculated as if the bonus depreciation is 10% of the amount of federal bonus depreciation pursuant to IRC § 168(k).

Add all amounts together and enter the total on line 24.

Line 25 – 2013 Arizona Depreciation Adjustment for Assets Placed in Service in Taxable Year 2013

For an asset placed in service during taxable year 2013, Arizona law allows a taxpayer that claimed bonus depreciation for the asset on the federal income tax return, to make an election to claim Arizona bonus depreciation for that asset on the 2014 Arizona income tax return.

This election is made by taking a subtraction, on the 2014 Arizona income tax return, for Arizona bonus depreciation for the asset placed in service during tax year 2013.

The Arizona bonus depreciation is 10% of the amount of bonus depreciation claimed on the federal income tax return.

On line 25, enter the amount of allowable Arizona depreciation adjustment for an asset placed in service during the 2013 taxable year.

NOTE: *For more information and examples of how to calculate Arizona bonus depreciation, see the department's Income Tax Procedure, ITP 14-3.*

Line 26 - Adjustment for IRC § 179 Expense not Allowed in Prior Years

If you made an addition for IRC § 179 expense on your 2010, 2011, and/or 2012 return, enter 20% of the amount added for 2010, 2011, and/or 2012.

Line 27 - Interest on U.S. Obligations

Enter the amount of interest income from U.S. Government obligations included as income on your federal return. U.S. Government obligations include obligations such as savings bonds and treasury bills. You cannot deduct any interest or other related expenses incurred to purchase or carry the obligations. If such expenses are included in your Arizona gross income, you must reduce the subtraction by such expenses. If you are itemizing deductions on your Arizona return, you must exclude such expenses from the amount deducted.

NOTE: *Do not subtract interest earned on FNMA or GNMA bonds since this interest is taxable by Arizona. For details, see the department's Income Tax Ruling, ITR 06-1.*

Do not subtract any amount received from a qualified pension plan that invests in U.S. Government obligations. Do not subtract any amount received from an IRA that invests in U.S. Government obligations. These amounts are not interest income. For details, see the department's Income Tax Rulings ITR 96-2 and ITR 96-3.

Line 28 - Exclusion for U.S. Government, Arizona State or Local Government Pensions

If you receive pension income from any of the sources listed below, subtract the amount you received or \$2,500, whichever is less. Include only the amount you reported as income on your federal return. If both you and your spouse receive such pension income, each spouse may subtract the amount received or \$2,500, whichever is less.

Public pensions from the following sources qualify for this subtraction.

- The United States Government Service Retirement and Disability Fund
- The United States Foreign Service Retirement and Disability System

- Retired or retainer pay of the uniformed services of the United States
- Any other retirement system or plan established by federal law

NOTE: *This applies only to those retirement plans authorized and enacted into the U.S. Code. This does not apply to a retirement plan that is only regulated by federal law (i.e., plans which must meet certain federal criteria to be qualified plans).*

- The Arizona State Retirement System
- The Arizona State Retirement Plan
- The Corrections Officer Retirement Plan
- The Public Safety Personnel Retirement System
- The Elected Officials' Retirement Plan
- A retirement plan established for employees of a county, city, or town in Arizona
- An optional retirement program established by the Arizona Board of Regents under Arizona Revised Statutes
- An optional retirement program established by an Arizona community college district

NOTE: *Public retirement pensions from states other than Arizona do not qualify for this subtraction.*

Line 29 - Arizona Lottery Winnings

You may subtract up to \$5,000 of winnings received in 2014 for Arizona lottery prizes.

If you subtract Arizona lottery winnings here, you may have to adjust the amount of gambling losses claimed as an itemized deduction. See instructions for Form 140; Schedule A, *Itemized Deduction Adjustments*.

Line 30 - U.S. Social Security Benefits or Railroad Retirement Benefits

Arizona does not tax social security benefits received under Title II of the Social Security Act. Arizona does not tax railroad retirement benefits received from the Railroad Retirement Board under the Railroad Retirement Act. If you included such social security or railroad retirement benefits as income on your federal return, use line 30 to subtract this income.

NOTE: *Enter only the taxable amount (the amount that was subject to federal income tax). Do not include any amount that was not subject to federal income tax.*

See the department's Income Tax Ruling, ITR 96-1, for more information about railroad retirement benefits.

Line 31 - Certain Wages of American Indians

Enrolled members of American Indian tribes may subtract wages earned while living and working on their tribe's reservation. The federal government must recognize these tribes. For more information, see the department's Income Tax Ruling, ITR 96-4.

Line 32 - Pay Received for Active Service as a Member of the Reserves, National Guard or the U.S. Armed Forces

Members of the U.S. armed forces may subtract pay received for active duty military service. On line 32, enter the amount of that income included in your federal adjusted gross income.

Members of the reserves or the National Guard may subtract pay received for active service as a reservist or as a National

Guard member. This includes pay received for weekend or two-week training periods. On line 32 enter the amount of that income included in your federal adjusted gross income.

Military Technician (dual status)

You may **not** subtract any income you received for full-time civil service employment as a "military technician (dual status)". Compensation received by a "military technician (dual status)" for federal civil service employment for the National Guard or for the United States Reserves, is not income received for active service as a National Guard member for a Reserve member even though the employee may be required to wear a military uniform while at work.

For more information, see the department's Income Tax Ruling ITR 12-2.

NOTE: *You may not subtract pay received for active duty service as a member of the U.S. Public Health Service or NOAA. For more information, see the department's Income Tax Ruling ITR 10-1.*

Line 33 - Net Operating Loss Adjustment

Arizona did not adopt the special federal net operating loss rules for losses incurred during 2008 or 2009. For Arizona purposes, you must deduct a net operating loss as if the loss was computed under IRC § 172 in effect prior to the enactment of those special rules. If you made an election to deduct your 2008 or 2009 federal net operating loss under IRC § 172(b)(1)(H), you may have to enter an amount here. Figure how much of the net operating loss carry forward would have been allowed as a deduction on your 2014 federal income tax return, if the election described in IRC § 172(b)(1)(H) had not been made in the year of the loss. On line 33, enter the amount that exceeds the actual net operating loss carry forward that was deducted in arriving at federal adjusted gross income.

NOTE: *This subtraction applies to only those individuals who made an election under the special federal net operating loss rules for 2008 and 2009. Under the special rules for 2008 and 2009, you could have elected to carry the net operating loss back for 3, 4 or 5 years, instead of the normal 2 years. This election would have been allowed under IRC § 172(b)(1)(H) as amended by the American Recovery and Reinvestment Act of 2009 or the Worker, Homeownership, and Business Assistance Act of 2009.*

Line 34 - Contributions to 529 College Savings Plans

You may subtract amounts you contribute to 529 college savings plans during the taxable year. You may subtract the amount you contributed during the year up to a total of \$2,000 (\$4,000 for a married couple filing a joint return). If you are married filing separate returns, either you or your spouse may take the subtraction, or you may divide it between you, but the total subtraction taken by both of you cannot be more than \$4,000.

If you contribute more than \$2,000 (\$4,000 if married) during the year, your total subtraction is still limited to \$2,000 (\$4,000 if married). For example, Jorge and Kate are married and have two children. During 2014, Jorge and Kate contributed \$2,500 to a 529 plan for Child 1 and \$2,500 to a 529 plan for Child 2. Even though Jorge and Kate contributed a total of \$5,000 during 2014, they may subtract only \$4,000 on their 2014 return.

You may take a subtraction for a contribution that you made during 2014 to a plan that existed before 2014. You may take a subtraction for a contribution that you made during 2014 to a plan established in another state. You may take a subtraction for a contribution that you made in 2014 to any 529 college savings plan. This could be a plan established for a child, grandchild, niece, nephew, or any other person for whom a plan has been established.

You cannot take a subtraction for an amount transferred from one college savings plan to a different college savings plan (a rollover).

Line 35 - Other Subtractions From Income

Use line 35 if any of the following special circumstances apply. Include your own schedule with your return explaining any amounts entered here. Include your schedule with the return.

A. Fiduciary Adjustment

A fiduciary uses Form 141AZ, Schedule K-1 to report to you your share of the fiduciary adjustment from the trust or estate.

Line 3 of Form 141AZ, Schedule K-1 shows your share of the fiduciary adjustment from the estate or trust. If the amount reported on line 3 of your Arizona Form 141AZ, Schedule K-1, is a negative number, enter that amount as a subtraction. Enter the subtraction on line 35.

If the amount reported on line 3 of your Arizona Form 141AZ, Schedule K-1, is a positive number, enter that amount as an addition. Enter the addition on line 16.

B. Partnership Income

Use this adjustment if your Arizona Form 165, Schedule K-1, shows a difference between federal and state distributable income.

If the difference reported on your Arizona Form 165, Schedule K-1, is a negative number, enter that difference as a subtraction. Enter the subtraction on line 35.

If the difference reported on your Arizona Form 165, Schedule K-1, is a positive number, enter that difference as an addition. Enter the addition on line 16.

C. Federally Taxable Arizona Municipal Interest as Evidenced by Bonds

Enter the amount of any interest income received on obligations of the State of Arizona, or any political subdivisions of Arizona, as evidenced by bonds, and is included in your Arizona gross income. Do not enter any Arizona municipal interest that is exempt from federal taxation and not included in your federal adjusted gross income.

D. Adoption Expenses

You may take this subtraction only in the year the final adoption order is granted. Enter the lesser of the total of the following adoption expenses or \$3,000. When figuring your subtraction, you may include expenses incurred in prior years.

The following expenses are qualified adoption expenses.

1. Unreimbursed medical and hospital costs
2. Adoption counseling
3. Legal and agency fees
4. Other nonrecurring costs of adoption

If filing separately, you may take the entire subtraction, or you may divide the subtraction with your spouse. However, the total subtraction taken by both you and your spouse cannot exceed \$3,000.

E. Qualified Wood Stove, Wood Fireplace, or Gas Fired Fireplace

Arizona law provides a subtraction for converting an existing fireplace to one of the following.

- a qualified wood stove
- a qualified wood fireplace
- a gas fired fireplace and non-optional equipment directly related to its operation.

You may subtract up to \$500 of the costs incurred for converting an existing fireplace on your property located in Arizona. When you figure your subtraction, do not include taxes, interest, or other finance charges.

A qualified wood stove or a qualified wood fireplace is a residential wood heater that was manufactured on or after July 1, 1990, or sold at retail on or after July 1, 1992. The residential wood heater must also meet the U.S. Environmental Protection Agency's July 1990 particulate emissions standards.

A qualified gas fired fireplace is any device that burns natural or liquefied petroleum gas as its fuel through a burner system that is permanently installed in the fireplace. The conversion of an existing wood burning fireplace to noncombustible gas logs that are permanently installed in the fireplace also qualifies as a gas fired fireplace.

F. Claim of Right Adjustment for Amounts Repaid in Prior Taxable Years

You must make an entry here if **all** of the following apply.

1. During a year prior to 2014 you were required to repay amounts held under a claim of right.
2. You computed your tax for that prior year under Arizona's claim of right provisions.
3. A net operating loss or capital loss was established due to the repayment made in the prior year.
4. You are entitled to take that net operating loss or capital loss carryover into account when computing your 2014 Arizona taxable income.
5. The amount of the loss carryover allowed to be taken into account for Arizona purposes is more than the amount included in your federal income.

Enter the amount by which the loss carryover allowed for the taxable year under Arizona law is more than the amount included in your federal adjusted gross income.

G. Certain Expenses Not Allowed for Federal Purposes

You may subtract some expenses that you cannot deduct on your federal return when you claim certain federal tax credits. These federal tax credits include the following.

- The federal work opportunity credit
- The empowerment zone employment credit
- The credit for employer-paid social security taxes on employee cash tips
- The Indian employment credit

If you received any of the above federal tax credits for 2014, enter the portion of wages or salaries you paid or incurred during the taxable year equal to the amount of those federal tax credits you received.

H. Qualified State Tuition Program Distributions

If you are a beneficiary of a qualified state tuition program, you may subtract some of the amount distributed from the program for qualified education expenses. Enter the amount of the distribution that you had to include in your federal

adjusted gross income. A qualified state tuition program is a program that meets the requirements of IRC § 529.

I. Subtraction for World War II Victims

You may subtract distributions made to you for your persecution or the persecution of your ancestors by Nazi Germany or any other Axis regime for racial, religious or political reasons. If you are the first recipient of such distributions, enter the amount of the distributions that you had to include in your federal adjusted gross income.

You may also subtract items of income that are attributable to, derived from, or related to assets that were stolen or hidden from or lost to you if you were persecuted by Nazi Germany or any other Axis regime for racial, religious, or political reasons before, during or immediately after World War II. If you are the first recipient of such income, enter the amount of income that you had to include in your federal adjusted gross income.

J. Installment Sale Income From Another State Taxed by the Other State in a Prior Taxable Year

You may subtract income from an installment sale if **both** of the following apply.

1. The income from the sale is subject to Arizona income tax in 2014; and
2. You paid income tax to another state on that income in a **prior** tax year.

Enter the amount of such income that you included in your Arizona gross income for 2014.

Do not enter any amount that is subject to tax by both Arizona and another state in 2014. In this case, you may be eligible for a tax credit. See Arizona Form 309 for details.

K. Agricultural Crops Given to Arizona Charities

Arizona law allows a subtraction for qualified crop gifts made during 2014 to one or more charitable organizations. To take this subtraction, all of the following must apply.

1. You must be engaged in the business of farming or processing agricultural crops.
2. The crop must be grown in Arizona.
3. You made your gift to a charitable organization located in Arizona that is exempt from Arizona income tax.

The subtraction is the larger of the wholesale market price or the most recent sale price for the contributed crop. The amount of the subtraction cannot include any amount deducted pursuant to IRC § 170 with respect to crop contribution that exceeds the cost of producing the contributed crop. To determine if your crop gift qualifies for this subtraction, see procedure, ITP 12-1.

L. Basis Adjustment for Property Sold or Otherwise Disposed of During the Taxable Year

With respect to property that is sold or otherwise disposed of during the taxable year by a taxpayer who has complied with the requirement to add back all depreciation with respect to that property on tax returns for all taxable years beginning from and after December 31, 1999, enter the amount of depreciation that has been allowed pursuant to IRC § 167(a) to the extent that the amount has not already reduced Arizona taxable income in the current or prior years. (Note: The practical effect of this is to allow a subtraction for the

difference in basis for any asset for which bonus depreciation has been claimed on the federal return.)

M. Previously Deferred Discharge of Indebtedness (DOI) Income Adjustment

Generally, when a loan is settled for less than the amount owed, DOI income is realized by the debtor and usually must be included in the debtor's gross income. The amount of DOI income is generally equal to the amount of loan forgiveness. DOI income also occurs when a debtor repurchases his or her own debt at a discount (a price lower than the adjusted basis issue price of the debt instrument). In debt repurchase transactions, the amount of DOI income is generally equal to the difference between the adjusted issue price and the price paid for the debt instrument.

For federal purposes, a taxpayer may have made a special election for taxable years 2009 or 2010 to include DOI income in connection with the reacquisition of a business debt instrument, ratably over a 5 year period. A taxpayer that made this election will generally include this income in federal adjusted gross income beginning with the 2014 taxable year. A taxpayer would have made the federal election under IRC § 108(i) as added by the American Recovery and Reinvestment Act of 2009. Arizona did not adopt the special federal DOI income deferral provisions for the 2009 or 2010 taxable year. For Arizona purposes, if you made the federal election to defer the inclusion of DOI income under IRC § 108(i), you were required to add the amount of deferred DOI income to Arizona income for the year for which you made the election.

If you made the required addition to Arizona income on the Arizona return filed for the year in which you reacquired the debt instrument (2009 or 2010), Arizona will not tax that DOI income twice. In the year in which you include that deferred DOI income in your federal adjusted gross income, you may take a subtraction for the amount included for that year.

Usually this subtraction will apply to taxable years 2014 through 2018. On line 35, enter the amount of previously deferred DOI income that you included in your federal adjusted gross income for the current taxable year to the extent that the amount was previously added to your Arizona income.

N. Original Issue Discount (OID) on Reacquisition of Business Debt Instrument

For federal purposes, when a taxpayer made the special election to defer DOI income under IRC § 108(i), the taxpayer was not allowed to take a deduction with respect to the portion of any OID that accrued with respect to that DOI income, during the income deferral period. In this case, the taxpayer must deduct the aggregate amount of the OID deductions disallowed ratably over a 5 year period, beginning with the period in which the income is includible in federal adjusted gross income.

Arizona did not adopt the federal provisions requiring a taxpayer to defer the OID deduction in cases where the taxpayer federally deferred the DOI income under IRC § 108(i). For Arizona purposes, you were required to add the

amount of deferred DOI income to Arizona income on the return filed for the year in which you reacquired the debt instrument.

Since Arizona taxed the federally deferred DOI income for 2009 or 2010 on your 2009 or 2010 Arizona return, you may subtract the amount of OID that accrued during the taxable year with respect to that DOI income. On line 35, enter the amount of any OID that was deferred and not allowed to be deducted in computing your federal adjusted gross income for 2014 under IRC § 108(i).

O. Sole Proprietorship Income of an Arizona Nonprofit Medical Marijuana Dispensary included in Federal Adjusted Gross Income

If you are registered as an Arizona sole proprietorship with the Arizona Department of Health Services to operate in this state as a nonprofit medical marijuana dispensary, you may subtract the amount of the income from the dispensary that is included in the computation of your federal adjusted gross income. Include the amount of the income on line 35.

NOTE: *If the Arizona nonprofit medical marijuana dispensary is registered with the Arizona Department of Health Services as anything other than a sole proprietorship, this subtraction does not apply.*

P. Long-Term Care Insurance Premiums

You may subtract the amount of premium costs for long-term care insurance for qualified long-term care services. Qualified long-term care services are necessary diagnostic, preventive, therapeutic, curing, treating, mitigating, rehabilitative services, and maintenance and personal care services

You may take this subtraction only if you are *not* claiming itemized deductions for the taxable year. Include the allowable subtraction on line 35.

An individual, who claims itemized deductions, may *not* take this subtraction.

Q. Long-Term Health Care Savings Accounts

You may subtract amounts you paid into a long-term health care savings account established under Arizona law. An individual may establish a long-term health care savings account with an account Administrator who will manage the account. For more information regarding the subtraction for contributions made to a long-term health care savings account, see A.R.S. § 43-1032.

The total amount you may subtract is equal to the amount of your contributions that are included in your federal adjusted gross income. Include the amount of the allowable subtraction on line 35.

Do not include on line 35 any amounts already excluded in the computation of your federal adjusted gross income.

R. Other Adjustments

Other special adjustments may be necessary. Call one of the numbers listed on the back cover if any of the following apply.

- You sold or disposed of property that was held for the production of income and your basis was computed under the Arizona Income Tax Act of 1954, as amended (1978 prior) except depreciable property.

- You deferred exploration expenses determined under IRC § 617 in a taxable year ending before January 1, 1990, and you have not previously taken a subtraction for those expenses.

Line 36 -

Subtract lines 22 through 35 from line 17. Enter the difference.

Line 37 -

Enter the amount from page 1, line 36.

Exemptions

Line 38 - Age 65 or Over

Multiply the number on line 8 (box) on the front of your return by \$2,100 and enter the result.

Line 39 - Blind

Multiply the number on line 9 (box) on the front of your return by \$1,500 and enter the result.

Line 40 - Dependents

Multiply the number on line 10 (box) on the front of your return by \$2,300 and enter the result.

Line 41 - Qualifying Parents and Grandparents

Multiply the number on line 11 (box) on the front of your return by \$10,000 and enter the result.


Line 42 - Arizona Adjusted Gross Income

Subtract lines 38 through 41 from line 37.

Figuring Your Tax

Line 43 - Itemized or Standard Deductions

You must decide whether to take the standard deduction or to itemize your deductions. Your Arizona income tax will be less if you take the larger of your standard deduction or your itemized deductions.

 When you *e-file*, the software completes the math for you.

Your Standard Deduction

If you take the standard deduction, check box 43S.

If your filing status is:	Your standard deduction is:
• Single	\$5,009
• Married filing separate	\$5,009
• Married filing joint	\$10,010
• Head of household	\$10,010

Your Itemized Deductions

You may claim itemized deductions on your Arizona return even if you take a standard deduction on your federal return. For the most part, you may claim those deductions allowable as itemized deductions under the IRC. In some cases, the amount allowed for some deductions may not be the same as the amount allowable for federal purposes.

You may have to adjust the amounts shown on your completed federal Form 1040, Schedule A. See Arizona Form 140 Schedule A, *Itemized Deduction Adjustments* to figure if you have to make any adjustments.

To figure your itemized deductions, you must complete a federal Form 1040, Schedule A. Then, if required, complete Arizona Form 140, Schedule A, *Itemized Deduction Adjustments*. If you do not have to complete Form 140, Schedule A, *Itemized Deduction Adjustments*; enter the amount from federal Form 1040, Schedule A, on Form 140, line 43.

NOTE: *If you itemize, you must include a copy of the completed federal Schedule A with your Arizona return. If itemizing, check box 43I.*

Line 44 - Personal Exemptions

The amount you may claim as a personal exemption depends on your filing status. If married, the amount you may claim as a personal exemption also depends on whether you or your spouse claim dependents. You may use the following chart below to figure your personal exemption. If married, you may also use Arizona Form 202, *Personal Exemption Allocation Election*, to figure your personal exemption.

Personal Exemption Chart	
If you checked filing status:	Enter:
• Single (Box 7)	\$2,100
• Married filing joint return (Box 4) and claiming no dependents (Box 10)	\$4,200
• Married filing joint return (Box 4) and claiming at least one dependent (Box 10) excluding persons listed who did not qualify as a dependent on your federal return [Box 10, column (e)].	\$6,300
• Head of household and you are not married (Box 5)	\$4,200
• Head of household and you are a married person who qualifies to file as head of household (Box 5)	\$3,150, or Complete Form 202
• Married filing separate return (Box 6) with neither spouse claiming any dependents (Box 10)	\$2,100, or Complete Form 202
• Married filing separate return (Box 6) with one spouse claiming at least one dependent (Box 10) excluding persons listed who did not qualify as a dependent on your federal return [Box 10, column (e)].	\$3,150, or Complete Form 202

A married couple who does not claim any dependents may take one personal exemption of \$4,200. If the husband and wife file separate returns, either spouse may take the entire \$4,200 exemption, or the spouses may divide the \$4,200 between them. You and your spouse must complete Form 202 if either you or your spouse claim a personal exemption of more than \$2,100. If you and your spouse do not complete Form 202, you may take an exemption of only \$2,100 (one-half of the total \$4,200).

A married couple who claims at least one dependent may take one personal exemption of \$6,300. If the husband and wife file separate returns, either spouse may take the entire \$6,300 exemption, or the spouses may divide the \$6,300 between them. You and your spouse must complete Form 202 if either you or your spouse claims a personal exemption of more than \$3,150. If you and your spouse do not complete Form 202, you may take an exemption of only \$3,150 (one-half of the total \$6,300).

If you are a married person who qualifies to file as a head of household, you may take the entire \$6,300 personal exemption or you may divide the exemption with your spouse. You and your spouse must complete Form 202 if either you or your spouse claims a personal exemption of more than \$3,150. If you and your spouse do not complete Form 202 you may take an exemption of only \$3,150 (one-half of the total \$6,300).

The spouse who claims more than one-half of the total personal exemption must include the original Form 202 with his or her return. The spouse who claims less than one-half of the total personal exemption must include a copy of the completed Form 202 with his or her return.

Line 45 - Arizona Taxable Income

Subtract lines 43 and 44 from line 42 and enter the difference. If less than zero, enter "0". Use this amount to calculate your tax using Tax Table X or Y or the Optional Tax Tables.

Line 46 - Tax Amount

Enter the tax from either Tax Table X or Y or the Optional Tax Tables. If your taxable income is less than \$50,000, use the Optional Tax Table. If your taxable income is \$50,000 or more, use Tax Table X or Y.


Line 47 - Tax from Recapture of Credits from Arizona Form 301

Enter the amount of tax due from recapture of the credits from Arizona Form 301, Part 2, line 38.

Line 48 - Subtotal of Tax

Add lines 46 and 47 and enter the total.

Line 49 - Family Income Tax Credit

 *e-file software will let you know if you are eligible and will figure the credit for you.*

You may claim this credit if your income does not exceed the maximum income allowed for your filing status.

NOTE: *The family income tax credit will only reduce your tax and cannot be refunded.*

- Complete Steps 1, 2, and 3 to see if you qualify for this credit.
- If you qualify to take this credit, complete Worksheet II in Step 4.

Step 1

Complete Worksheet I below.

Worksheet I	
1. Enter the amount from Form 140, line 42.	
2. Enter the amount from Form 140, line 38.	
3. Enter the amount from Form 140, line 39.	
4. Enter the amount from Form 140, line 40.	
5. Enter the amount from Form 140, line 41	
6. Add the amounts on lines 2 through 5 and enter the total.	
7. Add lines 1 and 6. Enter the total.	

Step 2

Look at the following tables. Find your filing status.

- Use Table I if married filing a joint return.
- Use Table II if head of household.
- Use Table III if single or married filing a separate return.

Step 3

- Look at column (a) and find the number of dependents you are claiming (Form 140, page 1, box 10 excluding persons listed who did not qualify as a dependent on your federal return).
- Find the maximum income [in column (b)] for the number of dependents you are claiming.
- Compare that income [the amount in column (b)] with the income listed in Step 1 on Worksheet I, line 7.

If the amount entered in Step 1 on Worksheet I, line 7 is equal to or less than the maximum income allowed for the number of dependents you are claiming on Form 140, page 1, box 10, excluding persons listed who did not qualify as your dependent on your federal return, you qualify to take this credit.

To figure your credit, complete Step 4.

Table I Married Filing Joint Return	
Column (a)	Column (b)
Number of dependents you are claiming on Form 140, page 1, box 10 excluding persons listed who did not qualify as a dependent on your federal return [Box 10, column (e)].	Maximum Income
• 0 or 1	\$20,000
• 2	\$23,600
• 3	\$27,300
• 4 or more	\$31,000

Table II Head of Household	
Column (a)	Column (b)
Number of dependents you are claiming on Form 140, page 1, box 10 excluding persons listed who did not qualify as a dependent on your federal return [Box 10, column (e)].	Maximum Income
• 0 or 1	\$20,000
• 2	\$20,135
• 3	\$23,800
• 4	\$25,200
• 5 or more	\$26,575

Table III Single or Married Filing Separate Return	
Column (a)	Column (b)
Number of dependents you are claiming on Form 140, page 1, box 10 excluding persons listed who did not qualify as a dependent on your federal return [Box 10, column (e)].	Maximum Income
• 0 or more	\$10,000

Step 4

If you qualify to take the credit, complete Worksheet II.

Worksheet II You must complete Steps 1 through 3 before you complete Worksheet II.	
1. Enter the number of dependents you entered on Form 140, page 1, box 10, excluding persons listed who did not qualify as a dependent on your federal return [Box 10, column (e)].	
2. Number of personal exemptions. If you checked filing status 4, enter the number 2 here. If you checked filing status 5, 6, or 7, enter the number 1 here.	
3. Add lines 1 and 2. Enter the total.	
4. Multiply the amount on line 3 by \$40. Enter the result.	
5. If you checked filing status 4 or 5, enter \$240 here. If you checked filing status 6 or 7, enter \$120 here.	
6. Family income tax credit. Enter the lesser of line 4 or line 5. Also enter this amount on Form 140, line 49.	

Line 50 - Nonrefundable Credits from Arizona Form 301

Complete line 50 if you claim any of the following credits. Also make sure that you complete and include Arizona Form 301 and the appropriate credit form or forms with your return.

1. **Enterprise Zone Credit.** Taxpayers can no longer establish credits on their tax year 2014 (or any future) return. All enterprise zone credits properly established can be carried

forward for the respective five year carry forward period. See Form 304 for more information.

2. Environmental Technology Facility Credit. You may qualify for this credit if your business incurred expenses in constructing a qualified environmental technology manufacturing facility. Use Form 305 to figure this credit.

3. Military Reuse Zone Credit. You may qualify for this credit if you have qualifying net increases in full-time employment within a military reuse zone. Use Form 306 to figure this credit.

4. Recycling Equipment Credit. The recycling equipment credit allowable to individuals has been repealed. You may not take this credit for taxable years beginning January 1, 2003 or later. However, the repeal did not affect any credit carryover that accrued prior to the repeal. Use Form 307 to figure any allowable credit carryover.

5. Credit for Increased Research Activities - Individuals. You may qualify for this credit if you incurred qualified research expenses for research conducted in Arizona. Use Form 308-I to figure this credit. Be sure to include **only** the nonrefundable portion on Form 140, line 25.

6. Credit for Taxes Paid to Another State or Country. You may qualify for this credit if you paid tax to Arizona and another state or country on the same income. Use Form 309 to figure your credit.

7. Credit for Solar Energy Devices. You may qualify for this credit if you installed a solar energy device in your residence located in Arizona. Use Form 310 to figure this credit.

8. Agricultural Water Conservation System Credit. You may qualify for this credit if you incurred expenses to purchase and install an agricultural water conservation system in Arizona. Use Form 312 to figure this credit.

9. Pollution Control Credit. You may qualify for this credit if you purchased depreciable property used in a trade or business to reduce or prevent pollution. Use Form 315 to figure this credit.

10. Credit for Solar Hot Water Heater Plumbing Stub Outs and Electric Vehicle Recharge Outlets. You may qualify for this credit if you installed solar hot water heater plumbing stub outs or electric vehicle recharge outlets in houses or dwelling units you constructed.

The taxpayer that constructed the dwelling may also transfer the credit to a purchaser. Use Form 319 to figure this credit.

11. Credit for Employment of TANF Recipients. You may qualify for this credit if you employed TANF recipients during the taxable year. Use Form 320 to figure this credit.

12. Credit for Contributions to Qualifying Charitable Organizations. You may qualify for this credit if you made contributions to qualifying charitable organizations. Use Form 321 to figure this credit.

13. Credit for Contributions Made or Fees Paid to Public Schools. You may qualify for this credit if you made

contributions or paid certain fees to public schools in Arizona. Use Form 322 to figure this credit.

14. Credit for Contributions to Private School Tuition Organizations. You may qualify for this credit if you made contributions to a school tuition organization that provides scholarships or grants to qualified schools. Use Form 323 to figure this credit.

15. Agricultural Pollution Control Equipment Credit. You may qualify for this credit if you are involved in commercial agriculture and incurred expenses to purchase tangible personal property that is primarily used in your trade or business to control or prevent pollution. Use Form 325 to figure this credit.

16. Credit for Donation of School Site. You may qualify for this credit if you donated real property and improvements to a school district or a charter school for use as a school or as a site for the construction of a school. Use Form 331 to figure this credit.

17. Credits for Healthy Forest Enterprises. You may qualify for these credits if you had net increases in qualified employment positions in a healthy forest enterprise and net training and certifying costs. Use Form 332 to figure these credits.

18. Credit for Employing National Guard Members. You may qualify for this credit if you are an employer who has an employee that is a member of the Arizona National Guard if the employee is placed on active duty. Use Form 333 to figure this credit.

19. Motion Picture Credits. Motion picture production companies that produce motion pictures, commercials, music videos, or television series completely or partially in Arizona may claim a transferable income tax credit for production costs. To qualify, productions must have been preapproved by the Arizona Commerce Authority by December 31, 2010. See Form 334 for more information.

20. Credit for Solar Energy Devices - Commercial and Industrial Applications. This credit is available to taxpayers that installed solar energy devices for commercial, industrial, or other nonresidential applications located in Arizona. Use Form 336 to figure this credit.

21. Credit for Investment in Qualified Small Businesses. You may qualify for this credit if you made an investment in a qualified small business. Use Form 338 to figure this credit.

22. Credit for Water Conservation Systems. For calendar year filers, 2011 was the last year to establish a new credit for a water conservation system.

Fiscal year filers with an ending date after December 31, 2011, could not establish a new credit in 2011.

Carryovers will be allowed for no more than 5 succeeding taxable years. Use Form 339 to figure this credit.

23. Credit for Donations to the Military Family Relief Fund. You may qualify for this credit if you made a cash

contribution to the Arizona Military Family Relief Fund during the taxable year. Use Form 340 to figure this credit.

24. Renewable Energy Production Tax Credit. You may qualify for this credit if you produced electricity using a qualified energy resource. Use Form 343 to figure this credit.

25. Solar Liquid Fuel Credit. You may qualify for this credit if you incurred expenses for research and development costs associated with solar liquid fuel. Use Form 344 to figure this credit.

26. Credit for New Employment. For taxable years beginning from and after June 30, 2011, you may qualify for this credit if your business had a net increase in qualified employment positions. Use Form 345 to figure this credit.

27. Additional Credit for Increased Research Activities for Basic Research Payments. You may qualify for this credit for qualified basic research payments for research conducted in Arizona.

Approval by the Department of Revenue is required prior to claiming this credit. Use Form 346 to figure this credit.

28. Credit for Qualified Health Insurance Plans. You may qualify for this credit if your business provided qualified health insurance plans or made contributions to health savings accounts (HSA) for its employees who are Arizona residents. Use Form 347 to figure this credit.

29. Credit for Contributions to Certified School Tuition Organization (for the amounts that exceed the allowable credit on AZ Form 323). You may qualify for this credit if you made contributions to school tuition organization(s) that exceed the allowable credit amount on AZ Form 323. Use Form 348 to figure this credit.

30. Credit for Renewable Energy Investment & Production for Self-Consumption by Manufactures. You may qualify for this tax credit if you made an investment in new renewable energy facilities that produce energy for self-consumption using renewable energy resources if the power will be used primarily for manufacturing. Use Form 351 to figure this credit.

Compute your credit on the appropriate form(s). Complete Arizona Form 301 and enter the amount from Form 301, Part 2, line 72 on Form 140, line 50.

The total amount of credits on line 50 cannot reduce your tax below zero. These credits are nonrefundable credits.

Include Arizona Form 301, along with any supporting documents, with your return.

Line 51 - Balance of Tax

Subtract lines 49 and 50 from line 48. Enter the difference. If the sum of lines 49 and 50 is more than line 48, enter "0".

Totaling Payments and Credits

Line 52 - Arizona Income Tax Withheld

Enter the Arizona income tax withheld shown on the Form(s) W-2 from your employer(s). Also enter the Arizona

income tax withheld shown on your Form(s) 1099-R (distributions from pensions, annuities, etc.). Do not include any income tax withheld for another state. Include the Form(s) W-2 and 1099-R after the last page of your return.

NOTE: *You should receive your Form(s) W-2 no later than January 31. If you did not receive a Form W-2 or you think your Form W-2 is wrong, contact your employer.*

Line 53 - Arizona Estimated Tax Payments for 2014 and Amount Applied From Your 2013 Return

Use this line if you did any of the following.

1. Made estimated income tax payments to Arizona for 2014.
2. Applied any of your refund from your 2013 Arizona tax return to 2014 estimated taxes for Arizona.

Enter the total amount paid and/or applied to 2014 taxes.

NOTE: *If you made joint Arizona estimated payments for 2014, but are filing separate 2014 Arizona income tax returns, see the department's Income Tax Ruling ITR 02-3, Allocating Joint Estimated Payments to Separate Returns.*

Line 54 - 2014 Arizona Extension Payment (Form 204)

Use this line to report the payment you sent with your extension request (Arizona Form 204) or the electronic extension payment you made using www.AZTaxes.gov.

Line 55 - Increased Excise Tax Credit

You may take this credit if you meet all of the following:

1. You meet the income threshold for your filing status.
2. You are not claimed as a dependent by any other taxpayer.
3. You were not sentenced for at least 60 days of 2014 to a county, state, or federal prison.

If you are married filing a joint return, or a head of household, you may take this credit if the amount on Form 140, page 1, line 12, is \$25,000 or less. If you are single or married filing a separate return, you may take this credit if the amount on Form 140, page 1, line 12 is \$12,500 or less.

To figure your credit, complete the following worksheet.

NOTE: *Do not complete the following worksheet if you are claiming the property tax credit on Arizona Form 140PTC. Use Form 140PTC to figure both the credit for increased excise taxes and the property tax credit.*

If you are claiming both the credit for increased excise taxes and the property tax credit, enter the increased excise tax credit from Form 140PTC, page 1, line 17, here and enter the property tax credit from Form 140PTC, page 1, line 15, on line 56.

Credit for Increased Excise Taxes Worksheet		
	Check One	
	Yes	No
If you checked filing status 4 or 5, is the amount on Form 140, page 1, line 12, \$25,000 or less?		
If you checked filing status 6 or 7, is the amount on Form 140, page 1, line 12, \$12,500 or less?		
If you checked no, STOP. You do not qualify for this credit. If you checked yes, complete the rest of this worksheet.		

1. Enter the number of dependents you entered on Form 140, page 1, box 10, excluding persons listed who did not qualify as a dependent on your federal return [Box 10, column (e)]. Also exclude any dependent that is not an Arizona resident.	
2. Number of personal exemptions. If you checked filing status 4, enter the number 2 here. If you checked filing status 5, 6, or 7, enter the number 1 here.	
3. Add lines 1 and 2. Enter the total.	
4. Multiply the amount on line 3 by \$25. Enter the result.	
5. Maximum credit.	\$ 100 00
6. Enter the smaller of line 4 or line 5 here and also enter on Form 140, page 2, line 55.	

NOTE: *The credit cannot exceed \$100 per household. Do not claim this credit if someone else in your household has already claimed \$100 of the credit. If someone else in your household has claimed less than \$100, you may claim the credit as long as all credit claims filed from your household do not exceed \$100.*

Line 56 - Property Tax Credit

You may take the property tax credit if you meet **all** the following.

1. You were either 65 or older in 2014 or, if under age 65, you were receiving SSI Title 16 income from the Social Security Administration.

NOTE: *SSI Title 16 income is not the normal Social Security disability.*

2. You were an Arizona resident for the full year in 2014.
3. You paid property tax on your Arizona home in 2014. You paid rent on taxable property for the entire year or you did a combination of both.
4. If you lived alone, your total household income was under \$3,751. If you lived with others, the total household income was under \$5,501. To see what income is included in household income, see the Form 140PTC instructions.

Complete Form 140PTC to figure your credit. Enter the amount from Form 140PTC, page 1, line 15. Include Form 140PTC with your return.

Tax Tip: *To claim a property tax credit, you must file your claim or extension request by April 15, 2015. You cannot claim this credit on an amended return if you file the amended return after the due date of your return.*

Line 57 - Other Refundable Credits

Enter the total amount of refundable credits you are claiming from any of the following:

- Form 308-I, *Credit for Increased Research Activities - Individuals*
- Form 342, *Credit for Renewable Energy Industry*
- Form 349, *Credit for Qualified Facilities*

If you enter an amount on this line, be sure to include the credit claim form(s) with your return when you file.

Credit for Increased Research Activities - Individuals (Form 308-I)

A portion of this credit is refundable. You may qualify for the refundable increased research activities credit if you incurred qualified research expenses for research conducted in Arizona. For more information about this credit, and to see whether you may claim a refund of this credit, see Arizona Form 308-I.

You must include a copy of your “Certificate of Qualification” from the Arizona Commerce Authority, Form 301 and Form 308-I with your return to claim this credit.

If you are claiming a refund of the increased research activities credit from Form 308-I, enter the amount from Form 308-I, Part 4, line 31, here.

Credit for Renewable Energy Industry (Form 342)

You may qualify for the refundable renewable energy industry credit if you expanded or located a qualified renewable energy operation in Arizona. The tax credit is refundable in five equal installments. Pre-approval and post-approval are required through the Arizona Commerce Authority. For more information about this credit, see Arizona Form 342.

If you are claiming the credit for renewable energy industry, from Form 342, enter the amount from Form 342, Part 6, line 18, here.

Credit for Qualified Facilities (Form 349)

You may qualify for the refundable qualified facilities credit if you expanded or located a qualified facility in Arizona. This credit is refundable in five equal installments. Pre-approval and post-approval are required through the Arizona Commerce Authority. For more information about this credit, see Arizona Form 349.

You must include a copy of your “Certification of Qualification” from the Arizona Commerce Authority and Form 349 with your tax return to claim this credit. If you are claiming a refund of the qualified facilities credit from Form 349, enter the amount from Form 349, Part 6, line 18, here.

If you are claiming more than one of the refundable tax credits, add the amounts from the credit forms together and enter the total on line 57. You may use the following table to figure the amount to enter on line 57.

2014 - Refundable Credit Worksheet	
1. Enter the refundable credit from Form 308-I, Part 4, line 31	
2. Enter the refundable credit from Form 342, Part 6, line 18.	
3. Enter the refundable credit from Form 349, Part 6, line 18.	
4. Add the amounts on lines 1 through 3. Enter the total here and on line 57.	

Line 58 - Total Payments and Refundable Credits

Line 58 is the total payments and refundable credits claimed. Add lines 52 through 57. Enter the total on line 58, if you are not claiming the following refundable credit.

Arizona's Claim of Right Provision

If you computed your 2014 tax under Arizona's claim of right provisions do the following.

1. Write "A.R.S. § 43-1029" and the amount of the prior year tax reduction in the space to the left of your total payment amount.
2. Include the credit for the prior year tax reduction in the total entered on line 58.
3. Include a schedule explaining the amounts repaid and the computation of the prior year tax reduction.

For more information on Arizona's claim of right provisions, see the department's Individual Income Tax Procedure, *ITP 95-1*.

Figuring Your Tax Due or Overpayment**Line 59 - Tax Due**

If line 51 is more than line 58, you have tax due. Subtract line 58 from line 51 and enter the difference. Skip lines 60, 61 and 62.

Line 60 - Overpayment

If line 58 is more than line 51, subtract line 51 from line 58 and enter the difference. Complete lines 61 and 62.

Line 61 - Amount of Line 60 to Apply to 2015 Estimated Tax

If you want all or part of your refund applied to next year's estimated taxes, enter that amount on line 61.

NOTE: *If you apply any of the amount shown on line 60 to 2015, you cannot use that amount to pay any tax that is later found to be due for 2014.*

You also may not claim a refund for that amount until you file your 2015 return.

Line 62 - Balance of Overpayment

Subtract line 61 from line 60 to determine your overpayment balance before voluntary gifts and any estimated payment penalty.

Making Voluntary Gifts

You can make voluntary gifts to each of the funds shown below. A gift will reduce your refund or increase the amount due with your return.

NOTE: *If you make a gift, you cannot change the amount of that gift later on an amended return.*

Line 63 - Solutions Teams Assigned to Schools Fund

You may give some or all of your refund to the Solutions Teams Assigned to Schools Fund. You may also give more than your entire refund. If you send in additional money with your return, include that amount on line 79. Enter the amount you want to donate on line 63.

Gifts go to the Arizona Assistance for Education Fund. The Arizona Board of Education will distribute money to the Arizona Department of Education to fund solutions teams assigned to schools.

Line 64 - Arizona Wildlife Fund

You may give some or all of your refund to the Arizona Wildlife Fund. You may also give more than your entire refund. If you send in additional money with your return, include that amount on line 79. Enter the amount you want to donate on line 64.

Your gift to the Arizona Wildlife Fund helps protect wildlife in the state. Many species like bald eagles, Apache trout and black-footed ferrets benefit from your gifts to this fund. Gifts are also used to improve areas for watching wildlife statewide.

Line 65 - Child Abuse Prevention Fund

You may give some or all of your refund to the Arizona Child Abuse Prevention Fund. You may also give more than your entire refund. If you send in additional money with your return, include that amount on line 79. Enter the amount you want to donate on line 65.

Gifts go to the Arizona Child Abuse Prevention Fund. This fund provides financial aid to community agencies for child abuse prevention programs.

Line 66 - Domestic Violence Shelter Fund

You may give some or all of your refund to the Domestic Violence Shelter Fund. You may also give more than your entire refund. If you send in additional money with your return, include that amount on line 79. Enter the amount you want to donate on line 66.

Gifts go to the Domestic Violence Shelter Fund. This fund provides financial aid to shelters for victims of domestic violence.

Line 67 - Political Gift

You may give some or all of your refund to a political party. You may also give more than your entire refund. If you send in additional money with your return, include that amount on line 79. Enter the amount you want to donate on line 67. If you donate to a political party, complete line 74.

Gifts go to one of the following political parties.

- Americans Elect
- Democratic
- Libertarian
- Republican

Line 68 - National Guard Relief Fund

You may give some or all of your refund to the National Guard Relief Fund. You may also give more than your entire refund. If you send in additional money with your return, include that amount on line 79. Enter the amount you want to donate on line 68.

Gifts go to the National Guard Relief Fund. This fund provides financial aid to families of Arizona National Guard members when the National Guard member is placed on active duty and is serving in a combat zone.

Line 69 - Neighbors Helping Neighbors Fund

You may give some or all of your refund to the Neighbors Helping Neighbors Fund. You may also give more than your entire refund. If you send in additional money with your return, include that amount on line 79. Enter the amount you want to donate on line 69.

Gifts go to the Neighbors Helping Neighbors Fund. This fund provides eligible recipients with emergency aid in paying energy utility bills and conserving energy.

Line 70 – Special Olympics Fund

You may give some or all of your refund to the Special Olympics Fund. You may also give more than your entire refund. If you send in additional money with your return, include that amount on line 79. Enter the amount you want to donate on line 70.

Gifts go to the Special Olympics Fund. This fund helps provide programs of the Arizona Special Olympics.

Line 71 – Veterans’ Donations Fund

You may give some or all of your refund to the Veterans’ Donations Fund. You may also give more than your entire refund. If you send in additional money with your return, include that amount on line 79. Enter the amount you want to donate on line 71.

Gifts go to the Veterans’ Donations Fund, which may be used for veterans in Arizona.

Line 72 – I Didn’t Pay Enough Fund

You may give some or all of your refund to the I Didn’t Pay Enough Fund. You may also give more than your entire refund. If you send in additional money with your return, include that amount on line 79. Enter the amount you want to donate on line 72.

Gifts that you make to the I Didn’t Pay Enough Fund will aid the state by going to the Arizona general fund.

Line 73 – Sustainable State Parks and Roads Fund

You may give some or all of your refund to the Sustainable State Parks and Roads Fund. You may also give more than your entire refund. If you send in additional money with your return, include that amount on line 79. Enter the amount you want to donate on line 73.

Gifts that you make to the Sustainable State Parks and Roads Fund will aid the state to operate, maintain and make capital improvements to buildings, roads, parking lots, highway entrances and any related structure used to operate state parks.

Line 74 – Political Party

If you entered an amount on line 67, check the box for the political party to which you wish to give. Select only one party. If you do not select a political party, the department will return the amount on line 67.

Line 75 -

- Estimated Payment Penalty
- Arizona Long-Term Health Care Savings Account (AZLTHSA) Withdrawal Penalty

Estimated Payment Penalty

NOTE: Do not complete Form 221, Underpayment of Estimated Tax by Individuals, if the amount on Form 140, line 52 is more than the amount on Form 140, line 51. If the amount on Form 140, line 52, is more than the amount on Form 140, line 51, skip line 75, unless you must report an Arizona Long-Term Health Care Savings Account penalty.

You must have made Arizona estimated income tax payments during 2014 if:		
Your filing status is:	AND Your Arizona gross income for 2013 was greater than:	AND Your Arizona gross income for 2014 was greater than:
Married Filing Joint	\$150,000	\$150,000
Single	\$75,000	\$75,000
Head of Household	\$75,000	\$75,000
Married Filing Separate	\$75,000	\$75,000

If you report as a farmer or fisherman for federal purposes, you were not required to make estimated payments during 2014 if the following apply.

1. You are a calendar year filer. You file your Arizona return by March 1, 2015. You pay in full the amount stated on your return as owed.
2. You are a fiscal year filer. You file your Arizona return by the first day of the third month after the end of your fiscal year. You pay in full the amount stated on your return as owed.

If the above applies, check Box 2 on line 76 and do not complete Form 221.

An individual who fails to make the required estimated payments is subject to penalty on any estimated tax payment that is late or underpaid.

Complete and include Form 221, *Underpayment of Estimated Tax by Individuals*, to determine if any penalty is due. Enter the total penalty from Form 221.

Arizona Long-Term Health Care Savings Account (AZLTHSA) Withdrawal Penalty

You must pay a withdrawal penalty if you made a long-term health care savings account withdrawal during 2014 from a long-term health care savings account, established under Arizona law, for purposes other than to pay for qualified long-term health care expenses. *Long-term health care expense* means any expense you paid for long-term health care costs, including the following:

- expenses for skilled nursing care
- expenses for home health care
- personal care or supportive services due to the loss of some capacity for self-care based on a chronic illness or condition

The penalty is equal to 10% (.10) of the withdrawal. You must remit this penalty with your income tax return filed for the year in which you made the withdrawal.

Multiply the amount of your withdrawal subject to penalty by 10% (.10). Enter the result.

NOTE: If you are subject to more than one of these penalties, add the amounts together and enter the total on line 75.

Line 76 – Box 761 through 764

Box 761: check if any of the following applies to you:

1. You checked the box on line 1 of Form 221.

2. You completed the annualized income worksheet on Form 221.
3. You elected to be treated as a nonresident alien on your federal income tax return. You made three estimated payment installments. Your first installment equaled 50% of the total of all of your required installments.

Box 762: check if you are an individual who for federal purposes reports as a farmer or fisherman.

Box 763: check if you completed and included Form 221.

Box 764: check if you included an Arizona Long-Term HSA penalty on line 75.

Line 77

Add lines 63 through 73 and 75. Enter the total.

Figuring Your Refund or Tax Due

e-file You can get your refund quicker when you e-file and use direct deposit.

Line 78 - Refund

Subtract line 77 from line 62. Enter your refund on line 78 and skip line 79.

If you owe money to any Arizona state agency, court, county, incorporated city or town and certain federal agencies, your refund may go to pay some of that debt. If so, the department will let you know by letter.

Tax Tip: If you change your address before you get your refund, let the department know. Write to: Refund Desk, Arizona Department of Revenue, PO Box 29216, Phoenix, AZ 85038-9216. Include your SSN in your letter.

Direct Deposit of Refund

Complete the direct deposit line if you want us to directly deposit the amount shown on line 78 into your account at a bank or other financial institution (such as a mutual fund, brokerage firm or credit union) instead of sending you a check.

NOTE: Check the box on line 78A if the direct deposit will ultimately be placed in a foreign account. If you check box 78A, do not enter your routing or account numbers. If this box is checked, we will not direct deposit your refund. We will send you a check instead.

Why use Direct Deposit?

- You will get your refund fast – even faster if you e-file!
- Payment is more secure - there is no check to get lost.
- It is more convenient. No trip to the bank to deposit your check.
- Saves tax dollars. A refund by direct deposit costs less to process than a check.

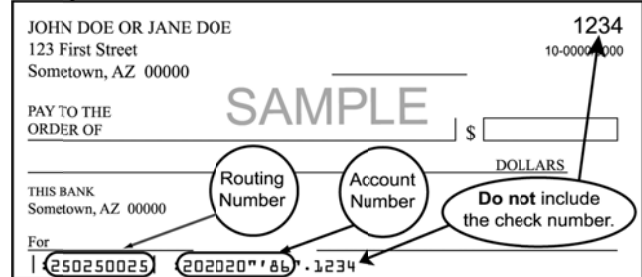
NOTE: We are not responsible for a lost refund if you enter the wrong account information.
Check with your financial institution to get the correct routing and account numbers and to make sure your direct deposit will be accepted.

Routing Number

MAKE SURE YOU ENTER THE CORRECT ROUTING NUMBER

The routing number must be nine digits. The first 2 digits must be 01 through 12 or 21 through 32. Otherwise, the direct deposit will be rejected and a check sent instead. On the sample check, the routing number is 250250025.

Sample Check



Note: The routing and account numbers may be in different places on your check.

Your check may state that it is payable through a financial institution different from the one at which you have your checking account. If so, do not use the routing number on that check. Instead, contact your financial institution for the correct routing number to enter here.

Account Number

MAKE SURE YOU ENTER THE CORRECT ACCOUNT NUMBER.

The account number can be up to 17 characters (both numbers and letters). DO NOT include hyphens, spaces or special symbols. Enter the number from left to right and leave any unused boxes blank. On the sample check the account number is 20202086. Be sure not to include the check number.

Line 79 - Amount Owed

Add lines 59 and 77. Enter the amount you owe on line 79. If you are making voluntary donations on lines 63 through 73 in excess of your overpayment, enter the difference on line 79. You may pay only with a check, electronic check, money order, or credit card.

Check or money order

Include your check or money order with your return. Please do not send cash.

Make your check payable to Arizona Department of Revenue. Write your SSN and tax year on the front of your check or money order. It may take 2-3 weeks for your payment to process.

The department cannot accept checks or money orders in foreign currency. You must make payment in U.S. dollars.

Electronic payment from your checking or savings account

You can make an electronic payment from your checking or savings account to pay your balance due for 2014. There is no fee to use this method. To make an electronic payment, go to www.AZTaxes.gov and click on the "Make a Payment" link. The "E-Check" option in the "Payment Method" drop-down box will debit the amount from the checking or savings account that you specify. If you make an

electronic payment from your checking or savings account, you will receive a confirmation number. **Please keep this confirmation number as proof of payment.**

NOTE: *You may not make an electronic payment from your checking or savings account if the payment will ultimately be coming from a foreign account. In this case, you must pay by check or money order.*

Credit card payment

You can pay with your Visa, MasterCard, Discover, or American Express credit card. Go to www.AZTaxes.gov and click on the "Make a Payment" link and choose the credit card option. This will take you to a third party vendor site (provider). The provider **will charge** you a convenience fee based on the amount of your tax payment. The provider will tell you what the fee is during the transaction; you will have the option to continue or cancel the transaction. If you complete the credit card transaction, you will receive a confirmation number. **Please keep this confirmation number as proof of payment.**

Installment payments

If you cannot pay the full amount shown on line 79 when you file, you may ask to make monthly installment payments. To make this request, complete Arizona Form 140-IA and mail the completed form to the address on the Form 140-IA. **Do not mail Form 140-IA with your income tax return.** You may obtain Arizona Form 140-IA from our website at www.azdor.gov.

If you cannot pay the full amount shown on line 54, you will be charged interest and may be charged a late payment penalty on the tax not paid by April 15, 2015. To limit the interest and penalty charges pay as much of the tax as possible when you file your return.

Sign your return

You must sign your return. If married filing a joint return, both you and your spouse must sign even if only one had income. Form 140 is not considered a valid return unless you sign it. The department cannot send a refund check without proper signatures on the return.

Instructions before mailing

- **DO NOT STAPLE YOUR RETURN OR ANY SCHEDULE, FORM OR PAYMENT TO YOUR RETURN.**
- Make sure your **NAME** is on the return.
- Make sure your **SSN** is on your return.
- Be sure you enter your daytime telephone number in the space provided on the front of your return.
- Check to make sure that your math is correct. A math error can cause delays in processing your return.
- If claiming **dependent** exemptions, write the number of dependents claimed on the **front** of the return. On page 1 of the return, also write each dependent's name, relationship, SSN, and the number of months that he or she lived in your home. If more space is needed, complete page 3 and include with your return.
- If claiming exemptions for qualifying parents or grandparents, write the number of qualifying parents or

grandparents claimed on the **front** of the return. On page 1 of the return, also write each parent's or grandparent's name, relationship, SSN, and the number of months that he or she lived in your home. If more space is needed, complete page 3 and include with your return.

- Check the **boxes** to make sure you filled in all required boxes.
- If you requested a filing extension, make sure that you check box **82F** on page 1 of the return.
- Sign your return and have your spouse sign, if filing jointly.
- Write your SSN and tax year on the front of your check. Include your check with your return.

The Department of Revenue may charge you \$25 for a check returned unpaid by your financial institution.

- Include all required documents after your return. Please do not use tape. Documents you must include are those items listed in numbers 1 through 6.
1. Include Form(s) W-2 after the last page of your return. Also include Form(s) 1099-R after the last page of your return if you had Arizona tax withheld from your pension or annuity.
 2. Include Arizona Form 301, applicable credit forms, and your own schedules after page 2 (or 3) of your return. If itemizing, include these forms after your Arizona Schedule A and your federal Schedule A.
 3. If claiming a credit for taxes paid to another state or country include a copy of the other state's or country's filed return.
 4. If you itemize, be sure to include a copy of the federal Schedule A. Include the Arizona Schedule A and the federal Schedule A directly after page 2 (or 3) of your return. Include other forms and schedules behind the Schedules A.
 5. If you are claiming a property tax credit, include a completed Form 140PTC and all required documents.
 6. If you have tax exempt interest income, be sure to include a schedule listing the payors and the amount received from each payor.
- **Do not** include correspondence with your return.

Filing Your Return

Before you mail your return, make a copy of your return. Also make a copy of any schedules that you are including with your return. Keep the copies for your records. Be sure that you mail the original and not a copy.

To avoid delays, if mailing more than one tax return please use separate envelopes for each return.

Where should I mail my return?

If you are **including a payment with this return**, mail the return to:

Arizona Department of Revenue
PO Box 52016
Phoenix, AZ 85072-2016

If you are **expecting a refund, or owe no tax, or owe tax but are not including a payment**, mail the return to:

Arizona Department of Revenue
PO Box 52138
Phoenix, AZ 85072-2138

Put enough postage on the envelope

The U.S. Post Office must postmark your return or extension request by midnight April 15, 2015. A postage meter postmark will not qualify as a timely postmark. *Only a postmark from the U.S. Post Office will qualify.* You may also use certain private delivery services designated by the IRS to meet the “timely mailing as timely filed” rule.

How long to keep your return

You must keep your records as long as they may be needed for the administration of any provision of Arizona tax law. Generally, this means you must keep records that support items shown on your return until the period of limitations for that return runs out.

The period of limitations is the period of time in which you can amend your return to claim a credit or refund or the department can assess additional tax. A period of limitations is the limited time after which no legal action can be brought. Usually, this is four years from the date the return was due or filed.

In some cases, the limitation period is longer than four years. The period is six years from when you file a return if you underreport the income shown on that return by more than

25% (.25). The department can bring an action at any time if a return is false or fraudulent, or you do not file a return. To find out more about what records you should keep, get federal Publication 552.

Where’s my refund?

You can check on your refund by visiting www.azdor.gov or www.AZTaxes.gov and clicking on “Where’s my refund?” or you may call one of the numbers listed on page 1 of these instructions. Before you call, be sure to have a copy of your 2014 tax return on hand. You will need to know your SSN, your filing status and your 5-digit ZIP Code.

Contacting the Department

Your tax information on file with the department is confidential. If you want the department to discuss your tax matters with someone other than yourself, you must authorize the department to release confidential information to that person. You may use Arizona Form 285 to authorize the department to release confidential information to your appointee. See Form 285 for details.

**HOW MUCH INCOME CAN YOU HAVE AND PAY NO TAXES?
EXAMPLES**

You still have to file a return, but you pay no taxes, if your income is less than the levels shown in the chart below. **For purposes of this chart,** “income” means Arizona adjusted gross income plus the dependent exemption claimed (Form 140, page 2, line 42 plus the amount on Form 140, page 2, line 40; or Form 140A, page 1, line 17, plus the amount on Form 140A, page 1, line 15, or Form 140EZ, page 1, line 6). *To rely on this chart, you must claim the family income tax credit, if you qualify.*

FILING STATUS				
NUMBER OF DEPENDENTS	SINGLE	MARRIED FILING SEPARATE	UNMARRIED HEAD OF HOUSEHOLD	MARRIED FILING JOINT
0	\$ 8,658	\$ 8,658	N/A	\$ 17,309
1	(A) 10,000	10,478	19,609	20,000
2	11,728	12,778	20,135	23,600
3	14,028	15,078	23,800	27,300
4	16,328	17,378	25,200	(C) 31,000
5	18,628	19,678	(B) 26,575	31,000

	(A) single, \$10,000 income one dependent	(B) unmarried head of household, \$26,575 income*, five dependents	(C) married filing joint, \$31,000 income*, four dependents
Income*	\$ 10,000	\$ 26,575	\$ 31,000
less: Dependent exemption	-2,300	-11,500	-9,200
Standard deduction	-5,009	-10,010	-10,010
Personal exemption	-2,100	-4,200	-6,300
Net taxable income	\$ 591	\$ 865	\$ 5,490
Tax (optional tax table)	\$ 15	\$ 23	\$ 142
less: Family tax credit	-80	-240	-240
Tax owed	\$ 0	\$ 0	\$ 0

*For purposes of these examples, “income” means Arizona adjusted gross income plus the dependent exemption amount claimed.

Worksheet for Net Long-Term Capital Gain Subtraction for Assets Acquired After December 31, 2011

2014 Original return 2014 Amended return

(a)		(b)	(c)	(d)
Long-Term Capital Gain or (loss) as reported on federal Schedule D (or other form/schedule) <i>and</i> included in computation of federal adjusted gross income. Enter the total net long-term capital gains or (losses) from the following forms in each applicable column. See page 26 for instructions.		Total net long-term capital gains or (losses) from all assets	Net long-term capital gains or (losses) included in column (b) from assets acquired before January 1, 2012	Net long-term capital gains or (losses) included in column (b) from assets acquired after December 31, 2011
1	Form(s) 8949 <i>Sales and Other Dispositions of Capital Assets; and Form(s) 1099-B, Proceeds from Broker and Barter Exchange Transactions, for long-term transactions directly reported on federal Schedule D.</i>	1		
2	Form(s) 4797 <i>Sales of Business Property</i>	2		
3	Form(s) 2439 <i>Notice to Shareholder of Undistributed Long-Term Capital Gains</i>	3		
4	Form(s) 6252 <i>Installment Sale Income</i>	4		
5	Form(s) 4684 <i>Casualties and Thefts</i>	5		
6	Form(s) 6781 <i>Gains and Losses from Sec. 1256 Contracts and Straddles</i>	6		
7	Form(s) 8824 <i>Like-Kind Exchanges</i>	7		
8	Partnerships, S corporations, estates, and trusts –from AZ 120S Schedule K-1; AZ 165 Schedule K-1; and AZ 141 Schedule K-1	8		
9	Form(s) 1099-DIV <i>Dividends and Distributions</i>	9		
10	Subtotal: for each column, combine the amounts and enter the total.	10		
11	Available long-term capital loss carryover. Enter the amount, if any, in each applicable column.	11		
12	Subtract line 11 from line 10 and enter the difference in each applicable column.	12		
13	For amount to enter on line 13, columns (a) through (c), see the worksheet instructions.	13		
14	Net long-term capital gain or (loss) included in computation of your federal adjusted gross income. Subtract line 13 from line 12 and enter the difference in each applicable column. <ul style="list-style-type: none"> • If the amount on line 14, column (d) is a net capital (loss), you do not qualify to take the subtraction. • If the amount on line 14, column (d) is a net capital gain, enter the result on Form 140, page 1, line 21. Also enter the amount from line 14, column (b) on Form 140, page 1, line 20.	14		

Instructions for completing the worksheet for the subtraction from Arizona gross income for net long-term capital gain from assets acquired *after* December 31, 2011.

Purpose of the Worksheet

You may subtract a percentage of any net long-term capital gain included in your federal adjusted gross income that is from an investment in an asset acquired after December 31, 2011. For tax year 2014, the percentage is 20% (.20).

For purposes of this subtraction, “*qualified*” means an Arizona asset that was acquired *after* December 31, 2011.

To take the allowable subtraction, you must know whether the capital gain or (loss) is considered short-term or long-term. Only the net long-term capital gain from assets acquired *after* December 31, 2011, is used to compute the allowable subtraction. For more information about determining whether a gain or (loss) is short term or long term, see federal *Publication 544* at www.irs.gov.

Who Should Complete the Worksheet?

You *must* complete this worksheet to take the allowable subtraction if you have a net capital gain included in your federal adjusted gross income and the gain includes assets purchased *after* December 31, 2011.

Do *not* complete this worksheet if either of the following applies.

- You do not have any capital gains to report for the current tax year; or
- You do not have any net capital gain from asset(s) acquired *after* December 31, 2011, to report for the current tax year.

General Instructions

1. Enter your name and social security number as shown on Form 140.
2. Check the box if this worksheet is for an original or an amended return.
3. Keep this worksheet for your records.

Line-by-Line instructions

Columns (a) through (d)

- **Column (a)**, lines 1 through 8, lists the federal forms reported on Schedule D. Line 9 identifies the total capital gain distribution(s) reported on Form(s) 1099-DIV.
- **Column (b)** is the **total** amount of long-term capital gains or (losses) reported on Schedule D or other forms/schedules.
- **Column (c)** is the amount of the long-term capital gains or (losses), included in column (b) for assets acquired *before* January 1, 2012.
- **Column (d)** is the amount of the long-term capital gains or (losses), included in column (b) for assets acquired *after* December 31, 2011.

Lines 1 through 8 - Capital Gains or (Losses) Reported on Federal Schedule D.

Enter the long-term capital gain or (loss) from the federal form listed that was reported on your federal Schedule D and included in the computation of your federal adjusted gross income.

Line 9 - Long-Term Capital Gains or (Losses)

Enter the total capital gain distribution(s) reported on Form(s) 1099-DIV and included in your computation of federal adjusted gross income.

NOTE: Some taxpayers are not required to file Schedule D to report certain capital gains or (losses). In these cases, the long-term capital gains or (losses) are reported directly on the taxpayer's income tax return. Enter those items on line 9 of the worksheet.

Line 10 - Subtotal

For each column, combine the amounts listed on lines 1 through 9 and enter the total.

Line 11 - Long-Term Capital Loss Carryover

If you used a long-term capital loss carryover from previous tax years to reduce your long-term capital gains for the current taxable year, enter the amount used to apply to gains from assets acquired before January 1, 2012, in columns (b) and (c).

Line 12 -

Subtract line 11 from line 10 and enter the difference in each applicable column.

Line 13 - Net Capital Gain from Investment in Qualified Small Businesses

To determine the amount to enter on line 13, columns (a), (b) and (c); answer the following questions.

Did you take a subtraction for any net capital gain included in federal adjusted gross income for the taxable year derived from investment in a qualified small business on Arizona Form 140, page 1, line 23?

- If “No”, enter zero on line 13.
- If “Yes”, does that amount include any net long-term capital gain from an investment made *after* December 31, 2011?
 - If “No”, enter zero on line 13.
 - If “Yes”, enter the amount of any net long-term capital gain from an investment made *after* December 31, 2011, and included in the amount subtracted on Arizona Form 140, page 1, line 23.

Line 14 - Net Long-Term Capital Gain or (Loss)

Subtract line 13 from line 12 and enter the difference in each applicable column.

- If the amount on line 14, column (d) is a negative number, you have a net capital loss. You do not qualify to take the subtraction.
- If the amount on line 14, column (d) is a positive number, you have a net long-term capital gain. Enter the result on Form 140, page 1, line 21.

Also, enter the amount from line 14, column (b) on Form 140, page 1, line 20.

Include with your return.

Your Name as shown on Form 140	Your Social Security Number
Spouse's Name as shown on Form 140 (if filing joint)	Spouse's Social Security Number

To itemize on your Arizona return, you must first complete a federal Schedule A. Use Form 140, Schedule A, to adjust the amount shown on the federal Schedule A. Complete Form 140, Schedule A, **only if you are making changes** to the amount shown on the federal Schedule A. See instructions for details.

Adjustment to Medical and Dental Expenses

1 Medical and dental expenses.....	1		00
2 Amount of distributions used to pay qualified medical expenses from your Arizona Long-Term Health Care Savings Account (AZLTHSA) included on line 1.	2		00
3 Medical expenses allowed to be taken as a federal itemized deduction.....	3		00
4 Add line 2 and line 3.....	4		00
5 If line 1 is the same as or more than line 4, subtract line 4 from line 1; otherwise, go to line 6.....	5		00
6 If line 4 is more than line 1, subtract line 1 from line 4.....	6		00

Adjustment to Interest Deduction

7 If you received a federal credit for interest paid on mortgage credit certificates (from federal Form 8396), enter the amount of mortgage interest you paid for 2014 that is equal to the amount of your 2014 federal credit.....	7		00
---	----------	--	----

Adjustment to Gambling Losses

8 Wagering losses allowed as a federal itemized deduction.....	8		00
9 Total gambling winnings included in your federal adjusted gross income.....	9		00
10 Arizona lottery subtraction from Form 140, page 1, line 29.....	10		00
11 Maximum allowable gambling loss deduction: Subtract line 10 from line 9.....	11		00
12 If line 11 is less than line 8, subtract line 11 from line 8; otherwise enter "zero".....	12		00

Adjustment to Charitable Contributions

13 Amount of charitable contributions for which you are claiming a credit under Arizona law.....	13		00
--	-----------	--	----

Other Adjustments

14 Amount allowed as a federal itemized deduction that relates to income not subject to Arizona tax.....	14		00
--	-----------	--	----

Adjusted Itemized Deductions

15 Add the amounts on lines 5 and 7.....	15		00
16 Add the amounts on lines 6, 12, 13 and 14.....	16		00
17 Total federal itemized deductions allowed to be taken on federal return.....	17		00
18 Enter the amount from line 15 above.....	18		00
19 Add lines 17 and 18.....	19		00
20 Enter the amount from line 16 above.....	20		00
21 Arizona itemized deductions: Subtract line 20 from line 19. Enter the result here and on Form 140, page 2, line 43.....	21		00



You must include a copy of federal Form 1040, Schedule A with your return if you itemize your deductions.

THIS PAGE INTENTIONALLY LEFT BLANK

2014 Form 140 Schedule A Itemized Deduction Adjustments

Who Should Complete This Form?

You may itemize on your Arizona return, even if you do not itemize on your federal return. But, to itemize on your Arizona return, you must first complete a federal Schedule A. Use Arizona Form 140, Schedule A, *Itemized Deduction Adjustments*, to adjust the amount shown on the federal Schedule A.

Complete Form 140, Schedule A, only if you are making changes to the amount shown on the federal Schedule A.

You must include the federal Form 1040, Schedule A, with this form.

You must complete Form 140, Schedule A, only if any of the following items apply to you.

1. You are deducting medical and dental expenses.
2. You are claiming a federal credit (from federal Form 8396) for interest paid on mortgage credit certificates.
3. You are deducting gambling losses while taking a subtraction for Arizona lottery winnings.
4. Your deductions claimed on the federal Schedule A include expenses related to income not subject to Arizona tax.
5. You are claiming an Arizona credit for any amount allowed as a charitable contribution.

If any of the above items apply to you, complete a federal Form 1040, Schedule A, and then complete Arizona Form 140, Schedule A, as instructed below.

Do not complete Form 140, Schedule A, if the above items do not apply to you.

If you do not have to complete Form 140, Schedule A, enter the amount from federal Form 1040, Schedule A, on Arizona Form 140, page 2, line 43.

Line-by-Line Instructions

Skip lines 1 through 6 if you are not deducting medical and dental expenses.

In most cases, the deduction allowed on the Arizona return will be larger than the deduction allowed on the federal return. On your Arizona return, you do not have to reduce your medical expenses by a percentage of your federal adjusted gross income.

Complete lines 1 through 6 if you are deducting medical and dental expenses. In most cases, you may deduct more medical expenses on your Arizona return than you can deduct on your federal return. Complete lines 1 through 6 to deduct those expenses that were less than 10% (7.5% for age 65 and over) of your federal adjusted gross income.

Also, complete lines 1 through 6 if you had an Arizona Long-Term Health Care Savings Account (AZLTHSA).

Line 1

Enter the total of your medical and dental expenses. Do not include any expenses that were paid by insurance or other sources. Do not reduce the amount you enter on line 1 by amounts paid from an AZLTHSA.

Do not include the following amounts you paid through an employer-sponsored health insurance plan (cafeteria plan) unless your employer included the amounts in Box 1 of your Form W-2.

- Insurance premiums you paid through the plan.
- Other medical and dental expenses paid by the plan.

If you are self-employed, do not include any amount that you paid for health insurance that you deducted in

computing your federal adjusted gross income. For details about what types of expenses you may deduct, see federal Form 1040, Schedule A.

Line 2

Enter any amount of medical and dental expenses included on line 1 that were paid from your AZLTHSA.

Lines 3 through 6

Complete lines 3 through 6 as instructed on the form.

Line 7

Skip line 7 if you are not claiming a credit for interest paid on mortgage credit certificates on your federal return.

If you claimed this credit on your federal return (using Form 8396), you may deduct the amount of mortgage interest you paid in 2014 that is equal to the amount of that credit. Enter the amount of that interest on line 7.

Lines 8 through 12

Skip lines 8 through 12 if you are not deducting gambling losses.

You may deduct wagering losses only to the extent of your wagering gains. You must complete lines 8 through 12 if both of the following apply.

1. You took a subtraction for Arizona lottery winnings;
and
2. You are claiming a deduction for gambling losses.

Complete lines 8 through 12 as instructed on the form.

Line 13

Skip line 13 if you are not claiming any credit for an amount allowed as a charitable contribution.

You cannot claim both a deduction and a credit for the same charitable contributions. Enter the amount of charitable contributions for which you are claiming a credit.

For example:		
If you claimed a credit on AZ Form:	For:	You must make an entry on line 13 if you deducted the amount contributed as an itemized deduction on federal Form 1040, Schedule A.
321	Contributions to Qualifying Charitable Organizations	
322	Contributions Made or Fees paid to Public Schools	
323	Contributions to Private School Tuition Organization	
331	Donation of School Site	
340	Donations to the Military Family Relief Fund	
348	Contributions to Certified School Tuition Organization - Individual	

If you claimed a private school tuition credit on your 2013 return for a contribution that you made during 2014 (see Arizona Forms 323 and 348), you must make this adjustment on your 2014 return, even though you claimed the credit on your 2013 return.

If you are claiming a credit on your 2014 return for a contribution made during 2015 (see Arizona Forms 323 and 348), you must make this adjustment on your 2015 return, even though you are claiming the credit on your 2014 return.

Line 14

You may not deduct any expense that relates to income not subject to Arizona tax. You must complete line 14 if your federal Schedule A includes such expenses. Such expenses include:

1. Interest or other related expenses incurred to purchase or carry U.S. obligations, when the income is not subject to Arizona tax.
2. State taxes paid to other states for prior years if you were not an Arizona resident for that prior year.
3. Employee business expenses that relate to income not subject to Arizona tax.

This list is not complete. There may be other items included in your federal Schedule A that you cannot deduct on the Arizona return.

Enter the amount of expenses deductible on federal Schedule A that are allocable to income that is not subject to Arizona income tax.

Lines 15 through 21

Complete lines 15 through 21 as instructed on the form.

DO NOT STAPLE ANY ITEMS TO THE RETURN.

STOP! If your Arizona taxable income is \$50,000 or more, you must use Arizona Form 140.

82F Check box 82F if filing under extension

Your First Name and Middle Initial Last Name Your Social Security Number

Spouse's First Name and Middle Initial (if box 4 or 6 checked) Last Name Spouse's Social Security No.

Current Home Address - number and street, rural route Apt. No. Daytime Phone (with area code)

City, Town or Post Office State ZIP Code Last Names Used in Last Four Prior Year(s) (if different)

- 4 Married filing joint return
5 Head of household: Enter name of qualifying child or dependent on next line:
6 Married filing separate return: Enter spouse's name and Social Security Number above.
7 Single

REVENUE USE ONLY. DO NOT MARK IN THIS AREA. 88

Enter the number claimed. Do not put a check mark.

- 8 Age 65 or over (you and/or spouse)
9 Blind (you and/or spouse)
10 Dependents: Do not include self or spouse.
11 Qualifying parents and grandparents

If completing lines 8 through 11, also complete lines 13 through 16.

81 PM 80 RCVD

(Box 10): Dependent Information: Children and other dependents. For more space, (check) and complete page 3.

Table with 6 columns: (a) FIRST AND LAST NAME, (b) SOCIAL SECURITY NO., (c) RELATIONSHIP, (d) NO. OF MONTHS LIVED IN YOUR HOME IN 2014, (e) if this person did not qualify as a dependent on your federal return, (f) if you did not claim this person on your federal return due to educational credits.

(Box 11): Qualifying parents and grandparents. See instructions. For more space, (check) and complete page 3.

Table with 6 columns: (a) FIRST AND LAST NAME, (b) SOCIAL SECURITY NO., (c) RELATIONSHIP, (d) NO. OF MONTHS LIVED IN YOUR HOME IN 2014, (e) if age 65 or over, (f) if died in 2014.

Summary table with 3 columns: Line number, Description, Amount. Includes lines 12-30 for Federal adjusted gross income, Arizona adjusted gross income, balance of tax, and total payments and refundable credits.

Continued on page 2 ->

PLEASE BE SURE TO SIGN THE RETURN ON THE REVERSE SIDE OF THIS PAGE.

Place any required federal and AZ schedules or other documents after Form 140A.

Your Name (as shown on page 1)	Your Social Security Number
--------------------------------	-----------------------------

Voluntary Gifts

31 Enter the amount from page 1, line 29 (Tax Due) or 30 (Overpayment)	31	00	
32 - 42 Voluntary Gifts to:			
Child Abuse Prevention 34	00	Solutions Teams Assigned to Schools..... 32	00
National Guard Relief Fund. 37	00	Domestic Violence Shelter 35	00
Veterans' Donations Fund ... 40	00	Neighbors Helping Neighbors. 38	00
		I Didn't Pay Enough Fund..... 41	00
		Arizona Wildlife..... 33	00
		Political Gift..... 36	00
		Special Olympics 39	00
		Sustainable State Parks and Road Fund..... 42	00
43 Political Party (if amount is entered on line 36 - check only one box):			
431 <input type="checkbox"/> Americans Elect 432 <input type="checkbox"/> Democratic 433 <input type="checkbox"/> Libertarian 434 <input type="checkbox"/> Republican			
44 Total voluntary gifts: Add lines 32 through 42			44 00

Refund or Amount Owed

45 REFUND: If line 31 is an overpayment, subtract line 44 from line 31. If less than zero, enter amount owed on line 46	45	00	
Direct Deposit of Refund: Check box 45A if your deposit will be ultimately placed in a foreign account ; see instructions. 45A <input type="checkbox"/>			
ROUTING NUMBER		ACCOUNT NUMBER	
98			
		C <input type="checkbox"/> Checking or S <input type="checkbox"/> Savings	
46 AMOUNT OWED: If line 31 is a tax due, add lines 31 and 44. Make check payable to Arizona Department of Revenue; write your SSN on payment, and include with your return			46 00

PLEASE SIGN HERE

I have read this return and any documents with it. Under penalties of perjury, I declare that to the best of my knowledge and belief, they are true, correct and complete. Declaration of preparer (other than taxpayer) is based on all information of which preparer has any knowledge.

YOUR SIGNATURE _____ DATE _____ OCCUPATION _____

SPOUSE'S SIGNATURE _____ DATE _____ SPOUSE'S OCCUPATION _____

PAID PREPARER'S SIGNATURE _____ DATE _____ FIRM'S NAME (PREPARER'S IF SELF-EMPLOYED) _____

PAID PREPARER'S STREET ADDRESS _____ PAID PREPARER'S TIN _____

PAID PREPARER'S CITY _____ STATE _____ ZIP CODE _____ PAID PREPARER'S PHONE NUMBER () _____

- If you are sending a payment with this return, mail to Arizona Department of Revenue, PO Box 52016, Phoenix, AZ, 85072-2016. **Include your payment with your return.**
- If you are expecting a refund or owe no tax, or owe tax but are not sending a payment, mail to Arizona Department of Revenue, PO Box 52138, Phoenix, AZ, 85072-2138.

Your Name (as shown on page 1)

Your Social Security Number

Dependent Information - Continuation Sheet from Page 1 Dependents

Include with your return **only** if listing additional dependents.

Complete this form **only** if you need additional space from page 1 to list your dependents.
If you do not list **all** dependents claimed on page 1 of your income tax return, you may lose the exemptions.

Children and other dependents, continued from page 1.

	(a) FIRST AND LAST NAME (Do not list yourself or spouse.)	(b) SOCIAL SECURITY NO.	(c) RELATIONSHIP	(d) NO. OF MONTHS LIVED IN YOUR HOME IN 2014	(e) ✓ if this person did not qualify as a dependent on your federal return	(f) ✓ if you did not claim this person on your federal return due to educational credits
10d					<input type="checkbox"/>	<input type="checkbox"/>
10e					<input type="checkbox"/>	<input type="checkbox"/>
10f					<input type="checkbox"/>	<input type="checkbox"/>
10g					<input type="checkbox"/>	<input type="checkbox"/>
10h					<input type="checkbox"/>	<input type="checkbox"/>
10i					<input type="checkbox"/>	<input type="checkbox"/>
10j					<input type="checkbox"/>	<input type="checkbox"/>
10k					<input type="checkbox"/>	<input type="checkbox"/>
10l					<input type="checkbox"/>	<input type="checkbox"/>
10m					<input type="checkbox"/>	<input type="checkbox"/>
10n					<input type="checkbox"/>	<input type="checkbox"/>
10o					<input type="checkbox"/>	<input type="checkbox"/>
10p					<input type="checkbox"/>	<input type="checkbox"/>
10q					<input type="checkbox"/>	<input type="checkbox"/>
10r					<input type="checkbox"/>	<input type="checkbox"/>
10s					<input type="checkbox"/>	<input type="checkbox"/>
10t					<input type="checkbox"/>	<input type="checkbox"/>
10u					<input type="checkbox"/>	<input type="checkbox"/>

Qualifying parents and grandparents, continued from page 1.

	(a) FIRST AND LAST NAME (Do not list yourself or spouse.)	(b) SOCIAL SECURITY NO.	(c) RELATIONSHIP	(d) NO. OF MONTHS LIVED IN YOUR HOME IN 2014	(e) ✓ if age 65 or over	(f) ✓ if died in 2014
11d					<input type="checkbox"/>	<input type="checkbox"/>
11e					<input type="checkbox"/>	<input type="checkbox"/>
11f					<input type="checkbox"/>	<input type="checkbox"/>
11g					<input type="checkbox"/>	<input type="checkbox"/>
11h					<input type="checkbox"/>	<input type="checkbox"/>
11i					<input type="checkbox"/>	<input type="checkbox"/>
11j					<input type="checkbox"/>	<input type="checkbox"/>
11k					<input type="checkbox"/>	<input type="checkbox"/>

THIS PAGE INTENTIONALLY LEFT BLANK

2014 Resident Personal Income Tax Return (Short Form)

For information or help, call one of the numbers listed:
 Phoenix (602) 255-3381
 From area codes 520 and 928, toll-free (800) 352-4090

Tax forms, instructions, and other tax information
 If you need tax forms, instructions, and other tax information, go to the department's website at www.azdor.gov.

Income Tax Procedures and Rulings
 These instructions may refer to the department's income tax procedures and rulings for more information. To view or print these, go to our website and click on *Legal Research* then click on *Procedures* or *Rulings* and select a tax type from the drop down menu.

Publications and Brochures
 To view or print the department's publications and brochures, go to our website and click on *Publications*.

***e-file* Leave the Paper Behind - e-file!**

- Quick Refunds
- Accurate
- Proof of Acceptance
- Free **

No more paper, math errors, or mailing delays when you *e-file*!

Get your refund quicker with direct deposit option.

e-file today, pay by April 15, 2015, to avoid penalties and interest.

e-file through an Authorized IRS/DOR *e-file* provider or by using your personal computer and the Internet. Visit our website at www.azdor.gov for a listing of approved *e-file* providers and on-line filing sources.

** For free *e-file* requirements, check out our website at www.azdor.gov.

Who Can Use Form 140A?

You can use Form 140A to file for 2014 if **all** of the following apply to you.

- You (and your spouse if married filing a joint return) are full year residents of Arizona.
- Your Arizona taxable income is less than \$50,000, regardless of your filing status.
- You are a calendar year filer.
- You are not making any adjustments to income.
- You do not itemize deductions.
- The **only** tax credits you will claim are:
 The family income tax credit
 The property tax credit
 The credit for increased excise taxes
- You are **not** claiming estimated tax payments.

NOTE: Do not use Form 140A if you are an active duty military member. You may subtract all of your active duty military pay included in your federal adjusted gross income, but you cannot do this on Form 140A. To take this subtraction, you must file your 2014 return using Arizona Form 140. For more information, see Form 140 instructions.

Do You Have to File?

Arizona Filing Requirements These rules apply to all Arizona taxpayers.		
You must file if you are:	and your Arizona adjusted gross income is at least:	or your gross income is at least:
• Single	\$ 5,500	\$15,000
• Married filing joint	\$11,000	\$15,000
• Married filing separate	\$ 5,500	\$15,000
• Head of household	\$ 5,500	\$15,000

If you are an Arizona resident, you must report income from **all** sources. This includes out-of-state income.

To see if you have to file, figure your gross income the same as you would figure your gross income for federal income tax purposes. Then, you should exclude income Arizona law does not tax.

Income Arizona law does not tax includes the following.

- Interest from U.S. Government obligations
- Social security retirement benefits received under Title II of the Social Security Act
- Benefits received under the Railroad Retirement Act
- Active duty military pay
- Pay received for active service as a reservist or a National Guard member

You can find your Arizona adjusted gross income on line 17 of Arizona Form 140A.

NOTE: Even if you do not have to file, you must still file a return to get a refund of any Arizona income tax withheld.

Do You Have to File if You Are an American Indian?

You must file if you meet the Arizona filing requirements unless **all** of the following apply to you.

- You are an enrolled member of an Indian tribe.
- You live on the reservation established for that tribe.
- You earned **all** of your income on that reservation.

Enrolled members of American Indian tribes that must file a return may subtract wages earned while living and working on their tribe's reservation. **If you are eligible to subtract these wages, you must file Form 140.** In this case, do not file Form 140A.

The department issued Income Tax Ruling ITR 96-4 on the Arizona tax treatment of American Indians.

Do You Have to File if You Are the Spouse of an American Indian and You Are Not an Enrolled Indian?

You must file if you meet the Arizona filing requirements. The department issued Income Tax Ruling ITR 96-4 on the tax treatment of spouses of American Indians.

Do You Have to File if You Are in the Military?

You must file if you meet the Arizona filing requirements unless **all** the following apply to you.

- You are an active duty member of the United States armed forces.
- Your only income for the taxable year is pay received for active duty military service.
- There was no Arizona tax withheld from your active duty military pay.

If Arizona tax was withheld from your active duty military pay, you must file an Arizona income tax return to claim any refund you may be due from that withholding.

You must also file an Arizona income tax return if you have any other income besides pay received for active duty military service.

If you are an Arizona resident and you have to file an Arizona return, you should file using Form 140. If you were an Arizona resident when you entered the service, you remain an Arizona resident, no matter where stationed, until you establish a new domicile. As an Arizona resident, you must report all of your income, no matter where stationed. You must include your military pay, but using Form 140, you may subtract all pay received for active duty military service; to the extent it is included in your federal adjusted gross income.

If you are not an Arizona resident, but stationed in Arizona, the following applies to you.

- You are not subject to Arizona income tax on your military pay.
- You must report any other income you earn in Arizona. Use Form 140NR, *Nonresident Personal Income Tax Return*, to report this income.

To find out more, see our brochure, Pub 704, *Taxpayers in the Military*.

Residency Status

If you are not sure if you are an Arizona resident for state income tax purposes, we may be able to help. The department issued Income Tax Procedure ITP 92-1 on determining residency status.

Residents

You are a resident of Arizona if your domicile is in Arizona. Domicile is the place where you have your permanent home. It is where you intend to return if you are living or working temporarily in another state or country.

If you leave Arizona for a temporary period, you are still an Arizona resident while gone. A resident is subject to tax on all income no matter where the resident earns the income.

Part-Year Residents

If you are a part-year resident, you must file Form 140PY, *Part-Year Resident Personal Income Tax Return*.

You are a part-year resident if you did either of the following during 2014.

- You moved into Arizona with the intent of becoming a resident.
- You moved out of Arizona with the intent of giving up your Arizona residency.

Nonresidents

If you are a nonresident, you must file Form 140NR, *Nonresident Personal Income Tax Return*.

What if a Taxpayer Died?

If a taxpayer died before filing a return for 2014, the taxpayer's spouse or personal representative may have to file and sign a return for that taxpayer. A personal representative can be an executor, administrator, or anyone who is in charge of the deceased taxpayer's property.

If the deceased taxpayer did not have to file a return but had tax withheld, a return must be filed to get a refund.

The person who files the return should use the form the taxpayer would have used. The person who files the return should print the word "deceased" after the decedent's name in the address section of the form. Also, enter the date of death after the decedent's name.

If your spouse died in 2014 and you did not remarry in 2014, or if your spouse died in 2015 before filing a return for 2014, you may file a joint return. If your spouse died in 2014, the joint return should show your spouse's 2014 income before death and your income for all of 2014. If your spouse died in 2015, before filing the 2014 return, the joint return should show all of your income and all of your spouse's income for 2014. Print "Filing as surviving spouse" in the area where you sign the return. If someone else is the personal representative, he or she must also sign the return.

Are Any Other Returns Required?

You may also have to file a fiduciary income tax return (Form 141AZ). For details about filing a fiduciary income tax return, call the department at (602) 255-3381.

Claiming a Refund for a Deceased Taxpayer

If you are claiming a refund for a deceased taxpayer, you **must** complete Arizona Form 131, *Claim for Refund on Behalf of Deceased Taxpayer*. Place this form on top of the return.

What Are the Filing Dates and Penalties?

When Should You File?

Your 2014 calendar year tax return is due no later than midnight, April 15, 2015. File your return as soon as you can after January 1, but no later than April 15, 2015.

What if You Cannot File on Time?

You may request an extension if you know you will not be able to file on time.

NOTE: *An extension does not extend the time to pay your income tax. For details, see the instructions for Arizona Form 204.*

To get a filing extension, you can either:

1. Apply for a state extension. To apply for a state extension, file Arizona Form 204 by April 15. See Form 204 for details. You do not have to include a copy of the extension with your return when you file, but make sure that you check box **82F** on page 1 of the return. If you must make a payment, use Arizona Form 204, or visit www.AZTaxes.gov to make an electronic payment.
2. Use your federal extension (federal Form 4868). File your Arizona return by the same due date. You do not have to include a copy of your federal extension with your Arizona return, but make sure that you check box **82F** on page 1 of the return.

When Should You File if You Are a Nonresident Alien?

The due date for your Arizona return is not the same as the due date for your federal return. Your Arizona return is due by April 15 even though your federal return is due on June 15. If you want to file your Arizona return after April 15, you must ask for a filing extension. You must file this request by April 15. Arizona will allow up to a 6-month extension. This will allow you to file your return by October 15, 2015. See Arizona Form 204 for extension filing details.

If you have a federal 6-month extension, you can file your Arizona return under that extension. If you file using your federal extension, Arizona will also allow you an extra 6 months.

Because we will allow only 6 months, the due date for your Arizona return is not the same as the due date for your federal return. In this case, your Arizona return will be due by October 15 even though your federal return will not be due until December 15. If you file your 2014 Arizona calendar year return after October 15, 2015, your return will be late.

What if You File or Pay Late?

If you file or pay late, we will charge you interest and penalties on the amount you owe. If the U.S. Post Office postmarks your 2014 calendar year return by April 15, 2015, your return will not be late. You may also use certain private delivery services designated by the Internal Revenue Service (IRS) to meet the "timely mailing as timely filed" rule.

Late Filing Penalty

If you file late, we will charge you a late filing penalty. This penalty is $4\frac{1}{2}\%$ (.045) of the tax required to be shown on the return for each month or fraction of a month the return is late. This penalty cannot exceed 25% (.25) of the tax found to be remaining due.

Late Payment Penalty

If you pay your tax late, we will charge you a late payment penalty. This penalty is $\frac{1}{2}$ of 1% (.005) of the amount shown as tax for each month or fraction of a month for which the failure continues. We charge this penalty from the original due date of the return until the date you pay the tax. This penalty cannot exceed a total of 10% (.10) of the unpaid tax.

Extension Underpayment Penalty

If you file your return under an extension, you must pay 90% (.90) of the tax shown on your return by the return's original due date. If you do not pay this amount, we may charge you a penalty. This penalty is $\frac{1}{2}$ of 1% (.005) of the tax not paid for each 30-day period or fraction of a 30-day period. We charge this penalty from the original due date of the return until the date you pay the tax.

This penalty cannot exceed 25% (.25) of the unpaid tax. If we charge you the extension underpayment penalty, we will not charge you the late payment penalty under Arizona Revised Statutes (A.R.S.) § 42-1125(D).

NOTE: If you are subject to two or more of the listed penalties, the total cannot exceed 25%.

Interest

We charge interest on any tax not paid by the due date. We will charge you interest even if you have an extension. If you have an extension, we will charge you interest from the original due date until the date you pay the tax. The Arizona interest rate is the same as the federal rate.

When Should You Amend a Return?

If you need to make changes to your return after you have filed, you should file Arizona Form 140X, *Individual Amended Income Tax Return*. You should file your amended return after your original return has processed. **Do not** file a new return for the year you are correcting. Generally, you have four years to amend a return to claim a refund.

If you amend your federal return for any year, you must also file a Form 140X for that year. You must file Form 140X within 90 days of the final determination of the IRS.

If the IRS makes a change to your federal taxable income for any year, you must report that change to Arizona. You may use one of the following two options to report this change.

Option 1

You may file a Form 140X for that year. If you choose this option, you must amend your Arizona return within 90 days of the final determination of the IRS. Include a complete copy of the federal notice with your Form 140X.

Option 2

You may file a copy of the final federal notice with the department within 90 days of the final determination of the IRS. If you choose this option, you must include a statement in which you must:

1. Request that the department recompute your tax; and
2. Indicate if you agree or disagree with the federal notice.


If you do not agree with the federal notice, you must also include any documents that show why you do not agree. If you choose option 2, mail the federal notice and any other documents to:

Arizona Department of Revenue
Individual Income Audit
PO Box 29084
Phoenix, AZ 85038-9084

Find an Authorized e-file Provider

An authorized e-file provider can take the guesswork out of filing taxes.

To find an authorized e-file provider near you visit www.azdor.gov



Tips for Preparing Your Return

- Make sure that you write your SSN on your return.
- Complete your return using black ink.
- You **must** round dollar amounts to the nearest whole dollar. If 50 cents or more, round up to the next dollar; if less than 50 cents, round down. Do not enter cents.
- You must complete your federal return before you can start your Arizona return.
- Make sure you include your daytime telephone number.

Entering Your Name, Address, and SSN

Lines 1, 2, and 3 -

NOTE: Make sure that you write your SSN on the appropriate line.

Print or type your name, address, and SSN in the space provided.

If you are filing a joint return, enter your SSNs in the same order as your names. *If your name appears first on the return, make sure your SSN is the first number listed.*

If you are married filing separately, enter your name and SSN on the first line 1. Enter your spouse's name and SSN on the second line 1.

If you are a nonresident of the United States or a resident alien who does not have an SSN, use the taxpayer identification number (ITIN) the IRS issued to you.

NOTE: Make sure your SSN is correct. If you are filing a joint return, also make sure you list your SSNs in the same order every year.

Make sure that you enter your SSN on your return. Make sure that all SSNs are clear and correct. You may be subject to a penalty if you fail to include your SSN. It will take longer to process your return if SSNs are missing, incorrect, or unclear.

For a deceased taxpayer, see page 2 of these instructions.

Use your current home address. The department will send your refund or correspond with you at that address.

Foreign Addresses

If you have a foreign address, enter the information in the following order: city, province or state, and country. Follow the country's practice for entering the postal code. Do not abbreviate the country name.

Last Name(s) Used in Last 4 Prior Years

If the last name that you or your spouse are using on this return is not the same as the last name you used on returns filed for the last 4 years, enter any other last name(s) that you or your spouse used when filing your return during the last 4 years.

ID Numbers for Paid Preparers

If you pay someone else to prepare your return, that person must also include an identification number where requested.

A paid preparer may use any of the following.

- his or her PTIN
- his or her SSN
- the EIN for the business

A paid preparer who fails to include the proper identification numbers may also be subject to a penalty.

Determining Your Filing Status

The filing status that you use on your Arizona return may be different from that used on your federal return.

Use this section to determine your filing status. Check the correct box (4 through 7) on the front of Form 140A.

Box 4 - Married Filing Joint Return

If you are married and filing a joint return, check box 4.

You may file a joint return if you were married as of December 31, 2014. It does not matter whether or not you were living with your spouse. You may file a joint return, even if you and your spouse filed separate federal returns.

You may file a joint return if your spouse died during 2014 and you did not remarry in 2014. See page 2 of these instructions for details.

The Arizona Form 140A is for full year residents only. You may not file a joint Arizona income tax return on Form 140A if any of the following apply.

1. Your spouse is a nonresident alien (citizen of and living in another country).
2. Your spouse is a resident of another state.
3. Your spouse is a part-year Arizona resident.

If filing a joint return with your nonresident spouse, you must file a joint return using Form 140NR. See Form 140NR instructions.

If filing a joint return with your part-year resident spouse, you must file a joint return using Form 140PY. See Form 140PY instructions.

NOTE: The department has issued a ruling on filing a joint return with your part-year resident or nonresident spouse. This ruling is ITR 14-1.

Box 5 - Head of Household

If you are filing as a head of household, check box 5.

You may file as head of household on your Arizona return, only if one of the following applies.

- You qualify to file as head of household on your federal return.
- You qualify to file as a qualifying widow or widower on your federal return.

Box 6 - Married Filing Separate Return

If you are filing a separate return, check box 6 and enter your spouse's name and SSN on the second line 1.

If you were married as of December 31, 2014, you may choose to file a separate return. You may file a separate return, even if you and your spouse filed a joint federal return.

Arizona is a community property state. If you file a separate return, you must figure how much income to report using community property laws. Under these laws, a separate return must reflect one-half of the community income from all sources plus any separate income.

When you file separate returns, you must account for community deductions and credits on the same basis as community income. Both you and your spouse must either itemize or not itemize. If one of you itemizes, you both must itemize. If one of you takes a standard deduction, you both must take a standard deduction. One of you may not claim a standard deduction while the other itemizes.

If you and your spouse support a dependent child from community income, either you or your spouse may claim the dependent. Both of you cannot claim the same dependent on both returns.

The department issued Income Tax Rulings ITR 93-18 and ITR 93-19 on filing a separate return.

NOTE: In some cases, you may treat community income as separate income. The department has issued a ruling (ITR 93-22) on when you may treat community income as separate income.

If one spouse is a resident and the other spouse is not, other special rules may apply when filing a separate return. The department issued Income Tax Ruling ITR 93-20 on how to report income in this case. For more help, see the department's publication, Pub. 200.

Box 7 - Single


If you are filing as single, check box 7.

Use this filing status if you were single on December 31, 2014. You are single if any of the following apply to you.

- You have never been married.
- You are legally separated under a decree of divorce or of separate maintenance.
- You were widowed before January 1, 2014, and you did not remarry in 2014, and you do not qualify to file as a qualifying widow or widower with dependent children on your federal return.


NOTE: If you got divorced during the year, see our income tax ruling, ITR 14-2; and Publication 200 for help completing your return.

Submits your IRS and AZ Returns at the same time
Calculates Deductions and Exemptions
Checks for Errors before you file
And, Much More



Saves Time ★ Safe ★ Faster Refunds

Most taxpayers using this form are eligible for FREE e-file. Visit www.azdor.gov to see if you qualify.



Exemptions

Write the number of exemptions you are claiming in boxes 8, 9, 10, and 11. **Do not put a check mark.** You may lose the exemption if you put a checkmark in these boxes. You may lose the dependent exemption if you do not complete the Dependent Section, on page 1. You may lose the exemption for qualifying parents or grandparents if you do not complete the Dependent Section, on page 1.

Box 8 - Age 65 and Over

Write "1" in box 8 if you or your spouse were 65 or older in 2014. Write "2" in box 8 if both you and your spouse were 65 or older in 2014.

Box 9 - Blind

Write "1" in box 9 if you or your spouse is totally or partially blind. Write "2" in box 9 if both you and your spouse are totally or partially blind.

If you or your spouse were partially blind as of December 31, 2014, you must get a statement certified by your eye doctor or registered optometrist that:

1. You cannot see better than 20/200 in your better eye with glasses or contact lenses or
2. Your field of vision is 20 degrees or less.

If your eye condition is not likely to improve beyond the conditions listed above, you can get a statement certified by your eye doctor or registered optometrist to that effect instead.

You must keep the statement for your records.

Box 10 - Dependents

NOTE: If a person who qualifies as your dependent is also a qualifying parent or grandparent, you may claim that person as a dependent in Box 10, **or** you may claim that person as a qualifying parent or grandparent in Box 11. You may **not** claim that same person in both Box 10 and Box 11.

You must complete the Dependent section on page 1 of your return before you can total your dependent exemptions.

You may claim only the following as a dependent.

- A person that qualifies as your dependent on your federal return.

NOTE: If you do not claim a dependent exemption for a student on your federal return in order to allow the student to claim a federal education credit on the student's federal return, you may still claim the exemption on your Arizona return. For more information, see Arizona Individual Income Tax Ruling ITR 05-02 at www.azdor.gov.

- A person who is age 65 or over (related to you or not) that does not qualify as your dependent on your federal return, but one of the following applies.
 1. In 2014, you paid more than one-fourth of the cost of keeping this person in an Arizona nursing care institution, an Arizona residential care institution, or an Arizona assisted living facility. Your cost must be more than \$800.
 2. In 2014, you paid more than \$800 for either Arizona home health care or other medical costs for the person.
- A stillborn child if the following apply:
 1. The stillbirth occurred during 2014.
 2. You received a certificate of birth resulting in stillbirth from the Arizona Department of Health Services.
 3. The child would have otherwise been a member of your household.

Box 11 - Qualifying Parents and Grandparents

NOTE: If a person who is a qualifying parent or grandparent also qualifies as your dependent, you may claim that person as a dependent in Box 10, **or** you may claim that person as a qualifying parent or grandparent in Box 11. You may **not** claim that same person as a dependent and a qualifying parent or grandparent.

You must complete the Dependent Section on page 1, before you can total your exemptions for qualifying parents and grandparents. A qualifying parent or grandparent may be any one of the following.

- Your parent or your grandparent, great grandparent, great great grandparent, etc.
- If married filing a joint return, your spouse's parent or your spouse's grandparent.

You may claim this exemption if **all** of the following apply.

1. The parent or grandparent was 65 years old or older during 2014.
2. The parent or grandparent lived in your principal residence for the entire taxable year.

If your parent or grandparent died during the taxable year, this requirement will still be met if he or she lived with you for the entire part of the year in which he or she was alive. Temporary absences by the parent or

grandparent for special circumstances, such as a hospital stay or care in a hospice facility, count as time lived in the taxpayer's principle residence.

3. You paid more than one-half of the support and maintenance costs of the parent or grandparent during the taxable year.

To help you determine if you paid more than one-half of your parent or grandparent's support during the taxable year, it is recommended that you review the department's Income Tax Procedure, ITP 14-1, and complete the worksheet. Keep the worksheet for your records.

4. The parent or grandparent required assistance with activities of daily living.

The term "activities of daily living" means two or more of the listed categories activities of daily living. Activities of daily living include both basic activities of daily living and instrumental activities of daily living. The categories of activities of daily living are dressing, eating, ambulating, toileting, medicating and hygiene, shopping, housekeeping, managing personal finances, basic communication, food-preparation and transportation.

For more information regarding what the term "activities of daily living" means when determining an Arizona resident taxpayer's eligibility for this exemption, see the department's Income Tax Ruling, ITR 14-3.

To help you determine if your parent or grandparent required assistance with activities of daily living to meet this requirement, it is recommended that you review the department's Income Tax Procedure, ITP 14-2, and complete the check-list. Keep the check-list for your records.

Completing the Dependent Section

If you need additional lines to list **all** of your dependents, including qualifying parents and grandparents, **complete page 3, Dependent Information – Continuation Sheet**, and include this page with your return. **Be sure to check the box on page 1 indicating you are completing page 3.** Do not include page 3 with your return if you do not use it.

Dependent information: children and other dependents

Enter the following.

- a) The dependent's name. If you are claiming an exemption for a stillborn child and the child was not named, enter "stillborn child" in place of a name.
- b) The dependent's SSN. If you are claiming an exemption for a stillborn child enter the certificate number from the certificate of birth resulting in stillbirth.
- c) The dependent's relationship to you.
- d) The number of months the dependent lived in your home during 2014. If you are claiming an exemption for a stillborn child, enter the date of birth resulting in the stillbirth.
- e) Check the box if this person did not qualify as a dependent on your federal return.

- f) Check the box if you did not claim this person (student) as an dependent on your federal return in order to allow that student to claim a federal education credit on the student's federal return.

You may lose the exemption if you do not furnish this information.

Enter the total number of dependents listed on line 10 (Box).

Qualifying parents and grandparents

Enter the following.

- a) The name of the qualifying parent or grandparent.
- b) The SSN of the qualifying parent or grandparent.
- c) The qualifying parent's or grandparent's relationship to you, or your spouse if filing a joint return.
- d) The number of months the qualifying parent or grandparent lived in your home during 2014.
- e) Check the box if this person is age 65 or older.
- f) Check the box if died in 2014.

You may lose the exemption if you do not furnish this information.

Enter the total number of dependents listed on line 11 (box).

Totaling Your Income

Line 12 - Federal Adjusted Gross Income

You must complete your federal return before you enter an amount on line 12. You must complete a 2014 federal return to figure your federal adjusted gross income. You must complete a federal return even if you do not have to file a federal return.

Arizona uses federal adjusted gross income as a starting point to determine Arizona taxable income. Your federal adjusted gross income is your Arizona gross income.

NOTE: *Be sure to use your federal adjusted gross income and not your federal taxable income.*

Exemptions

Line 13 - Age 65 or Over

Multiply the number you entered in box 8 by \$2,100.

Line 14 - Blind

Multiply the number you entered in box 9 by \$1,500.

Line 15 - Dependents

Multiply the number you entered in box 10 by \$2,300.

Line 16 - Qualifying Parents and Grandparents

Multiply the number you entered in box 11 by \$10,000.

Line 17 – Arizona Adjusted Gross Income

Subtract lines 13, 14, 15 and 16 from line 12.

Figuring Your Tax

Line 18 - Standard Deduction

If your filing status is:	Your standard deduction is:
• Single	\$5,009
• Married filing separate	\$5,009
• Married filing joint	\$10,010
• Head of household	\$10,010

Line 19 - Personal Exemptions

The amount you may claim as a personal exemption depends on your filing status. If married, the amount you may claim as a personal exemption also depends on whether you or your spouse claims dependents.

You may use the following chart to figure your personal exemption. If married, you may also use Arizona Form 202, *Personal Exemption Allocation Election*, to figure your personal exemption.

Personal Exemption Chart	
If you checked filing status:	Enter:
Single (Box 7)	\$2,100
Married filing joint (Box 4) and claiming no dependents (Box 10)	\$4,200
Married filing joint (Box 4) and claiming at least one dependent (Box 10 excluding persons listed line D1 who did not qualify as a dependent on your federal return.)	\$6,300
Head of household and you are not married (Box 5)	\$4,200
Head of household and you are a married person who qualifies to file as head of household (Box 5)	\$3,150 or Complete Form 202
Married filing separate (Box 6) with neither spouse claiming any dependents (Box 10)	\$2,100 or Complete Form 202
Married filing separate (Box 6) with one spouse claiming at least one dependent (Box 10 excluding persons listed line D1 who did not qualify as a dependent on your federal return.)	\$3,150 or Complete Form 202

A married couple who does not claim any dependents may take one personal exemption of \$4,200. If the husband and wife file separate returns, either spouse may take the entire \$4,200 exemption, or the spouses may divide the \$4,200 between them. You and your spouse must complete Form 202 if either you or your spouse claims a personal exemption of more than \$2,100. If you and your spouse do not complete Form 202, you may take an exemption of only \$2,100 (one-half of the total \$4,200).

A married couple who claims at least one dependent may take one personal exemption of \$6,300. If the husband and wife file separate returns, either spouse may take the entire \$6,300

exemption, or the spouses may divide the \$6,300 between them. You and your spouse must complete Form 202 if either you or your spouse claims a personal exemption of more than \$3,150. If you and your spouse do not complete Form 202, you may take an exemption of only \$3,150 (one-half of the total \$6,300).

If you are a married person who qualifies to file as a head of household, you may take the entire \$6,300 personal exemption or you may divide the exemption with your spouse. You and your spouse must complete Form 202 if either you or your spouse claims a personal exemption of more than \$3,150. If you and your spouse do not complete Form 202, you may take an exemption of only \$3,150 (one-half of the total \$6,300).

The spouse who claims more than one-half of the total personal exemption must include the original Form 202 with his or her return. The spouse who claims less than one-half of the total personal exemption must include a copy of the completed Form 202 with his or her return.

Line 20 - Arizona Taxable Income


Subtract lines 18 and 19 from line 17 and enter the difference. Use this amount to find your tax using the Optional Tax Tables.

STOP! You must file a Form 140 if your Arizona taxable income is \$50,000 or more.

Line 21 - Tax Amount

Enter the tax from the Optional Tax Tables.

Line 22 - Family Income Tax Credit

 *e-file* software will let you know if you are eligible and will figure the credit for you.

NOTE: The family income tax credit will only reduce your tax and cannot be refunded.

You may take this credit if your income does not exceed the maximum income allowed for your filing status. You may qualify for this credit even if your parents can claim you as a dependent on their income tax return.

- Complete Steps 1, 2, and 3 to see if you qualify for this credit.
- If you qualify to take this credit, complete the worksheet in Step 4.

Step 1

Enter the amount from Form 140A, page 1, line 12.	\$
---	----

Step 2

Look at the following tables. Find your filing status.

- Use Table I if married filing a joint return.
- Use Table II if head of household.
- Use Table III if single or married filing a separate return.

Step 3

- Look at the column (a) labeled "number of dependents" and find the number of dependents you are claiming (Form 140A, page 1, box 10, excluding persons listed who did not qualify as your dependent on your federal return).

- Find the maximum income [in column (b)] for the number of dependents you are claiming.
- Compare that income [the amount in column (b)] with the income listed in Step 1.

If the amount entered in Step 1 is equal to or less than the maximum income allowed for the number of dependents you are claiming on Form 140A, page 1, box 10, excluding persons listed who did not qualify as your dependent on your federal return, you qualify to take this credit.

To figure your credit, complete Step 4.

Table I - Married Filing Joint	
Column (a)	Column (b)
Number of dependents you are claiming on Form 140A, page 1, box 10, excluding persons listed who did not qualify as a dependent on your federal return.	Maximum Income
• 0 or 1	\$20,000
• 2	\$23,600
• 3	\$27,300
• 4 or more	\$31,000

Table II - Head of Household	
Column (a)	Column (b)
Number of dependents you are claiming on Form 140A, page 1, box 10, excluding persons listed who did not qualify as a dependent on your federal return.	Maximum Income
• 0 or 1	\$20,000
• 2	\$20,135
• 3	\$23,800
• 4	\$25,200
• 5 or more	\$26,575

Table III - Single or Married Filing Separate	
Column (a)	Column (b)
Number of dependents you are claiming on Form 140A, page 1, box 10, excluding persons listed who did not qualify as a dependent on your federal return.	Maximum Income
• 0 or more	\$10,000

Step 4

If you qualify to take the credit, complete the following worksheet.

Worksheet for 2014 Family Income Tax Credit You must complete Steps 1 through 3 before you complete this Worksheet.	
1. Enter the number of dependents you entered on Form 140A, page 1, box 10, excluding persons listed who did not qualify as a dependent on your federal return.	
2. Number of personal exemptions. If you checked filing status 4, enter the number 2. If you checked filing status 5, 6, or 7, enter the number 1.	
3. Add lines 1 and 2. Enter the total.	
4. Multiply the number on line 3 by \$40. Enter the result.	
5. If you checked filing status 4 or 5, enter \$240 here. If you checked filing status 6 or 7, enter \$120 here.	
6. Family income tax credit. Enter the lesser of line 4 or line 5. Also, enter this amount on Form 140A, page 1, line 22.	

Line 23 - Balance of Tax

Subtract line 22 from line 21. If line 22 is more than line 21, enter zero.

Totaling Payments and Credits

Line 24 - Arizona Income Tax Withheld

Enter the Arizona income tax withheld shown on the Form(s) W-2 from your employer. Include the Form(s) W-2 after the last page of your return.

NOTE: You should receive your Form(s) W-2 no later than January 31. If you did not receive a Form W-2 or you think your Form W-2 is wrong, contact your employer.

Line 25 - 2014 Arizona Extension Payment (Form 204)

Use this line to report the payment you sent with your extension request or the electronic extension payment you made using www.AZTaxes.gov.

Line 26 - Increased Excise Tax Credit

You may take this credit if you meet all of the following:

1. You meet the income threshold for your filing status.
2. You are not claimed as a dependent by any other taxpayer.
3. You were not sentenced for at least 60 days of 2014 to a county, state, or federal prison.

If you are married filing a joint return, or a head of household, you may take this credit if the amount on Form 140A, line 12, is \$25,000 or less. If you are single or married filing a separate return, you may take this credit if the amount on Form 140A, line 12, is \$12,500 or less.

To figure your credit, complete the following worksheet. Do not complete the following worksheet if you are claiming the property tax credit on Arizona Form 140PTC. Use Form 140PTC to figure both the credit for increased excise taxes and the property tax credit.

If you are claiming both the credit for increased excise taxes and the property tax credit, enter the increased excise tax credit from Form 140PTC, line 17, here and enter the property tax credit from Form 140PTC, line 15, on Form 140A, line 27.

Tax Tip: To claim a property tax credit, you must file your claim or extension request by April 15, 2015. You cannot claim this credit on an amended return if you file the amended return after the due date of your return.

Credit for Increased Excise Taxes Worksheet		
If you checked filing status 4 or 5, is the amount on Form 140A, line 12, \$25,000 or less? If you checked filing status 6 or 7, is the amount on Form 140A, line 12, \$12,500 or less?	<i>Check one</i>	
	Yes	No
If you checked no, STOP. You do not qualify for this credit. If you checked yes, complete the rest of this worksheet.		
1. Enter the number of dependents you entered on Form 140A, box 10, excluding persons who did not qualify as your dependent on your federal return. Also, exclude any dependent that is not an Arizona resident.		
2. Number of personal exemptions. If you checked filing status 4, enter the number 2 here. If you checked filing status 5, 6, or 7, enter the number 1 here.		
3. Add lines 1 and 2. Enter the total.		
4. Multiply the amount on line 3 by \$25. Enter the result.		
5. Maximum credit.	\$100	00
6. Enter the smaller of line 4 or line 5 here and also on Form 140A, page 1, line 26.		

NOTE: The credit cannot exceed \$100 per household. Do not claim this credit if someone else in your household has already claimed \$100 of the credit. If someone else in your household has claimed less than \$100, you may claim the credit as long as all credit claims filed from your household do not exceed \$100.

Line 27 - Property Tax Credit

You may claim the property tax credit if you meet **all** the following.

1. You were either 65 or older in 2014 or, if under age 65, you were receiving SSI Title 16 income from the Social Security Administration.

NOTE: SSI Title 16 income is not the normal Social Security disability.

2. You were an Arizona resident for the full year in 2014.
3. You paid property tax on your Arizona home in 2014. You paid rent on taxable property for the entire year or you did a combination of both.
4. If you lived alone, your total household income was under \$3,751. If you lived with others, the total household income was under \$5,501. To see what income is included in household income, see Arizona Form 140PTC instructions.

Complete Form 140PTC to figure your credit. Enter the amount from Form 140PTC, page 1, line 15. Include Form 140PTC with your return.

Figuring Your Overpayment or Tax Due

Line 28 - Total Payments and Credits

Add lines 24 through 27. Enter the total.

Line 29 - Tax Due

If line 23 is more than line 28, you have tax due. Subtract line 28 from line 23. Skip line 30.

Line 30 - Overpayment

If line 28 is more than line 23, subtract line 23 from line 28 and enter the difference.

Line 31 -

Enter the amount from page 1, line 29 (Tax Due) or 30 (Overpayment).

Making Voluntary Gifts

You can make voluntary gifts to each of the funds shown below. A gift will reduce your refund or increase the amount due with your return.

NOTE: If you make a gift, you cannot change the amount of that gift later on an amended return.

Line 32 - Solutions Teams Assigned to Schools

You may give some or all of your refund to the Solutions Teams Assigned to Schools Fund. You may also give more than your entire refund. If you send in additional money with your return, include that amount on line 46. Enter the amount you want to donate on line 32.

Gifts go to the Arizona Assistance for Education Fund. The Arizona Board of Education will distribute money to the Arizona Department of Education to fund solutions teams assigned to schools.

Line 33 - Arizona Wildlife Fund

You may give some or all of your refund to the Arizona Wildlife Fund. You may also give more than your entire refund. If you send in additional money with your return, include that amount on line 46. Enter the amount you want to donate on line 33.

Your gift to the Arizona Wildlife Fund helps protect wildlife in the state. Many species like bald eagles, Apache trout, and black-footed ferrets benefit from your gifts to this fund. Gifts are also used to improve areas for watching wildlife statewide.

Line 34 - Child Abuse Prevention Fund

You may give some or all of your refund to the Arizona Child Abuse Prevention Fund. You may also give more than your entire refund. If you send in additional money with your return, include that amount on line 46. Enter the amount you want to donate on line 34.

Gifts go to the Arizona Child Abuse Prevention Fund. This fund provides financial aid to community agencies for child abuse prevention programs.

Line 35 - Domestic Violence Shelter Fund

You may give some or all of your refund to the Domestic Violence Shelter Fund. You may also give more than your

entire refund. If you send in additional money with your return, include that amount on line 46. Enter the amount you want to donate on line 35.

Gifts go to the Domestic Violence Shelter Fund. This fund provides financial aid to shelters for victims of domestic violence.

Line 36 – Political Gift

You may give some or all of your refund to a political party. You may also give more than your entire refund. If you send in additional money with your return, include that amount on line 46. Enter the amount you want to donate on line 36.

Gifts go to one of the following political parties.

- Americans Elect
- Democratic
- Libertarian
- Republican

Line 37 - National Guard Relief Fund

You may give some or all of your refund to the National Guard Relief Fund. You may also give more than your entire refund. If you send in additional money with your return, include that amount on line 46. Enter the amount you want to donate on line 37.

Gifts go to the National Guard Relief Fund. This fund provides financial aid to families of Arizona National Guard members when the National Guard member is placed on active duty and is serving in a combat zone.

Line 38 - Neighbors Helping Neighbors Fund

You may give some or all of your refund to the Neighbors Helping Neighbors Fund. You may also give more than your entire refund. If you send in additional money with your return, include that amount on line 46. Enter the amount you want to donate on line 38.

Gifts go to the Neighbors Helping Neighbors Fund. This fund provides eligible recipients with emergency aid in paying energy utility bills and conserving energy.

Line 39 - Special Olympics Fund

You may give some or all of your refund to the Special Olympics Fund. You may also give more than your entire refund. If you send in additional money with your return, include that amount on line 46. Enter the amount you want to donate on line 39.

Gifts go to the Special Olympics Fund. This fund helps provide programs of the Arizona Special Olympics.

Line 40 - Veterans' Donations Fund

You may give some or all of your refund to the Veterans' Donations Fund. You may also give more than your entire refund. If you send in additional money with your return, include that amount on line 46. Enter the amount you want to donate on line 40.

Gifts go to the Veterans' Donations Fund, which may be used for veterans in Arizona.

Line 41 - I Didn't Pay Enough Fund

You may give some or all of your refund to the I Didn't Pay Enough Fund. You may also give more than your entire refund. If you send in additional money with your return,

include that amount on line 46. Enter the amount you want to donate on line 41.

Gifts that you make to the I Didn't Pay Enough Fund will aid the state by going to the Arizona general fund.

Line 42 - Sustainable State Parks and Roads Fund

You may give some or all of your refund to the Sustainable State Parks and Roads Fund. You may also give more than your entire refund. If you send in additional money with your return, include that amount on line 46. Enter the amount you want to donate on line 42.

Gifts that you make to the Sustainable State Parks and Roads Fund will aid the state to operate, maintain and make capital improvements to buildings, roads, parking lots, highway entrances and any related structure used to operate state parks.

Line 43 - Political Party

If line 36 has an amount entered, check the box for the political party to which you wish to give. You may select only one party. If you do not select a political party, the department will return the amount on line 36.

Line 44 - Total Voluntary Gifts

Add lines 32 through 42 and enter the total.

Figuring Your Refund or Tax Due

Line 45 - Refund

If line 31 is an overpayment, subtract line 44 from line 31. Enter your refund on line 45 and skip line 46.

If you owe money to any Arizona state agency, court, county, incorporated city or town and certain federal agencies, your refund may go to pay some of the debt. If so, the department will let you know by letter.

Tax Tip: *If you change your address before you get your refund, let the department know. Write to Refund Desk, Arizona Department of Revenue, PO Box 29216, Phoenix, AZ 85038-9216. Include your SSN in your letter.*

Direct Deposit of Refund

Complete the direct deposit line if you want us to directly deposit the amount shown on line 45 into your account at a bank or other financial institution (such as a mutual fund, brokerage firm or credit union) instead of sending you a check.

NOTE: *Check the box on line 45A if the direct deposit will ultimately be placed in a foreign account. If you check box 45A, do not enter your routing or account numbers. If this box is checked, we will not direct deposit your refund. We will send you a check instead.*

Why Use Direct Deposit?

- You will get your refund fast – even faster if you e-file!
- Payment is more secure - there is no check to get lost.
- It is more convenient. No trip to the bank to deposit your check.
- Saves tax dollars. A refund by direct deposit costs less to process than a check.

NOTE: We are not responsible for a lost refund if you enter the wrong account information. Check with your financial institution to get the correct routing and account numbers and to make sure your direct deposit will be accepted.

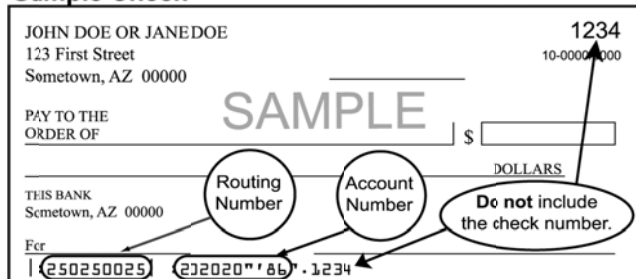
Routing Number

MAKE SURE YOU ENTER THE CORRECT ROUTING NUMBER.

The routing number must be nine digits. The first 2 digits must be 01 through 12 or 21 through 32. Otherwise, the direct deposit will be rejected and a check sent instead. On the sample check, the routing number is 250250025.

Your check may state that it is payable through a financial institution different from the one at which you have your checking account. If so, **do not** use the routing number on that check. Instead, contact your financial institution for the correct routing number to enter here.

Sample Check



Note: The routing and account numbers may be in different places on your check.

Account Number

MAKE SURE YOU ENTER THE CORRECT ACCOUNT NUMBER.

The account number can be up to 17 characters (both numbers and letters). **DO NOT** include hyphens, spaces, or special symbols.

Enter the number from left to right and leave any unused boxes blank. On the sample check, the account number is 20202086. Be sure **not** to include the check number.

NOTE: If the direct deposit is rejected, a check will be sent instead.

Line 46 - Amount Owed

If line 31 is a tax due, add lines 31 and 44. Enter the amount you owe on line 46. If you are making voluntary donations on lines 32 through 42 in excess of your overpayment, enter the difference on line 46. You may pay only with a check, electronic check, money order, or credit card.

Check or money order

NOTE: Include your check or money order with your return. Please do not send cash.

Make your check payable to Arizona Department of Revenue. Write your SSN and tax year on the front of your check or money order.

The department cannot accept checks or money orders in foreign currency. You must make payment in U.S. dollars.

Electronic payment from your checking or savings account

You can make an electronic payment from your checking or savings account to pay your balance due for 2014. There is no fee to use this method. To make an electronic payment, go to www.AZTaxes.gov and click on the “Make a Payment” link. The “E-Check” option in the “Payment Method” drop-down box will debit the amount from the checking or savings account that you specify. If you make an electronic payment from your checking or savings account, you will receive a confirmation number. **Please keep this confirmation number as proof of payment.**

NOTE: You may not make an electronic payment from your checking or savings account if the payment will ultimately be coming from a foreign account. In this case, you must pay by check or money order.

Credit card payment

You can pay with your Discover, MasterCard, Visa, or American Express credit card. Go to www.AZTaxes.gov and click on the “Make a Payment” link and choose the credit card option. This will take you to a third party vendor site (provider). The provider **will charge** you a convenience fee based on the amount of your tax payment. The provider will tell you what the fee is during the transaction; you will have the option to continue or cancel the transaction. If you complete the credit card transaction, you will receive a confirmation number. **Please keep this confirmation number as proof of payment.**

Installment Payments

If you cannot pay the full amount shown on line 46 when you file, you may ask to make monthly installment payments. To make this request, complete Arizona Form 140-IA and mail the completed form to the address on the Form 140-IA. **Do not mail Form 140-IA with your income tax return.** You may obtain Arizona Form 140-IA from our website at www.azdor.gov.

If you cannot pay the full amount shown on line 46, you will be charged interest and may be charged a late payment penalty on the tax not paid by April 15, 2015. To limit the interest and penalty charges, pay as much of the tax as possible when you file.

Sign Your Return

You must sign your return. If married filing a joint return, both you and your spouse must sign even if only one had income. Form 140A is not considered a valid return unless you sign it. If the return does not have the proper signatures, the department cannot send a refund check.

Instructions Before Mailing

- **DO NOT STAPLE YOUR RETURN. DO NOT STAPLE ANY SCHEDULE, FORM OR PAYMENT TO YOUR RETURN.**
- Make sure your **NAME** is on the return.
- Make sure your **SSN** is on your return.
- Be sure you enter your daytime telephone number in the space provided on the front of your return.
- Check to make sure that your math is correct. A math error can cause delays in processing your return.

- If claiming **dependent** exemptions, write the number of dependents claimed on the **front** of the return. On page 2 of the return, also write each dependent's name, relationship, SSN, and the number of months that he or she lived in your home.
- If claiming exemptions for qualifying parents or grandparents, write the number of qualifying parents or grandparents claimed on the **front** of the return. On page 1 of the return, also write each parent's or grandparent's name, relationship, SSN, and the number of months that he or she lived in your home.
- Check the **boxes** to make sure you filled in all required boxes.
- If you requested a filing extension, make sure that you check box **82F** on page 1 of the return.
- Sign your return and have your spouse sign, if filing jointly.
- Write your SSN and tax year on the front of your check. Include your check with your return.

The Department of Revenue may charge you \$25 for a check returned unpaid by your financial institution.

- Include **all** required documents.
 1. Include Form(s) W-2 after the last page of your return.
 2. If you are claiming a property tax credit, include a completed Form 140PTC and all required documents.
- Do not send correspondence with your return.

Filing Your Return

Before you mail your return, make a copy of your return. Also, make a copy of any schedules that you are sending in with your return. Keep the copies for your records. Be sure that you file the original and not a copy.

To avoid delays, if you are mailing more than one return, please use separate envelopes for each return.

Where Should I Mail My Return?

If you are sending a payment with this return, mail the return to:

Arizona Department of Revenue
PO Box 52016
Phoenix, AZ 85072-2016

If you are expecting a refund, or owe no tax, or owe tax but are not sending a payment, mail the return to:

Arizona Department of Revenue
PO Box 52138
Phoenix, AZ 85072-2138

Make sure you put enough postage on the envelope.

The U.S. Post Office must postmark your return or extension request by midnight April 15. A postage meter postmark will not qualify as a timely postmark. *Only a postmark from the U.S. Post Office will qualify.* You may also use certain private delivery services designated by the IRS to meet the "timely mailing as timely filed" rule.

How Long to Keep Your Return

You must keep your records as long as they may be needed for the administration of any provision of Arizona tax law. Generally, this means you must keep records that support items shown on your return until the period of limitations for that return runs out.

The period of limitations is the period of time in which you can amend your return to claim a credit or refund or the department can assess additional tax. A period of limitations is the limited time after which no legal action can be brought. Usually, this is four years from the date the return was due or filed.

In some cases, the limitation period is longer than four years. The period is six years from when you file a return if you underreport the income shown on that return by more than 25% (.25). The department can bring an action at any time if a return is false or fraudulent, or you do not file a return. To find out more about what records you should keep, get federal Publication 552.

Where is my Refund?

You can check on your refund by visiting www.azdor.gov or AZTaxes.gov and clicking on "Where's my refund?" or you may call one of the numbers listed on page 1 of these instructions. Before you call, be sure to have a copy of your 2014 tax return on hand. You will need to know your SSN, your filing status and your 5-digit ZIP Code.

Contacting the Department

Your tax information on file with the department is confidential. If you want the department to discuss your tax matters with someone other than yourself, you must authorize the department to release confidential information to that person.

You may use Arizona Form 285 to authorize the department to release confidential information to your appointee. See Form 285 for details.

EXAMPLES: HOW MUCH INCOME CAN YOU HAVE AND PAY NO TAXES?

You still have to file a return, but you pay no taxes if your income is less than the levels shown in the chart below. ***For purposes of this chart, "income" means Arizona adjusted gross income plus the dependent exemption claimed** (Form 140, page 2, line 42 plus the amount on Form 140, page 2, line 40; or Form 140A, page 1, line 17, plus the amount on Form 140A, page 1, line 15, or Form 140EZ, page 1, line 6). **To rely on this chart, you must claim the family income tax credit, if you qualify.**

FILING STATUS				
NUMBER OF DEPENDENTS	SINGLE	MARRIED FILING SEPARATE	UNMARRIED HEAD OF HOUSEHOLD	MARRIED FILING JOINT
0	\$ 8,658	\$ 8,658	N/A	\$ 17,309
1	(A) 10,000	10,478	\$ 19,609	20,000
2	11,728	12,778	20,135	23,600
3	14,028	15,078	23,800	27,300
4	16,328	17,378	25,200	(C) 31,000
5	18,628	19,678	(B) 26,575	31,000

	(A) single, \$10,000 income*, one dependent	(B) unmarried head of household, \$26,575 income*, five dependents	(C) married filing joint, \$31,000 income*, four dependents
Income*	\$ 10,000	\$ 26,575	\$ 31,000
less: Dependent exemption	-2,300	-11,500	-9,200
Standard deduction	-5,009	-10,010	-10,010
Personal exemption	-2,100	-4,200	-6,300
Net taxable income	\$ 591	\$ 865	\$ 5,490
Tax (optional tax table)	\$ 15	\$ 23	\$ 142
less: Family tax credit	-80	-240	-240
Tax owed	\$ 0	\$ 0	\$ 0

THIS PAGE INTENTIONALLY LEFT BLANK

DO NOT STAPLE ANY ITEMS TO THE RETURN.

Arizona Form 140EZ

Resident Personal Income Tax Return (EZ Form)

FOR CALENDAR YEAR 2014

1 Your First Name and Middle Initial Last Name Your Social Security Number
1 Spouse's First Name and Middle Initial (if box 4 is checked) Last Name Spouse's Social Security No.
2 Current Home Address - number and street, rural route Apt. No. Daytime Phone (with area code)
3 City, Town or Post Office State ZIP Code Last Names Used in Last Four Prior Year(s) (if different)

Enter your SSN(s).

82F Check box 82F if filing under extension

- STOP You must use Arizona Form 140 if:
• Your Arizona taxable income on line 8 is \$50,000 or more.
• You are claiming estimated payments.
• You are taking a subtraction for:
- active duty military pay
- wages earned on Indian reservation(s)

REVENUE USE ONLY. DO NOT MARK IN THIS AREA.
88
81 PM 80 RCVD

FILING STATUS: Check one box.
4 Married filing joint return
5 Single

Table with 3 columns: Line number, Description, Amount. Includes lines 6-17 for income, deductions, and tax due/refund.

98 ROUTING NUMBER ACCOUNT NUMBER C Checking or S Savings

I have read this return and any documents with it. Under penalties of perjury, I declare that to the best of my knowledge and belief, they are true, correct and complete.

PLEASE SIGN HERE
YOUR SIGNATURE DATE OCCUPATION
SPOUSE'S SIGNATURE DATE SPOUSE'S OCCUPATION
PAID PREPARER'S SIGNATURE DATE FIRM'S NAME (PREPARER'S IF SELF-EMPLOYED)
PAID PREPARER'S STREET ADDRESS PAID PREPARER'S TIN
PAID PREPARER'S CITY STATE ZIP CODE PAID PREPARER'S PHONE NUMBER

- If you are sending a payment with this return, mail to: Arizona Department of Revenue, PO Box 52016, Phoenix, AZ, 85072-2016. Include the payment with Form 140EZ.
• If you are expecting a refund or owe no tax, or owe tax but are not sending a payment, mail to: Arizona Department of Revenue, PO Box 52138, Phoenix, AZ, 85072-2138.

Place any required federal and AZ schedules or other documents after Form 140EZ.

THIS PAGE INTENTIONALLY LEFT BLANK

2014 Resident Personal Income Tax Return (EZ Form)

Arizona Form 140EZ

For information or help, call one of the numbers listed:

Phoenix (602) 255-3381
From area codes 520 and 928, toll-free (800) 352-4090

Tax forms, instructions, and other tax information

If you need tax forms, instructions, and other tax information, go to the department's website at www.azdor.gov.

Income Tax Procedures and Rulings

These instructions may refer to the department's income tax procedures or rulings for more information. To view or print these, go to our website and click on *Legal Research* then click on *Procedures* or *Rulings* and select a tax type from the drop down menu.

Publications and Brochures

To view or print the department's publications and brochures, go to our website and click on *Publications*.

Leave the Paper Behind - e-file!



- Quicker Refunds
- Accurate
- Proof of Acceptance
- Free **

No more paper, math errors, or mailing delays if you *e-file!*

Get your refund quicker with direct deposit option.

e-file today, pay by April 15, 2015 to avoid penalties and interest.

e-file through an Authorized IRS/DOR *e-file* provider or by using your personal computer and the Internet. Visit our website at www.azdor.gov for a listing of approved *e-file* providers and on-line filing sources.

** For free *e-file* requirements, go to our website.

Who Can Use Form 140EZ?

You can use Form 140EZ to file for 2014 if all of the following apply to you.

- You are single, or if married, you and your spouse are filing a joint return.
- You (and your spouse, if married filing a joint return) are full year residents of Arizona.
- You (and your spouse, if married filing a joint return) were under age 65 and not blind at the end of 2014.
- You are not claiming any dependents.
- You are not claiming an exemption for a qualifying parent or grandparent.
- You are not making any adjustments to income.
- You do not itemize deductions.
- You are not making voluntary gifts through means of a refund check-off.
- Your Arizona taxable income is less than \$50,000, regardless of your filing status.
- The **only** tax credits you are claiming are:
 - the family income tax credit; and/or
 - the credit for increased excise taxes.

NOTE: Do not use Form 140EZ if you are an active duty military member. You may subtract all of your active duty military pay included in your federal adjusted gross income, but you cannot do this on Form 140EZ. To take this subtraction, you must file your 2014 return using Arizona Form 140. For more information, see Form 140 instructions.

Do You Have to File?

Arizona Filing Requirements These rules apply to all Arizona taxpayers		
You must file if you are:	AND your Arizona adjusted gross income is at least:	OR your gross income is at least:
• Single	\$ 5,500	\$15,000
• Married filing joint	\$11,000	\$15,000
• Married filing separate	\$ 5,500	\$15,000
• Head of household	\$ 5,500	\$15,000

If you are an Arizona resident, you must report income from **all** sources. This includes out-of-state income.

To see if you have to file, figure your gross income the same as you would figure your gross income for federal income tax purposes. Then, you should exclude income Arizona law does not tax.

Income Arizona law does not tax includes the following.

- Interest from U.S. Government obligations
- Social security retirement benefits received under Title II of the Social Security Act
- Benefits received under the Railroad Retirement Act
- Active duty military pay
- Pay received for active service as a reservist or a National Guard member

If you use this form, your Arizona adjusted gross income is the same as your federal adjusted gross income that you entered on line 6.

NOTE: Even if you do not have to file, you must still file a return to get a refund of any Arizona income tax withheld.

Do You Have to File if You Are an American Indian?

You must file if you meet the Arizona filing requirements unless **all** the following apply to you.

- You are an enrolled member of an Indian tribe.
- You live on the reservation established for that tribe.
- You earned **all** of your income on that reservation.

Enrolled members of American Indian tribes that must file a return may subtract wages earned while living and working on their tribe's reservation. **If you are eligible to subtract these wages, you must file Arizona Form 140.** In this case, do not file Form 140EZ.

The department has issued a ruling on the Arizona tax treatment of American Indians. This ruling is ITR 96-4.

Do You Have to File if You Are the Spouse of an American Indian and You Are Not an Enrolled Indian?

You must file if you meet the Arizona filing requirements. The department has issued a ruling on the tax treatment of spouses of American Indians. This ruling is ITR 96-4.

Do You Have to File if You Are in the Military?

You must file if you meet the Arizona filing requirements unless **all** the following apply to you.

- You are an active duty member of the United States armed forces.
- Your only income for the taxable year is pay received for active duty military service.
- There was no Arizona tax withheld from your active duty military pay.

If Arizona tax was withheld from your active duty military pay, you must file an Arizona income tax return to claim any refund you may be due from that withholding.

You must also file an Arizona income tax return if you have any other income besides pay received for active duty military service.

If you are an Arizona resident and you have to file an Arizona return, you should file using Form 140. If you were an Arizona resident when you entered the service, you remain an Arizona resident, no matter where stationed, until you establish a new domicile.

As an Arizona resident, you must report all of your income, no matter where stationed. You must include your military pay, but using Form 140, you may subtract all pay received for active duty military service; to the extent it is included in your federal adjusted gross income.

If you are not an Arizona resident, but stationed in Arizona, the following applies to you.

- You are not subject to Arizona income tax on your military pay.
- You must report any other income you earn in Arizona. Use Arizona Form 140NR, *Nonresident Personal Income Tax Return*, to report this income.

To find out more, see our brochure, Pub 704, *Taxpayers in the Military*.

Residency Status

If you are not sure if you are an Arizona resident for state income tax purposes, we may be able to help.

The department has issued a procedure on determining residency status. This procedure is ITP 92-1

Residents

You are a resident of Arizona if your domicile is in Arizona. Domicile is the place where you have your permanent home. It is where you intend to return if you are living or working temporarily in another state or country.

If you leave Arizona for a temporary period, you are still an Arizona resident while gone. A resident is subject to tax on all income no matter where the resident earns the income.

Part-Year Residents

If you are a part-year resident, you must file Arizona Form 140PY, *Part-Year Resident Personal Income Tax Return*. You are a part-year resident if you did either of the following during 2014.

- You moved into Arizona with the intent of becoming a resident.
- You moved out of Arizona with the intent of giving up your Arizona residency.

Nonresidents

If you are a nonresident, you must file Arizona Form 140NR, *Nonresident Personal Income Tax Return*.

What if a Taxpayer Died?

If a taxpayer died before filing a return for 2014, the taxpayer's spouse or personal representative may have to file and sign a return for that taxpayer. A personal representative can be an executor, administrator, or anyone who is in charge of the deceased taxpayer's property.

If the deceased taxpayer did not have to file a return but had tax withheld, a return must be filed to get a refund.


The person who files the return should use the form the taxpayer would have used. The person who files the return should print the word "deceased" after the decedent's name in the address section of the form. Also enter the date of death after the decedent's name.

If your spouse died in 2014 and you did not remarry in 2014, or if your spouse died in 2015 before filing a return for 2014, you may file a joint return. If your spouse died in 2014, the joint return should show your spouse's 2014 income before death and your income for all of 2014. If your spouse died in 2015, before filing the 2014 return, the joint return should show all of your income and all of your spouse's income for 2014. Print "Filing as surviving spouse" in the area where you sign the return. If someone else is the personal representative, he or she must also sign the return.

Are Any Other Returns Required?

You may also have to file a fiduciary income tax return (Form 141AZ).

For details about filing a fiduciary income tax return, call the department at (602) 255-3381.

<p><u>DIRECT DEPOSIT</u></p> <p>FAST --e-file Refunds are fast*</p> <p>CONVENIENT --No extra trips to the bank</p> <p>SECURE --No lost or forged checks</p>	<p><u>DIRECT PAYMENT</u></p> <p>FAST --e-file and e-pay in a single step</p> <p>CONVENIENT --You choose the payment date*</p> <p>SECURE --Payment data is safeguarded along with other tax information</p>
	<small>*PAYMENT DATE CANNOT BE LATER THAN THE APRIL DEADLINE.</small>

Claiming a Refund for a Deceased Taxpayer

If you are claiming a refund for a deceased taxpayer, you **must** complete Arizona Form 131, *Claim for Refund on Behalf of Deceased Taxpayer*. Place this form on top of the return.

What Are the Filing Dates and Penalties?

When Should You File?

Your 2014 calendar year tax return is due no later than midnight, April 15, 2015. File your return as soon as you can after January 1, but no later than April 15, 2015.

What if You Cannot File on Time?

You may request an extension if you know you will not be able to file on time.

NOTE: *An extension does not extend the time to pay your income tax. For details, see the instructions for Arizona Form 204.*

To get a filing extension, you can either:

1. Apply for a state extension (Arizona Form 204). To apply for a state extension, file Arizona Form 204 by April 15. See Form 204 for details. You do not have to include a copy of the extension with your return when you file, but make sure that you check box **82F** on page 1 of the return. If you must make a payment, use Form 204, or visit www.AZTaxes.gov to make an electronic payment.
2. You may use your federal extension (federal Form 4868). File your Arizona return by the same due date. You do not have to include a copy of your federal extension with your return, but make sure that you check box **82F** on page 1 of the return.

When Should You File if You Are a Nonresident Alien?

The due date for your Arizona return is not the same as the due date for your federal return. Your Arizona return is due by April 15 even though your federal return is due on June 15. If you want to file your Arizona return after April 15, you must ask for a filing extension. You must file this request by April 15. Arizona will allow up to a 6-month extension. This will allow you to file your return by October 15, 2015. See Form 204 for extension filing details.

If you have a federal 6-month extension, you can file your Arizona return under that extension. If you file using your federal extension, Arizona will also allow you an extra 6

months. Because we will allow only 6 months, the due date for your Arizona return is not the same as the due date for your federal return. In this case, your Arizona return will be due by October 15 even though your federal return will not be due until December 15. If you file your 2014 Arizona calendar year return after October 15, 2015, your return will be late.

If you are a fiscal year filer, your return is due on the 15th day of the fourth month following the close of your fiscal year.

What if You File or Pay Late?

If you file or pay late, we will charge you interest and penalties on the amount you owe. If the U.S. Post Office postmarks your 2014 calendar year return by April 15, 2015, your return will not be late. You may also use certain private delivery services designated by the IRS to meet the "timely mailing as timely filed" rule.

Late Filing Penalty

If you file late, we will charge you a late filing penalty. This penalty is $4\frac{1}{2}\%$ (.045) of the tax required to be shown on the return for each month or fraction of a month the return is late. This penalty cannot exceed 25% (.25) of the tax found to be remaining due.

Late Payment Penalty

If you pay your tax late, we will charge you a late payment penalty. This penalty is $\frac{1}{2}$ of 1% (.005) of the amount shown as tax for each month or fraction of a month for which the failure continues. We charge this penalty from the original due date of the return until the date you pay the tax. This penalty cannot exceed a total of 10% (.10) of the unpaid tax.

Extension Underpayment Penalty

If you file your return under an extension, you must pay 90% of the tax shown on your return by the return's original due date. If you do not pay this amount, we will charge you a penalty. This penalty is $\frac{1}{2}$ of 1% (.005) of the tax not paid for each 30 day period or fraction of a 30 day period. We charge this penalty from the original due date of the return until the date you pay the tax. This penalty cannot exceed 25% (.25) of the unpaid tax. If we charge you the extension underpayment penalty, we will not charge you the late payment penalty under Arizona Revised Statutes (A.R.S.) § 42-1125(D).

NOTE: *If you are subject to two or more of the above penalties, the total cannot exceed 25%.*

Interest

We charge interest on any tax not paid by the due date. We will charge you interest even if you have an extension. If you have an extension, we will charge you interest from the original due date until the date you pay the tax. The Arizona interest rate is the same as the federal rate.

When Should You Amend a Return?

If you need to change your return after you have filed, you should file Form 140X, *Individual Amended Income Tax Return*. You should file your amended return after your original return has processed. **Do not** file a new return for the year you are correcting. Generally, you have four years to amend a return to claim a refund.

If you amend your federal return for any year, you must also file an Arizona Form 140X for that year. You must file the Form 140X within 90 days of the final determination of the IRS.

If the IRS makes a change to your federal taxable income for any year, you must report that change to Arizona. You may use one of the following two options to report this change.

Option 1

You may file a Form 140X for that year. If you choose this option, you must amend your Arizona return within 90 days of the final determination of the IRS. Include a complete copy of the federal notice with your Form 140X.

Option 2

You may file a copy of the final federal notice with the department within 90 days of the final determination of the IRS. If you choose this option, you must include a statement in which you must:

1. Request that the department recompute your tax; and
2. Indicate if you agree or disagree with the federal notice.

If you do not agree with the federal notice, you must also include any documents that show why you do not agree.

If you choose option 2, mail the federal notice and any other documents to:

Arizona Department of Revenue
Individual Income Audit
PO Box 29084
Phoenix, AZ 85038-9084



Line-by-Line Instructions

Tips for Preparing Your Return:

- Make sure that you write your SSN on your return.
- Complete your return using black ink.
- You **must** round dollar amounts to the nearest whole dollar. If 50 cents or more, round up to the next dollar; if less than 50 cents, round down. Do not enter cents.
- You must complete your federal return before you can start your Arizona return.
- Make sure you include your daytime telephone number.

Entering Your Name, Address, and SSN

NOTE: Please make sure that you write in your SSN on the appropriate line.

Print or type your name, address, and SSN in the space provided.

If you are filing a joint return, enter your SSNs in the same order as your names. *If your name appears first on the return, make sure your SSN is the first number listed.* If you are a nonresident of the United States or a resident alien who does not have an SSN use the individual taxpayer identification number (ITIN) the IRS issued to you.

NOTE: Make sure your SSN is correct. If you are filing a joint return, also make sure you list your SSNs in the same order every year.

Make sure that you enter your SSN on your return. Make sure that all SSNs are clear and correct. You may be subject to a penalty if you fail to include your SSN. It will take longer to process your return if SSNs are missing, incorrect, or unclear. Use your current home address. The department will send your refund or correspond with you at that address.

For a deceased taxpayer, see page 2 of these instructions.

Foreign Addresses

If you have a foreign address, enter the information in the following order: city, province or state, and country. Follow the country's practice for entering the postal code. Do not abbreviate the country name.

Last Name(s) Used in Prior Years

If the last name that you or your spouse are using on this return is not the same as the last name you used on returns filed for the last 4 years. Enter any other last name(s) that you or your spouse used when filing your return during the last 4 years.

ID Numbers for Paid Preparers

If you pay someone else to prepare your return, that person must also include an ID number where asked.

A paid preparer may use any of the following.

- his or her PTIN
- his or her SSN
- the EIN for the business

A paid preparer who fails to include the proper ID numbers may be subject to a penalty.

Your Filing Status

Box 4 - Married Filing Joint Return

If you are married and filing a joint return, check box 4.

You may file a joint return if you were married as of December 31, 2014. It does not matter whether or not you were living with your spouse. You may file a joint return, even if you and your spouse filed separate federal returns. You may file a joint return if your spouse died during 2014 and you did not remarry in 2014. See page 2 of these instructions for details.

Box 5 - Single

If you are filing as single, check box 5.

Use this filing status if you were single on December 31, 2014. You are single if any of the following apply to you.

- You have never been married.
- You are legally separated under a decree of divorce or of separate maintenance.
- You were widowed before January 1, 2014, and you did not remarry in 2014, and you do not qualify to file as a qualifying widow or widower with dependent children on your federal return.

NOTE: If you got divorced during the year, see our income tax ruling, ITR 14-2; and Publication 200 for help completing your return.

Income

Line 6 - Federal Adjusted Gross Income

You must complete your federal return before you enter an amount on line 6. You must complete a 2014 federal return to figure your federal adjusted gross income. You must complete a federal return even if you do not have to file a federal return.

Arizona uses federal adjusted gross income as a starting point to determine Arizona taxable income. Your federal adjusted gross income is your Arizona gross income.

NOTE: Be sure to use your federal adjusted gross income and not your federal taxable income.

Figuring Your Tax

Line 7 - Standard Deduction and Personal Exemption

If your filing status is:	Your standard deduction and personal exemption are:
Married filing jointly	\$ 14,210
Single	\$ 7,109

Line 8 - Arizona Taxable Income

Subtract line 7 from line 6 and enter the difference. Use this amount to find your tax using the *Optional Tax Tables*.

Line 9 - Tax Amount

Enter the tax from the *Optional Tax Tables*.

Line 10 - Family Income Tax Credit

e-file e-file software will let you know if you are eligible and will figure the credit for you.

NOTE: The family income tax credit will only reduce your tax and cannot be refunded.

You may take this credit if your income does not exceed the maximum income allowed for your filing status.

If you are married filing a joint return with no dependents, you may take this credit if the amount on Form 140EZ, line 6, is \$20,000 or less.

If you are single with no dependents, you may take this credit if the amount on Form 140EZ, line 6, is \$10,000 or less. You may qualify for this credit even if your parents can claim you as a dependent on their income tax return. To figure your credit, complete the following worksheet.

Family Income Tax Credit Worksheet	
	Check one
	Yes No
If you checked filing status 4, is the amount on Form 140EZ, page 1, line 6, \$20,000 or less?	
If you checked filing status 5, is the amount on Form 140EZ, page 1, line 6, \$10,000 or less?	
If you checked no, STOP. You do not qualify for this credit.	
If you checked yes, complete the rest of this worksheet.	

worksheet continued:

If you checked filing status 4 (married filing jointly), enter \$80 here. If you checked filing status 5 (single), enter \$40 here. Also enter this amount on Form 140EZ, page 1, line 10.

\$

Payments

Line 12 - 2014 Arizona Income Tax Withheld

Enter the Arizona income tax withheld shown on the Form(s) W-2 from your employer. Include the Form(s) W-2 after the last page of your return.

NOTE: You should receive your Form(s) W-2 no later than January 31. If you did not receive a Form W-2 or you think your Form W-2 is wrong, contact your employer.

Line 13 - 2014 Arizona Extension Payment (Form 204)

Use this line to report the payment you sent with your extension request or the electronic extension payment you made using www.AZTaxes.gov.

Line 14 - Increased Excise Tax Credit

You may take this credit if you meet **all** of the following:

1. You meet the income threshold for your filing status.
2. You are not claimed as a dependent by any other taxpayer.
3. You were not sentenced for at least 60 days of 2014 to a county, state or federal prison.

If you are married filing a joint return, you may take this credit if the amount on Form 140EZ, page 1, line 6, is \$25,000 or less. If you are single, you may take this credit if the amount on Form 140EZ, page 1, line 6, is \$12,500 or less.

To figure your credit, complete the following worksheet.

Credit for Increased Excise Taxes Worksheet	
	Check one
	Yes No
If you checked filing status 4, is the amount on Form 140EZ, page 1, line 6, \$25,000 or less?	
If you checked filing status 5, is the amount on Form 140EZ, page 1, line 6, \$12,500 or less?	
If you checked no, STOP. You do not qualify for this credit. If you checked yes, complete the rest of this worksheet.	
If you checked filing status 4 (married filing jointly), enter \$50 here. If you checked filing status 5 (single), enter \$25 here. Also enter this amount on Form 140EZ, page 1, line 14.	
	\$

NOTE: The credit cannot exceed \$100 per household. Do not claim this credit if someone else in your household has already claimed \$100 of the credit. If someone else in your household has claimed less than \$100, you may claim the credit as long as all credit claims filed from your household do not exceed \$100.

Refund or Tax Due

Line 16 - Tax Due/Amount Owed

If line 11 is more than line 15, subtract line 15 from line 11 and enter the amount of tax due. Skip line 17. You may pay only with a check, electronic check, money order, or credit card.

Check or money order

NOTE: Include your check or money order with your return. *Do not send cash.*

Make your check payable to Arizona Department of Revenue. Write your SSN and tax year on the front of your check or money order. The department cannot accept checks or money orders in foreign currency. You must make payment in U.S. dollars.

Electronic payment from your checking or savings account

You can make an electronic payment from your checking or savings account to pay your balance due for 2014. There is no fee to use this method. To make an electronic payment, go to www.AZTaxes.gov and click on the "Make a Payment" link. The "E-Check" option in the "Payment Method" drop-down box will debit the amount from the checking or savings account that you specify. If you make an electronic payment from your checking or savings account, you will receive a confirmation number. **Please keep this confirmation number as proof of payment.**

NOTE: *You may not make an electronic payment from your checking or savings account if the payment will ultimately be coming from a foreign account. In this case, you must pay by check or money order.*

Credit card payment

You can pay with your Discover, MasterCard, Visa, or American Express credit card. Go to www.AZTaxes.gov and click on the "Make a Payment" link, and choose the credit card option. This will take you to a third party vendor site (provider). The provider **will charge** you a convenience fee based on the amount of your tax payment. The provider will tell you what the fee is during the transaction; you will have the option to continue or cancel the transaction. If you complete the credit card transaction, you will receive a confirmation number. **Please keep this confirmation number as proof of payment.**

Installment Payments

If you cannot pay the full amount shown on line 16 when you file, you may ask to make monthly installment payments. To make this request, complete Arizona Form 140-IA, *Individual Income Tax Installment Agreement Request*, and mail the completed form to the address on the Form 140-IA. **Do not mail Form 140-IA with your income tax return.** You may obtain this form from our web site at www.azdor.gov.

If you cannot pay the full amount shown on line 16, you will be charged interest and may be charged a late payment penalty on the tax not paid by April 15, 2015. To limit the interest and penalty charges, pay as much of the tax as possible when you file.

Line 17 – Refund/Overpayment

If line 15 is more than line 11, subtract line 11 from line 15. If you owe money to any Arizona state agency, court, county, incorporated city or town and certain federal

agencies, your refund may go to pay some of the debt. If so, the department will let you know by letter.

Tax Tip: *If you change your address before you get your refund, let the department know. Write to: Refund Desk, Arizona Department of Revenue, PO Box 29216, Phoenix AZ 85038-9216. Make sure that you include your SSN in your letter.*

Direct Deposit of Refund

Complete the direct deposit line if you want us to directly deposit the amount shown on line 17 into your account at a bank or other financial institution (such as a mutual fund, brokerage firm or credit union) instead of sending you a check. Be sure to check the box if the direct deposit will ultimately be placed in a foreign account.

NOTE: *Check the box on line 17A if the direct deposit will ultimately be placed in a foreign account. If you check box 17A, do not enter your routing or account numbers. If this box is checked, we will not direct deposit your refund. We will send you a check instead.*

Why Use Direct Deposit?

- You will get your refund fast – even faster if you e-file!
- Payment is more secure since there is no check to get lost.
- It is more convenient. No trip to the bank to deposit your check.
- Saves tax dollars. A refund by direct deposit costs less to process than a check.

NOTE: *We are not responsible for a lost refund if you enter the wrong account information. Check with your financial institution to get the correct routing and account numbers and to make sure your direct deposit will be accepted.*

Routing Number

MAKE SURE YOU ENTER THE CORRECT ROUTING NUMBER.

The routing number must be nine digits. The first 2 digits must be 01 through 12 or 21 through 32. Otherwise, the direct deposit will be rejected and a check sent instead. On the sample check, the routing number is 250250025.

Your check may state that it is payable through a financial institution different from the one at which you have your checking account. If so, **do not** use the routing number on that check. Instead, contact your financial institution for the correct routing number to enter here.


Sample Check

Note: *The routing and account numbers may be in different places on your check.*

Account Number**MAKE SURE YOU ENTER THE CORRECT ACCOUNT NUMBER.**


The account number can be up to 17 characters (both numbers and letters). **DO NOT** include hyphens, spaces or special symbols. Enter the number from left to right and leave any unused boxes blank. On the sample check, the account number is 20202086. Be sure **not** to include the check number.

FOR PEACE OF MIND...e-FILE



Ask your tax professional for e-file
or
Do-it-yourself using the Internet

www.azdor.gov



NOTE: *If the direct deposit is rejected, a check will be sent instead.*

Sign Your Return

You must sign your return. If married filing a joint return, both you and your spouse must sign, even if only one had income. Form 140EZ is not considered a valid return unless you sign it. The department cannot send a refund check if you, and your spouse if married filing jointly, fail to sign the return.

Instructions Before Mailing

- **DO NOT STAPLE YOUR RETURN OR ANY SCHEDULE, FORM OR PAYMENT TO YOUR RETURN.**
- Make sure your **NAME** is on the return.
- Make sure your **SSN** is on your return.
- Be sure you enter your daytime telephone number in the space provided on the front of your return.
- Check to make sure that your math is correct. A math error can cause delays in processing your return.
- Do not send correspondence with your return.
- Check the boxes to make sure you filled in all required boxes.
- Sign your return and have your spouse sign, if filing jointly.
- Include all required documents.
 1. Include Form(s) W-2 after the last page of your return.
 2. Write your SSN and tax year on the front of your check.

The department may charge you \$25 for a check returned unpaid by your financial institution.

Filing Your Return

To avoid delays, please use separate envelopes for each return.

Where Should I Mail My Return?

If you are **expecting a refund, or owe no tax**, or owe tax but are not sending a payment, mail the return to:

Arizona Department of Revenue
PO Box 52138
Phoenix, AZ 85072-2138

If you are **sending a payment** with this return, mail the return to:

Arizona Department of Revenue
PO Box 52016
Phoenix, AZ 85072-2016

Make Sure You Put Enough Postage on the Envelope.

The U.S. Post Office must postmark your return or extension request by midnight April 15. A postage meter postmark will not qualify as a timely postmark. *Only a postmark from the U.S. Post Office will qualify.* You may also use certain private delivery services designated by the IRS to meet the "timely mailing as timely filed" rule.

How Long to Keep Your Return

You must keep your records as long as they may be needed for the administration of any provision of Arizona tax law. Generally, this means you must keep records that support items shown on your return until the period of limitations for that return runs out.

The period of limitations is the period of time in which you can amend your return to claim a credit or refund or the department can assess additional tax. A period of limitations is the limited time after which no legal action can be brought. Usually, this is four years from the date the return was due or filed.

In some cases, the limitation period is longer than four years. The period is six years from when you file a return if you underreport the income shown on that return by more than 25% (.25). The department can bring an action at any time if a return is false or fraudulent, or you do not file a return. To find out more about what records you should keep, get federal Publication 552.

Where's My Refund?

You can check on your refund by visiting www.azdor.gov or AZTaxes.gov and clicking on "Where's my refund?" or you may call one of the numbers listed on page 1 of these instructions. Before you call, be sure to have a copy of your 2014 tax return on hand. You will need to know your SSN, your filing status and your 5-digit ZIP Code.

Contacting the Department

Your tax information on file with the department is confidential. If you want the department to discuss your tax matters with someone other than yourself, you must authorize the department to release confidential information to that person. You may use Arizona Form 285, to authorize the department to release confidential information to your appointee. See Form 285 for details.

HOW MUCH INCOME CAN YOU HAVE AND PAY NO TAXES? EXAMPLES

You still have to file a return, but you pay no taxes if your income is less than the levels shown in the chart below. **For purposes of this chart, "income" means Arizona adjusted gross income plus the dependent exemption claimed** (Form 140, page 2, line 42 plus the amount on Form 140, page 2, line 40; or Form 140A, page 1, line 17, plus the amount on Form 140A, page 1, line 15; or Form 140EZ, page 1, line 6). **To rely on this chart, you must claim the family income tax credit, if you qualify.**

FILING STATUS				
NUMBER OF DEPENDENTS	SINGLE	MARRIED FILING SEPARATE	UNMARRIED HEAD OF HOUSEHOLD	MARRIED FILING JOINT
0	\$ 8,658	\$ 8,658	N/A	\$ 17,309
1	(A) 10,000	10,478	\$ 19,609	20,000
2	11,728	12,778	20,135	23,600
3	14,028	15,078	23,800	27,300
4	16,328	17,378	25,200	(C) 31,000
5	18,628	19,678	(B) 26,575	31,000

	(A) single, \$10,000 income*, one dependent	(B) unmarried head of household, \$26,575 income*, five dependents	(C) married filing joint, \$31,000 income*, four dependents
Income*	\$ 10,000	\$ 26,575	\$ 31,000
less: Dependent exemption	-2,300	-11,500	-9,200
Standard deduction	-5,009	-10,010	-10,010
Personal exemption	-2,100	-4,200	-6,300
Net taxable income	\$ 591	\$ 865	\$ 5,490
Tax (optional tax table)	\$15	\$ 23	\$ 142
less: Family tax credit	-80	-240	-240
Tax owed	\$ 0	\$ 0	\$ 0

DO NOT STAPLE ANY ITEMS TO THE RETURN.

82F Check box 82F if filing under extension OR FISCAL YEAR BEGINNING [M,M,D,D] 2,0,1,4 AND ENDING [M,M,D,D] 2,0,Y,Y. 66F

Your First Name and Middle Initial Last Name Your Social Security Number

Spouse's First Name and Middle Initial (if box 4 or 6 checked) Last Name Spouse's Social Security No.

Current Home Address - number and street, rural route Apt. No. Daytime Phone (with area code)

City, Town or Post Office State ZIP Code Last Names Used in Last Four Prior Year(s) (if different)

4 Married filing joint return 5 Head of household: Enter name of qualifying child or dependent on next line: 6 Married filing separate return: Enter spouse's name and Social Security Number above. 7 Single

8 Age 65 or over (you and/or spouse) 9 Blind (you and/or spouse) 10 Dependents: Do not include self or spouse. 11 Qualifying parents and grandparents

12-13 Residency Status (check one): 12 Part-Year Resident Other than Active Military 13 Part-Year Resident Active Military

(Box 10): Dependent Information: Children and other dependents. For more space, (check) and complete page 3.

(Box 11): Qualifying parents and grandparents. See instructions. For more space, (check) and complete page 3.

14 Dates of Arizona residency: From to List other state(s) of residency:

15 Wages, salaries, tips, etc. 16 Interest 17 Dividends 18 Arizona income tax refunds 19 Alimony received 20 Business income (or loss) from federal Schedule C 21 Gains (or losses) from federal Schedule D 22 Rents, royalties, partnerships, estates, trusts, small business corporations from federal Schedule E 23 Other income reported on your federal return 24 Total income: Add lines 15 through 23 25 Other federal adjustments: Include your own schedule 26 Federal adjusted gross income: Subtract line 25 from line 24 in the FEDERAL column 27 Arizona income: Subtract line 25 from line 24 in the ARIZONA column 28 Arizona percentage: Divide line 27 by line 26, and enter the result (not over 100%) 29 Total depreciation included in Arizona gross income 30 Other additions to income: See instructions on page 8 and include your own schedule 31 Subtotal: Add lines 27, 29, and 30 32 Total Arizona sourced net capital gain or (loss) 33 Total net short-term capital gain or (loss) included on line 21, ARIZONA column 34 Total net long-term capital gain or (loss): Enter the amount from your worksheet, line 14, col. (c) 35 Net long-term capital gain from assets acquired after December 31, 2011. Enter the amount from your worksheet, line 14, col. (e) 36 Multiply line 35 by 20% (.20) and enter the result 37 Net capital gain derived from investment in qualified small business 38 Contributions to 529 College Savings Plans 39 Subtract lines 36, 37, and 38 from line 31. Enter the difference

REVENUE USE ONLY. DO NOT MARK IN THIS AREA. 88R

Enter the number claimed. Do not put a check mark.

If completing lines 8 through 11, also complete lines 49 through 54. 81P PM 80R RCVD

Place any required federal and AZ schedules or other documents after Form 140PY.

FILING STATUS

EXEMPTIONS

Dependents

Arizona Income

Additions

Subtractions - cont. on page 2

Your Name (as shown on page 1) _____ Your Social Security Number _____

Subtractions - cont. from page 1	40	Enter the amount from page 1, line 39	40		00
	41	Recalculated Arizona depreciation	41		00
	42	2013 Arizona depreciation adjustment	42		00
	43	Adjustment for I.R.C. §179 expense not allowed	43		00
	44	Interest on U.S. obligations such as U.S. savings bonds and treasury bills.....	44		00
	45	Arizona state lottery winnings included as income on your federal return (up to \$5,000 only)	45		00
	46	U.S. Social Security or Railroad Retirement Act benefits included in your Arizona income	46		00
	47	Other subtractions: See instructions on page 12 and include your own schedule	47		00

Exemptions	48	Subtract lines 41 through 47 from line 40.....	48		00
	49	Age 65 or over: Multiply the number in box 8 by \$2,100.....	49		00
	50	Blind: Multiply the number in box 9 by \$1,500	50		00
	51	Dependents: Multiply the number in box 10 by \$2,300	51		00
	52	Qualifying parents and grandparents: Multiply the number in box 11 by \$10,000.....	52		00

53 Add lines 49 through 52..... 53 00

54 Multiply line 53 by the Arizona percentage on line 28 54 00

55 **Arizona adjusted gross income:** Subtract line 54 from line 48..... 55 00

Balance of Tax	56	Deductions: Check box and enter amount. See instructions on page 15..... 56I <input type="checkbox"/> ITEMIZED 56S <input type="checkbox"/> STANDARD	56		00
	57	Personal exemptions: See instructions of page 16.....	57		00
	58	Arizona taxable income: Subtract lines 56 and 57 from line 55.....	58		00
	59	Compute the tax using amount from line 58 and Tax Table X or Y.....	59		00
	60	Tax from recapture of credits from Arizona Form 301, Part 2, line 38	60		00
	61	Subtotal of tax: Add lines 59 and 60 and enter the total	61		00
	62	Family income tax credit (from your worksheet on page 17 in the instructions).....	62		00
	63	Credits from Arizona Form 301, Part 2, line 72	63		00

Total Payments and Refundable Credits	64	Balance of tax: Subtract lines 62 and 63 from line 61. If the sum of lines 62 and 63 is more than line 61, enter zero	64		00
	65	Arizona income tax withheld during 2014.....	65		00
	66	Arizona estimated tax payments for 2014.....	66		00
	67	2014 Arizona extension payment (Form 204).....	67		00
	68	Increased Excise Tax Credit from worksheet: See instructions on page 19	68		00

Tax Due or Overpayment	69	Other refundable credits: Check the box(es) and enter the total amount..... 691 <input type="checkbox"/> 308-I 692 <input type="checkbox"/> 342 693 <input type="checkbox"/> 349	69		00
	70	Total payments and refundable credits: Add lines 65 through 69 and enter the total.....	70		00
	71	TAX DUE: If line 64 is larger than line 70, subtract line 70 from line 64, and enter amount of tax due. Skip lines 72, 73 and 74.....	71		00
	72	OVERPAYMENT: If line 70 is larger than line 64, subtract line 64 from line 70, and enter amount of overpayment.....	72		00

Voluntary Gifts	73	Amount of line 72 to be applied to 2015 estimated tax.....	73		00
	74	Balance of overpayment: Subtract line 73 from line 72.....	74		00
	75 - 85	Voluntary Gifts to:			
		Child Abuse Prevention 77 <input type="checkbox"/> 00			
		National Guard Relief Fund. 80 <input type="checkbox"/> 00			
		Veterans' Donations Fund .. 83 <input type="checkbox"/> 00			

Penalty	86	Political Party (if amount is entered on line 79 - check only one box): 861 <input type="checkbox"/> Americans Elect 862 <input type="checkbox"/> Democratic 863 <input type="checkbox"/> Libertarian 864 <input type="checkbox"/> Republican			
	87	Estimated payment penalty and Arizona Long-Term Health Care Savings Account (AZLTHSA) penalty	87		00
	88	881 <input type="checkbox"/> Annualized/Other 882 <input type="checkbox"/> Farmer or Fisherman 883 <input type="checkbox"/> Form 221 included 884 <input type="checkbox"/> AZLTHSA Penalty			

Refund or Amount Owed	89	Add lines 75 through 85 and 87; enter the total.....	89		00
	90	REFUND: Subtract line 89 from line 74. If less than zero, enter amount owed on line 91	90		00

PLEASE SIGN HERE

I have read this return and any documents with it. Under penalties of perjury, I declare that to the best of my knowledge and belief, they are true, correct and complete. Declaration of preparer (other than taxpayer) is based on all information of which preparer has any knowledge.

YOUR SIGNATURE _____ DATE _____ OCCUPATION _____

SPOUSE'S SIGNATURE _____ DATE _____ SPOUSE'S OCCUPATION _____

PAID PREPARER'S SIGNATURE _____ DATE _____ FIRM'S NAME (PREPARER'S IF SELF-EMPLOYED) _____

PAID PREPARER'S STREET ADDRESS _____ PAID PREPARER'S TIN _____

PAID PREPARER'S CITY _____ STATE _____ ZIP CODE _____ PAID PREPARER'S PHONE NUMBER _____

If you are sending a payment with this return, mail to Arizona Department of Revenue, PO Box 52016, Phoenix, AZ, 85072-2016.
 If you are expecting a refund or owe no tax, or owe tax but are not sending a payment, mail to Arizona Department of Revenue, PO Box 52138, Phoenix, AZ, 85072-2138.

Your Name (as shown on page 1)

Your Social Security Number

Dependent Information - Continuation Sheet from Page 1 Dependents

Include with your return **only** if listing additional dependents.

Complete this form **only** if you need additional space from page 1 to list your dependents.
If you do not list **all** dependents claimed on page 1 of your income tax return, you may lose the exemptions.

Children and other dependents, continued from page 1.

	(a) FIRST AND LAST NAME (Do not list yourself or spouse.)	(b) SOCIAL SECURITY NO.	(c) RELATIONSHIP	(d) NO. OF MONTHS LIVED IN YOUR HOME IN 2014	(e) ✓ if this person did not qualify as a dependent on your federal return	(f) ✓ if you did not claim this person on your federal return due to educational credits
10c					<input type="checkbox"/>	<input type="checkbox"/>
10d					<input type="checkbox"/>	<input type="checkbox"/>
10e					<input type="checkbox"/>	<input type="checkbox"/>
10f					<input type="checkbox"/>	<input type="checkbox"/>
10g					<input type="checkbox"/>	<input type="checkbox"/>
10h					<input type="checkbox"/>	<input type="checkbox"/>
10i					<input type="checkbox"/>	<input type="checkbox"/>
10j					<input type="checkbox"/>	<input type="checkbox"/>
10k					<input type="checkbox"/>	<input type="checkbox"/>
10l					<input type="checkbox"/>	<input type="checkbox"/>
10m					<input type="checkbox"/>	<input type="checkbox"/>
10n					<input type="checkbox"/>	<input type="checkbox"/>
10o					<input type="checkbox"/>	<input type="checkbox"/>
10p					<input type="checkbox"/>	<input type="checkbox"/>
10q					<input type="checkbox"/>	<input type="checkbox"/>
10r					<input type="checkbox"/>	<input type="checkbox"/>
10s					<input type="checkbox"/>	<input type="checkbox"/>
10t					<input type="checkbox"/>	<input type="checkbox"/>

Qualifying parents and grandparents, continued from page 1.

	(a) FIRST AND LAST NAME (Do not list yourself or spouse.)	(b) SOCIAL SECURITY NO.	(c) RELATIONSHIP	(d) NO. OF MONTHS LIVED IN YOUR HOME IN 2014	(e) ✓ if age 65 or over	(f) ✓ if died in 2014
11c					<input type="checkbox"/>	<input type="checkbox"/>
11d					<input type="checkbox"/>	<input type="checkbox"/>
11e					<input type="checkbox"/>	<input type="checkbox"/>
11f					<input type="checkbox"/>	<input type="checkbox"/>
11g					<input type="checkbox"/>	<input type="checkbox"/>
11h					<input type="checkbox"/>	<input type="checkbox"/>
11i					<input type="checkbox"/>	<input type="checkbox"/>
11j					<input type="checkbox"/>	<input type="checkbox"/>

THIS PAGE INTENTIONALLY LEFT BLANK

For information or help, call one of the numbers listed:

Phoenix (602) 255-3381
From area codes 520 and 928, toll-free (800) 352-4090

Tax forms, instructions, and other tax information

If you need tax forms, instructions, and other tax information, go to the department's website at www.azdor.gov.

Income Tax Procedures and Rulings

These instructions may refer to the department's income tax procedures and rulings for more information. To view or print these, go to our website and click on *Legal Research* then click on *Procedures* or *Rulings* and select a tax type from the drop down menu.

Publications and Brochures

To view or print the department's publications and brochures, go to our website and click on *Publications*.



Leave the Paper Behind - e-file!

- Quick Refunds
- Accurate
- Proof of Acceptance
- Free **

No more paper, math errors, or mailing delays when you *e-file*!

Get your refund quicker with direct deposit option.

e-file today, pay by April 15, 2015, to avoid penalties and interest.

e-file through an Authorized IRS/DOR *e-file* provider or by using your personal computer and the Internet. Visit our website at www.azdor.gov for a listing of approved *e-file* providers and on-line filing sources.

** For free *e-file* requirements, check out our website at www.azdor.gov.

Are You Subject to Tax in Arizona?

As a part-year resident, you are subject to tax on all of the following.

1. Any income you earned in 2014 while an Arizona resident. This includes any interest or dividends received from sources outside Arizona.
2. Any income you earned from an Arizona source in 2014 before moving to (or after leaving) the state.

NOTE: *If you also have Arizona source income and deductions for the portion of the year you were an Arizona nonresident, file AZ Form 140PY for the entire taxable year.*

Do You Have to File?

Arizona Filing Requirements These rules apply to all Arizona taxpayers		
You must file if you are:	and your Arizona adjusted gross income is at least:	or your gross income is at least:
• Single	\$ 5,500	\$15,000
• Married filing joint	\$11,000	\$15,000
• Married filing separate	\$ 5,500	\$15,000
• Head of household	\$ 5,500	\$15,000

If you are a part-year resident, you must report all income for the part of the year you were an Arizona resident, plus any income from Arizona sources for the part of the year you were an Arizona nonresident.

To see if you have to file, figure your gross income the same as you would figure your gross income for federal income tax purposes. Then you should exclude income Arizona law does not tax.

You can find your Arizona adjusted gross income on page 2, line 55 of Arizona Form 140PY.

NOTE: *You must file a state return even if your employer withheld all or part of the tax. Even if you do not have to file, you must still file a return to get a refund of any Arizona income tax withheld.*

Do You Have to File if You Are an American Indian?

You must file if you meet the Arizona filing requirements unless **all** the following apply to you.

- You are an enrolled member of an Indian tribe.
- You live on the reservation established for that tribe.
- You earned **all** of your income on that reservation.

The department has issued a ruling on the Arizona tax treatment of American Indians. This ruling is ITR 96-4.

Do You Have to File if You Are the Spouse of an American Indian and You Are Not an Enrolled Indian?

You must file if you meet the Arizona filing requirements. The department has issued a ruling on the tax treatment of spouses of American Indians. This ruling is ITR 96-4.

Do You Have to File if You Are in the Military?

You must file if you meet the Arizona filing requirements unless **all** the following apply to you.

- You are an active duty member of the United States armed forces.
- Your only income for the taxable year is pay received for active duty military service.
- There was no Arizona tax withheld from your active duty military pay.

If Arizona tax was withheld from your active duty military pay, you must file an Arizona income tax return to claim any refund you may be due from that withholding.

You must also file an Arizona income tax return if you have any other income besides pay received for active duty military pay.

If you were an Arizona resident when you entered the service, you remain an Arizona resident, no matter where stationed, until you establish a new domicile. As an Arizona part-year resident, you must report all of your income for the portion of the year you were an Arizona resident, no matter where stationed. You must include your military pay, but using Form 140PY, you may subtract all pay received for active duty military service; to the extent it is included in your Arizona gross income.

If you are not an Arizona resident, but stationed in Arizona, the following applies to you.

- You are not subject to Arizona income tax on your military pay.
- You must report any other income you earn in Arizona. Use Form 140NR, *Nonresident Personal Income Tax Return*, to report this income.

To find out more, see our brochure, Pub 704, *Taxpayers in the Military*.

If You Included Your Child's Unearned Income on Your Federal Return, Does Your Child Have to File an Arizona Return?

No. In this case, the child should not file an Arizona return. The parent must include that same income in his or her Arizona taxable income.

Residency Status

If you are not sure if you are an Arizona resident for state income tax purposes, we may be able to help. The department has issued a procedure on determining residency status. This procedure is ITP 92-1.

Residents

You are a resident of Arizona if your domicile is in Arizona. Domicile is the place where you have your permanent home. It is where you intend to return if you are living or working temporarily in another state or country. If you leave Arizona for a temporary period, you are still an Arizona resident while gone. A resident is subject to tax on all income no matter where the resident earns the income.

If you are a full year resident, you must file either Form 140, Form 140A, or Form 140EZ.

Part-Year Residents

If you are a part-year resident, you must file Form 140PY, *Part-Year Resident Personal Income Tax Return*.

You are a part-year resident if you did either of the following during 2014.

- You moved into Arizona with the intent of becoming a resident.
- You moved out of Arizona with the intent of giving up your Arizona residency.

Nonresidents

If you are a nonresident, you must file Form 140NR, *Nonresident Personal Income Tax Return*.

What if a Taxpayer Died?

If a taxpayer died before filing a return for 2014, the taxpayer's spouse or personal representative may have to file and sign a return for that taxpayer. A personal representative can be an executor, administrator, or anyone who is in charge of the deceased taxpayer's property.

If the deceased taxpayer did not have to file a return but had tax withheld, a return must be filed to get a refund.

The person who files the return should use the form the taxpayer would have used. The person who files the return should print the word "deceased" after the decedent's name in the address section of the form. Also enter the date of death after the decedent's name.

If your spouse died in 2014 and you did not remarry in 2014, or if your spouse died in 2015 before filing a return for 2014, you may file a joint return. If your spouse died in 2014, the joint return should show your spouse's 2014 income before death and your income for all of 2014. If your spouse died in 2015, before filing the 2014 return, the joint return should show all of your income and all of your spouse's income for 2014. Print "Filing as surviving spouse" in the area where you sign the return. If someone else is the personal representative, he or she must also sign the return.

Are Any Other Returns Required?

You may also have to file a fiduciary income tax return (Form 141AZ). For details about filing a fiduciary income tax return, call the department at (602) 255-3381.

Claiming a Refund for a Deceased Taxpayer

If you are claiming a refund for a deceased taxpayer, you **must** complete Arizona Form 131, *Claim for Refund on Behalf of Deceased Taxpayer*. Place this form on top of the return.

What Are the Filing Dates and Penalties?

When Should You File?

Your 2014 calendar year tax return is due no later than midnight, April 15, 2015. File your return as soon as you can after January 1, but no later than April 15, 2015.

If you are a fiscal year filer, your return is due on the 15th day of the fourth month following the close of your fiscal year.

What if You Cannot File on Time?

You may request an extension if you know you will not be able to file on time.

NOTE: *An extension does not extend the time to pay your income tax. For details, see the instructions for Arizona Form 204.*

To get a filing extension, you can either:

1. Apply for a state extension (Arizona Form 204). To apply for a state extension, file Form 204 by April 15. See Form 204 for details. You do not have to include a copy of the extension with your return when you file, but make sure that you check box **82F** on page 1 of the return. If you must make a payment, use Arizona Form 204, or visit www.AZTaxes.gov to make an electronic payment.
2. You may use your federal extension (federal Form 4868). File your Arizona return by the same due date. You do not have to include a copy of your federal extension with your return, but make sure that you check box **82F** on page 1 of the return.

When Should You File if You Are a Nonresident Alien?

The due date for your Arizona return is not the same as the due date for your federal return. Your Arizona return is due by April 15 even though your federal return is due on June 15. If you want to file your Arizona return after April 15, you must ask for a filing extension. You must file this request by April 15. Arizona will allow up to a 6-month extension. This will allow you to file your return by October 15, 2015. See Arizona Form 204 for extension filing details.

If you have a federal 6-month extension, you can file your Arizona return under that extension. If you file using your federal extension, Arizona will also allow you an extra 6 months. Because we will allow only 6 months, the due date for your Arizona return is not the same as the due date for your federal return. In this case, your Arizona return will be due by October 15 even though your federal return will not be due until December 15. If you file your 2014 Arizona calendar year return after October 15, 2015, your return will be late.

If you are a fiscal year filer, your return is due on the 15th day of the fourth month following the close of your fiscal year.

What if You File or Pay Late?

If you file or pay late, we will charge you interest and penalties on the amount you owe. If the U.S. Post Office postmarks your 2014 calendar year return by April 15, 2015, your return will not be late. You may also use certain private delivery services designated by the IRS to meet the "timely mailing as timely filed" rule.

Late Filing Penalty

If you file late, we will charge you a late filing penalty. This penalty is 4½% (.045) of the tax required to be shown on the return for each month or fraction of a month the return is late. This penalty cannot exceed 25% (.25) of the tax found to be remaining due.

Late Payment Penalty

If you pay your tax late, we will charge you a late payment penalty. This penalty is ½ of 1% (.005) of the amount shown as tax for each month or fraction of a month for which the failure continues. We charge this penalty from the original due date of the return until the date you pay the tax. This penalty cannot exceed a total of 10% (.10).

Extension Underpayment Penalty

If you file your return under an extension, you must pay 90% of the tax shown on your return by the return's original due date. If you do not pay this amount, we will charge you a penalty. This penalty is ½ of 1% (.005) of the tax not paid for each 30-day period or fraction of a 30-day period. We charge this penalty from the original due date of the return until the date you pay the tax. This penalty cannot exceed 25% of the unpaid tax. If we charge you the extension underpayment penalty, we will not charge you the late payment penalty under Arizona Revised Statutes (A.R.S.) § 42-1125(D).

NOTE: *If you are subject to two or more of the above penalties, the total cannot exceed 25%.*

Interest

We charge interest on any tax not paid by the due date. We will charge you interest even if you have an extension. If you have an extension, we will charge you interest from the original due date until the date you pay the tax. The Arizona interest rate is the same as the federal rate.

When Should You Amend a Return?

If you need to make changes to your return once you have filed, you should file Arizona Form 140X, *Individual Amended Income Tax Return*. You should file your amended return after your original return has processed. **Do not** file a new return for the year you are correcting. Generally, you have four years to amend a return to claim a refund.

If you amend your federal return for any year, you must also file an Arizona Form 140X for that year. You must file the Form 140X within 90 days of the final determination of the IRS.

If the IRS makes a change to your federal taxable income for any year, you must report that change to Arizona. You may use one of the following two options to report this change.

Option 1

You may file a Form 140X for that year. If you choose this option, you must amend your Arizona return within 90 days of the final determination of the IRS. Include a complete copy of the federal notice with your Form 140X.

Option 2

You may file a copy of the final federal notice with the department within 90 days of the final determination of the IRS. If you choose this option, you must include a statement in which you must:

1. Request that the department recompute your tax; and
2. Indicate if you agree or disagree with the federal notice.

If you do not agree with the federal notice, you must also include any documents that show why you do not agree. If you choose option 2, mail the federal notice and any other documents to:

Arizona Department of Revenue
 Individual Income Audit
 PO Box 29084
 Phoenix, AZ 85038-9084

Do You Need to Make Estimated Payments in 2015?

You must make Arizona estimated income tax payments during 2015 if:

Your filing status is:	AND Your Arizona gross income for 2014 was greater than:	AND Your Arizona gross income for 2015 exceeds:
Married Filing Joint	\$150,000	\$150,000
Single	\$75,000	\$75,000
Head of Household	\$75,000	\$75,000
Married Filing Separate	\$75,000	\$75,000

If you met the income threshold for 2014, you must make estimated payments during 2015, unless you are sure you will not meet the threshold for 2015.

As a part-year resident, your Arizona gross income is that part of your federal adjusted gross income that you must report to Arizona. Your Arizona gross income is on line 27 of the 2014 Form 140PY.

Use the worksheet for Form 140ES to figure how much your payments should be. For more information, see the department's brochure (012), *Arizona Individual Estimated Income Tax Payments*.

What if You Make Your Estimated Payments Late?

We will charge you a penalty if you fail to make any required payments. We will charge you a penalty if you make any of your required payments late. For details, see Arizona Form 221.

Can You Make Estimated Payments Even if You do Not Have to?

If you do not have to make Arizona estimated income tax payments, you may still choose to make them. For details, see Arizona Form 140ES.

Line-by-Line Instructions

Tips for Preparing Your Return:

- Make sure that you write your SSN on your return.
- Complete your return using black ink.
- You **must** round dollar amounts to the nearest whole dollar. If 50 cents or more, round up to the next dollar. If less than 50 cents, round down. Do not enter cents.
- When asked to provide your own schedule, include a separate sheet with your name and SSN at the top. Include your own schedules with your return. Include these schedules behind your return or behind your Schedules A, if itemizing.
- You must complete your federal return before you can start your Arizona return.
- Make sure you include your daytime telephone number. If filing a fiscal year return, fill in the period covered in the space provided at the top of the form.

Entering Your Name, Address, and SSN

Lines 1, 2, and 3 -

NOTE: *Make sure that you write your SSN on the appropriate line.*

Print or type your name, address, and SSN in the space provided. If you are a nonresident of the United States or a resident alien who does not have an SSN, use the individual taxpayer identification number (ITIN) the IRS issued to you.

If you are filing a joint return, enter your SSNs in the same order as your first names. *If your name appears first on the return, make sure your SSN is the first number listed.* Put your last names in the same order as your first names and SSNs.

If you are married filing separately, enter your name and SSN on the first line 1. Then enter your spouse's name and SSN on the second line 1.

NOTE: *Make sure your SSN is correct. If you are filing a joint return, also make sure you list your SSNs in the same order every year.*

Make sure that you enter your SSN on your return. Make sure that all SSNs are clear and correct. You may be subject to a penalty if you fail to include your SSN. It will take longer to process your return if SSNs are missing, incorrect, or unclear.

For a deceased taxpayer, see page 2 of these instructions.

Use your current home address. The department will send your refund or correspond with you at that address.

Foreign Addresses

If you have a foreign address, enter the information in the following order: city, province or state, and country. Follow the country's practice for entering the postal code. Do not abbreviate the country name.

Last Name(s) Used in Last 4 Prior Years

If the last name that you or your spouse are using on this return is not the same as the last name you or your spouse used on returns filed for the last 4 years, enter any other last name(s) that you or your spouse used when filing your return during the last 4 years.

ID Numbers for Paid Preparers

If you pay someone else to prepare your return, that person must also include an ID number where requested.

A paid preparer may use any of the following.

- his or her PTIN
- his or her SSN
- the EIN for the business

A paid preparer who fails to include the proper ID number may also be subject to a penalty.

Determining Your Filing Status

The filing status that you use on your Arizona return may be different from that used on your federal return.

Use this section to determine your filing status. Check the correct box (4 through 7) on the front of Form 140PY.

Box 4 - Married Filing Joint Return

If you are married and filing a joint return, check box 4.

You may file a joint return if you were married as of December 31, 2014. It does not matter whether or not you were living with your spouse. You may file a joint return, even if you and your spouse filed separate federal returns.

You may file a joint return if your spouse died during 2014 and you did not remarry in 2014. See page 2 of these instructions for details.

If you are a part-year resident married to an Arizona full year resident, you may file a joint return with your full year resident spouse. If filing a joint return with your full year resident spouse, you must use Form 140PY.

NOTE: *The department has issued a ruling on filing a joint return with your full-year resident spouse. This ruling is ITR 14-1.*

Box 5 - Head of Household

If you are filing as a head of household, check box 5.

You may file as head of household on your Arizona return, only if one of the following applies.

- You qualify to file as head of household on your federal return.
- You qualify to file as a qualifying widow or widower on your federal return.

Box 6 - Married Filing Separate Return

If you are filing a separate return, check box 6 and enter your spouse's name and SSN on the second line 1.

If you were married as of December 31, 2014, you may choose to file a separate return. You may file a separate return, even if you and your spouse filed a joint federal return.

Arizona is a community property state. If you file a separate return, you must figure how much income to report using community property laws. If one spouse is a resident and the other spouse is not, special rules apply when filing a separate return.

The department has issued a ruling on how to report income in this case. This ruling is ITR 93-20.

NOTE: *In some cases you may treat community income as separate income. The department has issued a ruling on when you may treat community income as separate income. This ruling is ITR 93-22.*

Box 7 - Single

If you are filing as single, check box 7.

Use this filing status if you were single on December 31, 2014. You are single if any of the following apply to you.

- You have never been married.
- You are legally separated under a decree of divorce or of separate maintenance.
- You were widowed before January 1, 2014, and you did not remarry in 2014, and you do not qualify to file as a qualifying widow or widower with dependent children on your federal return.

NOTE: *If you got divorced during the year, see our income tax ruling, ITR 14-2; and Publication 200 for help completing your return.*

Exemptions

Enter the number of exemptions you are claiming in boxes 8, 9, 10, and 11. Do **not** put a **check mark**. You may lose the exemption if you put a checkmark in these boxes.

You may lose the dependent exemption if you do not complete the Dependent section on page 1.

Box 8 - Age 65 and Over

Enter "1" in box 8 if you or your spouse were 65 or older in 2014. Enter "2" in box 8 if both you and your spouse were 65 or older in 2014.

Box 9 - Blind

Enter "1" in box 9 if you or your spouse is totally or partially blind. Enter "2" in box 9 if both you and your spouse are totally or partially blind.

If you or your spouse were partially blind as of December 31, 2014, you must get a statement certified by your eye doctor or registered optometrist that:

1. You cannot see better than 20/200 in your better eye with glasses or contact lenses; or
2. Your field of vision is 20 degrees or less.

If your eye condition is not likely to improve beyond the conditions listed above, you can get a statement certified by your eye doctor or registered optometrist to that effect instead. You must keep the statement for your records.

Box 10 - Dependents

NOTE: *If a person who is a qualifying parent or grandparent also qualifies as your dependent, you may claim that person as a dependent **or** you may claim that person as a qualifying parent or grandparent. You may **not** claim that same person in both Box 10 and Box 11.*

You must complete the Dependent section on page 1 of your return before you can total your dependent exemptions. You may claim only the following as a dependent.

- A person that qualifies as your dependent on your federal return.

NOTE: *If you do not claim a dependent exemption for a student on your federal return in order to allow the student to claim a federal education credit on the student's federal return, you may still claim the exemption on your Arizona return. For more information, see Individual Income Tax Ruling ITR 05-02.*

- A person who is age 65 or over (related to you or not) that does not qualify as your dependent on your federal return, but one of the following applies.
 1. In 2014, you paid more than one-fourth of the cost of keeping this person in an Arizona nursing care institution, an Arizona residential care institution, or, an Arizona assisted living facility. Your cost must be more than \$800.
 2. In 2014, you paid more than \$800 for either Arizona home health care or other medical costs for the person.
- A stillborn child if the following apply:
 1. The stillbirth occurred in Arizona during 2014.
 2. You received a certificate of birth resulting in stillbirth from the Arizona Department of Health Services.
 3. The child would have otherwise been a member of your household.

Box 11 - Qualifying Parents and Grandparents

NOTE: *If a person who is a qualifying parent or grandparent also qualifies as your dependent, you may claim that person as a dependent **or** you may claim that person as a qualifying parent or grandparent. You may **not** claim that same as a dependent and a qualifying parent or grandparent.*

You must complete the Dependent section, on page 1 of your return before you can total your exemptions for qualifying parents and grandparents. A qualifying parent or grandparent may be any one of the following.

- Your parent or your grandparent, great grandparent, great great grandparent, etc.
- If married filing a joint return, your spouse's parent or grandparent, great grandparent, great great grandparent, etc.

You may claim this exemption if all of the following apply.

1. The parent or grandparent was 65 years old or older during 2014.
2. The parent or grandparent lived in your principal residence for the entire taxable year.

If your parent or grandparent died during the taxable year, this requirement will still be met if he or she lived with you for the entire part of the year in which he or she was alive. Temporary absences by the parent or grandparent for special circumstances, such as a hospital stay or care in a hospice facility, count as time lived in the taxpayer's principle residence.

3. You paid more than one-half of the support and maintenance costs of the parent or grandparent during the taxable year.

To help you determine if you paid more than one-half of your parent or grandparent's support during the taxable year, it is recommended that you review the department's Income Tax Procedure, ITP 14-1, and complete the worksheet. Keep the worksheet for your records.

4. The parent or grandparent required assistance with activities of daily living.

The term "activities of daily living" means two or more of the listed categories activities of daily living. Activities of daily living include both basic activities of daily living and instrumental activities of daily living. The categories of activities of daily living are dressing, eating, ambulating, toileting, medicating and hygiene, shopping, housekeeping, managing personal finances, basic communication, food-preparation and transportation.

For more information regarding what the term "activities of daily living" means when determining an Arizona resident taxpayer's eligibility for this exemption, see the department's Income Tax Ruling, ITR 14-3.

To help you determine if your parent or grandparent required assistance with activities of daily living, it is recommended that you review the department's Income Tax Procedure, ITP 14-2, and complete the check-list. Keep the check-list for your records.

Reporting Your Residency Status

Check the appropriate box.

Line 12 Box - Part-Year Resident Other than Active Military

Check box 12 if you were an Arizona resident for part of 2014 and were not an active duty military member.

Line 13 Box - Part-Year Resident Active Military

Check box 13 if you were an active duty military member who either began or gave up Arizona residency during 2014.

Dependents

Completing the Dependent Section

If you need additional lines to list all of your dependents, including qualifying parents and grandparents, complete page 3, *Dependent Information – Continuation Sheet*, and include this page with your return. Be sure to check the box indicating you are completing page 3.

Do **not** include page 3 with your return if you do not use it.

Dependent Information: children and other Dependents

Enter the following.

- The dependent's name. If you are claiming an exemption for a stillborn child and the child was not named, enter "stillborn child" in place of a name.
- The dependent's SSN. If you are claiming an exemption for a stillborn child enter the certificate number from the certificate of birth resulting in stillbirth.
- The dependent's relationship to you.

- The number of months the dependent lived in your home during 2014. If you are claiming an exemption for a stillborn child, enter the date of birth resulting in the stillbirth.
- Check the box if this person did not qualify as a dependent on your federal return.
- Check the box if you did not claim this person (student) as a dependent on your federal return in order to allow that student to claim a federal education credit on the student's federal return.

You may lose the exemption if you do not furnish this information.

Enter the total number of dependents listed in Box 10.

Qualifying parents and grandparents

Enter the following.

- The name of the qualifying parent or grandparent.
- The SSN of the qualifying parent or grandparent.
- The qualifying parent's or grandparent's relationship to you, or your spouse if filing a joint return.
- The number of months the dependent lived in your home during 2014. If you are claiming an exemption for a stillborn child, enter the date of birth resulting in the stillbirth.
- Check the box if this person is age 65 or older.
- Check the box if this person died in 2014.

You may lose the exemption if you do not furnish this information.

Enter the total number of qualifying parents or grandparents listed in Box 11.

Line 14 – Dates of Arizona Residency

If you became an Arizona resident during 2014, enter the date that you became an Arizona resident. If you gave up your Arizona residency during 2014, do both of the following.

- Enter the date you became an Arizona resident.
- Enter the date you gave up your Arizona residency.

Enter the name of the other state(s) of residency in the space provided.

Determining Arizona Income

Use lines 15 through 27 to determine what portion of your total income is taxable by Arizona.

You must complete your federal return before completing your Arizona return. You must complete a 2014 federal return to determine your federal adjusted gross income, even if not filing a federal return.

Arizona uses federal adjusted gross income as a starting point to determine Arizona taxable income.

NOTE: *If you are unable to determine the proper line to use, please contact one of the numbers listed on page 1.*

FEDERAL Column

Enter the actual amounts shown on your 2014 federal income tax return in the FEDERAL column. Complete lines 15 through 26. Line 26 should equal the federal adjusted gross income shown on your 2014 federal return Form 1040, Form 1040A, Form 1040EZ, or Form 1040NR.

ARIZONA Column

Enter that portion of your federal income received while you were an Arizona resident in the ARIZONA column. For example, if you became an Arizona resident on June 30, enter all income you received from that day to December 31, 2014.

NOTE: *If you also have Arizona source income for the portion of the taxable year you were an Arizona nonresident, also include that source income on the appropriate line in the ARIZONA column.*

The Tax Reform Act of 1986 limits the amount of losses that you may deduct from passive activities. A passive activity is one that involves the conduct of any trade or business in which the taxpayer does not materially participate.

As a part-year resident, your Arizona gross income may include some of these losses. For the part of the year you were an Arizona resident, you may consider any passive losses that arose while an Arizona resident. For the part of the year you were an Arizona nonresident, you may consider only those passive losses that arose from Arizona sources.

Your 2014 Arizona gross income can include only losses you used on your 2014 federal return.

The following line-by-line instructions apply to the ARIZONA column.

Line 15 – Wages, Salaries, Tips, etc.

Enter all amounts received while an Arizona resident. Also enter all amounts received from Arizona employment during the part of the year you were an Arizona nonresident.

NOTE: *Do not include active duty military pay for the part of the year you were a nonresident.*

Line 16 – Interest

Enter all amounts received while an Arizona resident.

You must also enter any interest income derived from Arizona sources during the part of the year you were an Arizona nonresident. Interest income from Arizona sources is interest income that has acquired an Arizona business situs.

If you received tax exempt interest from municipal bonds, include a schedule listing the payors and the amount received from each payor. You may also want to include supporting documents for amounts received from Arizona municipal bonds that are exempt from Arizona income tax. These may be items such as bank statements, brokerage statements, etc.

Be sure you add the amount you received while an Arizona resident from non-Arizona municipal bonds to your income on line 30.

Line 17 – Dividends

Enter all amounts received while an Arizona resident.

You must also enter any dividends derived from Arizona sources during the part of the year you were an Arizona nonresident. Dividend income from Arizona sources is dividend income that has acquired an Arizona business situs.

Line 18 – Arizona Income Tax Refunds

Enter the amount of Arizona income tax refunds received in 2014 that you included in your federal adjusted gross income.

Line 19 – Alimony Received

Enter amounts received while an Arizona resident.

Line 20 – Business Income or (Loss)

Enter any business or farm income or (loss) incurred while you were an Arizona resident. Also enter income or (loss) derived from Arizona businesses during the part of the year you were an Arizona nonresident.

Line 21 – Gains or (Losses)

Enter any gain or (loss) on property sold while an Arizona resident if you included the amount as income on your 2014 federal return. Also enter gains or (losses) on sales of Arizona property during the part of the year you were an Arizona nonresident.

Line 22 – Rents, etc.

Enter income received from rents, royalties, partnerships, estates, trusts, small business corporations, etc., while an Arizona resident.

Also enter rents or royalties earned on Arizona properties during the part of the year you were an Arizona nonresident. Enter any income or (loss) derived from Arizona sources from partnerships, small business corporations, etc., during the part of the year you were an Arizona nonresident.

Line 23 – Other Income Reported on Your Federal Return

Enter other income shown on your federal return that you received while an Arizona resident. Other income may include pensions, social security, unemployment, and lottery winnings. Include a schedule listing these other items. Also enter any other income derived from Arizona sources during the part of the year you were an Arizona nonresident.

Net Operating Losses

Arizona does not have specific provisions for calculating the net operating loss of an individual. Generally, the amount of net operating loss deduction included in your federal adjusted gross income is the amount allowable for Arizona purposes. However, there are instances when the amount allowable for Arizona purposes may be different.

As a part-year resident, Arizona recognizes that portion of the federal net operating loss which is attributable to income taxed by Arizona as the Arizona net operating loss.

As a part-year Arizona resident, include in Arizona gross income the amount of federal net operating loss carry forward or carryback attributable to Arizona unless any of the following apply.

1. The net operating loss attributable to Arizona included in your federal adjusted gross income has already been deducted for Arizona purposes.
2. The net operating loss included in your federal adjusted gross income was incurred from non-Arizona sources while a nonresident.

Enter the amount of net operating loss deduction included in your federal adjusted gross income that was attributable to income taxed by Arizona. Do not include any amount of the loss that has already been deducted for Arizona purposes.

For information on deducting a net operating loss carryback in cases where you did not make an election under Internal Revenue Code (IRC) § 172(b)(1)(H), see the department's income tax procedure, ITP 99-1. If you made an election under IRC § 172(b)(1)(H), see the instructions for line 47 "Other Subtractions From Income."

Line 24 – Total Income

Add lines 15 through 23 and enter the total.

Line 25 – Federal Adjustments

If any of the following are included in adjustments shown on your federal return, make an entry on this line as explained below.

1. IRA: Enter the amount actually paid while an Arizona resident for your IRA and/or your spouse’s IRA.
2. Student loan interest: Enter the amount you paid while an Arizona resident.
3. Self-employed SEP, SIMPLE and qualified plans: Enter the amount actually paid while an Arizona resident.
4. Self-employment tax: Enter that portion of the self-employment tax that relates to self-employment income reportable to Arizona.
5. Self-employed health insurance: Enter that amount of self-employed health insurance that was actually paid while an Arizona resident.
6. Penalty on early withdrawal of savings: Multiply the federal deduction by the ratio of your Arizona interest to your federal interest.
7. Alimony: Enter the amount actually paid while an Arizona resident.
8. Moving expenses: Enter the amount of moving expenses included in your federal adjusted gross income that you accrued and paid during the part of the year you were an Arizona resident.

NOTE: Do not enter any amounts for items 1 through 8 above unless you deducted these items in computing your federal adjusted gross income.

If your federal return shows other adjustments to income, include your own schedule to show your calculation.

Line 26 – Federal Adjusted Gross Income

Subtract line 25 from line 24 in the FEDERAL column.

Line 27 – Arizona Income

Subtract line 25 from line 24 in the ARIZONA column.

Line 28 – Arizona Percentage

Divide line 27 by line 26, and enter the result on line 28. **Do not enter more than 100 percent. Do not enter less than 0.** This is the Arizona percentage of your total income.

Example:		
Arizona Income from line 27	Federal Adjusted Gross Income from line 26	Arizona percentage
\$ 7,500	\$ 30,000	$\$7,500/\$30,000 = 25\%$
\$ 10,000	\$ 9,000	$\$10,000/\$9,000=111.1\%$ Taxpayer would enter 100% on line 28.

- If Arizona gross income is positive (greater than zero), and federal adjusted gross income is equal to or less than zero (negative), enter 100% on line 28.
- If Arizona gross income is equal to or less than zero (negative) and federal adjusted gross income is positive, enter 0% on line 28.
- If Arizona gross income and federal adjusted gross income are both negative, divide the Arizona amount by the federal amount and enter the percentage on line 28. The percentage cannot be more than 100%.

Additions to Income

Line 29 - Total Depreciation Included in Arizona Gross Income

Enter the amount of depreciation deducted on the federal return that is included in Arizona gross income. If you make an entry here, you should also take a subtraction on line 41, for the amount that is attributable to income taxable by Arizona. See the instructions for line 41.

NOTE: You may take a subtraction, on line 42, for Arizona bonus depreciation on assets placed in service during 2013. For more information, see the department’s income tax procedure, ITP 14-3.

Line 30 - Other Additions to Income

Use line 30 if any of the special circumstances below apply. Include your own schedule, explaining any amounts entered on line 30.

A. Non-Arizona Municipal Interest

Enter interest income earned from non-Arizona municipal bonds while an Arizona resident.

NOTE: You may reduce this addition by any interest or other related expenses incurred to purchase or carry the obligation. As a part-year resident, you may reduce the addition by the amount of those expenses attributable to income subject to Arizona tax. You may reduce the addition by those expenses that you could not deduct on your federal return.

B. Ordinary Income Portion of Lump Sum Distribution Excluded on Your Federal Return

Arizona law does not provide for averaging. Enter the amount of the distributions received while an Arizona resident and treated as ordinary income on your federal return. If you chose to treat the capital gain portion of the distributions as ordinary income, you must also include that amount on line 30. For more information, see income tax ruling, ITR 93-5.

C. Fiduciary Adjustment

A fiduciary uses Form 141AZ, Schedule K-1, to report to you your share of the fiduciary adjustment from the trust or estate. Line 3 of Form 141AZ, Schedule K-1, shows your share of the fiduciary adjustment from the estate or trust. Depending on your situation, you may either add (line 30) or subtract (line 47) this amount.

If the amount reported on line 3 of your AZ Form 141AZ, Schedule K-1, is a positive number, enter that portion of line 3 that is allocable to estate or trust income taxable by Arizona as an addition. Enter the addition on line 30.

If the amount on line 3 of your AZ Form 141AZ, Schedule K-1, is a negative number, enter that portion of line 3 that is allocable to estate or trust income taxable by Arizona as a subtraction from income. Enter the subtraction on line 47.

D. Partnership Income

Depending on your situation, you may either add (line 30) or subtract (line 47) this amount.

Use this adjustment if your Arizona Form 165, Schedule K-1, shows a difference between federal and state distributable income.

If the difference reported on your Form 165, Schedule K-1, is a positive number, enter that portion of the difference that is allocable to partnership income taxable by Arizona as an addition. Enter the addition on line 30.

If the difference reported on your Form 165, Schedule K-1, is a negative number, enter that portion of the difference that is allocable to partnership income taxable by Arizona as a subtraction. Enter the subtraction on line 47.

E. Items Previously Deducted for Arizona Purposes

Arizona statutes prohibit a taxpayer from deducting items more than once. If your Arizona taxable income includes items previously deducted for Arizona purposes, you must add such amounts to your Arizona gross income.

F. Claim of Right Adjustment for Amounts Repaid in 2014

You must make an entry here if **all** of the following apply.

1. During 2014, you were required to repay amounts held under a claim of right.
2. The amount required to be repaid was subject to Arizona income tax in the year included in income.
3. The amount required to be repaid during 2014 was more than \$3,000.
4. You took a deduction for the amount repaid on your 2014 federal income tax return.
5. The deduction taken on your federal income tax return is reflected in your Arizona taxable income.

If the above apply, enter the amount deducted on your federal income tax return which is reflected in your Arizona taxable income.

For more information, see the department's income tax procedure, ITP 95-1.

G. Claim of Right Adjustment for Amounts Repaid in Prior Taxable Years

You must make an entry here if **all** of the following apply.

1. During a year prior to 2014 you were required to repay income held under a claim of right.
2. You computed your tax for that prior year under Arizona's claim of right provisions.
3. A net operating loss or capital loss was established due to the repayment made in the prior year.
4. You are entitled to take that net operating loss or capital loss carryover into account when computing your 2014 Arizona taxable income.
5. The amount of the loss carryover included in your Arizona gross income is more than the amount allowed to be taken into account for Arizona purposes.

Enter the amount by which the loss carryover included in your Arizona gross income is more than the amount allowed for the taxable year under Arizona law.

H. Addition to S Corporation Income Due to Credits Claimed

Shareholders of an S corporation who claim a credit passed through from an S corporation must make an addition to income for the amount of expenses disallowed by reason of claiming the credit.

An S corporation that passes the following credits through to its shareholders must notify each shareholder of his or her pro rata share of the adjustment. You must enter an amount on this line when claiming any of the following credits.

- Agricultural water conservation system credit (Form 312)
- Environmental technology facility credit (Form 305)
- Pollution control credit (Form 315)
- Credit for solar hot water heater plumbing stub outs and electric vehicle recharge outlets (Form 319)

- Credit for employment of TANF recipients (Form 320)
- Agricultural pollution control equipment credit (Form 325)
- Motion picture credits (Form 334)

I. Solar Hot Water Heater Plumbing Stub Out and Electric Vehicle Recharge Outlet Expenses

If you claim a credit on Form 319, for installing solar hot water heater plumbing stub outs or electric vehicle recharge outlets in a dwelling you constructed, you cannot deduct any expenses for which you claim the credit. If you take this credit, enter the amount of such expenses that you deducted on your federal return.

J. Wage Expense for Employers of TANF Recipients

If you claim a credit on Form 320, for employing TANF recipients, you cannot deduct any wage expense for which you claim the credit. If you take this credit, enter the amount of such expenses that you deducted on your federal return.

K. Motion Picture Expenses

If you claim a motion picture credit on Form 334, you cannot deduct any expenses related to the production or related to a transferred credit. Enter the amount of any such expenses that were deducted in computing Arizona gross income for which you claimed a credit.

L. Adjusted Basis in Property for Which You Have Claimed a Credit for Investment in Qualified Small Businesses

If you claim a credit for an investment in a qualified small business on Form 338, you must adjust your basis in the investment by the amount of the credit claimed. You must report this difference in basis on the Arizona return that you file for the taxable year in which you sell or otherwise dispose of the investment. If you sold or otherwise disposed of the investment during the 2014 taxable year, enter the amount by which the adjusted basis computed under the IRC with respect to that property exceeds the adjusted basis of the property computed under A.R.S. § 43-1074.02.

M. Nonqualified Withdrawals From 529 College Savings Plans

You must make an addition to income if both of the following apply to you.

1. You received a nonqualified withdrawal from a 529 college savings plan.
2. You did not include the amount of the withdrawal in your federal adjusted gross income.

The amount that you must add is the amount withdrawn, but no more than the difference between the amount of contributions subtracted in prior years and the amount added in any prior years.

A nonqualified withdrawal is a withdrawal other than any of the following.

1. A qualified withdrawal. A qualified withdrawal is a withdrawal from an account to pay the qualified higher education expenses of the designated beneficiary of the account.
2. A withdrawal made as the result of the death or disability of the designated beneficiary of an account.
3. A withdrawal that is made on the account of a scholarship, or the allowance or payment described in IRC § 135(d)(1)(B) or (C) and that is received by the designated beneficiary, but only to the extent of the amount of this scholarship, allowance or payment.
4. A rollover or change of designated beneficiary.

N. Original Issue Discount (OID) on Reacquisition of Debt Instrument

For federal purposes, when a taxpayer made the special election to defer discharge of indebtedness (DOI) income under IRC § 108(i) (for 2009 or 2010), the taxpayer was not allowed to take a deduction with respect to the portion of any OID that accrued with respect to that DOI income, during the income deferral period. In this case, the taxpayer had to deduct the aggregate amount of the OID deductions disallowed ratably over a 5 year period, beginning with the period in which the income was includible in federal adjusted gross income.

Arizona did not adopt the federal provisions requiring a taxpayer to defer the OID deduction in cases where the taxpayer federally deferred the DOI income. For Arizona purposes you were required to add the amount of deferred DOI income to Arizona gross income on the return filed for the year in which you reacquired the debt instrument if the debt reacquisition occurred while you were an Arizona resident, or if the DOI income was from an Arizona source. In this case, you were allowed to subtract any OID related to that DOI income in the year the OID accrued. (See the instructions for line 47, "Other Subtractions From Income.")

If your Arizona gross income includes a deduction for any accrued OID that you have already subtracted for Arizona purposes, you must make an addition to Arizona income for the amount of deferred OID deducted on your federal return that you included in your Arizona gross income. Generally, this addition will not apply until taxable year 2014 through 2018. On line 30, enter the amount of any previously deferred OID that you deducted in computing your 2014 Arizona gross income, to the extent that the amount was previously subtracted from Arizona gross income.

O. Qualified Health Insurance Plans

If you claim a credit on Form 347 for providing a qualified health insurance plan for your employees who are Arizona residents, you may not deduct any expenses for which you claim the credit. If you claim this credit, enter the amount of such expenses that you deducted on your federal return.

P. Sole Proprietorship Loss of an Arizona Nonprofit Medical Marijuana Dispensary Included in Federal Adjusted Gross Income

If you are registered as an Arizona sole proprietorship with the Arizona Department of Health Services to operate in this state as a nonprofit medical marijuana dispensary, you are required to add the amount of the loss from the dispensary that is included in the computation of your federal adjusted gross income. Include the amount of the loss on line 30.

NOTE: *If the Arizona nonprofit medical marijuana dispensary is registered with the Arizona Department of Health Services as anything other than a sole proprietorship, this addition does not apply.*

Q. Arizona Long-Term Health Care Savings Account (AZLTHSA) Withdrawals

You must add amounts withdrawn from your AZLTHSA if you used the money for purposes other than paying qualified long-term health care expenses. For more information, see A.R.S. § 43-1032.

R. Other Adjustments

Other special adjustments may be necessary. You may need to make an addition for depreciation or amortization. You

may also need to make an addition if you claimed certain tax credits. Call one of the numbers listed on page 1, if any of the following apply.

- You sold or disposed of property that was held for the production of income and your basis was computed under the Arizona Income Tax Act of 1954, as amended (1978 prior), except depreciable property.
- You claimed the environmental technology facility credit.
- You claimed the pollution control credit.
- You claimed the recycling equipment credit.
- You claimed the agricultural pollution control equipment credit.
- You elected to amortize the cost of a child care facility under Arizona law in effect before 1990. You are still deducting amortization or depreciation for that facility on your federal income tax return.

Line 31 -

Add lines 27, 29, and 30. Enter the total on line 31.

Subtractions From Income

You may only subtract those items for which statutory authority exists. Without such authority, you cannot take a subtraction. If you have any questions concerning subtractions from income, call one of the numbers listed on page 1.

NOTE: *You may not subtract any amount which is allocable to income excluded from your Arizona taxable income.*

Lines 32 through 36 - Net Capital Gain or (loss)

NOTE: *If you reported a net capital gain or (loss) on your federal tax return, you must enter the amount of qualified Arizona net gain or (loss), on line 32. See the instructions for line 32.*

If you entered an amount on line 36, you must complete lines 34 and 35. If you do not complete lines 34 and 35, you cannot take the subtraction.

You may subtract a percentage of any net long-term capital gain included in your federal adjusted gross income that is derived from an investment in an asset acquired after December 31, 2011. For 2014, the percentage is 20% (.20).

As a part-year resident, you may take the allowable subtraction for only those qualified net long-term capital gains that are from the following.

- Qualified net long-term capital gains sourced to Arizona during the period that you were an Arizona nonresident.
- All qualified net long-term capital gains during the period that you were an Arizona resident.

You **must** complete the worksheet at the end of these instructions, *Worksheet for Net Long-Term Capital Gain Subtraction for Assets Acquired after December 31, 2011*, to take the allowable subtraction.

Line 32 - Total Arizona Sourced Net Capital Gain or (loss)

Enter the total amount of net capital or (loss) from Arizona sources.

Line 33 - Total Net Short-Term Capital Gain or (Loss)

Enter the total amount of net short-term capital gain included in your federal adjusted gross income.

NOTE: *If you are not required to report dividend distributions and/or short-term capital gains from mutual funds on federal Form Schedule D, do not include the short-term capital gain distributed by the mutual fund on line 33.*

Line 34 - Total Net Long-Term Capital Gain or (Loss)

Enter the amount from the worksheet, line 14, column (c).

Line 35 - Net Long-Term Capital Gain From Assets Acquired After December 31, 2011

Enter the amount from the worksheet, line 14, column (e).

Line 36 - Net Long-Term Capital Gain Subtraction From Income

Multiply the amount on line 35 by 20% (.20) and enter the result.

Line 37- Net Capital Gain from Investment in a Qualified Small Business

Beginning in 2014, you may subtract the amount of any net capital gain included in federal adjusted gross income for the taxable year derived from investment in a qualified small business as determined by the Arizona Commerce Authority pursuant to A.R.S. § 41-1518.

Caution: *If the amount entered on line 37 includes any long-term capital gain from an investment made after December 31, 2011, you cannot include that portion of the net capital gain in your computation of the allowable subtraction for any net long-term capital gain from assets acquired after December 31, 2011 and included in federal adjusted gross income. For more information, see the instructions on page 26 for the amount to enter on line 13 of the net long-term capital gain worksheet.*

Line 38 – Contributions to 529 College Savings Plans

You may subtract amounts you contribute to 529 college savings plans during the taxable year. You may subtract the amount you contributed during the year, while an Arizona resident, up to a total of \$2,000 (\$4,000 for a married couple filing a joint return). If you are married filing separate returns, either you or your spouse may take the subtraction, or you may divide it between you, but the total taken by both of you cannot be more than \$4,000.

If you contribute more than \$2,000 (\$4,000 if married) during the year, your total subtraction is still limited to \$2,000 (\$4,000 if married). For example, Jorge and Kate are married and have two children. During 2014, Jorge and Kate contributed \$2,500 to a 529 plan for Child 1 and \$2,500 to a 529 plan for Child 2. Even though Jorge and Kate contributed a total of \$5,000 during 2014, they may subtract only \$4,000 on their 2014 return.

You may take a subtraction for a contribution that you made during 2014, to a plan that existed before 2014. You may take a subtraction for a contribution that you made during 2014, to a plan established in another state. You may take a subtraction for a contribution that you made in 2014, to any 529 college savings plan. This could be a plan established for a child, grandchild, niece, nephew, or any other person for whom a plan has been established.

You cannot take a subtraction for an amount transferred from one college savings plan to a different college savings plan (a rollover).

Line 39 -

Subtract lines 36, 37 and 38 from line 31.

Line 40 -

Enter the amount from page 1, line 39.

Line 41 – Recalculated Arizona depreciation

For Assets placed in service during taxable years beginning before December 31, 2012, enter the total amount of depreciation allowable pursuant to IRC § 167(a) for the taxable year calculated as if you had elected not to claim bonus depreciation for eligible properties for federal purposes. Enter the amount that is attributable to income taxable by Arizona.

For assets placed in service during taxable year beginning from and after December 31, 2012 through December 31, 2013, the amount of the subtraction depends on the method you used to compute the depreciation for these assets. Enter the amount that is attributable to income taxable by Arizona.

NOTE: *For more information, see the department's individual income tax procedure, ITP 14-3.*

For assets placed in service during the taxable years beginning from and after December 31, 2013, enter the total amount of depreciation allowable pursuant to IRC § 167(a) for the taxable year calculated as if the bonus depreciation is 10% of the amount of federal depreciation pursuant to IRC § 168(k). Enter the amount that is attributable to income taxable by Arizona.

Add all amounts together and enter the total on line 41.

Line 42 – 2013 Arizona Depreciation Adjustment for Assets Placed in Service in Taxable Year 2013

For an asset placed in service during taxable year 2013, Arizona law allows a taxpayer that claimed bonus depreciation for the asset on the federal income tax return, to make an election to claim Arizona bonus depreciation for that asset on the 2014 Arizona income tax return. This election is made by taking a subtraction, on the 2014 Arizona income tax return, for Arizona bonus depreciation for the asset placed in service during tax year 2013. The Arizona bonus depreciation is 10% of the amount of bonus depreciation claimed on the federal income tax return.

On line 42, enter the amount of allowable Arizona depreciation adjustment for an asset placed in service during the 2013 taxable year.

NOTE: *For more information and examples of how to calculate Arizona bonus depreciation, see the department's Income Tax Procedure, ITP 14-3.*

Line 43 - Adjustment for IRC § 179 Expense Not Allowed in Prior Years

If you made an addition for IRC § 179 expense on your 2010, 2011, and/or 2012 return, enter 20% of the amount added for 2010, 2011 and/or 2012.

Line 44 - Interest on U.S. Obligations

Enter the amount of interest income from U.S. Government obligations included on line 16 in the ARIZONA column.

U.S. Government obligations include obligations such as U.S. savings bonds and treasury bills. You cannot deduct any interest or other related expenses incurred to purchase or carry the obligations. If such expenses are included in your Arizona gross income, you must reduce the subtraction by such expenses. If you are itemizing deductions on your Arizona return, you must exclude such expenses from the amount deducted.

NOTE: Do not subtract interest earned on FNMA or GNMA bonds since this interest is taxable by Arizona. For details, see the department's income tax ruling, ITR 06-1.

Do not subtract any amount received from a qualified pension plan that invests in U.S. Government obligations. Do not subtract any amount received from an IRA that invests in U.S. Government obligations. These amounts are not interest income. For more information, see the department's income tax rulings, ITR 96-2 and ITR 96-3.

Line 45 - Arizona Lottery Winnings

You may subtract up to \$5,000 of winnings received in 2014 for Arizona lottery prizes. Only subtract those Arizona lottery winnings that you included on line 23 in the ARIZONA column and reported on your federal income tax return.

If you subtract Arizona lottery winnings here, you may have to adjust the amount of gambling losses claimed as an itemized deduction.

Line 46 - U.S. Social Security Benefits or Railroad Retirement Benefits

Arizona does not tax social security benefits received under Title II of the Social Security Act. Arizona does not tax railroad retirement benefits received from the Railroad Retirement Board under the Railroad Retirement Act. If you included such social security or railroad retirement benefits on your federal return as income and also included this amount in the ARIZONA column on line 23, subtract this income on line 47.

Subtract only the amount you reported as income on your federal return and included on line 23 in the ARIZONA column.

See the department's income tax ruling, ITR 96-1, for more information about railroad retirement benefits.

Line 47 - Other Subtractions From Income

Use line 47 if any of the following special circumstances apply. Include your own schedule, explaining any amounts entered here.

A. Exclusion for U.S. Government, Arizona State, or Local Government Pensions

If you receive pension income from any of the sources listed below, subtract the amount you received or \$2,500, whichever is less. Include only the amount you reported as income on your federal return and included on line 23 in the ARIZONA column. If both you and your spouse receive such pension income, each spouse may subtract the amount received or \$2,500, whichever is less.

Public pensions from the following sources qualify for this subtraction.

- The United States Government Service Retirement and Disability Fund
- The United States Foreign Service Retirement and Disability System
- Retired or retainer pay of the uniformed services of the United States

- Any other retirement system or plan established by federal law

NOTE: This applies only to those retirement plans authorized and enacted into the U.S. Code. This does not apply to a retirement plan that is only regulated by federal law (i.e., plans which must meet certain federal criteria to be qualified plans).

- The Arizona State Retirement System
- The Arizona State Retirement Plan
- The Corrections Officer Retirement Plan
- The Public Safety Personnel Retirement System
- The Elected Officials' Retirement Plan
- A retirement plan established for employees of a county, city, or town in Arizona
- An optional retirement program established by the Arizona Board of Regents under Arizona Revised Statutes
- An optional retirement plan established by an Arizona community college district.

NOTE: Public retirement pensions from states other than Arizona do not qualify for this subtraction.

B. Agricultural Crops Given to Arizona Charitable Organizations

Arizona law allows a subtraction for qualified crop gifts made during 2014 to one or more charitable organizations. To take this subtraction, all of the following must apply.

1. You must be engaged in the business of farming or processing agricultural crops.
2. The crop must be grown in Arizona.
3. You made your gift to a charitable organization located in Arizona that is exempt from Arizona income tax.

The subtraction is the greater of the wholesale market price or the most recent sale price for the given crop. The amount of the subtraction cannot include any amount deducted pursuant to IRC § 170 with respect to the crop contribution that exceeds the cost of producing the contributed crop.

To determine if your crop contribution qualifies for this subtraction, see individual income tax procedure, ITP 12-1.

C. Certain Wages of American Indians

Enrolled members of American Indian tribes may subtract wages earned while living and working on their tribe's reservation. You can subtract only those amounts that you included on line 15, ARIZONA column. The federal government must recognize these tribes. For more information, see income tax ruling, ITR 96-4.

D. Pay Received for Active Service as a Member of the Reserves, National Guard, or the U.S. Armed Forces

If you are a member of the reserves or the National Guard, you may subtract pay received for active service as a reservist or as a National Guard member, including pay received for weekend or two-week training periods. You may subtract the amount of pay received for active service as a reservist or as a National Guard member that you had to include in your Arizona gross income. Enter only that amount of pay reported on your 2014 federal return that you also included on line 15 in the ARIZONA column.

Members of the U.S. armed forces may subtract pay received for active duty military service, including pay for serving in a combat zone or an area given the treatment of a combat zone. If you are a member of the U.S. armed forces, you may subtract the amount of pay received for active duty

military service that you had to include in your Arizona gross income. Enter only that amount of pay reported on your 2014 federal return that you also included on line 15 in the ARIZONA column.

Military Technician (dual status)

You may not subtract any income you received for full-time civil service employment as a "military technician (dual status)". Compensation received by a "military technician (dual status)" for federal civil service employment for the National Guard or for the United States Reserves, is not income received for active service as a National Guard member for a Reserve member even though the employee may be required to wear a military uniform while at work. For more information, see the department's Income Tax Ruling ITR 12-2.

NOTE: *You may not subtract pay received for active duty service as a member of the U.S. Public Health Service or NOAA. For more information, see the income tax ruling, ITR 10-1.*

E. Federally Taxable Arizona Municipal Interest as Evidenced by Bonds

Enter the amount of any interest income received on obligations of the State of Arizona, or any political subdivisions of Arizona, as evidenced by bonds and is included in your Arizona gross income. Enter only that amount of Arizona municipal interest income that you included on line 16 in the ARIZONA column. Do not enter any Arizona municipal interest that is exempt from federal taxation and not included in your federal adjusted gross income.

F. Adoption Expenses

You may take this subtraction only in the year the final adoption order is granted.

Enter the lesser of the total of the following adoption expenses or \$3,000.

When figuring your subtraction, you may include expenses incurred in prior years.

The following expenses are qualified adoption expenses.

1. Nonreimbursed medical and hospital costs.
2. Adoption counseling.
3. Legal and agency fees.
4. Other nonrecurring costs of adoption.

If filing separately, you may take the entire subtraction, or you may divide the subtraction with your spouse. However, the total subtraction taken by both you and your spouse cannot exceed \$3,000.

G. Qualified Wood Stove, Wood Fireplace, or Gas Fired Fireplace

Arizona law provides a subtraction for converting an existing fireplace to one of the following.

- a qualified wood stove
- a qualified wood fireplace
- a gas fired fireplace and non-optional equipment directly related to its operation.

You may subtract up to \$500 of the costs incurred for converting an existing fireplace on your property located in Arizona. When you figure your subtraction, do not include taxes, interest, or other finance charges.

A qualified wood stove or a qualified wood fireplace is a residential wood heater that was manufactured on or after July 1, 1990, or sold at retail on or after July 1, 1992. The residential wood heater must also meet the U.S. Environmental Protection Agency's July 1990 particulate emissions standards.

A qualified gas fired fireplace is any device that burns natural or liquefied petroleum gas as its fuel through a burner system that is permanently installed in the fireplace. The conversion of an existing wood burning fireplace to noncombustible gas logs that are permanently installed in the fireplace also qualifies as a gas fired fireplace.

H. Claim of Right Adjustment for Amounts Repaid in Prior Taxable Years

You must make an entry here if **all** of the following apply.

1. During a year prior to 2014 you were required to repay income held under a claim of right.
2. The amount required to be repaid was subject to Arizona income tax in the year included in income.
3. You computed your tax for that prior year under Arizona's claim of right provisions.
4. A net operating loss or capital loss was established due to the repayment made in the prior year.
5. You are entitled to take that net operating loss or capital loss carryover into account when computing your 2014 Arizona taxable income.
6. The amount of the loss carryover allowed to be taken into account for Arizona purposes is more than the amount included in your Arizona gross income.

Enter the amount by which the loss carryover allowed for the taxable year under Arizona law is more than the amount included in your Arizona gross income.

I. Certain Expenses Not Allowed for Federal Purposes

You may subtract some expenses that you cannot deduct on your federal return when you claim certain federal tax credits. These federal tax credits include the following.

- the federal work opportunity credit
- the empowerment zone employment credit
- the credit for employer-paid social security taxes on employee cash tips
- the Indian employment credit

If you received any of the above federal tax credits for 2014, enter the portion of wages or salaries attributable to income subject to Arizona tax that you paid or incurred during the taxable year that is equal to the amount of those federal tax credits you received.

J. Qualified State Tuition Program Distributions

If you are a beneficiary of a qualified state tuition program, you may subtract some of the amount distributed from the program for qualified education expenses. Enter the amount of the distribution included in your federal adjusted gross income that you included as income in the ARIZONA column. A qualified state tuition program is a program that meets the requirements of IRC § 529.

K. Subtraction for World War II Victims

You may subtract distributions made to you for your persecution or the persecution of your ancestors by Nazi Germany or any other Axis regime for racial, religious or political reasons. If you are the first recipient of such distributions, enter the amount of the distributions that you had to include in your federal adjusted gross income that you also entered in the ARIZONA column on your Form 140PY.

You may also subtract items of income that are attributable to, derived from or related to assets that were stolen or hidden from or lost to you if you were persecuted by Nazi Germany or any other Axis regime for racial, religious or political reasons before, during or immediately after World War II. If you are the first recipient of such income, enter the amount of income that you had to include in your federal adjusted gross income that you also entered in the ARIZONA column on your Form 140PY.

L. Installment Sale Income From Another State Taxed by the Other State in a Prior Taxable Year

You may subtract income from an installment sale if **both** of the following apply:

1. The income from the sale is subject to Arizona income tax in 2014; and
2. You paid income tax to another state on that income in a prior tax year.

Enter the amount of such income that you included in your Arizona gross income for 2014.

Do not enter any amount that is subject to tax by both Arizona and another state in 2014. In this case, you may be eligible for a tax credit. See Arizona Form 309 for details.

M. Basis Adjustment for Property Sold or Otherwise Disposed of During the Taxable Year

With respect to property that is sold or otherwise disposed of during the taxable year by a taxpayer who has complied with the requirement to add back all depreciation attributable to income taxable by Arizona with respect to that property on tax returns for all taxable years beginning from and after December 31, 1999, enter the amount of depreciation that has been allowed pursuant to IRC § 167(a) attributable to income taxable by Arizona to the extent that the amount has not already reduced Arizona taxable income in the current or prior years. (Note: The practical effect of this is to allow a subtraction for the difference in basis for any asset for which bonus depreciation has been claimed on the federal return.)

A part-year resident may subtract only that amount that is attributable to income subject to Arizona tax.

N. Fiduciary Adjustment

If the amount reported on line 3 of your AZ Form 141AZ, Schedule K-1, is a negative number, enter that portion of Form 141AZ, Schedule K-1, line 3 that is allocable to estate or trust income taxable by Arizona as a subtraction from income. Enter the subtraction on line 47.

O. Net Operating Loss Adjustment

NOTE: *This subtraction applies to only those individuals who made an election under the special federal net operating loss rules for 2008 and 2009. Under the special rules for 2008 and 2009, you could have elected to carry the net operating loss back for 3, 4 or 5 years, instead of the normal 2 years. This election would have been allowed under IRC § 172(b)(1)(H) as amended by the American Recovery and Reinvestment Act of 2009 or the Worker, Homeownership, and Business Assistance Act of 2009.*

Arizona did not adopt the special federal net operating loss rules for losses incurred during 2008 or 2009. For Arizona purposes, you must deduct an Arizona source net operating loss as if the loss was computed under IRC § 172 in effect prior to the enactment of those special rules. If you made an

election to deduct your 2008 or 2009 federal net operating loss under IRC § 172(b)(1)(H), you may have to enter an amount here. Figure how much of the net operating loss carry forward would have been allowed as a deduction on your 2014 federal income tax return, if the election described in IRC § 172(b)(1)(H) had not been made in the year of the loss. Then figure how much of the carry forward computed under that method is attributable to income taxed by Arizona. The amount you may take as a subtraction is the difference between the Arizona amount and the amount actually taken for federal purposes that you included in your Arizona gross income. On line 47, enter the amount of carry forward deduction allowable on your Arizona return that exceeds the actual amount of net operating loss carry forward deduction that was deducted in arriving at Arizona gross income.

P. Previously Deferred Discharge of Indebtedness (DOI) Income Adjustment

Generally, when a loan is settled for less than the amount owed, DOI income is realized by the debtor and usually must be included in the debtor's gross income. The amount of DOI income is generally equal to the amount of loan forgiveness. DOI income also occurs when a debtor repurchases his or her own debt at a discount (a price lower than the adjusted basis issue price of the debt instrument). In debt repurchase transactions, the amount of DOI income is generally equal to the difference between the adjusted issue price and the price paid for the debt instrument.

For federal purposes, a taxpayer may have made a special election for taxable years 2009 or 2010 to include DOI income in connection with the reacquisition of a business debt instrument, ratably over a 5 year period. A taxpayer that made this election will generally include this income in federal adjusted gross income beginning with the 2014 taxable year. A taxpayer would have made the federal election under IRC § 108(i) as added by the American Recovery and Reinvestment Act of 2009.

Arizona did not adopt the special federal DOI income deferral provisions for the 2009 or 2010 taxable year. For Arizona purposes, if you made the federal election to defer the inclusion of DOI income under IRC § 108(i), you were required to add the amount of deferred DOI income to Arizona gross income on the return filed for the year in which you reacquired the debt instrument if the debt reacquisition occurred while you were an Arizona resident, or if the DOI income was from an Arizona source. If you made the required addition to Arizona income on the Arizona return filed for the year in which you reacquired the debt instrument (2009 or 2010), Arizona will not tax that DOI income twice. In the year in which you include that deferred DOI income in your federal adjusted gross income and likewise, your Arizona gross income, you may take a subtraction for the amount included for that year. Usually this subtraction will apply to taxable years 2014 through 2018. On line 47, enter the amount of previously deferred DOI income that you included in your Arizona gross income for the current taxable year to the extent that the amount was previously added to your Arizona income.

Q. Original Issue Discount (OID) on Reacquisition of Debt Instrument

For federal purposes, when a taxpayer made the special election to defer DOI income under IRC § 108(i), the taxpayer was not allowed to take a deduction with respect to the portion of any OID that accrued with respect to that DOI income, during the income deferral period. In this case, the

taxpayer must deduct the aggregate amount of the OID deductions disallowed ratably over a 5 year period, beginning with the period in which the income is includible in federal adjusted gross income.

Arizona did not adopt the federal provisions requiring a taxpayer to defer the OID deduction in cases where the taxpayer federally deferred the DOI income under IRC § 108(i). For Arizona purposes, you were required to add the amount of deferred DOI income to Arizona gross income on the return filed for the year in which you reacquired the debt instrument if the debt reacquisition occurred while you were an Arizona resident, or if the DOI income was from an Arizona source. If Arizona taxed the federally deferred DOI income for 2009 or 2010 on your 2009 or 2010 Arizona return, you may subtract the amount of OID that accrued during the taxable year with respect to that DOI income. On line 47, enter the amount of any OID related to that DOI income that was deferred and not allowed to be deducted in computing your federal adjusted gross income for 2014 under IRC § 108(i).

R. Sole Proprietorship Income of an Arizona Nonprofit Medical Marijuana Dispensary Included in Federal Adjusted Gross Income

If you are registered as an Arizona sole proprietorship with the Arizona Department of Health Services to operate in this state as a nonprofit medical marijuana dispensary, you may subtract the amount of the income from the dispensary that is included in the computation of your federal adjusted gross income.

Include the amount of the income on line 47.

NOTE: *If the Arizona nonprofit medical marijuana dispensary is registered with the Arizona Department of Health Services as anything other than a sole proprietorship, this subtraction does not apply.*

S. Long-Term Care Insurance Premiums

You may subtract the amount of premium costs for long-term care insurance for qualified long-term care services. Qualified long-term care services are necessary diagnostic, preventive, therapeutic, curing, treating, mitigating, rehabilitative services, and maintenance and personal care services.

You may take this subtraction only if you are *not* claiming itemized deductions for the taxable year. An individual who claims itemized deductions may *not* take this subtraction.

You may only subtract the amount of premiums paid during the period you were an Arizona resident. Do not include the costs of any premiums paid during the period you were a nonresident. Include the allowable subtraction on line 47.

T. Arizona Long-Term Health Care Savings Accounts

You may subtract amounts you paid into a long-term health care savings account established under Arizona law. An individual may establish a long-term health care savings account with an account Administrator who will manage the account. For more information regarding the subtraction for contributions made to a long-term health care savings account, see A.R.S. § 43-1032.

The total amount you may subtract is equal to the amount of your contributions that are included in your federal adjusted

gross income. Include the amount of the allowable subtraction on line 47.

Do not include any amounts already excluded in the computation of your federal adjusted gross income on line 26.

U. Other Adjustments

Other special adjustments may be necessary. Call one of the numbers listed on page 1 if any of the following apply.

- You sold or disposed of property that was held for the production of income and your basis was computed under the Arizona Income Tax Act of 1954, as amended (1978 prior), except depreciable property.
- You deferred exploration expenses determined under IRC § 617 in a taxable year ending before January 1, 1990, and you have not previously taken a subtraction for those expenses.

Line 48 -

Subtract lines 41 through 47 from line 40.

Exemptions

Line 49 - Exemption: Age 65 or Over

Multiply the number in box 8 on the front of your return by \$2,100 and enter the result.

Line 50 - Exemption: Blind

Multiply the number in box 9 on the front of your return by \$1,500 and enter the result.

Line 51 - Exemption: Dependents

Multiply the number in box 10 on the front of your return by \$2,300 and enter the result.

Line 52 - Exemption: Qualifying Parents and Grandparents

Multiply the number in box 11 on the front of your return by \$10,000 and enter the result.

Line 53 - Total Exemptions

Add lines 49 through 52 and enter the total.

Line 54 - Prorated Exemptions

Multiply the amount on line 53 by the Arizona percentage from line 28 and enter the result.

Active Duty Military Personnel Only: *If you were an active duty military member who either began or gave up Arizona residency during 2014, do not prorate these exemptions. You are allowed 100 percent deductions for the age 65, the blind, the dependent and qualifying parent and grandparent exemptions. Enter the amount on line 53 (Total) on this line.*

Line 55 - Arizona Adjusted Gross Income

Subtract line 54 from line 48 and enter the difference on line 55.

Figuring Your Arizona Tax

Line 56 - Itemized or Standard Deductions

You must decide whether to take the standard deduction or to itemize your deductions. Your Arizona income tax will be less if you take the larger of your standard deduction or your itemized deductions.



When you **e-file**, the software completes the math for you.

Your Standard Deduction

Tax Tip: *The standard deduction is not prorated.*

If you take the standard deduction, check box 56S.

If your filing status is:	Your standard deduction is:
• Single	\$5,009
• Married filing separate return	\$5,009
• Married filing joint return	\$10,010
• Head of household	\$10,010

Your Itemized Deductions

You may itemize deductions on your Arizona return even if you do not itemize deductions on your federal return.

The itemized deductions allowed for Arizona purposes are, with some exceptions, those itemized deductions that are allowable under the IRC.

A part-year resident who has no Arizona source income during the part of the year while an Arizona nonresident can deduct all of the following.

1. Those expenses incurred and paid during the part of the year while an Arizona resident.
2. Arizona source itemized deductions incurred and paid during the period of nonresidency.

Complete Arizona Form 140PY, Schedule A(PY), to determine your Arizona itemized deductions.

A part-year resident who also had Arizona source income during the part of the year while an Arizona nonresident can deduct all of the following.

1. Those expenses incurred and paid during the part of the year while an Arizona resident.
2. Arizona source itemized deductions incurred and paid during the period of nonresidency.
3. A portion of all other itemized deductions paid during the period of nonresidency.

Complete Form 140PY, Schedule A(PYN), to determine your Arizona itemized deductions. Form 140PY, Schedule A(PYN), is not included in your booklet. You may get this form by visiting our website at www.azdor.gov.

To determine your Arizona itemized deductions, complete a federal Form 1040, Schedule A. Then complete the Form 140PY, Schedule A(PY) or A(PYN). If you itemize deductions, check box 56I.

NOTE: *If you itemize, you must include a copy of your federal Schedule A with your Arizona return.*

For more information on itemized deductions allowed to a part-year Arizona resident, see income tax ruling, ITR 94-10.

Line 57 - Personal Exemptions

Your personal exemption depends on your filing status. See the Personal Exemption Chart. Then complete the Personal Exemption Worksheet.

NOTE For Active Duty Military Personnel Only: *If you were an active duty military member who either began or gave up Arizona residency during 2014, do not prorate the personal exemption. You are allowed a 100 percent deduction for the personal exemption (to include spouse).*

Personal Exemption Chart Be sure to complete the Exemption worksheet	
If you checked filing status:	Personal Exemption before proration:
• Single (Box 7)	\$2,100
• Married filing joint return (Box 4) and claiming no dependents (Box 10)	\$4,200
• Married filing joint return (Box 4) and claiming at least one dependent (Box 10 excluding persons listed who did not qualify as a dependent on your federal return)	\$6,300
• Head of household and you are not married (Box 5)	\$4,200
• Head of household and you are a married person who qualifies to file as head of household (Box 5)	\$3,150 or complete Arizona Form 202 <i>Personal Exemption Allocation Election</i> .
• Married filing separate (Box 6) with neither spouse claiming any dependents (Box 10)	\$2,100 or complete Arizona Form 202 <i>Personal Exemption Allocation Election</i> .
• Married filing separate (Box 6) with one spouse claiming at least one dependent (Box 10 excluding persons listed who did not qualify as a dependent on your federal return)	\$3,150 Or complete Arizona Form 202 <i>Personal Exemption Allocation Election</i> .

Personal Exemption Worksheet	
1. Enter amount from the Personal Exemption chart. Taxpayers, other than active duty military members, complete lines 2 and 3. If you are an active duty military member who either began or gave up Arizona residency during 2014, skip lines 2 and 3 and enter this amount on Form 140PY, line 57.	
2. Enter your Arizona percentage from Form 140PY, line 28.	%
3. Multiply line 1 by the percent on line 2. Enter the result here and on Form 140PY, line 57.	

A married couple who does not claim any dependents may take one personal exemption of \$4,200 (prior to prorating). If the husband and wife file separate returns, either spouse may (prior to prorating) take the entire \$4,200 exemption, or the spouses may divide the \$4,200 (prior to prorating)

between them. You and your spouse must complete Arizona Form 202 if either you or your spouse claims a personal exemption of more than \$2,100 (prior to prorating). If you and your spouse do not complete Form 202, you may (prior to prorating) take an exemption of only \$2,100 (one-half of the total \$4,200).

A married couple who claims at least one dependent may take one personal exemption of \$6,300 (prior to prorating). If the husband and wife file separate returns, either spouse may (prior to prorating) take the entire \$6,300 exemption, or the spouses may divide the \$6,300 (prior to prorating) between them. You and your spouse must complete Form 202 if either you or your spouse claims a personal exemption of more than \$3,150 (prior to prorating). If you and your spouse do not complete Form 202, you may (prior to prorating) take an exemption of only \$3,150 (one-half of the total \$6,300).

If you are a married person who qualifies to file as a head of household, you may take the entire \$6,300 (prior to prorating) personal exemption or you may divide the exemption with your spouse. You and your spouse must complete Form 202 if either you or your spouse claims a personal exemption of more than \$3,150 (prior to prorating). If you and your spouse do not complete Form 202, you may (prior to prorating) take an exemption of only \$3,150 (one-half of the total \$6,300).

The spouse who claims more than one-half of the total personal exemption (prior to prorating) must include the original Form 202 with his or her return. The spouse who claims less than one-half of the total personal exemption (prior to prorating) must include a copy of the completed Form 202 with his or her return.

Line 58 - Taxable Income

Subtract lines 56 and 57 from line 55 and enter the difference. Use this amount to calculate your tax using Tax Table X or Y.

Line 59 - Tax Amount

Enter the tax from Tax Table X or Y.

Line 60 - Tax From Recapture of Credits From Arizona Form 301

Enter the amount of tax due from recapture of credits from Form 301, Part 2, line 38.

Line 61 - Subtotal of Tax

Add lines 59 and 60. Enter the total.

Line 62 - Family Income Tax Credit



e-file software will let you know if you are eligible and will figure the credit for you.

You may claim this credit if your income does not exceed the maximum income allowed for your filing status.

- Complete Steps 1, 2, and 3 to see if you qualify for this credit.
- If you qualify to claim this credit, complete Worksheet II in Step 4.

Step 1

Complete Worksheet I.

Worksheet I	
1. Enter the amount from Form 140PY, page 2, line 54.	
2. Enter the amount from Form 140PY, page 2, line 55.	
3. Add lines 1 and 2. Enter the total.	

Step 2

Look at the following tables. Find your filing status.

- Use Table I if married filing a joint return.
- Use Table II if head of household.
- Use Table III if single or married filing a separate return.

Step 3

- Look at the column (a) labeled "number of dependents" and find the number of dependents you are claiming (Form 140PY, page 1, box 10, excluding persons who did not qualify as your dependent on your federal return [Box 10, column (e)]).
- Find the maximum income [amount in column (b)] for the number of dependents you are claiming.
- Compare that income [the amount in column (b)] with the income listed in Step 1 on Worksheet I, line 3.

If the amount entered in Step 1 on Worksheet I, line 3, is equal to or less than the maximum income allowed for the number of dependents you are claiming, you qualify to take this credit.

To figure your credit, complete Step 4.

**Table I
Married Filing a Joint Return**

Column (a)	Column (b)
Number of dependents you are claiming on Form 140PY, page 1, box 10, excluding persons who did not qualify as your dependent on your federal return [Box, 10, column (e)].	Maximum Income
• 0 or 1	\$20,000
• 2	\$23,600
• 3	\$27,300
• 4 or more	\$31,000

Table II Head of Household	
Column (a)	Column (b)
Number of dependents you are claiming on Form 140PY, page 1, box 10, excluding persons listed who did not qualify as your dependent on your federal return [Box 10, column (e)].	Maximum Income
• 0 or 1	\$20,000
• 2	\$20,135
• 3	\$23,800
• 4	\$25,200
• 5 or more	\$26,575

Table III Single or Married Filing a Separate Return	
Column (a)	Column (b)
Number of dependents you are claiming on Form 140PY, page 1, box 10, excluding persons listed who did not qualify as your dependent on your federal return [Box 10, column (e)].	Maximum Income
• 0 or more	\$10,000

Step 4

If you qualify to take the credit, complete the following Worksheet II.

Worksheet II You must complete Steps 1 through 3 before you complete Worksheet II.	
1. Enter the number of dependents you entered on Form 140PY, page 1, box 10, excluding persons listed who did not qualify as your dependent on your federal return [Box 10, column (e)].	
2. Number of personal exemptions. If you checked filing status 4, enter the number 2. If you checked filing status 5, 6, or 7, enter the number 1.	
3. Add lines 1 and 2. Enter the total.	
4. Multiply the number on line 3 by \$40. Enter the result.	
5. If you checked filing status 4 or 5, enter \$240 here. If you checked filing status 6 or 7, enter \$120 here.	
6. Family income tax credit. Enter the lesser of line 4 or line 5. Enter this amount on Form 140PY, page 2, line 62.	
NOTE: <i>The family income tax credit will only reduce your tax and cannot be refunded.</i>	

Line 63 - Nonrefundable Credits From Arizona Form 301

Complete line 63 if you claim any of the following credits. Complete and include the Form 301 and the appropriate credit form or forms with your return.

1. Enterprise Zone Credit.

Taxpayers can no longer establish credits on their tax year 2014 (or any future) return. All enterprise zone credits properly established can be carried forward for the respective five year carry forward period. See Form 304 for more information.

2. Environmental Technology Facility Credit. You may qualify for this credit if your business incurred expenses in constructing a qualified environmental technology manufacturing facility. Use Form 305 to figure this credit.

3. Military Reuse Zone Credit. You may qualify for this credit if you have qualifying net increases in full-time employment within a military reuse zone. Use Form 306 to figure this credit.

4. Recycling Equipment Credit. The recycling equipment credit allowable to individuals has been repealed. You may not take this credit for taxable years beginning January 1, 2003 or later. However, the repeal did not affect any credit carryover that accrued prior to the repeal. Use Form 307 to figure any allowable credit carryover.

5. Credit for Increased Research Activities - Individuals. You may qualify for this credit if you incurred qualified research expenses for research conducted in Arizona. Use Form 308-I to figure this credit.

6. Credit for Taxes Paid to Another State or Country. You may qualify for this credit if you paid tax to Arizona and another state or country on the same income. Use Form 309 to figure this credit.

7. Credit for Solar Energy Devices. You may qualify for this credit if you installed a solar energy device in your residence located in Arizona. Use Form 310 to figure this credit.

8. Agricultural Water Conservation System Credit. You may qualify for this credit if you incurred expenses to purchase and install an agricultural water conservation system in Arizona. Use Form 312 to figure this credit.

9. Pollution Control Credit. You may qualify for this credit if you purchased depreciable property used in a trade or business to reduce or prevent pollution. Use Form 315 to figure this credit.

10. Credit for Solar Hot Water Heater Plumbing Stub Outs and Electric Vehicle Recharge Outlets. You may qualify for this credit if you installed solar hot water heater plumbing stub outs or electric vehicle recharge outlets in houses or dwelling units you constructed. The taxpayer that constructed the dwelling may also transfer the credit to a purchaser. Use Form 319 to figure this credit.

11. Credit for Employment of TANF Recipients. You may qualify for this credit if you employed TANF recipients during the taxable year. Use Form 320 to figure this credit.

12. Credit for Contributions to Qualifying Charitable Organizations. You may qualify for this credit if you made contributions to certain qualifying charitable organizations. Use Form 321 to figure this credit.

13. Credit for Contributions Made or Fees Paid to Public Schools. You may qualify for this credit if you made contributions or paid certain fees to public schools in Arizona. Use Form 322 to figure this credit.

14. Credit for Contributions to Private School Tuition Organizations. You may qualify for this credit if you made contributions to a school tuition organization that provides scholarships or grants to qualified schools. Use Form 323 to figure this credit.

15. Agricultural Pollution Control Equipment Credit. You may qualify for this credit if you are involved in commercial agriculture and incurred expenses to purchase tangible personal property that is primarily used in your trade or business to control or prevent pollution. Use Form 325 to figure this credit.

16. Credit for Donation of School Site. You may qualify for this credit if you donated real property and improvements to a school district or a charter school for use as a school or as a site for the construction of a school. Use Form 331 to figure this credit.

17. Credits for Healthy Forest Enterprises. You may qualify for these credits, if you had net increases in qualified employment positions in a healthy forest enterprise and net training and certifying costs. Use Form 332 to figure these credits.

18. Credit for Employing National Guard Members. You may qualify for this credit if you are an employer who has an employee that is a member of the Arizona National Guard if the employee is placed on active duty. Use Form 333 to figure this credit.

19. Motion Picture Credits. Motion picture production companies that produced motion pictures, commercials, music videos, or television series completely or partially in Arizona may claim a transferable income tax credit for production costs. To qualify, productions must have been preapproved by the Arizona Commerce Authority by December 31, 2010. See Form 334 for more information.

20. Credit for Solar Energy Devices - Commercial or Industrial Applications. This credit is available to taxpayers that installed solar energy devices for commercial, industrial, or other nonresidential applications in Arizona. Use Form 336 to figure this credit.

21. Credit for Investment in Qualified Small Businesses. You may qualify for this credit if you made an investment in a qualified small business. Use Form 338 to figure this credit.

22. Credit for Water Conservation Systems. For calendar year filers, 2011 was the last year to establish a new credit for a water conservation system. Fiscal year filers with an ending date after December 31, 2011, could not establish a new credit in 2011. Carryovers will be allowed for no more than 5 succeeding taxable years. Use Form 339 to figure any credit carryover.

23. Credit for Donations to the Military Family Relief Fund. You may qualify for this credit if you made a cash contribution to the Arizona Military Family Relief Fund during the taxable year. Use Form 340 to figure this credit.

24. Renewable Energy Production Tax Credit. You may qualify for this credit if you produced electricity using renewable energy resources. Use Form 343 to figure this credit.

25. Solar Liquid Fuel Credit. You may qualify for this credit if you incurred expenses for research and development costs associated with solar liquid fuel. Use Form 344 to figure this credit.

26. Credit for New Employment. For taxable years beginning from and after June 30, 2011, you may qualify for this credit if your business had a net increase in qualified employment positions. Use Form 345 to figure this credit.

27. Additional Credit for Increased Research Activities for Basic Research Payments. You may qualify for this credit for qualified basic research payments for research conducted in Arizona. Approval by the Department of Revenue is required prior to claiming this credit. Use Form 346 to figure this credit.

28. Credit for Qualified Health Insurance Plans. You may qualify for this credit if your business provided qualified health insurance plans or made contributions to health savings accounts (HSA) for its employees who are Arizona residents. Use Form 347 to figure this credit.

29. Credit for Contributions to Certified School Tuition Organization (for the amounts that exceed the allowable credit on AZ Form 323). You may qualify for this credit if you made contributions to school tuition organization(s) that exceed the allowable credit amount on AZ Form 323. Use Form 348 to figure this credit.

30. Credit for Renewable Energy Investment & Productions for Self-Consumption by Manufactures. You may qualify for this tax credit if you made investment in new renewable energy facilities that produce energy for self-consumption using renewable energy resources if the power will be used primarily for manufacturing. Use Form 351 to figure this credit.

Compute your credit on the appropriate form. Complete Form 301 and enter the amount from Form 301, line 72. The amount on line 63 cannot reduce your tax below zero. These credits are not refundable credits.

Include Form 301 along with any supporting documents with your return.

Line 64 - Balance of Tax

Subtract lines 62 and 63 from line 61. If the sum of lines 62 and 63 is more than line 61, enter zero.

Totaling Payments

Line 65 - Arizona Income Tax Withheld

Enter the Arizona income tax withheld as shown on Form(s) W-2 from your employer(s). Also enter the Arizona income tax withheld shown on your Form(s) 1099-R (distributions from pensions, annuities, etc.). Include the Form(s) W-2 and 1099 after the last page of your return. Do **not** include income taxes withheld by any other state.

Line 66 - Arizona Estimated Tax Payments for 2014 and Amount Applied From 2013 Return

Use this line if you did one of the following:

1. Made estimated income tax payments to Arizona for 2014.
2. Applied any of your refund from your 2013 Arizona return to 2014 estimated taxes for Arizona.

Enter the total amount paid and/or applied to 2014 taxes.

NOTE: *If you made joint Arizona estimated payments for 2014, but are filing separate 2014 Arizona income tax returns, see Arizona Department of Revenue Income Tax Ruling ITR 02-3.*

Line 67 - 2014 Arizona Extension Payment (Arizona Form 204)

Use this line to report the payment you sent with your extension request, or the electronic extension payment you made using www.AZTaxes.gov.

Line 68 - Increased Excise Tax Credit

You may claim this credit if you meet all of the following:

1. You meet the income threshold for your filing status.
2. You are not claimed as a dependent by any other taxpayer.
3. You were not sentenced for at least 60 days of 2014 to a county, state or federal prison.

If you are married filing a joint return, or a head of household, you may take this credit if the amount on Form 140PY, page 1, line 26, is \$25,000 or less.

If you are single or married filing a separate return, you may claim this credit if the amount on Form 140PY, page 1, line 26, is \$12,500 or less.

To figure your credit, complete the following worksheet.

Credit for Increased Excise Taxes Worksheet	
If you checked filing status 4 or 5, is the amount on Form 140PY, page 1, line 26, \$25,000 or less? If you checked filing status 6 or 7, is the amount on Form 140PY, page 1, line 26, \$12,500 or less?	<i>Check one</i>
	Yes No
If you checked no, STOP. You do not qualify for this credit. If you checked yes, complete the rest of this worksheet on the following page.	
1. Enter the number of dependents you entered on Form 140PY, page 1, box 10, excluding persons who did not qualify as your dependent on your federal return.. Also exclude any dependent that is not an Arizona resident.	
2. Number of personal exemptions. If you checked filing status 4, enter the number 2 here. If you checked filing status 5, 6, or 7, enter the number 1 here.	
3. Add lines 1 and 2. Enter the total.	
4. Multiply the number on line 3 by \$25. Enter the result.	
5. Maximum credit.	\$ 100
6. Enter the smaller of line 4 or line 5 here and also on Form 140PY, page 2, line 68.	

NOTE: *The credit cannot exceed \$100 per household. Do not claim this credit if someone else in your household has already claimed \$100 of the credit. If someone else in your household has claimed less than \$100, you may claim the credit as long as all credit claims filed from your household do not exceed \$100.*

Line 69 - Other Refundable Credits

Enter the total of refundable credits you are claiming from any of the following:

- Form 308-I – *Credit for Increased Research Activities - Individuals*
- Form 342 – *Credit for Renewable Energy Industry*
- Form 349 – *Credit for Qualified Facilities*

If you enter an amount on this line, be sure you check the box or boxes to show which credits you are claiming. Include the credit form(s) with your return when you file.

Credit for Increased Research Activities - Individuals (Arizona Form 308-I)

A portion of this credit may be refundable. You may qualify for the refundable increased research activities credit if you incurred qualified research expenses for research conducted in Arizona. For more information about this credit, and to see whether you may claim a refund of this credit, see Form 308-I.

You must include a copy of your “Certificate of Qualification” from the Arizona Commerce Authority, Form 301 and Form 308-I with your return to claim this credit. If you are claiming a refund of the increased research activities credit from Form 308-I, enter the amount from Form 308-I, Part 4, line 31, here.

Credit for Renewable Energy Industry (Arizona Form 342)

You may qualify for the refundable credit for renewable energy industry if you expanded or located a qualified renewable energy operation in Arizona. The tax credit is refundable in five equal installments. Pre-approval and post-approval are required through the Arizona Commerce Authority. For more information about this credit, see Form 342.

You must include a copy of your “Certificate of Qualification” from the Arizona Commerce Authority, and Form 342 with your return to claim this credit.

If you are claiming the credit for renewable energy industry, from Form 342, enter the amount from Form 342, Part 6, line 18, here.

Credit for Qualified Facilities (Arizona Form 349)

You may qualify for the refundable qualified facilities credit if you expanded or located a qualified facility in Arizona. This credit is refundable in five equal installments. Pre-approval and post-approval are required through the Arizona Commerce Authority. For more information about this credit, see Form 349.

You must include a copy of your “Certificate of Qualification” from the Arizona Commerce Authority and Form 349 with your tax return to claim this credit. If you are claiming a refund of the qualified facilities credit from Form 349, enter the amount from Form 349, Part 6, line 18, here.

If you are claiming more than one of the refundable tax credits, add the amounts from the credit forms together and enter the total on line 69. You may use the following table to figure the amount to enter on line 69.

2014 - Refundable Credit Worksheet	
1. Enter the refundable credit from Form 308-I, Part 4, line 31	
2. Enter the refundable credit from Form 342, Part 6, line 18.	
3. Enter the refundable credit from Form 349, Part 6, line 18.	
4. Add the amounts on lines 1 through 3. Enter the total here and on line 69.	

Line 70 - Total Payments and Refundable Credits

Line 70 is the total payments and refundable credits claimed. Add lines 65 through 69. Enter the total

Arizona's Claim of Right Provision

If you computed your 2014 tax under Arizona's claim of right provisions do the following.

1. Write "A.R.S. § 43-1029" and the amount of the prior year tax reduction in the space to the left of your total payment amount.
2. Include the credit for the prior year tax reduction in the total entered on line 70.
3. Include a schedule explaining the amounts repaid and the computation of the prior year tax reduction.

For more information on Arizona's claim of right provisions, see the department's Individual Income Tax Procedure *ITP 95-1*.

Figuring Your Overpayment or Tax Due**Line 71 - Tax Due**

If line 64 is more than line 70, you have tax due. Subtract line 70 from line 64. Skip lines 72, 73 and 74.

Line 72 - Overpayment

If line 70 is more than line 64, subtract line 64 from line 70. Complete lines 73 and 74.

Line 73 - Amount of Line 72 to Apply to 2015 Tax

If you want all or part of your refund applied to next year's Arizona estimated taxes, enter that amount.

NOTE: *If you apply any of the amount shown on line 72 to 2015, you cannot use that amount to pay any tax that is later found to be due for 2014. You also may not claim a refund for that amount until you file your 2015 return.*

Line 74 - Balance of Overpayment

Subtract line 73 from line 72 to determine your overpayment balance before voluntary gifts and any estimated payment penalty and/or an Arizona Long-term Health Care Savings Account (AZLTHSA) withdrawal penalty.

Making Voluntary Gifts

You can make voluntary gifts to each of the funds shown below. A gift will reduce your refund or increase the amount due with your return.

NOTE: *If you make a gift, you cannot change the amount of that gift later on an amended return.*

Line 75 - Solutions Teams Assigned to Schools Fund

You may give some or all of your refund to the Solutions Teams Assigned to Schools Fund. You may also give more than your entire refund. If you send in additional money with your return, include that amount on line 91. Enter the amount you want to donate on line 75.

Gifts go to the Arizona Assistance for Education Fund. The Arizona Board of Education will distribute money to the Arizona Department of Education to fund solutions teams assigned to schools.

Line 76 - Arizona Wildlife Fund

You may give some or all of your refund to the Arizona Wildlife Fund. You may also give more than your entire refund. If you send in additional money with your return, include that amount on line 91. Enter the amount you want to donate on line 76.

Your gift to the Arizona Wildlife Fund helps protect wildlife in the state. Many species like bald eagles, Apache trout and black-footed ferrets benefit from your gifts to this fund. Gifts are also used to improve areas for watching wildlife statewide.

Line 77 - Child Abuse Prevention Fund

You may give some or all of your refund to the Arizona Child Abuse Prevention Fund. You may also give more than your entire refund. If you send in additional money with your return, include that amount on line 91. Enter the amount you want to donate on line 77.

Gifts go to the Arizona Child Abuse Prevention Fund. This fund provides financial aid to community agencies for child abuse prevention programs.

Line 78 - Domestic Violence Shelter Fund

You may give some or all of your refund to the Domestic Violence Shelter Fund. You may also give more than your entire refund. If you send in additional money with your return, include that amount on line 91. Enter the amount you want to donate on line 78.

Gifts go to the Domestic Violence Shelter Fund. This fund provides financial aid to shelters for victims of domestic violence.

Line 79 - Political Gift

You may give some or all of your refund to a political party. You may also give more than your entire refund. If you send in additional money with your return, include that amount on line 91. Enter the amount you want to donate on line 79. If you donate to a political party, complete line 86.

Gifts go to one of the following political parties.

- Americans Elect
- Democratic
- Libertarian
- Republican

Line 80 - National Guard Relief Fund

You may give some or all of your refund to the National Guard Relief Fund. You may also give more than your entire refund. If you send in additional money with your return, include that amount on line 91. Enter the amount you want to donate on line 80.

Gifts go to the National Guard Relief Fund. This fund provides financial aid to families of Arizona National Guard members when the National Guard member is placed on active duty and is serving in a combat zone.

Line 81 - Neighbors Helping Neighbors Fund

You may give some or all of your refund to the Neighbors Helping Neighbors Fund. You may also give more than your entire refund. If you send in additional money with your return, include that amount on line 91. Enter the amount you want to donate on line 81.

Gifts go to the Neighbors Helping Neighbors Fund. This fund provides eligible recipients with emergency aid in paying energy utility bills and conserving energy.

Line 82- Special Olympics Fund

You may give some or all of your refund to the Special Olympics Fund. You may also give more than your entire refund. If you send in additional money with your return, include that amount on line 91. Enter the amount you want to donate on line 82.

Gifts go to the Special Olympics Fund. This fund helps provide programs of the Arizona Special Olympics.

Line 83 - Veterans' Donations Fund

You may give some or all of your refund to the Veterans' Donations Fund. You may also give more than your entire refund. If you send in additional money with your return, include that amount on line 91. Enter the amount you want to donate on line 83.

Gifts go to the Veterans' Donations Fund, which may be used for veterans in Arizona.

Line 84 - I Didn't Pay Enough Fund

You may give some or all of your refund to the I Didn't Pay Enough Fund. You may also give more than your entire refund. If you send in additional money with your return, include that amount on line 91. Enter the amount you want to donate on line 84.

Gifts that you make to the I Didn't Pay Enough Fund will aid the state by going to the Arizona general fund.

Line 85 – Sustainable State Parks and Roads Fund

You may give some or all of your refund to the Sustainable State Parks and Roads Fund. You may also give more than your entire refund. If you send in additional money with your return, include that amount on line 91. Enter the amount you want to donate on line 85.

Gifts that you make to the Sustainable State Parks and Roads Fund will aid the state to operate, maintain and make capital improvements to buildings, roads, parking lots, highway entrances and any related structure used to operate state parks.

Line 86 - Political Party

If you entered an amount on line 79, check the box for the political party to which you wish to give. Select only one party. If you do not select a political party, the department will return the amount on line 79.

Line 87 –

- Estimated Payment Penalty
- Arizona Long-Term Health Care Savings Account (AZLTHSA) Withdrawal Penalty

Estimated Payment Penalty

NOTE: Do not complete Arizona Form 221, Underpayment of Estimated Tax by Individuals, if the amount on Form 140PY, line 65, is more than the amount on Form 140PY, line 64. If the amount on Form 140PY, line 65, is more than the amount on Form 140PY, line 64, skip line 87, unless you must report an Arizona Long-Term Health Care Savings Account penalty.

You must have made Arizona estimated income tax payments during 2014 if:		
Your filing status is:	AND	AND
	Your Arizona gross income for 2013 was greater than:	Your Arizona gross income for 2014 exceeded:
Married Filing Joint	\$150,000	\$150,000
Single	\$75,000	\$75,000
Head of Household	\$75,000	\$75,000
Married Filing Separate	\$75,000	\$75,000

If you report as a farmer or fisherman for federal purposes, you were not required to make estimated payments during 2014 if the following apply.

1. You are a calendar year filer. You file your Arizona return by March 1, 2015. You pay in full the amount stated on your return as owed.
2. You are a fiscal year filer. You file your Arizona return by the first day of the third month after the end of your fiscal year. You pay in full the amount stated on your return as owed.

If the above applies, check box 882 on line 88 and do not complete Form 221.

An individual who fails to make the required estimated payments is subject to penalty on any estimated tax payment that is late or underpaid.

Complete and include Form 221, *Underpayment of Estimated Tax by Individuals*, to determine if any penalty is due. Enter the total penalty from Form 221.

Arizona Long-Term Health Care Savings Account Withdrawal Penalty

You must pay a withdrawal penalty if you made a long-term health care savings account withdrawal during 2014 for purposes other than to pay for qualified long-term health care expenses. *Long-term health care expense* means any expense you paid for long-term health care costs, including the following:

- expenses for skilled nursing care
- expenses for home health care
- personal care or supportive services due to the loss of some capacity for self-care based on a chronic illness or condition

The penalty is equal to 10% (.10) of the withdrawal. You must remit this penalty with your income tax return filed for the year in which you made the withdrawal.

Multiply the amount of your withdrawal subject to penalty by 10% (.10). Enter the result on line 87.

Line 88 - Box 881 through Box 884

Box 881: check if any of the following applies to you.

1. You checked the box on line 1 of Form 221.
2. You completed the annualized income worksheet on Form 221.
3. You elected to be treated as a nonresident alien on your federal income tax return. You made three estimated payment installments. Your first installment equaled 50% of the total of all of your required installments.

Box 882: check if you are an individual who for federal purposes reports as a farmer or fisherman.

Box 883: check if you completed and are including Arizona Form 221.

Box 884: check if you included an AZLTHSA penalty on line 87.

Line 89 -

Add lines 75 through 85 and line 87. Enter the total.

Figuring Your Refund or Tax Due

Line 90 - Refund

Subtract line 89 from line 74. Enter your refund on line 90 and skip line 91. If you owe money to any Arizona state agency, court, county, incorporated city or town and certain federal agencies, your refund may go to pay some of the debt. If so, the department will let you know by letter.

Tax Tip: If you change your address before you get your refund, let the department know. Write to: Refund Desk, Arizona Department of Revenue, PO Box 29216, Phoenix, AZ 85038-9216. Include your SSN in your letter.

Direct Deposit of Refund

Complete the direct deposit line if you want us to directly deposit the amount shown on line 90 into your account at a bank or other financial institution (such as a mutual fund, brokerage firm or credit union) instead of sending you a check.

NOTE: Check the box on line 90A if the direct deposit will ultimately be placed in a foreign account. If you check box 90A, do not enter your routing or account numbers. If this box is checked, we will not direct deposit your refund. We will send you a check instead.

Why Use Direct Deposit?

- You will get your refund fast - even faster if you e-file!
- Payment is more secure - there is no check to get lost.
- It is more convenient - no trip to the bank.
- Saves tax dollars. A refund by direct deposit costs less to process than a check.

NOTE: We are not responsible for a lost refund if you enter the wrong account information. Check with your financial institution to get the correct routing and account numbers and to make sure your direct deposit will be accepted.

Routing Number

MAKE SURE YOU ENTER THE CORRECT ROUTING NUMBER.

The routing number must be nine digits. The first 2 digits must be 01 through 12 or 21 through 32. Otherwise, the direct deposit will be rejected and a check sent instead. On the sample check, the routing number is 250250025.

Your check may state that it is payable through a financial institution different from the one at which you have your checking account.

If so, **do not** use the routing number on that check. Instead, contact your financial institution for the correct routing number to enter here.

Account Number

MAKE SURE YOU ENTER THE CORRECT ACCOUNT NUMBER.

The account number can be up to 17 characters (both numbers and letters). **DO NOT** include hyphens, spaces or

special symbols. Enter the number from left to right and leave any unused boxes blank.

On the sample check, the account number is 20202086. Be sure **not** to include the check number.

NOTE: If the direct deposit is rejected, a check will be sent instead.

Sample Check

JOHN DOE OR JANE DOE
123 First Street
Sometown, AZ 00000

PAY TO THE ORDER OF **SAMPLE** \$ DOLLARS

THIS BANK Sometown, AZ 00000

For

Do not include the check number.

Note: The routing and account numbers may be in different places on your check.

Line 91 - Amount Owed

Add lines 71 and 89. Enter the amount you owe on line 91. If you are making voluntary donations on lines 75 through 85 in excess of your overpayment, enter the difference on line 91. You may pay only with a check, electronic check, money order, or credit card. If you want to make a cash payment, please visit one of our offices.

Check or money order

NOTE: Include your check with your return. Please do not send cash.

Make your check payable to Arizona Department of Revenue. Write your SSN and tax year on the front of your check or money order. It may take 2-3 weeks for your payment to process.

The department cannot accept checks or money orders in foreign currency. You must make payment in U.S. dollars.

Electronic payment from your checking or savings account

You can make an electronic payment from your checking or savings account to pay your balance due for 2014. There is no fee to use this method. To make an electronic payment, go to www.AZTaxes.gov and click on the "Make a Payment" link.

The "E-Check" option in the "Payment Method" drop-down box will debit the amount from the checking or savings account that you specify. If you make an electronic payment from your checking or savings account, you will receive a confirmation number. **Please keep this confirmation number as proof of payment.**

NOTE: You may not make an electronic payment from your checking or savings account if the payment will ultimately be coming from a foreign account. In this case, you must pay by check or money order.

Credit card payment

You can pay with your Discover, MasterCard, Visa, or American Express credit card. Go to www.AZTaxes.gov and click on the "Make a Payment" link and choose the credit card option. This will take you to a third party vendor

site (provider). The provider **will charge** you a convenience fee based on the amount of your tax payment.

The provider will tell you what the fee is during the transaction; you will have the option to continue or cancel the transaction. If you complete the credit card transaction, you will receive a confirmation number. **Please keep this confirmation number as proof of payment.**

Installment Payments

If you cannot pay the full amount shown on line 91 when you file, you may ask to make monthly installment payments. To make this request, complete Arizona Form 140-IA and mail the completed form to the address on the Form 140-IA. **Do not mail Form 140-IA with your income tax return.** You may obtain Arizona Form 140-IA from our website.

If you cannot pay the full amount shown on line 91, you will be charged interest and may be charged a late payment penalty on the tax not paid by April 15, 2015. To limit the interest and penalty charges, pay as much of the tax as possible when you file.

Sign Your Return

You must sign your return. If married filing a joint return, both you and your spouse must sign even if only one had income. Form 140PY is not considered a valid return unless you sign it. The department cannot send a refund check without proper signatures on the return.

Instructions Before Mailing

- **DO NOT STAPLE YOUR RETURN. DO NOT STAPLE ANY SCHEDULES, DOCUMENTS OR PAYMENT TO YOUR RETURN.**
- Make sure your SSN is on your return.
- Be sure you enter your daytime telephone number in the space provided on the front of your return.
- Check to make sure that your math is correct. A math error can cause delays in processing your return.
- If claiming **dependent** exemptions, write the number of dependents claimed on the **front** of the return. On page 1 (and page 3, if needed) of the return, also write each dependent's name, SSN, relationship, and the number of months that he or she lived in your home.
- If claiming exemptions for qualifying parents or grandparents, write the number of qualifying parents or grandparents claimed on the **front** of the return. On page 1 (and page 3, if needed) of the return, also write each parent's or grandparent's name, SSN, relationship, and the number of months that he or she lived in your home.
- Check the **boxes** to make sure you filled in all required boxes.
- If you requested a filing extension, make sure that you check box 82F on page 1 of the return.
- Sign your return and have your spouse sign, if filing jointly.
- Write your SSN and tax year on the front of your check.

The Department of Revenue may charge you \$25 for a check returned unpaid by your financial institution.

- Include **all** required documents. Include these documents to the back of your return. Documents you must include with your return include those items listed in numbers 1 through 5 below.

1. Include *Form(s) W-2* after the last page of your return. Also include Form(s) 1099-R after the last page of your return if you had Arizona tax withheld from your pension or annuity.
2. Include AZ Form 301, applicable credit forms, and your own schedules after the last page of your return. If itemizing, include these forms after your Arizona Schedule A and your federal Schedule A.
3. If you are claiming a credit for taxes paid to another state or country, include copies of the other state's or country's filed return.
4. If you have tax exempt interest income, be sure to include a schedule listing the payors and the amount received from each payor.

If you itemize, be sure to include AZ Schedule A(PY), or A(PYN), and a copy of the federal Schedule A. Include the AZ Schedule A(PY) or A(PYN) and the federal Schedule A directly after page 2 of your return. Include other forms and schedules behind the Schedules A.

- Do not include correspondence with your return.

Filing Your Return

Before you mail your return, make a copy of your return. Also make a copy of any schedules that you are including in with your return. Keep the copies for your records. Be sure that you mail the original and not a copy.

To avoid delays, if you are mailing more than one return, please use separate envelopes for each return.

Where Should I Mail My Return?

If you are **sending a payment** with this return, mail the return to:

Arizona Department of Revenue
PO Box 52016
Phoenix, AZ 85072-2016

If you are **expecting a refund, or owe no tax, or owe tax but are not sending a payment**, mail the return to:

Arizona Department of Revenue
PO Box 52138
Phoenix, AZ 85072-2138

Make sure you put enough postage on the envelope.

The U.S. Post Office must postmark your return or extension request by midnight April 15. A postage meter postmark will not qualify as a timely postmark. *Only a postmark from the U.S. Post Office will qualify.*

You may also use certain private delivery services designated by the IRS to meet the "timely mailing as timely filed" rule.

How Long To Keep Your Return

You must keep your records as long as they may be needed for the administration of any provision of Arizona tax law. Generally, this means you must keep records that support items shown on your return until the period of limitations for that return runs out.

The period of limitations is the period of time in which you can amend your return to claim a credit or refund or the department can assess additional tax. A period of limitations is the limited time after which no legal action can be brought. Usually, this is four years from the date the return was due or filed.

In some cases, the limitation period is longer than four years. The period is six years from when you file a return if you underreport the income shown on that return by more than 25% (.25).

The department can bring an action at any time if a return is false or fraudulent, or you do not file a return. To find out more about what records you should keep, get federal Publication 552.

Where's My Refund?

You can check on your refund by visiting www.azdor.gov or www.AZTaxes.gov and clicking on "Where's my refund?" or you may call one of the numbers listed on page 1. Before you call, be sure to have a copy of your 2014 tax return on hand. You will need to know your SSN, your filing status and your 5-digit ZIP Code.

Contacting the Department

Your tax information on file with the department is confidential. If you want the department to discuss your tax matters with someone other than yourself, you must authorize the department to release confidential information to that person. You may use Arizona Form 285 to authorize the department to release confidential information to your appointee. See Form 285 for details.

Worksheet for Net Long-Term Capital Gain Subtraction for Assets Acquired *After* December 31, 2011

2014 Original return 2014 Amended return

(a)		(b)	(c)	(d)	(e)
Long-Term Capital Gain or (loss) as reported on federal Schedule D (or other form/schedule) and included in computation of federal adjusted gross income.		Total net long-term capital gains or (losses) for all assets			
Enter the total net long-term capital gains or (losses) from the following forms in each applicable column. See page 27 for instructions.					
1	Form(s) 8949 <i>Sales and Other Dispositions of Capital Assets</i> ; and Form(s) 1099-B, <i>Proceeds from Broker and Barter Exchange Transactions</i> , for long-term transactions directly reported on federal Schedule D.	1			
2	Form(s) 4797 <i>Sales of Business Property</i>	2			
3	Form(s) 2439 <i>Notice to Shareholder of Undistributed Long-Term Capital Gains</i>	3			
4	Form(s) 6252 <i>Installment Sale Income</i>	4			
5	Form(s) 4684 <i>Casualties and Thefts</i>	5			
6	Form(s) 6781 <i>Gains and Losses from Sec. 1256 Contracts and Straddles</i>	6			
7	Form(s) 8824 <i>Like-Kind Exchanges</i>	7			
8	Partnerships, S corporations, estates, and trusts –from AZ Form 120S Schedule K-1; AZ Form 165 Schedule K-1; and AZ Form 141 Schedule K-1.	8			
9	Form(s) 1099-DIV <i>Dividends and Distributions</i>	9			
10	Subtotal: for each column, combine the amounts and enter the total.	10			
11	Available long-term capital loss carryover. Enter the amount, if any, in each applicable column.	11			
12	Subtract line 11 from line 10 and enter the difference in each applicable column.	12			
13	For amounts to enter on line 13, columns (a) through (d), see worksheet instructions.	13			
14	<p>Net Long-term capital gain or (loss) included in computation of your federal adjusted gross income. Subtract line 13 from line 12 and enter the difference in each applicable column.</p> <ul style="list-style-type: none"> • If the amount on line 14, column (e) is a net capital (loss), you do not qualify to take the subtraction. • If the amount on line 14, column (e) is a net capital gain, enter the result on Form 140PY, page 1, line 35. <p>Also enter the amount from line 14, column (c) on Form 140PY, page 1, line 34.</p>	14			

Instructions for completing the worksheet for the subtraction from Arizona gross income for any net long-term capital gain from assets acquired *after* December 31, 2011.

Purpose of the Worksheet

You may subtract a percentage of any net long-term capital gain included in your federal adjusted gross income that is from an investment in an asset acquired after December 31, 2011.

For purposes of this subtraction, “*qualified*” means an Arizona asset that was acquired *after* December 31, 2011.

As a part-year resident, you may take the allowable subtraction for only those qualified net long-term capital gains that are from the following.

- Only those qualified net long-term capital gains sourced to Arizona during the period that you were an Arizona nonresident.
- All qualified net long-term capital gains during the period that you were an Arizona resident.

To take the allowable subtraction, you must know whether the capital gain or (loss) is considered short-term or long-term. Only the net long-term capital gain from assets acquired *after* December 31, 2011, is used in the computation for the subtraction.

For more information about determining whether a gain or (loss) is short term or long term, see federal *Publication 544* at www.irs.gov.

Who Should Complete the Worksheet?

You *must* complete this worksheet to take the allowable subtraction if you have a net capital gain included in your federal adjusted gross income and the gain includes assets purchased *after* December 31, 2011.

Do *not* complete this worksheet if either of the following applies.

- You do not have any capital gains to report for the current tax year; or
- You do not have any net capital gain from asset(s) acquired *after* December 31, 2011, to report for the current tax year.

General Instructions

1. Enter your name and SSN as shown on Form 140PY, page 1.
2. Check the box if this worksheet is for an original or an amended return.
3. Keep this worksheet for your records.

Line-by-Line instructions

Columns (a) through (e)

- **Column (a)**, lines 1 through 8, lists the federal forms reported on Schedule D. Line 9 identifies the total capital gain distributions reported on Form(s) 1099-DIV.
- **Column (b)** is the **total** amount of long-term capital gains or (losses) reported on Schedule D or other forms/schedules.

- **Column (c)** is the amount of long-term capital gains or (losses) included in column (b) from the following.
- Only those qualified net long-term capital gains sourced to Arizona during the period that you were an Arizona nonresident.
- All qualified net long-term capital gains during the period that you were an Arizona resident.
- **Column (d)** is the amount of the long-term capital gains or (losses), included in column (c) for assets acquired *before* January 1, 2012.
- **Column (e)** is the amount of the long-term capital gains or (losses), included in column (c) for assets acquired *after* December 31, 2011.

Lines 1 through 8 - Capital Gains or (Losses) Reported on Federal Schedule D

Enter the long-term capital gain or (loss) from the federal form listed that was reported on your federal Schedule D and included in the computation of your federal adjusted gross income.

Line 9 - Long-Term Capital Gains or (Losses)

Enter the long-term capital gain or (loss) reported on Form(s) 1099-DIV and included in your computation of federal adjusted gross income.

NOTE: *Some taxpayers are not required to file Schedule D to report certain capital gains or (losses). In these cases, the long-term capital gains or (losses) are reported directly on the taxpayer's income tax return. Enter those items on line 9 of the worksheet.*

Line 10 - Subtotal

For each column, combine the amounts listed on lines 1 through 9 and enter the total.

Line 11 - Long-Term Capital (Loss) Carryover

If you used a long-term capital loss carryover from previous tax years to reduce your long-term capital gains for the current taxable year, enter the amount used to apply to gains from assets acquired before January 1, 2012, in columns (c) and (d).

Line 12 -

Subtract Line 11 from line 10 and enter the difference in each applicable column.

Line 13 - Net Long-Term Capital Gain from Investment in Qualified Small Business

To determine the amount to enter on line 13, columns (a), (b) and (c); answer the following questions.

Did you take a subtraction for any net capital gain included in federal adjusted gross income for the taxable year derived from investment in a qualified small business on Arizona Form 140PY, page 1, line 37?

- If “No”, enter zero on line 13.
- If “Yes”, does that amount include any net long-term capital gain from an investment made *after* December 31, 2011?
 - If “No”, enter zero on line 13.
 - If “Yes”, enter the amount of any net long-term capital gain from an investment made *after* December 31, 2011, and included in the amount subtracted on AZ Form 140PY, line 37.

Line 14 - Current Year Net Long-Term Capital Gain or (Loss)

Subtract line 13 from line 12 and enter the difference in each applicable column.

- If the amount on line 14, column (e) is a net capital (loss), you do not qualify to take the subtraction.
- If the amount on line 14, column (e) is a net capital gain, enter the amount on Form 140PY, page 1, line 35.

Also enter the amount from line 12, column (c) on Form 140PY, page 1, line 34.

Include with your return.

Your Name as shown on Form 140PY	Your Social Security Number
Spouse's Name as shown on Form 140PY (if filing joint)	Spouse's Social Security Number

Medical and Dental Expenses • Taxes • Interest Expense • Gifts to Charity

1 Medical and dental expenses incurred and paid while an Arizona resident plus the amount of such expenses from Arizona sources that you incurred and paid during the part of the year while an Arizona nonresident.....	1		00
2 Taxes allowable on federal Form 1040, Schedule A, that you incurred and paid while an Arizona resident plus the amount of such taxes from Arizona sources that you incurred and paid during the part of the year while an Arizona nonresident.....	2		00
3 Interest expense: See instructions	3		00
4 Gifts to charity allowable on federal Form 1040, Schedule A, that you incurred and paid while an Arizona resident plus the amount of such gifts from Arizona sources that you incurred and paid during the part of the year while an Arizona nonresident.....	4		00

Casualty and Theft Losses

5 Casualty loss(es) allowable on federal Form 1040, Schedule A, after applying the 10% federal adjusted gross income limitation and the \$100 per loss floor.....	5		00
6 Casualty loss(es) allowable on federal Form 4684 before applying the 10% federal adjusted gross income limitation and the \$100 per loss floor	6		00
7 Amount of loss on line 6 incurred while you were an Arizona resident plus the amount of loss from Arizona sources on line 6 that you incurred during the part of the year while an Arizona nonresident.....	7		00
8 Divide line 7 by line 6, and enter the percentage	8		%
9 Multiply line 5 by the percentage on line 8	9		00

Job Expenses and Other Miscellaneous Expenses

10 Miscellaneous expenses subject to the 2% federal adjusted gross income limitation allowable on federal Form 1040, Schedule A, before applying the limitation	10		00
11 Amount on line 10 that you incurred and paid while an Arizona resident plus the amount on line 10 from Arizona sources that you incurred and paid during the part of the year while an Arizona nonresident.....	11		00
12 Divide line 11 by line 10, and enter the percentage.....	12		%
13 Miscellaneous deductions subject to the 2% federal adjusted gross income limit allowable on federal Form 1040, Schedule A, after applying the limitation	13		00
14 Multiply line 13 by the percentage on line 12	14		00
15 Other miscellaneous expenses allowable on federal Form 1040, Schedule A, not subject to the 2% federal adjusted gross income limitation that you incurred and paid while an Arizona resident plus the amount of such expenses from Arizona sources that you incurred and paid during the part of the year while an Arizona nonresident	15		00
SKIP LINES 16 THROUGH 20 IF NOT DEDUCTING GAMBLING LOSSES.			
16 Wagering losses included on line 15	16		00
17 Total gambling winnings included in your Arizona gross income.....	17		00
18 Arizona lottery subtraction from Form 140PY, page 2, line 45	18		00
19 Maximum allowable gambling loss deduction: Subtract line 18 from line 17.....	19		00
20 If line 19 is less than line 16, subtract line 19 from line 16; otherwise enter "zero"	20		00
21 If you completed lines 16 through 20, subtract line 20 from line 15. If you skipped lines 16 through 20, enter amount on line 15 here	21		00
22 Add lines 14 and 21	22		00

Continued on page 2 →

Your Name (as shown on page 1)	Your Social Security Number
--------------------------------	-----------------------------

Total Itemized Deductions

23 Tentative Arizona itemized deduction: Add lines 1, 2, 3, 4, 9, and 22, and enter the total on line 23.

Complete lines 24 through 28 below if your federal adjusted gross income is:

- more than \$305,050 (married taxpayers filing a joint return or surviving spouse), or
- \$279,650 (head of household), or
- \$254,200 (unmarried individual who is not a surviving spouse or head of household), or
- \$152,525 (married filing a separate return)

Otherwise, enter the amount on line 23 on Form 140PY, page 2, line 56 **23**

		00	
<p>24 Enter on line 24 the amount by which you have to reduce your federal itemized deductions because your federal adjusted gross income was over this threshold if your federal adjusted gross income is:</p> <ul style="list-style-type: none"> • more than \$305,050 (married taxpayers filing a joint return or surviving spouse), or • \$279,650 (head of household), or • \$254,200 (unmarried individual who is not a surviving spouse or head of household) or • \$152,525 (married filing a separate return) 	24	00	
<p>25 Enter your total federal itemized deductions allowable on federal Form 1040, Schedule A, prior to the federal adjusted gross income limitation</p>	25	00	
<p>26 Divide line 23 by line 25, and enter the percentage</p>	26	%	
<p>27 Multiply line 24 by the percentage on line 26, and enter the result</p>	27	00	
<p>28 Subtract line 27 from line 23. Enter the result here and on Form 140PY, page 2, line 56.....</p>	28	00	00

2014 Form 140PY Schedule A(PY) Itemized Deductions

For Part-Year Residents Only

Before you complete Arizona Form 140PY, Schedule A(PY), you must complete a federal Form 1040, Schedule A.

You may itemize your deductions on your Arizona return even if you do not itemize deductions on your federal return. For the most part, you can deduct those items that are allowable itemized deductions under the Internal Revenue Code (IRC).

A part-year resident who has no Arizona source income during the part of the year while an Arizona nonresident can deduct all of the following.

1. Those expenses incurred and paid during the part of the year while an Arizona resident.
2. Arizona source itemized deductions incurred and paid during the part of the year while a nonresident.

For more information, see the department's Individual Income Tax Ruling ITR 94-10 at www.azdor.gov.

In some cases, the itemized deductions allowed on your Arizona return are not the same as those allowable under the IRC. The itemized deductions allowed on your Arizona return can differ if any of the following apply.

1. You are deducting medical and dental expenses.
2. You are claiming a federal credit (from federal Form 8396) for interest paid on mortgage credit certificates.
3. You are deducting gambling losses while claiming a subtraction for Arizona lottery winnings.
4. You are claiming a credit for any amount allowed as a charitable contribution.

Complete Form 140PY, Schedule A(PY), as instructed below.

Medical and Dental Expenses

Line 1 -

Enter the amount of medical and dental expenses incurred and paid while an Arizona resident. Also enter the amount of such expenses from Arizona sources that you incurred and paid during the part of the year that you were a nonresident.

The medical and dental expenses that you can deduct on your Arizona return are the same expenses that you can deduct on your federal return.

Be sure you reduce these expenses by any payments received from insurance or other sources. Do not include the following amounts you paid through an employer-sponsored health insurance plan (cafeteria plan) unless your employer included the amount(s) in Box 1 of your Form W-2.

- Insurance premiums you paid through the plan.
- Other medical and dental expenses paid by the plan.

If you are self-employed, do not include any amount that you paid for health insurance that you deducted in computing your federal adjusted gross income.

Do not include any medical and dental expenses paid from your Arizona Long-term Health Care Savings Account (AZLTHSA).

Taxes

Line 2 -

Enter the amount of taxes allowable on federal Form 1040, Schedule A, that you incurred and paid while an Arizona resident. Also enter the amount of such taxes from Arizona sources that you incurred and paid during the part of the year while a nonresident.

Do not include any state taxes paid to other states for prior years if you were not an Arizona resident for that prior year.

Interest Expense

Line 3 -

Enter the amount of interest expense allowable on federal Form 1040, Schedule A, that you incurred and paid while an Arizona resident. Also enter the amount of such interest from Arizona sources that you incurred and paid during the part of the year while a nonresident.

If you received a federal credit for interest paid on mortgage credit certificates (from federal Form 8396), you may deduct some of the mortgage interest you paid for 2014 that you could not deduct for federal purposes. Include that portion of such interest that you incurred and paid during the part of the year while an Arizona resident.

Do not enter any interest expense that you incurred to purchase or carry U.S. obligations, the income from which is exempt from Arizona income tax.

Gifts to Charity

Line 4 -

Enter the amount of gifts to charity allowable on federal Form 1040, Schedule A, that you incurred and paid while an Arizona resident. Also enter the amount of such gifts from Arizona sources that you incurred and paid during the part of the year while a nonresident.

If you claimed a credit for any charitable contribution, do not include any contribution for which you claimed a tax credit.

For Example:		
If you claimed a credit on Arizona Form:	For:	
321	Contributions to Qualifying Charitable Organizations	You cannot take a deduction on the Arizona Form 140PY, Schedule A (PY) for the amount of that contribution.
322	Contributions Made or Fees Paid to Public Schools	
323	Contributions to Private School Tuition Organization	
331	Donation of School Site	
340	Donation to the Military Family Relief Fund	
348	Contributions to Certified School Tuition Organization - Individual	

If you claimed a private school tuition credit on your 2013 return for a contribution that you made during 2014 (see Forms 323 and 348), you must exclude this deduction on your 2014 Arizona return, even though you claimed the credit on your 2013 Arizona return.

If you are claiming a credit on your 2014 return for a contribution made during 2015 (see Arizona Forms 323 and 348), you must exclude this deduction on your 2015 return, even though you are claiming the credit on your 2014 return.

Casualty and Theft Losses

Line 5 -

Enter the casualty loss(es) allowable on federal Form 1040, Schedule A, **after** applying the 10% federal adjusted gross income limitation and the \$100 per loss floor.

Line 6 -

Enter the casualty loss(es) allowable on federal Form 4684 **before** applying the 10% federal adjusted gross income limitation and the \$100 per loss floor.

Line 7 -

Enter the amount of casualty loss shown on line 6 that you incurred and paid while an Arizona resident. Also enter the amount of casualty loss shown on line 6 from Arizona sources that you incurred during the part of the year while a nonresident.

Line 8 -

Divide the amount on line 7 by the amount on line 6. Enter the percentage.

Line 9 -

Multiply the amount on line 5 by the percent on line 8. Enter the result.

Job Expenses and Other Miscellaneous Expenses

Line 10 -

Enter the amount of miscellaneous expenses subject to the 2% federal adjusted gross income limitation allowable on federal Form 1040, Schedule A, before applying the limitation.

Lines 11 through 14 -

Complete lines 11 through 14 as instructed on Form 140PY, Schedule A(PY).

Do not include on line 11 any amount that is allocable to income excluded from your Arizona taxable income. Such amounts would include employee business expenses attributable to income excluded from your Arizona taxable income.

Line 15 -

Combine the following amounts and enter the total on line 15.

- Other allowable miscellaneous expenses not subject to the 2% federal adjusted gross income limitation that you incurred and paid while an Arizona resident; and
- Other allowable miscellaneous expenses not subject to the 2% federal adjusted gross income limitation from Arizona sources that you incurred and paid during the part of the year while a nonresident.

Lines 16 through 20 -

Skip lines 16 through 20 if not deducting gambling losses.

Line 16 -

Enter the amount of wagering losses included on line 15, Form 140PY, Schedule A(PY).

Line 17 -

Enter the total gambling winnings included in your Arizona gross income.

Line 18 -

Enter the Arizona lottery subtraction from Form 140PY, page 2, line 45.

Line 19 -

Maximum allowable gambling loss deduction. Subtract the amount on line 18 from the amount on line 17.

Line 20 -

If the amount on line 19 is less than the amount on line 16, subtract line 19 from line 16. Otherwise, enter zero (0).

Line 21 -

If you completed lines 16 through 20, subtract line 20 from line 15. If you skipped lines 16 through 20, enter the amount from line 15 here.

Line 22 -

Add lines 14 and 21. This is your tentative Arizona miscellaneous deduction.

Arizona Itemized Deduction

Lines 23 through 28 -

Complete lines 23 through 28 as instructed on Form 140PY, Schedule A(PY).

Include with your return.

Your Name as shown on Form 140PY	Your Social Security Number
Spouse's Name as shown on Form 140PY (if filing joint)	Spouse's Social Security Number

Part 1 **Itemized Deductions for the Period of the Year While an Arizona Resident Plus Arizona Source Itemized Deductions for the Period While a Nonresident**

Medical and Dental Expenses • Taxes • Interest Expense • Gifts to Charity

1	Medical and dental expenses incurred and paid while an Arizona resident plus the amount of such expenses from Arizona sources that you incurred and paid during the part of the year while an Arizona nonresident.....	1		00
2	Taxes allowable on federal Form 1040, Schedule A, that you incurred and paid while an Arizona resident plus the amount of such taxes from Arizona sources that you incurred and paid during the part of the year while an Arizona nonresident.....	2		00
3	Interest expense: See instructions	3		00
4	Gifts to charity allowable on federal Form 1040, Schedule A, that you incurred and paid while an Arizona resident plus the amount of such gifts from Arizona sources that you incurred and paid during the part of the year while an Arizona nonresident.....	4		00

Casualty and Theft Losses

5	Casualty loss(es) allowable on federal Form 1040, Schedule A, after applying the 10% federal adjusted gross income limitation and the \$100 per loss floor.....	5		00
6	Casualty loss(es) allowable on federal Form 4684 before applying the 10% federal adjusted gross income limitation and the \$100 per loss floor	6		00
7	Amount of loss on line 6 incurred while you were an Arizona resident plus the amount of loss from Arizona sources on line 6 that you incurred during the part of the year while an Arizona nonresident.....	7		00
8	Divide line 7 by line 6, and enter the percentage	8		%
9	Multiply line 5 by the percentage on line 8	9		00

Job Expenses and Other Miscellaneous Expenses

10	Miscellaneous expenses subject to the 2% federal adjusted gross income limitation allowable on federal Form 1040, Schedule A, before applying the limitation	10		00
11	Amount on line 10 that you incurred and paid while an Arizona resident plus the amount on line 10 from Arizona sources that you incurred and paid during the part of the year while an Arizona nonresident.....	11		00
12	Divide line 11 by line 10, and enter the percentage.....	12		%
13	Miscellaneous deductions subject to the 2% federal adjusted gross income limit allowable on federal Form 1040, Schedule A, after applying the limitation	13		00
14	Multiply line 13 by the percentage on line 12	14		00
15	Other miscellaneous expenses allowable on federal Form 1040, Schedule A, not subject to the 2% federal adjusted gross income limitation that you incurred and paid while an Arizona resident plus the amount of such expenses from Arizona sources that you incurred and paid during the part of the year while an Arizona nonresident	15		00
Skip lines 16 through 20 if not deducting gambling losses.				
16	Wagering losses included on line 15	16		00
17	Total gambling winnings included in your Arizona gross income.....	17		00
18	Arizona lottery subtraction from Form 140PY, page 2, line 45	18		00
19	Maximum allowable gambling loss deduction: Subtract line 18 from line 17.....	19		00
20	If line 19 is less than line 16, subtract line 19 from line 16; otherwise enter "zero"	20		00
21	If you completed lines 16 through 20, subtract line 20 from line 15. If you skipped lines 16 through 20, enter amount on line 15 here	21		00
22	Add lines 14 and 21	22		00

Continued on page 2 →

Your Name (as shown on page 1)	Your Social Security Number
--------------------------------	-----------------------------

Subtotal Itemized Deductions

23 Tentative Arizona itemized deduction: Add lines 1, 2, 3, 4, 9, and 22, and enter the total on line 23.
 Complete lines 24 through 28 below if your federal adjusted gross income is:

- more than \$305,050 (married taxpayers filing a joint return or surviving spouse), or
- \$279,650 (head of household), or
- \$254,200 (unmarried individual who is not a surviving spouse or head of household), or
- \$152,525 (married filing a separate return)

Otherwise, skip lines 24 through 28	23		00	
24 Enter on line 24 the amount by which you have to reduce your federal itemized deductions because your federal adjusted gross income was over this threshold if your federal adjusted gross income is:				
<ul style="list-style-type: none"> • more than \$305,050 (married taxpayers filing a joint return or surviving spouse), or • \$279,650 (head of household), or • \$254,200 (unmarried individual who is not a surviving spouse or head of household) or • \$152,525 (married filing a separate return) 	24		00	
25 Enter your total federal itemized deductions allowable on federal Form 1040, Schedule A, prior to the federal adjusted gross income limitation	25		00	
26 Divide line 23 by line 25, and enter the percentage	26		%	
27 Multiply line 24 by the percentage on line 26, and enter the result	27		00	
28 Subtract line 27 from line 23. Enter the result here	28			00

Part 2 Portion of Itemized Deductions Allowable for the Part of the Year While a Nonresident

Adjustment to Medical and Dental Expenses

29 Medical and dental expenses	29		00	
30 Amount of distributions used to pay qualified medical expenses from your Arizona Long-Term Health Care Savings Account (AZLTHSA) included on line 29	30		00	
31 Medical expenses allowed to be taken as a federal itemized deduction	31		00	
32 Add lines 30 and 31, and enter the total	32		00	
33 If line 29 is the same as or more than line 32, subtract line 32 from line 29. Otherwise, go to line 34	33			00
34 If line 32 is more than line 29, subtract line 29 from line 32	34			00

Adjustment to Interest Deduction

35 If you received a federal credit for interest paid on mortgage credit certificates (from federal Form 8396), enter the amount of mortgage interest you paid for 2014 that is equal to the amount of your 2014 federal credit	35			00
---	-----------	--	--	----

Adjustment to Gambling Losses

36 Wagering losses allowed as a federal itemized deduction	36		00	
37 Total gambling winnings included in your federal adjusted gross income	37		00	
38 Arizona lottery subtraction from Form 140PY, page 2, line 45	38		00	
39 Maximum allowable gambling loss deduction: Subtract line 38 from line 37	39		00	
40 If line 39 is less than line 36, subtract line 39 from line 36; otherwise enter "zero"	40			00

Adjustment to Charitable Contributions

41 Amount of charitable contributions for which you are taking a credit under Arizona law	41			00
---	-----------	--	--	----

Adjusted Itemized Deductions

42 Add the amounts on lines 33 and 35	42		00	
43 Add lines 34, 40 and 41	43		00	
44 Total itemized deductions allowed to be taken on federal return	44		00	
45 Enter the amount from line 42 above	45		00	
46 Add the amount on lines 44 and 45	46		00	
47 Enter the amount from line 43 above	47		00	
48 Subtract line 47 from line 46	48		00	
49 If you skipped lines 24 through 28, enter the amount on line 23 here. If you completed lines 24 through 28, enter the amount from line 28 here.	49		00	
50 Subtract line 49 from line 48	50		00	
51 Arizona percentage from line 4 of the worksheet on page 3 of Schedule A(PYN) instructions ...	51		%	
52 Multiply the percentage on line 51 by the amount on line 50	52		00	
53 Add lines 49 and 52. Enter the total here and on Form 140PY, page 2, line 56	53			00

2014 Form 140PY Schedule A(PYN) Itemized Deductions

For part-year residents who also had Arizona source income during the part of the year while an Arizona nonresident.

Completing Schedule A(PYN) Itemized Deductions

Before you complete Arizona Form 140PY, Schedule A(PYN), you must complete a federal Form 1040, Schedule A.

You may itemize your deductions on your Arizona return even if you do not itemize deductions on your federal return. For the most part, you can deduct those items that are allowable itemized deductions under the Internal Revenue Code (IRC).

A part-year resident who also has Arizona source income during the part of the year while an Arizona nonresident can deduct all of the following.

1. Those expenses incurred and paid during the part of the year while an Arizona resident.
2. Arizona source itemized deductions incurred and paid during the part of the year while a nonresident.
3. A portion of all other itemized deductions paid during the part of the year while a nonresident.

For more information, see the department's Individual Income Tax Ruling, ITR 94-10, at www.azdor.gov.

In some cases, the itemized deductions allowed on your Arizona return are not the same as those allowable under the IRC. The itemized deductions allowed on your Arizona return can differ if any of the following apply.

1. You are deducting medical and dental expenses.
2. You are claiming a federal credit (from federal Form 8396) for interest paid on mortgage credit certificates.
3. You are deducting gambling losses while claiming a subtraction for Arizona lottery winnings.
4. You are claiming a credit for any amount allowed as a charitable contribution.

PART 1

Line 1 - Medical and Dental Expenses

Enter the amount of medical and dental expenses incurred and paid while an Arizona resident. Also enter the amount of such expenses from Arizona sources that you incurred and paid during the part of the year that you were a nonresident.

The medical and dental expenses that you can deduct on your Arizona return are the same expenses that you can deduct on your federal return.

Be sure you reduce these expenses by any payments received from insurance or other sources. Do not include the following amounts you paid through an employer-sponsored health insurance plan (cafeteria plan) unless your employer included the amount(s) in Box 1 of your Form W-2.

- Insurance premiums you paid through the plan.
- Other medical and dental expenses paid by the plan.

If you are self-employed, do not include any amount that you paid for health insurance that you deducted in computing your federal adjusted gross income.

Do not include any medical and dental expenses paid from your Arizona Long-Term Health Care Savings Account (AZLTHSA).

Line 2 - Taxes

Enter the amount of taxes allowable on federal Form 1040, Schedule A, that you incurred and paid while an Arizona

resident. Also enter the amount of such taxes from Arizona sources that you incurred and paid during the part of the year while a nonresident.

Do not include any state taxes paid to other states for prior years if you were not an Arizona resident for that prior year.

Line 3 - Interest Expense

Enter the amount of interest expense allowable on federal Form 1040, Schedule A, that you incurred and paid while an Arizona resident. Also enter the amount of such interest from Arizona sources that you incurred and paid during the part of the year while a nonresident.

If you received a federal credit for interest paid on mortgage credit certificates (from federal Form 8396), you may deduct some of the mortgage interest you paid for 2014 that you could not deduct for federal purposes. Include that portion of such interest that you incurred and paid during the part of the year while an Arizona resident.

Do not enter any interest expense that you incurred to purchase or carry U.S. obligations, the income from which is exempt from Arizona income tax.

Line 4 - Gifts to Charity

Enter the amount of gifts to charity allowable on federal Form 1040, Schedule A, that you incurred and paid while an Arizona resident. Also enter the amount of such gifts from Arizona sources that you incurred and paid during the part of the year while a nonresident.

If you claimed a credit for any charitable contribution, do not include any contribution for which you claimed a tax credit.

For Example:		
If you claimed a credit on AZ Form:	For:	
321	Contributions to Qualifying Charitable Organizations	You can not claim a deduction on the Arizona Form 140PY, Schedule A (PYN) for the amount of that contribution.
322	Contributions Made or Fees paid to Public Schools	
323	Contributions to Private School Tuition Organizations	
331	Donatin of School Site	
340	Donations to the Military Family Relief Fund	
348	Contributions to Certified School Tuition Organization - Individual	

If you claimed a private school tuition credit on your 2013 return for a contribution that you made during 2014 (see AZ Forms 323 and 348), you must exclude this deduction on your 2014 Arizona return, even though you claimed the credit on your 2013 Arizona return.

If you are claiming a credit on your 2014 return for a contribution made during 2015 (see AZ Forms 323 and 348), you must exclude this deduction on your 2015 return, even though you are claiming the credit on your 2014 return.

Line 5 - Casualty and Theft Losses

Enter the casualty loss(es) allowable on federal Form 1040, Schedule A, **after** applying the 10% federal adjusted gross income limitation and the \$100 per loss floor.

Line 6 -

Enter the casualty loss(es) allowable on federal Form 4684 **before** applying the 10% federal adjusted gross income limitation and the \$100 per loss floor.

Line 7 -

Enter the amount of casualty loss shown on line 6 that you incurred and paid while an Arizona resident. Also enter the amount of casualty loss shown on line 6 from Arizona sources that you incurred during the part of the year while a nonresident.

Lines 8 and 9 -

Complete lines 8 and 9 as instructed on the form.

Line 10 - Job Expenses and Other Miscellaneous Expenses

Enter the amount of miscellaneous expenses subject to the 2% federal adjusted gross income limitation allowable on federal Form 1040, Schedule A, before applying the limitation.

Lines 11 through 14 -

Complete lines 11 through 14 as instructed on Form 140PY, Schedule A(PYN).

Do not include on line 11 any amount that is allocable to income excluded from your Arizona taxable income. Such amounts would include employee business expenses attributable to income excluded from your Arizona taxable income.

Line 15 -

Enter the amount of other allowable miscellaneous expenses not subject to the 2% federal adjusted gross income limitation that you incurred and paid while an Arizona resident.

Also enter the amount of other allowable miscellaneous expenses not subject to the 2% federal adjusted gross income limitation from Arizona sources that you incurred and paid during the part of the year while a nonresident.

Lines 16 through 20 -

Skip lines 16 through 20 if not deducting gambling losses.

Line 16 -

Enter the amount of wagering losses included on line 15, Form 140PY Schedule A(PYN).

Line 17 -

Enter the total gambling winnings included in your Arizona gross income.

Line 18 -

Enter the Arizona lottery subtraction from Form 140PY, page 2, line 45.

Line 19 -

Maximum allowable gambling loss deduction. Subtract the amount on line 18 from the amount on line 17.

Line 20 -

If the amount on line 19 is less than the amount on line 16, subtract line 19 from line 16. Otherwise, enter zero (0).

Line 21 -

If you completed lines 16 through 20, subtract line 20 from line 15. If you skipped lines 16 through 20, enter the amount from line 15 here.

Line 22 -

Add lines 14 and 21.

Lines 23 through 28 -

Complete lines 23 through 28 as instructed on Form 140PY, Schedule A(PYN).

PART 2

Line 29 -

Enter the **total** of your medical and dental expenses after you reduce these expenses by any payments received from insurance or other sources. Do not reduce the amount on line 29 by amounts paid from an AZLTHSA.

Do not include insurance premiums you paid through an employer-sponsored health insurance plan (cafeteria plan) unless your employer included the premiums in Box 1 of your Form(s) W-2.

Also, do not include any other medical and dental expenses paid by the plan unless your employer included the amount paid in Box 1 of your Form(s) W-2. If self-employed, do not include any amount paid for health insurance that you deducted in computing your federal adjusted gross income.

The medical and dental expenses for Arizona purposes are the same as for federal purposes.

Line 30 -

Enter any amount of medical and dental expenses included on line 29 that were paid from your AZLTHSA.

Lines 31 through 40 -

Complete lines 31 through 40 as instructed on Form 140PY, Schedule A(PYN).

Line 41 -

You cannot claim both a deduction and a credit for the same charitable contributions. Enter the amount of charitable contributions for which you are taking a credit.

For Example:		
If you claimed a credit on AZ Form:	For:	
321	Contributions to Qualifying Charitable Organizations	You must make an entry here if you deducted the amount contributed as an itemized deduction on federal Form 1040, Schedule A.
322	Contributions Made or Fees Paid to Public Schools	
323	Contributions to Private School Tuition Organizations	
331	Donation of School Site	
340	Donations to the Military Family Relief Fund	
348	Contributions to Certified School Tuition Organization - Individual	

If you claimed a private school tuition credit on your 2013 return for a contribution that you made during 2014 (see AZ Form 323 and 348), you must make this adjustment on your 2014 return, even though you claimed the credit on your 2013 return.

If you are claiming a credit on your 2014 return for contributions made during 2015 (see AZ Forms 323 and 348), you must make this adjustment on your 2015 return, even though you are claiming the credit on your 2014 return.

Lines 42 through 50 -

Complete lines 42 through 50 as instructed on Form 140PY, Schedule A(PYN).

Line 51 -

Complete the following worksheet to determine what percentage to enter on line 51.

Worksheet	
1. Arizona source income	Amount
a. _____	a. _____
b. _____	b. _____
c. _____	c. _____
d. _____	d. _____
2. Add the amounts on lines 1a through line 1d.	2.
3. Enter the amount from Form 140PY, page 1, line 26.	3.
4. Divide the amount on line 2 by the amount on line 3. Enter the percent here and on Form 140PY, Schedule A (PYN), Line 51.	4. %

Lines 52 and 53 -

Complete lines 52 and 53 as instructed on Form 140PY, Schedule A(PYN).

THIS PAGE INTENTIONALLY LEFT BLANK

DO NOT STAPLE ANY ITEMS TO THE RETURN.

82F Check box 82F if filing under extension OR FISCAL YEAR BEGINNING [M,M,D,D] 2,0,1,4 AND ENDING [M,M,D,D] 2,0,Y,Y. 66F

1 Your First Name and Middle Initial Last Name Your Social Security Number
1 Spouse's First Name and Middle Initial (if box 4 or 6 checked) Last Name Spouse's Social Security No.
2 Current Home Address - number and street, rural route Apt. No. Daytime Phone (with area code) 94
3 City, Town or Post Office State ZIP Code Last Names Used in Last Four Prior Year(s) (if different)

4 Married filing joint return
5 Head of household: Enter name of qualifying child or dependent on next line:
6 Married filing separate return: Enter spouse's name and Social Security Number above.
7 Single
Enter the number claimed. Do not put a check mark.
8 Age 65 or over (you and/or spouse) If completing lines 8 through 10, also complete lines 47 through 51. 81P PM 80R RCVD
9 Blind (you and/or spouse)
10 Dependents: Do not include self or spouse.

11-13 Residency Status (check one): 11 Nonresident 12 Nonresident Active Military 13 Composite Return

Table with 6 columns: (a) FIRST AND LAST NAME, (b) SOCIAL SECURITY NO., (c) RELATIONSHIP, (d) NO. OF MONTHS LIVED IN YOUR HOME IN 2014, (e) if this person did not qualify as a dependent on your federal return, (f) if you did not claim this person on your federal return due to educational credits. Rows 10a, 10b, 10c, 10d.

Table with 4 columns: Description, 2014 FEDERAL Amount from Federal Return, 2014 ARIZONA Source Amount Only. Rows 14-41 including Arizona income, additions, and subtractions.

Place any required federal and AZ schedules or other documents after Form 140NR.

Your Name (as shown on page 1) _____ Your Social Security Number _____

Subtractions - cont. from page 1	42	Enter the amount from page 1, line 41	42		00
	43	Interest on U.S. obligations such as U.S. savings bonds and treasury bills.....	43		00
	44	Arizona state lottery winnings included as income on your federal return (up to \$5,000 only)	44		00
	45	Agricultural crops contributed to Arizona charitable organizations.....	45		00
	46	Other subtractions: See instructions on page 10 and include your own schedule	46		00
Exemptions	47	Age 65 or over: Multiply the number in box 8 by \$2,100.....	47		00
	48	Blind: Multiply the number in box 9 by \$1,500	48		00
	49	Dependents: Multiply the number in box 10 by \$2,300	49		00
	50	Add lines 47, 48, and 49 and enter the total.....	50		00
	51	Multiply line 50 by the Arizona percentage on line 27	51		00
	52	Arizona adjusted gross income: Subtract lines 43 through 46 and 51 from line 42.....	52		00
Balance of Tax	53	Deductions: Check box and enter amount. See instructions on page 12 <input type="checkbox"/> ITEMIZED <input type="checkbox"/> STANDARD	53		00
	54	Personal exemptions: See instructions on page 12.....	54		00
	55	Arizona taxable income: Subtract lines 53 and 54 from line 52.....	55		00
	56	Compute the tax using amount from line 55 and Tax Table X or Y.....	56		00
	57	Tax from recapture of credits from Arizona Form 301, Part 2, line 38	57		00
	58	Subtotal of tax: Add lines 56 and 57 and enter the total	58		00
	59	Credits from Arizona Form 301, Part 2, line 72	59		00
	60	Balance of tax: Subtract line 59 from line 58. If line 59 is more than line 58, enter zero.....	60		00
Total Payments and Refundable Credits	61	Arizona income tax withheld during 2014.....	61		00
	62	Arizona estimated tax payments for 2014.....	62		00
	63	2014 Arizona extension payment (Form 204).....	63		00
	64	Other refundable credits: Check the box(es) and enter the total amount..... <input type="checkbox"/> 308-I <input type="checkbox"/> 342 <input type="checkbox"/> 349	64		00
	65	Total payments and refundable credits: Add lines 61 through 64 and enter the total.....	65		00
Tax Due or Overpayment	66	TAX DUE: If line 60 is larger than line 65, subtract line 65 from line 60, and enter amount of tax due. Skip lines 67, 68 and 69.....	66		00
	67	OVERPAYMENT: If line 65 is larger than line 60, subtract line 60 from line 65, and enter amount of overpayment.....	67		00
	68	Amount of line 67 to be applied to 2015 estimated tax.....	68		00
	69	Balance of overpayment: Subtract line 68 from line 67.....	69		00
Voluntary Gifts	70 - 80 Voluntary Gifts to:				
		Solutions Teams Assigned to Schools.....	70		00
		Arizona Wildlife.....	71		00
		Child Abuse Prevention	72		00
		Domestic Violence Shelter	73		00
		Political Gift.....	74		00
		National Guard Relief Fund.....	75		00
		Neighbors Helping Neighbors.....	76		00
	Special Olympics.....	77		00	
	Veterans' Donations Fund ...	78		00	
	I Didn't Pay Enough Fund.....	79		00	
	Sustainable State Parks and Road Fund.....	80		00	
81	Political Party (if amount is entered on line 74 - check only one box): <input type="checkbox"/> Americans Elect <input type="checkbox"/> Democratic <input type="checkbox"/> Libertarian <input type="checkbox"/> Republican				
Penalty	82	Estimated payment penalty and Arizona Long-Term Health Care Saving Account (AZLTHSA) penalty.....	82		00
	83	<input type="checkbox"/> Annualized/Other <input type="checkbox"/> Farmer or Fisherman <input type="checkbox"/> Form 221 included <input type="checkbox"/> AZLTHSA Penalty			
	84	Add lines 70 through 80 and 82; enter the total.....	84		00
Refund or Amount Owed	85	REFUND: Subtract line 84 from line 69. If less than zero, enter amount owed on line 86.....	85		00
		Direct Deposit of Refund: Check box 85A if your deposit will be ultimately placed in a foreign account; see instructions. <input type="checkbox"/> 85A ROUTING NUMBER _____ ACCOUNT NUMBER _____ <input type="checkbox"/> Checking or <input type="checkbox"/> Savings			
86	AMOUNT OWED: Add lines 66 and 84. Make check payable to Arizona Department of Revenue; write your SSN on payment, and include with your return.....	86		00	

PLEASE SIGN HERE

I have read this return and any documents with it. Under penalties of perjury, I declare that to the best of my knowledge and belief, they are true, correct and complete. Declaration of preparer (other than taxpayer) is based on all information of which preparer has any knowledge.

YOUR SIGNATURE _____ DATE _____ OCCUPATION _____

SPOUSE'S SIGNATURE _____ DATE _____ SPOUSE'S OCCUPATION _____

PAID PREPARER'S SIGNATURE _____ DATE _____ FIRM'S NAME (PREPARER'S IF SELF-EMPLOYED) _____

PAID PREPARER'S STREET ADDRESS _____ PAID PREPARER'S TIN _____

PAID PREPARER'S CITY _____ STATE _____ ZIP CODE _____ PAID PREPARER'S PHONE NUMBER _____

If you are sending a payment with this return, mail to Arizona Department of Revenue, PO Box 52016, Phoenix, AZ, 85072-2016. **Include the payment with Form 140NR.**

If you are expecting a refund or owe no tax, or owe tax but are not sending a payment, mail to Arizona Department of Revenue, PO Box 52138, Phoenix, AZ, 85072-2138.

Your Name (as shown on page 1)

Your Social Security Number

Dependent Information - Continuation Sheet from Page 1 Dependents

Include with your return **only** if listing additional dependents.

Complete this form **only** if you need additional space from page 1 to list your dependents.
If you do not list **all** dependents claimed on page 1 of your income tax return, you may lose the exemptions.

Children and other dependents, continued from page 1.

	(a) FIRST AND LAST NAME (Do not list yourself or spouse.)	(b) SOCIAL SECURITY NO.	(c) RELATIONSHIP	(d) NO. OF MONTHS LIVED IN YOUR HOME IN 2014	(e) ✓ if this person did not qualify as a dependent on your federal return	(f) ✓ if you did not claim this person on your federal return due to educational credits
10e					<input type="checkbox"/>	<input type="checkbox"/>
10f					<input type="checkbox"/>	<input type="checkbox"/>
10g					<input type="checkbox"/>	<input type="checkbox"/>
10h					<input type="checkbox"/>	<input type="checkbox"/>
10i					<input type="checkbox"/>	<input type="checkbox"/>
10j					<input type="checkbox"/>	<input type="checkbox"/>
10k					<input type="checkbox"/>	<input type="checkbox"/>
10l					<input type="checkbox"/>	<input type="checkbox"/>
10m					<input type="checkbox"/>	<input type="checkbox"/>
10n					<input type="checkbox"/>	<input type="checkbox"/>
10o					<input type="checkbox"/>	<input type="checkbox"/>
10p					<input type="checkbox"/>	<input type="checkbox"/>
10q					<input type="checkbox"/>	<input type="checkbox"/>
10r					<input type="checkbox"/>	<input type="checkbox"/>
10s					<input type="checkbox"/>	<input type="checkbox"/>
10t					<input type="checkbox"/>	<input type="checkbox"/>
10u					<input type="checkbox"/>	<input type="checkbox"/>
10v					<input type="checkbox"/>	<input type="checkbox"/>

THIS PAGE INTENTIONALLY LEFT BLANK

2014 Nonresident Personal Income Tax Return

For information or help, call one of the numbers listed:

Phoenix (602) 255-3381
From area codes 520 and 928, toll-free (800) 352-4090

Tax forms, instructions, and other tax information

If you need tax forms, instructions, and other tax information, go to the department's website at www.azdor.gov.

Income Tax Procedures and Rulings

These instructions may refer to the department's income tax procedures and rulings for more information. To view or print these, go to our website and click on *Legal Research* then click on *Procedures* or *Rulings* and select a tax type from the drop down menu.

Publications and Brochures

To view or print the department's publications and brochures, go to our website and click on *Publications*.



Leave the Paper Behind - e-file!

- Quick Refunds
- Accurate
- Proof of Acceptance
- Free **

No more paper, math errors, or mailing delays!

Get your refunds quicker with direct deposit option.

e-file today, pay by April 15, 2015, to avoid penalties and interest.

e-file through an Authorized IRS/DOR *e-file* provider or by using your personal computer and the Internet.

Visit our website at www.azdor.gov for a listing of approved *e-file* providers and on-line filing sources.

** For free *e-file* requirements, check out our website at www.azdor.gov.

Are You Subject to Tax in Arizona?

You are subject to Arizona income tax on all income derived from Arizona sources. If you are in this state for a temporary or transitory purpose or did not live in Arizona but received income from sources within Arizona during 2014, you are subject to Arizona tax.

Income from Arizona sources includes the following:

- wages
- rental income
- business income
- the sale of Arizona real estate
- interest and dividends having a taxable or business situs in this state
- any other income from an Arizona source

Do You Have to File?

Arizona Filing Requirements		
These rules apply to all Arizona taxpayers.		
You must file if you are:	and your Arizona adjusted gross income is at least:	or your gross income is at least:
● Single	\$ 5,500	\$15,000
● Married filing joint	\$11,000	\$15,000
● Married filing separate	\$ 5,500	\$15,000
● Head of household	\$ 5,500	\$15,000
If you are a nonresident, you must report income derived from Arizona sources.		
To see if you have to file, figure your gross income the same as you would figure your gross income for federal income tax purposes. Then you should exclude income Arizona law does not tax.		
You can find your Arizona adjusted gross income on line 52 of Arizona Form 140NR.		

NOTE: *Even if you do not have to file, you must still file a return to get a refund of any Arizona income tax withheld.*

Do You Have to File if You Are an American Indian?

You must file if you meet the Arizona filing requirements unless **all** the following apply to you.

- You are an enrolled member of an Indian tribe.
- You live on the reservation established for that tribe.
- You earned **all** of your income on that reservation.

The department has issued a ruling on the Arizona tax treatment of American Indians. This ruling is ITR 96-4.

Do You Have to File if You Are The Spouse of an American Indian and You Are Not an Enrolled Indian?

You must file if you meet the Arizona filing requirements. The department has issued a ruling on the tax treatment of spouses of American Indians. This ruling is ITR 96-4.

Do You Have to File if You Are in the Military?

You must file if you meet the Arizona filing requirements unless **all** the following apply to you.

- You are an active duty member of the United States armed forces.
- Your only income for the taxable year is pay received for active duty military service.
- There was no Arizona tax withheld from your active duty military pay.

If Arizona tax was withheld from your active duty military pay, you must file an Arizona income tax return to claim any refund you may be due from that withholding.

You must also file an Arizona income tax return if you have any other income besides pay received for active duty military service.

If you are an Arizona resident and you have to file an Arizona return, you should file using Form 140. If you were an Arizona resident when you entered the service, you remain an Arizona resident, no matter where stationed, until you establish a new domicile. As an Arizona resident, you must report all of your income to Arizona, no matter where stationed. You must include your military pay, but using Form 140, you may subtract all pay received for active duty military service; to the extent it is included in your federal adjusted gross income.

If you are not an Arizona resident, but stationed in Arizona, the following applies to you.

- You are not subject to Arizona income tax on your military pay.
- You must report any other income you earn in Arizona. Use Form 140NR, *Nonresident Personal Income Tax Return*, to report this income.

To find out more, see our brochure, Pub 704, *Taxpayers in the Military*.

If You Included Your Child's Unearned Income on Your Federal Return, Does Your Child Have to File an Arizona Return?

No. In this case, the child should not file an Arizona return. The parent must include that same income in his or her Arizona taxable income.

Residency Status

If you are not sure if you are an Arizona resident for state income tax purposes, we may be able to help.

The department has issued a procedure on determining residency status. This procedure is ITP 92-1.

Residents

You are a resident of Arizona if your domicile is in Arizona. Domicile is the place where you have your permanent home. It is where you intend to return if you are living or working temporarily in another state or country. If you leave Arizona for a temporary period, you are still an Arizona resident while gone. A resident is subject to tax on all income no matter where the resident earns the income.

If you are a full year resident, you must file Form 140, Form 140A, or Form 140EZ.

Part-Year Residents

If you are a part-year resident, you must file Form 140PY, *Part-Year Resident Personal Income Tax Return*.

You are a part-year resident if you did either of the following during 2014.

- You moved into Arizona with the intent of becoming a resident.
- You moved out of Arizona with the intent of giving up your Arizona residency.

Nonresidents

If you are a nonresident, you must file Form 140NR, *Nonresident Personal Income Tax Return*.

What if a Taxpayer Died?

If a taxpayer died before filing a return for 2014, the taxpayer's spouse or personal representative may have to file and sign a return for that taxpayer. A personal representative can be an executor, administrator, or anyone

who is in charge of the deceased taxpayer's property. If the deceased taxpayer did not have to file a return but had tax withheld, a return must be filed to get a refund.

The person who files the return should use the form the taxpayer would have used. The person who files the return should print the word "deceased" after the decedent's name in the address section of the form. Also, enter the date of death after the decedent's name.

If your spouse died in 2014 and you did not remarry in 2014, or if your spouse died in 2015 before filing a return for 2014, you may file a joint return. If your spouse died in 2014, the joint return should show your spouse's 2014 income before death and your income for all of 2014. If your spouse died in 2015, before filing the 2014 return, the joint return should show all of your income and all of your spouse's income for 2014. Print "Filing as surviving spouse" in the area where you sign the return. If someone else is the personal representative, he or she must also sign the return.

Are any Other Returns Required?

You may also have to file a fiduciary income tax return (Form 141AZ). For details about filing a fiduciary income tax return, call the department at (602) 255-3381.

Claiming a Refund for a Deceased Taxpayer

If you are claiming a refund for a deceased taxpayer, you **must** complete Arizona Form 131, *Claim for Refund on Behalf of Deceased Taxpayer*. Include this form with the return.

What Are the Filing Dates and Penalties?

When Should You File?

Your 2014 calendar year tax return is due no later than midnight, April 15, 2015. File your return as soon as you can after January 1, but no later than April 15, 2015.

If you are a fiscal year filer, your return is due on the 15th day of the fourth month following the close of your fiscal year.

What if You Cannot File on Time?

You may request an extension if you know you will not be able to file on time.

NOTE: *An extension does not extend the time to pay your income tax. For details, see the instructions for Arizona Form 204.*

To get a filing extension, you can either:

1. Apply for a state extension (Arizona Form 204). To apply for a state extension, file Arizona Form 204 by April 15. See Form 204 for details. You do not have to include a copy of the extension with your return when you file, but make sure that you check box 82F on page 1 of the return. If you must make a payment, use Arizona Form 204, or visit www.AZTaxes.gov to make an electronic payment.
2. Use your federal extension (federal Form 4868). File your Arizona return by the same due date. You do not have to include a copy of your federal extension with your return, but make sure that you check box 82F on page 1 of the return.

When Should You File if You Are a Nonresident Alien?

The due date for your Arizona return is not the same as the due date for your federal return. Your Arizona return is due by April 15 even though your federal return is due on June 15. If you want to file your Arizona return after April 15, you must ask for a filing extension. You must file this

request by April 15. Arizona will allow up to a 6-month extension. This will allow you to file your return by October 15, 2015. See Form 204 for extension filing details.

If you have a federal 6-month extension, you can file your Arizona return under that extension. If you file using your federal extension, Arizona will also allow you an extra 6 months. Because we will allow only 6 months, the due date for your Arizona return is not the same as the due date for your federal return. In this case, your Arizona return will be due by October 15 even though your federal return will not be due until December 15. If you file your 2014 Arizona calendar year return after October 15, 2015, your return will be late.

If you are a fiscal year filer, your return is due on the 15th day of the fourth month following the close of your fiscal year.

What if You File or Pay Late?

If you file or pay late, we will charge you interest and penalties on the amount you owe. If the U.S. Post Office postmarks your 2014 calendar year return by April 15, 2015, your return will not be late.

You may also use certain private delivery services designated by the IRS to meet the “timely mailing as timely filed” rule.

Late Filing Penalty

If you file late, we will charge you a late filing penalty. This penalty is 4½% (.045) of the tax required to be shown on the return for each month or fraction of a month the return is late. This penalty cannot exceed 25% (.25) of the tax found to be remaining due.

Late Payment Penalty

If you pay your tax late, we will charge you a late payment penalty. This penalty is ½ of 1% (.005) of the amount shown as tax for each month or fraction of a month for which the failure continues. We charge this penalty from the original due date of the return until the date you pay the tax. This penalty cannot exceed a total of 10% (.10) of the unpaid tax.

Extension Underpayment Penalty

If you file your return under an extension, you must pay 90% of the tax shown on your return by the return's original due date. If you do not pay this amount, we will charge you a penalty. This penalty is ½ of 1% (.005) of the tax not paid for each 30-day period or fraction of a 30-day period. We charge this penalty from the original due date of the return until the date you pay the tax. This penalty cannot exceed 25% (.25) of the unpaid tax. If we charge you the extension underpayment penalty, we will not charge you the late payment penalty under Arizona Revised Statutes (A.R.S.) § 42-1125(D).

NOTE: *If you are subject to two or more of the above penalties, the total cannot exceed 25%.*

Interest

We charge interest on any tax not paid by the due date. We will charge you interest even if you have an extension. If you have an extension, we will charge you interest from the original due date until the date you pay the tax. The Arizona interest rate is the same as the federal rate.

When Should You Amend a Return?

If you need to make changes to your return once you have filed, you should file Arizona Form 140X, *Individual*

Amended Income Tax Return. You should file your amended return after your original return has processed. **Do not** file a new return for the year you are correcting. Generally, you have four years to amend a return to claim a refund.

If you amend your federal return for any year, you must also file an Arizona Form 140X for that year. You must file Form 140X within 90 days of the final determination of the IRS.

If the IRS makes a change to your federal taxable income for any year, you must report that change to Arizona. You may use one of the following two options to report this change.

Option 1

You may file a Form 140X for that year. If you choose this option, you must amend your Arizona return within 90 days of the final determination of the IRS. Include a complete copy of the federal notice with your Form 140X.

Option 2

You may file a copy of the final federal notice with the department within 90 days of the final determination of the IRS. If you choose this option, you must include a statement in which you must:

1. Request that the department recompute your tax; and
2. Indicate if you agree or disagree with the federal notice.

If you do not agree with the federal notice, you must also include any documents that show why you do not agree.

If you choose option 2, mail the federal notice and any other documents to

Arizona Department of Revenue
Attention: Individual Income Audit
PO Box 29084
Phoenix, AZ 85038-9084

Do You Need to Make Estimated Payments in 2015?

You must make Arizona estimated income tax payments during 2015 if:

Your filing status is:	AND Your Arizona gross income for 2014 was greater than:	AND Your Arizona gross income for 2015 exceeds:
Married Filing Joint	\$150,000	\$150,000
Single	\$75,000	\$75,000
Head of Household	\$75,000	\$75,000
Married Filing Separate	\$75,000	\$75,000

If you met the income threshold for 2014, you must make estimated payments during 2015 unless you are sure you will not meet the threshold for 2015.

As a nonresident, your Arizona gross income is that part of your federal adjusted gross income derived from Arizona sources. Your Arizona gross income is on line 26 of the 2014 Arizona Form 140NR. See the worksheet for Arizona Form 140ES to figure how much your payments should be. For more information, see the department’s brochure (Pub 012), *Arizona Individual Estimated Income Tax Payments*.

What if You Make Your Estimated Payments Late?

We will charge you a penalty if you fail to make any required payments. We will charge you a penalty if you make any of your required payments late. For details, see Arizona Form 221.

Can You Make Estimated Payments Even if You Do Not Have to?

If you do not have to make Arizona estimated income tax payments, you may still choose to make them. For details, see Arizona Form 140ES.

Line-by-Line Instructions

Tips for Preparing Your Return:

- Make sure that you write your SSN on your return.
- Complete your return using black ink.
- You must round dollar amounts to the nearest whole dollar. If 50 cents or more, round up to the next dollar. If less than 50 cents, round down. Do not enter cents.
- When asked to provide your own schedule, include a separate sheet with your name and SSN at the top. Include these schedules behind your return and behind your Schedules A, if itemizing.
- You must complete your federal return before you can start your Arizona return.
- Make sure you include your daytime telephone number.
- If filing a fiscal year return, fill in the period covered in the space provided at the top of the form.

Entering Your Name, Address, and SSN

Lines 1, 2, and 3 -

NOTE: Make sure that you write your SSN on the appropriate line.

Print or type your name, address, and SSN in the space provided.

If you are filing a joint return, enter your SSNs in the same order as your names. *If your name appears first on the return, make sure your SSN is the first number listed.*

If you are married filing separately, enter your name and SSN on the first line 1. Then enter your spouse's name and SSN on the second line 1.

If you are a nonresident of the United States or a resident alien who does not have an SSN, use the individual taxpayer identification number (ITIN) the IRS issued to you.

NOTE: Make sure your SSN is correct. *If you are filing a joint return, also make sure you enter your SSNs in the same order every year.*

Make sure that you enter your SSN on your return. Make sure that all SSNs are clear and correct. You may be subject to a penalty if you fail to include your SSN. It will take longer to process your return if SSNs are missing, incorrect, or unclear.

Use your current home address. The department will send your refund or correspond with you at that address.

For a deceased taxpayer, see page 2 of these instructions.

Foreign Addresses

If you have a foreign address, enter the information in the following order: city, province or state, and country. Follow the country's practice for entering the postal code. Do not abbreviate the country name.

Last Names Used in Last 4 Prior Years

If the last name that you or your spouse are using on this return is not the same as the last name you or your spouse used on returns filed for the last 4 years, enter any other last

name(s) that you or your spouse used when filing your return during the last 4 years.

ID Numbers for Paid Preparers

If you pay someone else to prepare your return, that person must also include an ID number where requested.

A paid preparer may use any of the following.

- his or her PTIN
- his or her SSN
- the EIN for the business

A paid preparer who fails to include the proper ID numbers may be subject to a penalty.

Determining Your Filing Status

The filing status that you use on your Arizona return may be different from that used on your federal return.

Use this section to determine your filing status. Check the correct box (4 through 7) on the front of Form 140NR.

Box 4 - Married Filing Joint Return

If you are married and filing a joint return, check box 4.

You may file a joint return if you were married as of December 31, 2014. It does not matter whether or not you were living with your spouse. You may file a joint return, even if you and your spouse filed separate federal returns.

You may file a joint return with your deceased spouse if your spouse died during 2014 and you did not remarry in 2014. See page 2 of these instructions for details.

If you are married to an Arizona full year resident, you may file a joint return with your Arizona resident spouse. If filing a joint return with your Arizona resident spouse, you must use Form 140NR.

NOTE: *The department has issued a ruling on filing a joint return with your full-year resident spouse. This ruling is ITR 14-1.*

Box 5 - Head of Household

If you are filing as a head of household, check box 5.

You may file as head of household on your Arizona return, only if one of the following applies.

- You qualify to file as head of household on your federal return.
- You qualify to file as a qualifying widow or widower on your federal return.

Box 6 - Married Filing Separate Return

If you are filing a separate return, check box 6 and enter your spouse's name and SSN on the second line 1.

If you were married as of December 31, 2014, you may choose to file a separate return. You may file a separate return, even if you and your spouse filed a joint federal return.

Arizona is a community property state. If you file a separate return, you must figure how much income to report using community property laws. If one spouse is a resident and the other spouse is not, special rules apply when filing a separate return. The department has issued a ruling on how to report income in this case. This ruling is ITR 93-20.

NOTE: *In some cases, you may treat community income as separate income. The department has issued a ruling on when you may treat community income as separate income. This ruling is ITR 93-22.*

Box 7 - Single

If you are filing as single, check box 7.

Use this filing status if you were single on December 31, 2014. You are single if any of the following apply to you.

- You have never been married.
- You are legally separated under a decree of divorce or of separate maintenance.
- You were widowed before January 1, 2014, and you did not remarry in 2014, and you do not qualify to file as a qualifying widow or widower with dependent children on your federal return.

NOTE: *If you got divorced during the year, see our income tax ruling, ITR 14-2; and Publication 200 for help completing your return.*

Exemptions

Write the number of exemptions you are claiming in boxes 8, 9, and 10. **Do not put a check mark.** You may lose the exemption if you put a checkmark in these boxes. You may lose the dependent exemption if you do not complete the Dependent section on page 1.

Box 8 - Age 65 or Over

Enter "1" in box 8 if you or your spouse were 65 or older in 2014. Enter "2" in box 8 if both you and your spouse were 65 or older in 2014.

Box 9 - Blind

Enter "1" in box 9 if you or your spouse is totally or partially blind. Enter "2" in box 9 if both you and your spouse are totally or partially blind.

If you or your spouse were partially blind as of December 31, 2014, you must get a statement certified by your eye doctor or registered optometrist that:

1. You cannot see better than 20/200 in your better eye with glasses or contact lenses or
2. Your field of vision is 20 degrees or less.

If your eye condition is not likely to improve beyond the conditions listed above, you can get a statement certified by your eye doctor or registered optometrist to that effect instead. You must keep the statement for your records.

Box 10 - Dependents

You must complete the Dependent section on page 1 of your return before you can total your dependent exemptions. You may claim only the following as a dependent.

- A person that qualifies as your dependent on your federal return.

NOTE: *If you do not claim a dependent exemption for a student on your federal return in order to allow the student to claim a federal education credit on the student's federal return, you may still claim the exemption on your Arizona return. For more information, see Arizona Individual Income Tax Ruling ITR 05-02 at www.azdor.gov.*

- A person who is age 65 or over (related to you or not) that does not qualify as your dependent on your federal return, but one of the following applies.
 1. In 2014, you paid more than one-fourth of the cost of keeping this person in an Arizona nursing care institution, an Arizona residential care institution, or an Arizona assisted living facility. Your cost must be more than \$800.

2. In 2014, you paid more than \$800 for either Arizona home health care or other medical costs for the person.
- A stillborn child if the following apply.
 1. The stillbirth occurred in Arizona during 2014.
 2. You received a certificate of birth resulting in stillbirth from the Arizona Department of Health Services.
 3. The child would have otherwise been a member of your household.

Completing the Dependent Section

If you need additional lines to list all of your dependents, complete page 3, Dependent Information – Continuation Sheet, and include this page with your return. Be sure to check the box indicating you are completing page 3.

Do **not** include page 3 with your return if you do not use it.

Dependent information: children and other dependents

Enter the following.

- a) The dependent's name. If you are claiming an exemption for a stillborn child and the child was not named, enter "stillborn child" in place of a name.
- b) The dependent's SSN. If you are claiming an exemption for a stillborn child enter the certificate number from the certificate of birth resulting in stillbirth.
- c) The dependent's relationship to you.
- d) The number of months the dependent lived in your home during 2014. If you are claiming an exemption for a stillborn child, enter the date of birth resulting in the stillbirth.
- e) Check this box if this person did not qualify as a dependent on your federal return.
- f) Check the box if you did not claim this person (student) as a dependent on your federal return in order to allow that student to claim a federal education credit on the student's federal return.

You may lose the exemption if you do not furnish this information.

Enter the total number of dependents listed on line 10 (Box).

Reporting Your Residency Status

Check the appropriate box (11 through 13). Check only one box.

Box 11 - Nonresident

Check box 11, if you were not an Arizona resident during 2014, and were not on active military duty in Arizona.

Box 12 - Nonresident Active Military

Check box 12, if you were a nonresident on active duty military assignment in Arizona during 2014.

Box 13 - Composite Return

Check box 13, if this is a composite return to be filed by one of the following.

1. A partnership filing on behalf of its nonresident partners.
2. An S corporation filing on behalf of its nonresident shareholders.

For information on filing an Arizona nonresident composite income tax return, see Income Tax Ruling ITR 13-2.

Determining Arizona Income

Use lines 15 through 27 to determine what portion of your total income is taxable by Arizona.

NOTE: *If you are unable to determine the proper line to use, please call one of the numbers listed on page 1.*

FEDERAL Column

Enter the actual amounts shown on your 2014 federal income tax return in the FEDERAL column. Complete lines 15 through 25. Line 25 should equal the federal adjusted gross income shown on your 2014 federal Form 1040, Form 1040A, Form 1040EZ, or Form 1040NR.

ARIZONA Column

Enter that portion of your federal income received from Arizona sources in the ARIZONA column. Such income includes wages earned in Arizona, Arizona rental and business income, and gains on the sale of Arizona property.

NOTE: *If you are filing a joint return with your full year resident spouse, you must enter your Arizona source income in the ARIZONA column and your spouse must enter all income from all sources in the ARIZONA column. For details, see Arizona Department of Revenue Income Tax Ruling, ITR 14-1 at www.azdor.gov.*

The Tax Reform Act of 1986 limits the amount of losses that you may deduct from passive activities. A passive activity is one that involves the conduct of any trade or business in which the taxpayer does not materially participate.

As a nonresident, your Arizona gross income may include some of these losses. You may consider only those passive losses that arose from Arizona sources. Your 2014 Arizona gross income can include only Arizona source losses you used on your 2014 federal return.

Line 14 Box - Spouse of Active Duty Military Member

Check line 14 Box if married and you are the spouse of an active duty military member and you qualify for relief under the Military Spouses Residency Relief Act. For information about who qualifies for relief, see the department's brochure, Pub 705, *Spouses of Active Duty Military Members*.

Lines 15 through 24 -

The following line-by-line instructions apply to the ARIZONA column.

Line 15 - Wages, Salaries, Tips, etc.

Enter all amounts received for services performed in Arizona.

NOTE: Active Duty Military Members - *Do not include active duty military pay unless the active duty military member is an Arizona resident filing a joint return with his or her Arizona nonresident spouse on Form 140NR. If you are an Arizona resident active duty military member including military pay on line 15 in the "ARIZONA" column, also include that amount in the amount entered as an "Other Subtraction From Income" on Form 140NR, page 2, line 46.*

NOTE: Spouses of Active Duty Military Members *If you are the spouse of an active duty military and you qualify for relief under the Military Spouses Residency Relief Act, do not enter any wages, salaries or tips you earned during the taxable year for services performed in Arizona.*

Line 16 - Interest

If you have an Arizona business, enter only interest (including U.S. Government interest) you earned on accounts pledged as collateral. Also, enter your distributive share of interest from a partnership doing business in Arizona or an S corporation doing business in Arizona. Do not include any other interest income, even if it was earned in Arizona banks.

Line 17 - Dividends

If you have an Arizona business, enter only those dividends earned on stocks pledged as collateral, including dividends from small business corporations. Also, enter your distributive share of dividend income from a partnership doing business in Arizona or an S corporation doing business in Arizona. Do **not** include any other dividend income.

Line 18 - Arizona Income Tax Refunds

Enter the amount of Arizona income tax refunds received in 2014 that you included in your federal adjusted gross income.

Line 19 - Business Income or (Loss)

Enter income or (loss) from Arizona businesses.

Line 20 - Gains or (Losses)

Enter gains or (losses) on sales of Arizona property.

Line 21 - Rents, etc.

Enter the following income on line 21.

- Rent or royalty income earned on Arizona properties.
- Income from Form 141AZ, Schedule K-1(NR), line 2, from estates or trusts.
- Income or (loss) from Schedule(s) K-1(NR) from Arizona partnerships (Arizona Form 165), or small business corporations (Arizona Form 120S).

Line 22 - Other Income Reported on Your Federal Return

Enter other income from sources within Arizona. Do not include pension income or social security taxed by the federal government.

Line 23 - Total Income

Add lines 15 through 22 and enter the total.

Line 24 - Other Federal Adjustments

Include on line 24 any other federal adjustments included in your federal adjusted gross income that are attributable to the Arizona source income reported on your 2014 Arizona nonresident return.

Line 25 - Federal Adjusted Gross Income

Subtract line 24 from line 23 in the FEDERAL column.

Line 26 - Arizona Income

Subtract line 24 from line 23.

Line 27 - Arizona Percentage

Divide line 26 by line 25 and enter the result. **Do not enter more than 100 percent. Do not enter less than 0.** This is the Arizona percentage of your total income.

Examples:		
Arizona Gross Income from line 26	Federal Adjusted Gross Income from line 25	Arizona percentage
\$ 7,500	\$ 30,000	$\$7,500/\$30,000 = 25\%$
\$10,000	\$ 9,000	$\$10,000/\$9,000=111.1\%$ Taxpayer would enter 100% on line 27

- If Arizona gross income is positive (greater than zero), and federal adjusted gross income is equal to or less than zero (negative), enter 100% on line 27.
- If Arizona gross income is equal to or less than zero (negative), and federal adjusted gross income is positive, enter 0% on line 27.
- If Arizona gross income and federal gross income are both negative, divide the Arizona amount by the federal amount and enter the percentage on line 27. The percentage cannot be more than 100%.

Additions to Income

Line 28 - Total Depreciation Included in Arizona Gross Income

Enter the amount of depreciation deducted on the federal return that is included in Arizona gross income. If you make an entry here, you should also take a subtraction on line 37 for allowable depreciation attributable to assets used in your Arizona business. See the instructions for line 37.

NOTE: You may take a subtraction, on line 38, for Arizona bonus depreciation on assets placed in service during 2013. For more information, see the department's income tax procedure, ITP 14-3.

Line 29 - Other Additions to Income

Use line 29 if any of the special circumstances below apply. Include your own schedule with your return, explaining any amounts entered on line 29.

A. Fiduciary Adjustment

A fiduciary uses Form 141AZ, Schedule K-1(NR), to report to you your share of the fiduciary adjustment from the trust or estate. Line 5 of Form 141AZ, Schedule K-1(NR), shows your share of the fiduciary adjustment from the estate or trust.

Depending on your situation, you may either add (line 29) or subtract (line 46) this amount.

If the amount reported on line 5 of your Arizona Form 141AZ, Schedule K-1(NR), is a positive number, enter that amount as an addition on line 29.

If the amount reported on line 5 of your Arizona Form 141AZ, Schedule K-1(NR), is a negative number, enter that amount as a subtraction from income on line 46.

B. Items Previously Deducted for Arizona Purposes

Arizona statutes prohibit a taxpayer from deducting items more than once. If your Arizona taxable income includes items previously deducted for Arizona purposes, you must add such amounts to your Arizona gross income.

C. Claim of Right Adjustment for Amounts Repaid in 2014

You must make an entry here if **all** of the following apply.

1. During 2014, you were required to repay amounts held under a claim of right.

2. The amount required to be repaid was subject to Arizona income tax in the year included in income.
3. The amount required to be repaid during 2014 was more than \$3,000.
4. You took a deduction for the amount repaid on your 2014 federal income tax return.
5. The deduction taken on your federal income tax return is reflected in your Arizona taxable income.

If the above apply, enter the amount deducted on your federal income tax return which is reflected in your Arizona taxable income.

For more information on the Arizona claim of right provisions, see the department's income tax procedure, ITP 95-1.

D. Claim of Right Adjustment for Amounts Repaid in Prior Taxable Years

You must make an entry here if **all** of the following apply.

1. During a year prior to 2014, you were required to repay income held under a claim of right.
2. You computed your tax for that prior year under Arizona's claim of right provisions.
3. A net operating loss or capital loss was established due to the repayment made in the prior year.
4. You are entitled to take that net operating loss or capital loss carryover into account when computing your 2014 Arizona taxable income.
5. The amount of the loss carryover included in your Arizona gross income is more than the amount allowed to be taken into account for Arizona purposes.

Enter the amount by which the loss carryover included in your Arizona gross income is more than the amount allowed for the taxable year under Arizona law.

E. Addition to S Corporation Income Due to Credits Claimed

Shareholders of an S corporation who claim a credit passed through from an S corporation must make an addition to income for the amount of expenses disallowed by reason of claiming the credit.

An S corporation that passes the following credits through to its shareholders must notify each shareholder of his or her pro rata share of the adjustment. You must enter an amount on this line when claiming any of the following credits.

- Environmental technology facility credit (Form 305)
- Agricultural water conservation system credit (Form 312)
- Pollution control credit (Form 315)
- Credit for solar hot water heater plumbing stub outs and electric vehicle recharge outlets (Form 319)
- Credit for employment of TANF recipients (Form 320)
- Agricultural pollution control equipment credit (Form 325)
- Motion picture credits (Form 334)

F. Solar Hot Water Heater Plumbing Stub Outs and Electric Vehicle Recharge Outlet Expenses

If you claim a credit for installing solar hot water heater plumbing stub outs or electric vehicle recharge outlets in a dwelling you constructed (Form 319), you cannot deduct any expenses for which you claim the credit. If you claim this credit, enter the amount of such expenses that you deducted on your federal return.

G. Wage Expense for Employers of TANF Recipients

If you claim a credit for employing TANF recipients (Form 320), you cannot deduct any wage expense for which you

claim the credit. If you claim this credit, enter the amount of such expenses that you deducted on your federal return.

H. Motion Picture Expenses

If you claim a motion picture credit (Form 334), you cannot deduct any expenses related to the production or related to a transferred credit. Enter the amount of any such expenses that were deducted in computing Arizona gross income for which you claimed a credit.

I. Adjusted Basis in Property for Which You Have Claimed a Credit for Investment in Qualified Small Businesses

If you claim a credit for an investment in a qualified small business (Arizona Form 338), you must adjust your basis in the investment by the amount of the credit claimed. You must report this difference in basis on the Arizona return that you file for the taxable year in which you sell or otherwise dispose of the investment. If you sold or otherwise disposed of the investment during the 2014 taxable year, enter the amount by which the adjusted basis computed under the IRC with respect to that property exceeds the adjusted basis of the property computed under A.R.S. § 43-1074.02.

J. Original Issue Discount (OID) on Reacquisition of Debt Instrument

For federal purposes, when a taxpayer made the special election to defer discharge of indebtedness (DOI) income under IRC § 108(i) (for 2009 or 2010), the taxpayer was not allowed to take a deduction with respect to the portion of any OID that accrued with respect to that DOI income, during the income deferral period. In this case, the taxpayer had to deduct the aggregate amount of the OID deductions disallowed ratably over a 5-year period, beginning with the period in which the income was includible in federal adjusted gross income.

Arizona did not adopt the federal provisions requiring a taxpayer to defer the OID deduction in cases where the taxpayer federally deferred the DOI income. For Arizona purposes, you had to report the Arizona source DOI income from a debt reacquisition in the year in which you reacquired the debt, and you were allowed to subtract any OID related to that DOI income in the year the OID accrued. (See the instructions for line 46, "Other Subtractions From Income.") If your Arizona gross income includes a deduction for any accrued OID that you have already subtracted for Arizona purposes, you must make an addition to Arizona income for the amount of deferred OID deducted on your federal return that you included in your Arizona gross income.

Generally, this addition will not apply until taxable year 2014 through 2018. On line 29, enter the amount of any previously deferred OID that you deducted in computing your 2014 Arizona gross income, to the extent that the amount was previously subtracted from Arizona gross income.

K. Qualified Health Insurance Plans

If you claimed a credit on AZ Form 347, you may not deduct any expenses for which you claim the credit. If you take this credit, enter the amount of such expenses that you deducted on your federal return.

L. Sole Proprietorship Loss of an Arizona Nonprofit Medical Marijuana Dispensary Included in Federal Adjusted Gross Income

If you are registered as an Arizona sole proprietorship with the Arizona Department of Health Services to operate in this

state as a nonprofit medical marijuana dispensary, you are required to add the amount of the loss from the dispensary that is included in the computation of your federal adjusted gross income. Include the amount of the loss on line 29.

NOTE: *If the Arizona nonprofit medical marijuana dispensary is registered with the Arizona Department of Health Services as anything other than a sole proprietorship, this addition does not apply.*

M. Arizona Long-Term Health Care Savings Account (AZLTHSA) Withdrawals

You must add amounts withdrawn from your AZLTHSA if you withdrew money for purposes other than paying qualified long-term health care expenses. For more information, see A.R.S. § 43-1032.

N. Other Adjustments

Other special adjustments may be necessary. You may need to make an addition for depreciation or amortization. You may also need to make an addition if you claimed certain tax credits. Call one of the numbers listed on page 1 if any of the following apply.

- You sold or disposed of property that was held for the production of income and your basis was computed under the Arizona Income Tax Act of 1954, as amended (1978 prior) except depreciable property.
- You claimed the environmental technology facility credit.
- You claimed the pollution control credit.
- You claimed the recycling equipment credit.
- You claimed the agricultural pollution control equipment credit.
- You elected to amortize cost of a childcare facility under Arizona law in effect before 1990. You are still deducting amortization or depreciation for that facility on your federal income tax return.

Line 30 - Subtotal

Add lines 26, 28, and 29.

Subtractions From Income

You may only subtract those items for which statutory authority exists. Without such authority, you cannot take a subtraction. *You may not subtract any amount which is allocable to income excluded from your Arizona income.* If you have any questions concerning subtractions from income, call one of the numbers listed on page 1 of these instructions.

NOTE: *If you reported a net capital gain or (loss) on your federal tax return, you must enter the amount of the net gain or (loss) from Arizona sources, line 31. See the instructions for line 31.*

If you are taking a subtraction for any net long-term capital gain from assets acquired after December 31, 2011, you must also complete lines 33 and 34. If you do not complete these lines, you cannot take the subtraction.

You may subtract a percentage of any net long-term capital gain included in your federal adjusted gross income that is derived from an investment in an asset acquired after December 31, 2011. For 2014, the percentage is 20% (.20).

As a nonresident, you may take the allowable subtraction for only those qualified net long-term capital gains that are from Arizona sources. Use the worksheet at the end of these instructions, *Worksheet for Net Long-Term Capital Gain*

Subtraction for Assets Acquired after December 31, 2011, to determine the allowable subtraction.

Line 31 – Total Arizona Sourced Net Capital Gain or (Loss)

Enter the total Arizona sourced net capital gain or (loss).

Line 32 – Total Arizona Sourced Net Short-Term Capital Gain or (Loss)

Enter the amount of net short-term capital gain included on line 20, in the ARIZONA Column.

NOTE: *If you are not required to report dividend distributions and/or short-term capital gains from mutual funds on federal Form Schedule D, do not include the short-term capital gain distributed by the mutual fund on line 32.*

Line 33 - Total Net Long-Term Capital Gain or (Loss)

Enter the amount from the worksheet, line 14, column (c).

Line 34 - Net Long-Term Capital Gain From Assets Acquired After December 31, 2011

Enter the amount from the worksheet, line 14, column (e).

Line 35 - Net Long-Term Capital Gain Subtraction From Income

Multiply the amount on line 34 by 20% (.20) and enter the result.

Line 36 - Net Capital Gain from Investment in a Qualified Small Business

Beginning in 2014, you may subtract the amount of any net capital gain included in federal adjusted gross income for the taxable year derived from investment in a qualified small business as determined by the Arizona Commerce Authority pursuant to A.R.S. § 41-1518.

Caution: *If the amount entered on line 36 includes a long-term capital gain from an investment made after December 31, 2011, you cannot include that portion of the net capital gain in your computation of the allowable subtraction for any net long-term capital gain from assets acquired after December 31, 2011 and included in federal adjusted gross income. For more information, see the instructions on page 21 for the amount to enter on line 13 on the net long-term capital gain worksheet.*

Line 37 - Recalculated Arizona Depreciation

For assets placed in service in taxable years beginning before December 31, 2012, enter the total amount of depreciation attributable to assets used in your Arizona business allowable pursuant to IRC § 167(a) for the taxable year calculated as if you had elected not to claim bonus depreciation for eligible properties for federal purposes.

For assets placed in service during taxable years beginning from and after December 31, 2012 through December 31, 2013, the amount of the subtraction depends on the method used to compute the depreciation for these assets.

NOTE: *For more information, see the department's individual income tax procedure, ITP 14-3.*

For assets placed in service in taxable years beginning from and after December 31, 2013, enter the total amount of depreciation allowable pursuant to IRC § 167(a) for the taxable year

calculated as if the bonus depreciation is 10% of the amount of federal bonus depreciation pursuant to IRC § 168(k).

Add all amounts together and enter the total on line 37

Line 38 - 2013 Arizona Depreciation Adjustment for Assets Placed in Service in Taxable Year 2013

For an asset placed in service during taxable year 2013, Arizona law allows a taxpayer that claimed bonus depreciation for the asset on the federal income tax return, to make an election to claim Arizona bonus depreciation for that asset on the 2014 Arizona income tax return. This election is made by taking a subtraction, on the 2014 Arizona income tax return, for Arizona bonus depreciation for the asset placed in service during tax year 2013. The Arizona bonus depreciation is 10% of the amount of bonus depreciation claimed on the federal income tax return.

On line 38, enter the amount of allowable Arizona depreciation adjustment for an asset placed in service during the 2013 taxable year.

NOTE: *For more information and examples of how to calculate Arizona bonus depreciation, see the department's Income Tax Procedure, ITP 14-3.*

Line 39 - Adjustment for IRC § 179 Expense Not Allowed in Prior Years

If you made an addition for IRC § 179 expense on your 2010, 2011, and/or 2012 return(s), enter 20% (.20) of the amount added for 2010, 2011, and/or 2012.

Line 40 - Reserved

Do not enter an amount on line 40.

Line 41 -

Subtract lines 35 through 40 from line 30.

Line 42 -

Enter the amount from page 1, line 41.

Line 43 - Interest on U.S. Obligations

Enter the amount of interest income from U.S. Government obligations included as income on line 16 in the ARIZONA column. U.S. Government obligations include obligations such as savings bonds and treasury bills. You must reduce this subtraction by any interest or other related expenses incurred to purchase or carry the obligation. Reduce the subtraction only by the amount of such expenses included in your Arizona gross income.

Line 44 - Arizona Lottery Winnings

You may subtract up to \$5,000 of winnings received in 2014 for Arizona lottery prizes. Only subtract those Arizona lottery winnings that you included on line 22 in the ARIZONA column and reported on your federal income tax return.

If you subtract Arizona lottery winnings here, you may have to adjust the amount of gambling losses claimed as an itemized deduction.

Line 45 - Agricultural Crops Given to Arizona Charitable Organizations

Arizona law allows a subtraction for qualified crop gifts made during 2014 to one or more charitable organizations. To take this subtraction, all of the following must apply.

1. You must be engaged in the business of farming or processing agricultural crops; and
2. The crop must be grown in Arizona; and
3. You made your gift to a charitable organization located in Arizona that is exempt from Arizona income tax.

The subtraction is the greater of the wholesale market price or the most recent sale price for the contributed crop.

The amount of subtraction cannot include any amount deducted pursuant to IRC § 170 with respect to crop contribution that exceeds the cost of producing the contributed crop. To determine if your crop gift qualifies for this subtraction, see income tax procedure, ITP 12-1.

Line 46 - Other Subtractions From Income

Use line 46 if any of the following special circumstances apply. Include your own schedule with the return, explaining any amounts entered here.

A. Certain Wages of American Indians

Enrolled members of American Indian tribes may subtract wages earned while living and working on their tribe's reservation. You can subtract only those amounts that you included on line 15, ARIZONA column. The federal government must recognize these tribes.

For more information, see income tax ruling, ITR 96-4.

B. Qualified Wood Stove, Wood Fireplace, or Gas Fired Fireplace

Arizona law provides a subtraction for converting an existing fireplace to one of the following.

- a qualified wood stove
- a qualified wood fireplace
- a gas fired fireplace and non-optional equipment directly related to its operation

You may subtract up to \$500 of the costs incurred for converting an existing fireplace on your property located in Arizona. When you figure your subtraction, do not include taxes, interest, or other finance charges.

A qualified wood stove or a qualified wood fireplace is a residential wood heater that was manufactured on or after July 1, 1990, or sold at retail on or after July 1, 1992. The residential wood heater must also meet the U.S. Environmental Protection Agency's July 1990 particulate emissions standards.

A qualified gas fired fireplace is any device that burns natural or liquefied petroleum gas as its fuel through a burner system that is permanently installed in the fireplace. The conversion of an existing wood burning fireplace to noncombustible gas logs that are permanently installed in the fireplace also qualifies as a gas fired fireplace.

C. Claim of Right Adjustment for Amounts Repaid in Prior Taxable Years

You must make an entry here if **all** of the following apply.

1. During a year prior to 2014, you were required to repay income held under a claim of right.
2. The amount required to be repaid was subject to Arizona income tax in the year included in income.
3. You computed your tax for that prior year under Arizona's claim of right provisions.
4. A net operating loss or capital loss was established due to the repayment made in the prior year.

5. You are entitled to take that net operating loss or capital loss carryover into account when computing your 2014 Arizona taxable income.

6. The amount of the loss carryover allowed to be taken into account for Arizona purposes is more than the amount included in your Arizona gross income.

Enter the amount by which the loss carryover allowed for the taxable year under Arizona law is more than the amount included in your Arizona gross income. For more information on the Arizona claim of right provisions, see income tax procedure, ITP 95-1.

D. Certain Expenses Not Allowed for Federal Purposes

You may subtract some expenses that you cannot deduct on your federal return when you claim certain federal tax credits. These federal tax credits include the following.

- the federal work opportunity credit
- the empowerment zone employment credit
- the credit for employer-paid social security taxes on employee cash tips
- the Indian employment credit

If you claimed any of the above federal tax credits for 2014, enter the portion of wages or salaries attributable to Arizona source income that you paid or incurred during the taxable year that is equal to the amount of those federal tax credits you claimed.

E. Basis Adjustment for Property Sold or Otherwise Disposed of During the Taxable Year

With respect to property used in an Arizona business that is sold or otherwise disposed of during the taxable year by a taxpayer who has complied with the requirement to add back all depreciation with respect to that property on tax returns for all taxable years beginning from and after December 31, 1999, enter the amount of depreciation that has been allowed pursuant to IRC § 167(a) to the extent that the amount has not already reduced Arizona taxable income in the current or prior years. (Note: The practical effect of this is to allow a subtraction for the difference in basis for any asset for which bonus depreciation has been claimed on the federal return.) You may make this adjustment only for property that was used in your Arizona business.

F. Fiduciary Adjustment

If the amount on Form 141AZ, Schedule K-1(NR), line 5, is a negative number, enter that amount as a subtraction from income on line 46.

G. Net Operating Loss Adjustment

NOTE: *This subtraction applies to only those individuals who made an election under the special federal net operating loss rules for 2008 and 2009. Under the special rules for 2008 and 2009, you could have elected to carry the net operating loss back for 3, 4, or 5 years, instead of the normal 2 years. This election would have been allowed under IRC § 172(b)(1)(H) as amended by the American Recovery and Reinvestment Act of 2009 or the Worker, Homeownership, and Business Assistance Act of 2009.*

Arizona did not adopt the special federal net operating loss rules for losses incurred during 2008 or 2009. For Arizona purposes, you must deduct an Arizona source net operating loss as if the loss was computed under IRC § 172 in effect prior to the enactment of those special rules. If you made an

election to deduct your 2008 or 2009 federal net operating loss under IRC § 172(b)(1)(H), you may have to enter an amount here. Figure how much of the net operating loss carry forward would have been allowed as a deduction on your 2014 federal income tax return, if the election described in IRC § 172(b)(1)(H) had not been made in the year of the loss. Then figure how much of the carry forward computed under that method was derived from Arizona source losses. The amount you may take as a subtraction is the difference between the amount of Arizona source net operating loss carryover allowable as a deduction for federal purposes under the as if calculation and the amount of the Arizona source net operating loss deduction actually taken for federal purposes that you included in your Arizona gross income. On line 46, enter the amount of allowable Arizona source loss carry forward deduction that exceeds the actual amount of Arizona source net operating loss carry forward deduction that was deducted in arriving at Arizona gross income.

NOTE: *As an Arizona nonresident, you may have had a loss from prior year Arizona business operations. However, the loss cannot offset this year's income unless the as if calculation results in an Arizona source net operating loss deduction for federal purposes. You can only take this subtraction if the as if federal net operating loss deduction for 2014 includes Arizona source losses that have not been absorbed by non-Arizona income in any intervening years. You cannot subtract any amount of that net operating loss that has been absorbed by non-Arizona income in any intervening years. You also cannot take a subtraction for any amount that has already been deducted for Arizona purposes.*

H. Previously Deferred Discharge of Indebtedness (DOI) Income Adjustment

Generally, when a loan is settled for less than the amount owed, DOI income is realized by the debtor and usually must be included in the debtor's gross income. The amount of DOI income is generally equal to the amount of loan forgiveness. DOI income also occurs when a debtor repurchases his or her own debt at a discount (a price lower than the adjusted basis issue price of the debt instrument). In debt repurchase transactions, the amount of DOI income is generally equal to the difference between the adjusted issue price and the price paid for the debt instrument.

For federal purposes, a taxpayer may have made a special election for taxable years 2009 or 2010 to include DOI income in connection with the reacquisition of a business debt instrument, ratably over a 5-year period. **A taxpayer that made this election will generally include this income in federal adjusted gross income beginning with the 2014 taxable year.** A taxpayer would have made the federal election under IRC § 108(i) as added by the American Recovery and Reinvestment Act of 2009.

Arizona did not adopt the special federal DOI income deferral provisions for the 2009 or 2010 taxable year. For Arizona purposes, if you made the federal election to defer the inclusion of Arizona source DOI income under IRC § 108(i), you were required to add the amount of that deferred DOI income to Arizona income for the year for which you made the election. If you made the required addition to Arizona income on the Arizona return filed for the year in which you reacquired the debt instrument (2009 or 2010), Arizona will not tax that Arizona source DOI income twice. In the year in which you include that deferred Arizona source DOI income

in your federal adjusted gross income, and likewise your Arizona gross income, you may take a subtraction for the amount included for that year. **Usually this subtraction will apply to taxable years 2014 through 2018.** On line 46, enter the amount of previously deferred Arizona source DOI income that you included in your Arizona gross income for the current taxable year to the extent that the amount was previously added to your Arizona income.

I. Sole Proprietorship Income of an Arizona Nonprofit Medical Marijuana Dispensary Included in Federal Adjusted Gross Income

If you are registered as an Arizona sole proprietorship with the Arizona Department of Health Services to operate in this state as a nonprofit medical marijuana dispensary, you may subtract the amount of the income from the dispensary that is included in the computation of your federal adjusted gross income. Include the amount of the income on line 46.

NOTE: *If the Arizona nonprofit medical marijuana dispensary is registered with the Arizona Department of Health Services as anything other than a sole proprietorship, this subtraction does not apply.*

J. Other Adjustments

Other special adjustments may be necessary. Call one of the numbers listed on the back cover if any of the following apply.

- You sold or disposed of property that was held for the production of income subject to Arizona tax and your basis was computed under the Arizona Income Tax Act of 1954, as amended (1978 prior), except depreciable property.
- You deferred exploration expenses determined under IRC § 617 in a taxable year ending before January 1, 1990, and you have not previously taken a subtraction for those expenses.

Exemptions

Line 47 - Exemption: Age 65 or Over

Multiply the number in box 8 on the front of your return by \$2,100 and enter the result.

Line 48 - Exemption: Blind

Multiply the number in box 9 on the front of your return by \$1,500 and enter the result.

Line 49 - Exemption: Dependents

Multiply the number in box 10 on the front of your return by \$2,300 and enter the result.

Line 50 - Total Exemptions

Add lines 47, 48 and 49 and enter the total.

Line 51 - Prorated Exemptions

Multiply the amount on line 50 by your Arizona percentage from line 27 and enter the result.

For Active Duty Military Personnel Only: *If you were on active duty in Arizona during 2014, but you were a resident of another state, you must prorate these exemptions.*

Line 52 - Arizona Adjusted Gross Income

Subtract lines 43 through 46 and line 51 from line 42.

Figuring Your Tax

Line 53 - Itemized or Standard Deductions

You must decide whether to take the standard deduction or to itemize your deductions. Your Arizona income tax will be less if you take the larger of your standard deduction or your itemized deductions.

 When you **e-file**, the software completes the math for you.

Your Standard Deduction

Caution: *You must prorate the standard deduction.*

Nonresident individuals, who claim the standard deduction, must prorate the deduction by the percentage which the taxpayer's Arizona gross income is of the taxpayer's federal adjusted gross income.

This will in effect prorate the standard deduction between income taxable to Arizona and income not taxable to Arizona and allow only that portion of the deduction allocable to income taxable to Arizona. If you take the standard deduction, check box 53S.

Standard Deduction Chart	
If your filing status is:	Your standard deduction prior to prorating is:
• Single	\$5,009
• Married filing separate	\$5,009
• Married filing joint	\$10,010
• Head of household	\$10,010

Standard Deduction Worksheet	
1. Amount from the standard deduction chart. Enter the amount shown for your filing status.	\$
2. Enter your Arizona percentage from Form 140NR, page 1, line 27.	%
3. Multiply line 1 by the percent on line 2. Enter the result here and on Form 140NR, page 2, line 53. Also check box 53S if you are taking the standard deduction.	\$

Your Itemized Deduction

You may itemize deductions on your Arizona return even if you do not itemize deductions on your federal return.

The itemized deductions allowed for Arizona purposes are those itemized deductions that are allowable under the IRC.

As an Arizona nonresident, you must prorate these deductions by the percentage which your Arizona gross income is of your federal adjusted gross income.

To determine your Arizona itemized deductions, complete a federal Form 1040, Schedule A. Then complete the Arizona Form 140NR, Schedule A(NR). If you itemize deductions, check box 53L.

NOTE: *If you itemize, you must include a copy of your federal Schedule A and your Arizona Schedule A(NR) with your Arizona return.*

Line 54 - Personal Exemptions

Your personal exemption depends on your filing status. See Personal Exemption Chart. Then complete the Personal Exemption Worksheet.

Personal Exemption Chart	
If you checked filing status:	Personal Exemption before proration:
• Single (Box 7)	\$2,100
• Married filing joint return (Box 4) and claiming no dependents (Box 10)	\$4,200
• Married filing joint return (Box 4) and claiming at least one dependent (Box 10 excluding persons who did not qualify as your dependent on your federal return [Box 10, column (e)]).	\$6,300
• Head of household and you are not married (Box 5)	\$4,200
• Head of household and you are a married person who qualifies to file as head of household (Box 5)	\$3,150 or Complete Form 202 <i>Personal Exemption Allocation Election</i> .
• Married filing separate (Box 6) with neither spouse claiming any dependents (Box 10)	\$2,100 or Complete Form 202 <i>Personal Exemption Allocation Election</i> .
• Married filing separate (Box 6) with one spouse claiming at least one dependent (Box 10 excluding persons who did not qualify as your dependent on your federal return [Box 10, column (e)]).	\$3,150 or Complete Form 202 <i>Personal Exemption Allocation Election</i> .

For Active Duty Military Personnel Only: *if you were on active duty in Arizona during 2014, but were a resident of another state, do not prorate your personal exemption. You are allowed a 100% deduction for the personal exemption (to include spouse).*

Personal Exemption Worksheet	
1. Amount from the personal exemption chart. If you were an active duty military member during 2014, skip lines 2 and 3 and enter this amount on Form 140NR, page 2, line 54. All other taxpayers complete lines 2 and 3.	\$
2. Enter your Arizona percentage from Form 140NR, page 1, line 27.	%
3. Multiply line 1 by the percent on line 2. Enter the result here and on Form 140NR, page 2, line 54.	\$

A married couple who does not claim any dependents may take one personal exemption of \$4,200 (prior to prorating). If the husband and wife file separate returns, either spouse may (prior to prorating) take the entire \$4,200 exemption, or the spouses may divide the \$4,200 (prior to prorating) between them. You and your spouse must complete Arizona Form 202 if either you or your spouse claims a personal exemption of more than \$2,100 (prior to prorating). If you and your spouse do not complete Form 202, you may (prior to prorating) take an exemption of only \$2,100 (one-half of the total \$4,200).

A married couple who claims at least one dependent may take one personal exemption of \$6,300 (prior to prorating). If the husband and wife file separate returns, either spouse may (prior to prorating) take the entire \$6,300 exemption, or the spouses may divide the \$6,300 (prior to prorating) between them. You and your spouse must complete Form 202 if either you or your spouse claims a personal exemption of more than \$3,150 (prior to prorating). If you and your spouse do not complete Form 202, you may (prior to prorating) take an exemption of only \$3,150 (one-half of the total \$6,300).

If you are a married person who qualifies to file as a head of household, you may take the entire \$6,300 (prior to prorating) personal exemption or you may divide the exemption with your spouse. You and your spouse must complete Form 202 if either you or your spouse claims a personal exemption of more than \$3,150 (prior to prorating).

If you and your spouse do not complete Form 202, you may (prior to prorating) take an exemption of only \$3,150 (one-half of the total \$6,300). The spouse who claims more than one-half of the total personal exemption (prior to prorating) must include the original Form 202 with his or her return. The spouse who claims less than one-half of the total personal exemption (prior to prorating) must include a copy of the completed Form 202 with his or her return.

Line 55 - Taxable Income

Subtract lines 53 and 54 from line 52 and enter the difference. Use this amount to calculate your tax using Tax Table X or Y.

Line 56 - Tax Amount

Enter the tax from Tax Table X or Y.

Line 57 - Tax From Recapture of Credits From Arizona Form 301

Enter the amount of tax due from recapture of credits from Arizona Form 301, Part 2, line 38.

Line 58 - Subtotal of Tax

Add lines 56 and 57 and enter the total.

Line 59 - Nonrefundable Credits From Arizona Form 301

Complete line 59 if you claim any of the following credits. Also, make sure that you include Arizona Form 301 and the appropriate credit form or forms with your return.

- 1. Enterprise Zone Credit.** Taxpayers can no longer establish credits on their tax year 2014 (or any future) return. All enterprise zone credits properly established can be carried forward for the respective five year carry forward period. See Form 304 for more information.
- 2. Environmental Technology Facility Credit.** You may qualify for this credit if your business incurred expenses in

constructing a qualified environmental technology manufacturing facility. Use Form 305 to figure this credit.

3. Military Reuse Zone Credit. You may qualify for this credit if you have qualifying net increases in full-time employment within a military reuse zone. Use Form 306 to figure this credit.

4. Recycling Equipment Credit. The recycling equipment credit allowable to individuals has been repealed. You may not take this credit for taxable years beginning January 1, 2003 or later.

However, the repeal did not affect any credit carryover that accrued prior to the repeal. Use Form 307 to figure any allowable credit carryover.

5. Credit for Increased Research Activities - Individuals. You may qualify for this credit if you incurred qualified research expenses for research conducted in Arizona. Use Form 308-I to figure this credit.

6. Credit for Taxes Paid to Another State or Country. You may qualify for this credit if you paid tax to Arizona and another state or country on the same income. Use Form 309 to figure this credit.

7. Agricultural Water Conservation System Credit. You may qualify for this credit if you incurred expenses to purchase and install an agricultural water conservation system in Arizona. Use Form 312 to figure this credit.

8. Pollution Control Credit. You may qualify for this credit if you purchased depreciable property used in a trade or business to reduce or prevent pollution. Use Form 315 to figure this credit.

9. Credit for Solar Hot Water Heater Plumbing Stub Outs and Electric Vehicle Recharge Outlets. You may qualify for this credit if you installed solar hot water heater plumbing stub outs or electric vehicle recharge outlets in houses or dwelling units you constructed. The taxpayer that constructed the dwelling may also transfer the credit to a purchaser. Use Form 319 to figure this credit.

10. Credit for Employment of TANF Recipients. You may qualify for this credit if you employed TANF recipients during the taxable year. Use Form 320 to figure this credit.

11. Credit for Contributions to Qualifying Charitable Organizations. You may qualify for this credit if you made contributions to qualifying charitable organizations. Use Form 321 to figure this credit.

12. Credit for Contributions Made or Fees Paid to Public Schools. You may qualify for this credit if you paid certain fees to public schools in Arizona. Use Form 322 to figure this credit.

13. Credit for Contributions to Private School Tuition Organizations. You may qualify for this credit if you made contributions to a school tuition organization that provides scholarships or grants to qualified schools. Use Form 323 to figure this credit.

14. Agricultural Pollution Control Equipment Credit. You may qualify for this credit if you are involved in commercial agriculture and incurred expenses to purchase tangible personal property that is primarily used in your trade or business in Arizona to control or prevent pollution. Use Form 325 to figure this credit.

15. Credit for Donation of School Site. You may qualify for this credit if you donated real property and improvements to a school district or a charter school for use as a school or as a site for the construction of a school. Use Form 331 to figure this credit.

16. Credits for Healthy Forest Enterprises. You may qualify for these credits if you had net increases in qualified employment positions in a healthy forest enterprise and net training and certifying costs. Use Form 332 to figure these credits.

17. Credit for Employing National Guard Members. You may qualify for this credit if you are an employer who has an employee that is a member of the Arizona National Guard if the employee is placed on active duty. Use Form 333 to figure this credit.

18. Motion Picture Credits. Motion picture production companies that produced motion pictures, commercials, music videos, or television series completely or partially in Arizona may claim a transferable income tax credit for production costs. To qualify, productions must have been preapproved by the Arizona Commerce Authority by December 31, 2010. See Form 334 for more information.

19. Credit for Solar Energy Devices - Commercial or Industrial Applications. This credit is available to taxpayers that install solar energy devices for commercial, industrial, or other nonresidential applications in Arizona. Use Form 336 to figure this credit.

20. Credit for Investment in Qualified Small Businesses. You may qualify for this credit if you made an investment in a qualified small business. Use Form 338 to figure this credit.

21. Credit for Donations to the Military Family Relief Fund. You may qualify for this credit if you made a cash contribution to the Arizona Military Family Relief Fund during the taxable year. Use Form 340 to figure this credit.

22. Renewable Energy Production Tax Credit. You may qualify for this credit if you produced electricity using renewable energy resources. Use Form 343 to figure this credit.

23. Solar Liquid Fuel Credit. You may qualify for this credit if you incurred expenses for research and development costs associated with solar liquid fuel. Use Form 344 to figure this credit.

24. Credit for New Employment. For taxable years beginning from and after June 30, 2011, you may qualify for this credit if your business had a net increase in qualified employment positions. Use Form 345 to figure this credit.

25. Additional Credit for Increased Research Activities for Basic Research Payments. You may qualify for this credit for qualified basic research payments for research conducted in Arizona. Approval by the Department of Revenue is required prior to claiming this credit. Use Form 346 to figure this credit.

26. Credit for Qualified Health Insurance Plans. You may qualify for this credit if your business provided qualified health insurance plans or made contributions to health savings accounts (HSA) for its employees who are Arizona residents. Use Form 347 to figure this credit.

27. Credit for Contributions to Certified School Tuition Organization (for the amounts that exceed the allowable credit on AZ Form 323). You may qualify for this credit if you made contributions to school tuition organization(s) that exceed the allowable credit amount on AZ Form 323. Use Form 348 to figure this credit.

28. Credit for Renewable Energy Investment & Productions for Self-Consumption by Manufactures. You may qualify for this tax credit if you made investment

in new renewable energy facilities that produce energy for self-consumption using renewable energy resources if the power will be used primarily for manufacturing. Use Form 351 to figure this credit.

Compute your credit on the appropriate form. Then complete Arizona Form 301 and enter the amount from Form 301, Part 2, line 72. The amount on line 59 cannot reduce your tax below zero. These credits are not refundable credits.

Include Form 301 along with any supporting documents with your return.

Line 60 - Balance of Tax

Subtract line 59 from line 58. If line 59 is more than line 58, enter zero on line 60.

Totaling Payments and Refundable Credits

Line 61 - 2014 Arizona Income Tax Withheld

Enter the Arizona income tax withheld shown on the Form(s) W-2 from your employer. Do not include income taxes withheld by any other state. Include the Form(s) W-2 with your return.

Line 62 - Arizona Estimated Tax Payments for 2014 and Amount Applied From 2013 Return

Use this line if you did one of the following.

1. Made estimated income tax payments to Arizona for 2014.
2. Applied any of your refund from your 2013 Arizona return to 2014 estimated taxes for Arizona.

Enter the total amount paid and/or applied to 2014 taxes.

NOTE: *If you made joint Arizona estimated payments for 2014, but are filing separate 2014 Arizona income tax returns, see Arizona Department of Revenue Income Tax Ruling ITR 02-3 at www.azdor.gov.*

Line 63 - 2014 Arizona Extension Payment (Arizona Form 204)

Use this line to report the payment you sent with your extension request or the electronic extension payment you made using www.AZTaxes.gov.

Line 64 - Other Refundable Credits

Enter the total of refundable credits you are claiming from any of the following

- Form 308-I, *Credit for Increased Research Activities - Individuals*,
- Form 342, *Credit for Renewable Energy Industry*.
- Form 349, *Credit for Qualified Facilities*

If you enter an amount on this line, be sure you check the box or boxes to show which credits you are claiming. Also, be sure to include the credit form with your return.

Credit for Increased Research Activities - Individuals (Form 308-I)

A portion of this credit may be refundable. You may qualify for the refundable increased research activities credit if you incurred qualified research expenses for research conducted in Arizona. For more information about this credit, and to see whether you may claim a partial refund of this credit, see Arizona Form 308-I.

You must include a copy of your “Certificate of Qualification” from the Arizona Commerce Authority, Form 301 and Form 308-I with your return to claim this credit.

If you are claiming a refund of the increased research activities credit from Form 308-I, enter the amount from Form 308-I, Part 4, line 31.

Credit for Renewable Energy Industry (Form 342)

You may qualify for the refundable credit for renewable energy industry if you expanded or located a qualified renewable energy operation in Arizona. The tax credit is refundable in five equal installments. Pre-approval and post-approval are required through the Arizona Commerce Authority. For more information about this credit, see Arizona Form 342.

You must include a copy of your “Certificate of Qualification” from the Arizona Commerce Authority, and Form 342 with your return to claim this credit.

If you are claiming the renewable energy industry credit, from Form 342, enter the amount from Form 342, Part 6, line 18.

Credit for Qualified Facilities (Form 349)

You may qualify for the refundable qualified facilities credit if you expanded or located a qualified facility in Arizona. This credit is refundable in five equal installments. Pre-approval and post-approval are required through the Arizona Commerce Authority. For more information about this credit, see Arizona Form 349.

You must include a copy of your “Certificate of Qualification” from the Arizona Commerce Authority and Form 349 with your tax return to claim this credit. If you are claiming a refund of the qualified facilities credit from Form 349, enter the amount from Form 349, Part 6, line 18, here.

If you are claiming more than one of the refundable tax credits, check the appropriate boxes and add the amounts from the credit forms together and enter the total on line 64. You may use the table below to figure the amount to enter on line 64.

NOTE: *If you are claiming more than one of the refundable tax credits, add the amounts from the credit forms together and enter the total on line 64. You may use the following table to figure the amount to enter on line 64.*

2014 - Refundable Credit Worksheet	
1. Enter the refundable credit from Form 308-I, Part 4, line 31.	
2. Enter the refundable credit from Form 342, Part 6, line 18.	
3. Enter the refundable credit from Form 349, Part 6, line 18.	
4. Add the amounts on lines 1 through 3. Enter the total here and on line 64.	

Line 65 - Total Payments and Refundable Credits

Line 65 is the total payments and refundable credits claimed. Add lines 61 through 64. Enter the total on line 65, if you are not claiming the following refundable credit.

Arizona’s Claim of Right Provision

If you computed your 2014 tax under Arizona’s claim of right provisions do the following.

1. Write “A.R.S. § 43-1029” and the amount of the prior year tax reduction in the space to the left of your total payment amount.
2. Include the credit for the prior year tax reduction in the total entered on line 65.
3. Include a schedule explaining the amounts repaid and the computation of the prior year tax reduction.

For more information on Arizona’s claim of right provisions, see income tax procedure, ITP 95-1.

Figuring Your Tax Due or Overpayment

Line 66 - Tax Due

If line 60 is more than line 65, you have tax due. Subtract line 65 from line 60. Skip lines 67, 68 and 69.

Line 67 - Overpayment

If line 65 is more than line 60, subtract line 60 from line 65. Complete lines 68 and 69.

Line 68 - Amount of Line 67 to Apply to 2015 Tax

If you want all or part of your refund applied to next year’s Arizona estimated taxes, enter that amount.

NOTE: *If you apply any of the amount shown on line 67 to 2015, you cannot use that amount to pay any tax that is later found to be due for 2014. You also may not claim a refund for that amount until you file your 2015 return.*

Line 69 - Balance of Overpayment

Subtract line 68 from line 67 to determine your overpayment balance before voluntary gifts and any estimated payment penalty and/or long-term health care savings account withdrawal penalty.

Making Voluntary Gifts

You can make voluntary gifts to each of the funds shown below. A gift will reduce your refund or increase the amount due with your return.

NOTE: *If you make a gift, you cannot change the amount of that gift later on an amended return.*

Line 70 - Solutions Teams Assigned to Schools Fund

You may give some or all of your refund to the Solutions Teams Assigned to Schools Fund. You may also give more than your entire refund. If you send in additional money with your return, include that amount on line 86. Enter the amount you want to donate on line 70.

Gifts go to the Arizona Assistance for Education Fund. The Arizona Board of Education will distribute money to the Arizona Department of Education to fund solutions teams assigned to schools.

Line 71 - Arizona Wildlife Fund

You may give some or all of your refund to the Arizona Wildlife Fund. You may also give more than your entire refund. If you send in additional money with your return, include that amount on line 86. Enter the amount you want to donate on line 71.

Your gift to the Arizona Wildlife Fund helps protect wildlife in the state. Many species like bald eagles, Apache trout and black-footed ferrets benefit from your gifts to this fund. Gifts are also used to improve areas for watching wildlife statewide.

Line 72 - Child Abuse Prevention Fund

You may give some or all of your refund to the Arizona Child Abuse Prevention Fund. You may also give more than your entire refund. If you send in additional money with your return, include that amount on line 86. Enter the amount you want to donate on line 72.

Gifts go to the Arizona Child Abuse Prevention Fund. This fund provides financial aid to community agencies for child abuse prevention programs.

Line 73 - Domestic Violence Shelter Fund

You may give some or all of your refund to the Domestic Violence Shelter Fund. You may also give more than your entire refund. If you send in additional money with your return, include that amount on line 86. Enter the amount you want to donate on line 73.

Gifts go to the Domestic Violence Shelter Fund. This fund provides financial aid to shelters for victims of domestic violence.

Line 74 - Political Gift

You may give some or all of your refund to a political party. You may also give more than your entire refund. If you send in additional money with your return, include that amount on line 86. Enter the amount you want to donate on line 74. If you donated to a political party, complete line 81.

Gifts go to one of the following political parties.

- Americans Elect
- Democratic
- Libertarian
- Republican

Line 75 - National Guard Relief Fund

You may give some or all of your refund to the National Guard Relief Fund. You may also give more than your entire refund. If you send in additional money with your return, include that amount on line 86. Enter the amount you want to donate on line 75.

Gifts go to the National Guard Relief Fund. This fund provides financial aid to families of Arizona National Guard members when the National Guard member is placed on active duty and is serving in a combat zone.

Line 76 - Neighbors Helping Neighbors Fund

You may give some or all of your refund to the Neighbors Helping Neighbors Fund. You may also give more than your entire refund. If you send in additional money with your return, include that amount on line 86. Enter the amount you want to donate on line 76.

Gifts go to the Neighbors Helping Neighbors Fund. This fund provides eligible recipients with emergency aid in paying energy utility bills and conserving energy.

Line 77 - Special Olympics Fund

You may give some or all of your refund to the Special Olympics Fund. You may also give more than your entire refund. If you send in additional money with your return, include that amount on line 86. Enter the amount you want to donate on line 77.

Gifts go to the Special Olympics Fund. This fund helps provide programs of the Arizona Special Olympics.

Line 78 - Veterans' Donations Fund

You may give some or all of your refund to the Veterans' Donations Fund. You may also give more than your entire refund. If you send in additional money with your return, include that amount on line 86. Enter the amount you want to donate on line 78.

Gifts go to the Veterans' Donations Fund, which may be used for veterans in Arizona.

Line 79 - I Didn't Pay Enough Fund

You may give some or all of your refund to the I Didn't Pay Enough Fund. You may also give more than your entire refund. If you send in additional money with your return, include that amount on line 86. Enter the amount you want to donate on line 79.

Gifts that you make to the I Didn't Pay Enough Fund will aid the state by going to the Arizona general fund.

Line 80 - Sustainable State Parks and Roads Fund

You may give some or all of your refund to the Sustainable State Parks and Roads Fund. You may also give more than your entire refund. If you send in additional money with your return, include that amount on line 86. Enter the amount you want to donate on line 80.

Gifts that you make to the Sustainable State Parks and Roads Fund will aid the state to operate, maintain and make capital improvements to buildings, roads, parking lots, highway entrances and any related structure used to operate state parks.

Line 81 - Political Party

If you entered an amount on line 79, check the box for the political party to which you wish to give. Select only one party. If you do not select a political party, the department will return the amount on line 74.

Line 82 -

- Estimated Payment Penalty
- Arizona Long-Term Health Care Savings Account Withdrawal Penalty

Estimated Payment Penalty

NOTE: Do not complete Arizona Form 221, Underpayment of Estimated Tax by Individuals, if the amount on Form 140NR, line 61 is more than the amount on Form 140NR, line 60. If the amount on Form 140NR, line 61, is more than the amount on Form 140NR, line 60, skip line 82, unless you must report an Arizona Long-Term Health Care Savings Account penalty.

You must have made Arizona estimated income tax payments during 2014 if:

	AND	AND
Your filing status is:	Your Arizona gross income for 2013 was greater than:	Your Arizona gross income for 2014 exceeded:
Married Filing Joint	\$150,000	\$150,000
Single	\$75,000	\$75,000
Head of Household	\$75,000	\$75,000
Married Filing Separate	\$75,000	\$75,000

If you report as a farmer or fisherman for federal purposes, you were not required to make estimated payments during 2014 if the following apply.

1. You are a calendar year filer. You file your Arizona return by March 1, 2015. You pay in full the amount stated on your return as owed.
2. You are a fiscal year filer. You file your Arizona return by the first day of the third month after the end of your fiscal year. You pay in full the amount stated on your return as owed.

If the above applies, check box 832 on line 83 and do not complete Form 221.

An individual who fails to make the required estimated payments is subject to penalty on any estimated tax payment that is late or underpaid.

Complete and include Form 221, *Underpayment of Estimated Tax by Individuals*, to determine if any penalty is due. Enter the total penalty from Form 221.

Arizona Long-Term Health Care Savings Account (AZLTHSA) Withdrawal Penalty

You must pay a withdrawal penalty if you made a long-term health care savings account withdrawal during 2014 for purposes other than to pay for qualified long-term health care expenses. *Long-term health care expense* means any expense you paid for long-term health care costs, including the following:

- expenses for skilled nursing care
- expenses for home health care
- personal care or supportive services due to the loss of some capacity for self-care based on a chronic illness or condition

The penalty is equal to 10% (.10) of the withdrawal. You must remit this penalty with your income tax return filed for the year in which you made the withdrawal.

Multiply the amount of your withdrawal subject to penalty by 10% (.10). Enter the result.

Line 83 - Box 831 through Box 834

Box 831: check if any of the following applies to you.

1. You checked the box on line 1 of Form 221.
2. You completed the annualized income worksheet on Form 221.
3. You elected to be treated as a nonresident alien on your federal income tax return. You made three estimated payment installments. Your first installment equaled 50% of the total of all of your required installments.

Box 832: check if you are an individual who for federal purposes reports as a farmer or fisherman.

Box 833: check if you completed and are including Form 221.

Box 834: check if you included an Arizona long-term HSA penalty on line 82.

Line 84 -

Add lines 70 through 80 and 82. Enter the total

Figuring Your Refund or Tax Due

Line 85 - Refund

Subtract line 84 from line 69. Enter your refund on line 85 and skip line 86. If less than zero, enter amount owed on line 86.

If you owe money to any Arizona state agency, court, county, incorporated city or town and certain federal

agencies, your refund may go to pay some of the debt. If so, the department will let you know by letter.

Tax Tip: *If you change your address before you get your refund, let the department know. Write to: Refund Desk, Arizona Department of Revenue, PO Box 29216, Phoenix, AZ 85038-9216. Include your SSN in your letter.*

Direct Deposit of Refund

Complete the direct deposit line if you want us to directly deposit the amount shown on line 85 into your account at a bank or other financial institution (such as a mutual fund, brokerage firm or credit union) instead of sending you a check.

NOTE: *Check the box on line 85A if the direct deposit will ultimately be placed in a foreign account. If you check box 85A, do not enter your routing or account numbers. If this box is checked, we will not direct deposit your refund. We will send you a check instead.*

Why Use Direct Deposit?

- You will get your refund fast - even faster if you e-file!
- Payment is more secure since there is no check to get lost.
- It is more convenient. No trip to the bank to deposit your check.
- Saves tax dollars. A refund by direct deposit costs less to process than a check.

NOTE: *We are not responsible for a lost refund if you enter the wrong account information. Check with your financial institution to get the correct routing and account numbers and to make sure your direct deposit will be accepted.*

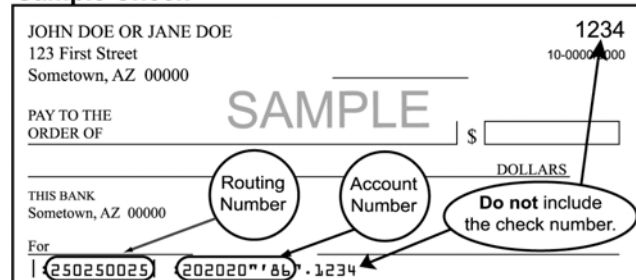
Routing Number

MAKE SURE YOU ENTER THE CORRECT ROUTING NUMBER.

The routing number must be nine digits. The first 2 digits must be 01 through 12 or 21 through 32. Otherwise, the direct deposit will be rejected and a check will be sent instead. On the sample check below, the routing number is 250250025.

Your check may state that it is payable through a financial institution different from the one at which you have your checking account. If so, **do not** use the routing number on that check. Instead, contact your financial institution for the correct routing number to enter here.

Sample Check



Note: *The routing and account numbers may be in different places on your check.*

Account Number

MAKE SURE YOU ENTER THE CORRECT ACCOUNT NUMBER.

The account number can be up to 17 characters (both numbers and letters). **DO NOT** include hyphens, spaces or

special symbols. Enter the number from left to right and leave any unused boxes blank. On the sample check, the account number is 20202086. Be sure **not** to include the check number.

NOTE: *If the direct deposit is rejected, a check will be sent instead.*

Line 86 - Amount Owed

Add lines 66 and 84. Enter the amount you owe on line 86. If you are making voluntary donations on lines 70 through 80 in excess of your overpayment, enter the difference on line 86. You may pay only with a check, electronic check, money order, or credit card.

Check or money order

NOTE: *Include your check with your return. Please do not send cash.*

Make your check payable to Arizona Department of Revenue. Write your SSN and tax year on the front of your check or money order.

The department cannot accept checks or money orders in foreign currency. You must make payment in U.S. dollars.

Electronic payment from your checking or savings account

You can make an electronic payment from your checking or savings account to pay your balance due for 2014. There is no fee to use this method. To make an electronic payment, go to www.AZTaxes.gov and click on the "Make a Payment" link. The "E-Check" option in the "Payment Method" drop-down box will debit the amount from the checking or savings account that you specify. If you make an electronic payment from your checking or savings account, you will receive a confirmation number. **Please keep this confirmation number as proof of payment.**

NOTE: *You may not make an electronic payment from your checking or savings account if the payment will ultimately be coming from a foreign account. In this case, you must pay by check or money order.*

Credit card payment

You can pay with your Discover, MasterCard, Visa, or American Express credit card. Go to www.AZTaxes.gov and click on the "Make a Payment" link and choose the credit card option. This will take you to a third party vendor site (provider). The provider **will charge** you a convenience fee based on the amount of your tax payment. The provider will tell you what the fee is during the transaction; you will have the option to continue or cancel the transaction. If you complete the credit card transaction, you will receive a confirmation number. **Please keep this confirmation number as proof of payment.**

Installment Payments

If you cannot pay the full amount shown on line 86 when you file, you may ask to make monthly installment payments. To make this request, complete Arizona Form 140-IA and mail the completed form to the address on the Form 140-IA. **Do not mail Form 140-IA with your income tax return.** You may obtain Arizona Form 140-IA from our website.

If you cannot pay the full amount shown on line 86, you will be charged interest and may be charged a late payment penalty on the tax not paid by April 15, 2015.

To limit the interest and penalty charges, pay as much of the tax as possible when you file.

Sign Your Return

You must sign your return. If married filing a joint return, both you and your spouse must sign even if only one had income. Form 140NR is not considered a valid return unless you sign it. The department cannot send a refund check without proper signatures on the return.

Instructions Before Mailing

- **DO NOT STAPLE YOUR RETURN. DO NOT STAPLE ANY DOCUMENTS, SCHEDULES OR PAYMENT TO YOUR RETURN.**
 - Make sure your **NAME** is on the return.
 - Make sure your **SSN** is on your return.
 - Be sure you enter your daytime telephone number in the space provided on the front of your return.
 - Check to make sure that your math is correct. A math error can cause delays in processing your return.
 - If claiming **dependent** exemptions, write the number of dependents claimed on the **front** of the return. On page 1 (and page 3, if needed) of the return, write each dependent's name, SSN, relationship, and the number of months that he or she lived in your home.
 - Check the **boxes** to make sure you filled in all required boxes.
 - If you requested a filing extension, make sure that you check box **82F** on page 1 of the return.
 - Sign your return and have your spouse sign, if filing jointly.
 - Write your SSN and tax year on the front of your check.
- The Department of Revenue may charge you \$25 for a check returned unpaid by your financial institution.
- Include **all** required documents. Place these documents to the back of your return. Documents you must include with your return are those items listed in numbers 1 through 4 below.
1. Include *Form(s) W-2* after the last page of your return.
 2. Include Arizona Form 301, applicable credit forms, and your own schedules after page 2 of your return. If itemizing, include these forms after your Arizona Schedule A (NR) and your federal Schedule A.
 3. If claiming a credit for taxes paid to another state or country include a copy of the other state's or country's filed return.
 4. If you itemize, be sure to include Arizona Schedule A (NR) and a copy of the federal Schedule A. Include the Arizona Schedule A (NR) and the federal Schedule A directly after page 2 of your return. Include other forms and schedules behind the Schedules A.
- Do not include correspondence with your return.

Filing Your Return

Before you mail your return, make a copy of your return. Also, make a copy of any schedules that you are including with your return. Keep the copies for your records. Be sure that you mail the original and not a copy.

To avoid delays, if you are mailing more than one tax return, please use separate envelopes for each return.

Where Should I File My Return?

If you are **sending a payment** with this return, mail the return to:

Arizona Department of Revenue
PO Box 52016
Phoenix, AZ 85072-2016

If you are **expecting a refund, or owe no tax**, or owe tax but are not sending a payment, mail the return to:

Arizona Department of Revenue
PO Box 52138
Phoenix, AZ 85072-2138

Make sure you put enough postage on the envelope.

The U.S. Post Office must postmark your return or extension request by midnight April 15. A postage meter postmark will not qualify as a timely postmark. *Only a postmark from the U.S. Post Office will qualify.* You may also use certain private delivery services designated by the IRS to meet the “timely mailing as timely filed” rule.

How Long to Keep Your Return

You must keep your records as long as they may be needed for the administration of any provision of Arizona tax law. Generally, this means you must keep records that support items shown on your return until the period of limitations for that return runs out.

The period of limitations is the period of time in which you can amend your return to claim a credit or refund or the department can assess additional tax. A period of limitations

is the limited time after which no legal action can be brought. Usually, this is four years from the date the return was due or filed.

In some cases, the limitation period is longer than four years. The period is six years from when you file a return if you underreport the income shown on that return by more than 25%. The department can bring an action at any time if a return is false or fraudulent, or you do not file a return. To find out more about what records you should keep, see federal Publication 552.

Where’s My Refund

You can check on your refund by visiting www.azdor.gov or www.AZTaxes.gov and clicking on “Where’s my refund?” or you may call one of the numbers listed on page 1. Before you call, be sure to have a copy of your 2014 tax return on hand. You will need to know your SSN, your filing status and your 5-digit ZIP Code.

Contacting the Department

Your tax information on file with the department is confidential. If you want the department to discuss your tax matters with someone other than yourself, you must authorize the department to release confidential information to that person.

You may use Arizona Form 285, to authorize the department to release confidential information to your appointee. See Form 285 for details.

Worksheet for Net Long-Term Capital Gain Subtraction for Assets Acquired *After* December 31, 2011

2014 Original return 2014 Amended return

(a)		(b)	(c)	(d)	(e)
Long-Term Capital Gain or (loss) as reported on federal Schedule D (or other form/schedule) <i>and</i> included in computation of federal adjusted gross income. <i>Enter the total net long-term capital gains or (losses) from the following forms in each applicable column. See page 21 for instructions.</i>		Total net long-term capital gains or (losses) (for all assets)	Net long-term capital gains or (losses) included in column (b) from Arizona sources	Net long-term capital gains or (losses) included in column (c) from assets acquired before 1/1/2012	Net long-term capital gains or (losses) included in column (c) from assets acquired after 12/31/2011
1	Form(s) 8949 <i>Sales and Other Dispositions of Capital Assets</i> ; and Form(s) 1099-B, <i>Proceeds from Broker and Barter Exchange Transactions</i> , for long-term transactions directly reported on federal Schedule D.	1			
2	Form(s) 4797 <i>Sales of Business Property</i>	2			
3	Form(s) 2439 <i>Notice to Shareholder of Undistributed Long-Term Capital Gains</i>	3			
4	Form(s) 6252 <i>Installment Sale Income</i>	4			
5	Form(s) 4684 <i>Casualties and Thefts</i>	5			
6	Form(s) 6781 <i>Gains and Losses from Sec. 1256 Contracts and Straddles</i>	6			
7	Form(s) 8824 <i>Like-Kind Exchanges</i>	7			
8	Partnerships, S corporations, estates, and trusts –from AZ Form 120S Schedule K-1(NR); AZ Form 165 Schedule K-1(NR); and AZ Form 141 Schedule K-1(NR)	8			
9	Form(s) 1099-DIV <i>Dividends and Distributions</i>	9			
10	Subtotal: for each column, combine the amounts and enter the total.	10			
11	Available long-term capital loss carryover. Enter the amount, if any, in each applicable column.	11			
12	Subtract line 11 from line 10 and enter the difference in each applicable column.	12			
13	For amounts to enter on line 13, columns (a) through (d), see the worksheet instructions.	13			
14	Net Long-term capital gain or (loss) included in computation of your federal adjusted gross income. <i>Subtract line 13 from line 12 and enter the difference in each applicable column.</i> <ul style="list-style-type: none"> • If the amount on line 14, column (e) is a net capital (loss), you do not qualify to take the subtraction. • If the amount on line 14, column (e) is a net capital gain, enter the result on Form 140NR, page 1, line 34. Also enter the amount from line 14, column (c) on Form 140NR, page 1, line 33. 	14			

Instructions for completing the worksheet for the subtraction from Arizona gross income for net long-term capital gain from assets acquired *after* December 31, 2011.

Purpose of the Worksheet

You may subtract a percentage of any net long-term capital gain included in your federal adjusted gross income that is from an investment in an asset acquired after December 31, 2011.

As a nonresident, you may take the allowable subtraction for only those qualified net long-term capital gains that are from Arizona sources.

To take the allowable subtraction, you must know whether the capital gain or (loss) is considered short-term or long-term. Only the net long-term capital gain from assets acquired *after* December 31, 2011, is used in the computation for the subtraction.

For more information about determining whether a gain or (loss) is short term or long term, see federal *Publication 544* at www.irs.gov.

When Should the Worksheet be Complete?

You *must* complete this worksheet to take the allowable subtraction if you have a net capital gain included in your federal adjusted gross income and the gain includes assets purchased *after* December 31, 2011.

Do *not* complete this worksheet if either of the following applies.

- You do not have any capital gains to report for the current tax year; or
- You do not have any net capital gain from asset(s) acquired *after* December 31, 2011, to report for the current tax year.

General Instructions

1. Enter your name and social security number as shown on Form 140NR, page 1.
2. Check the box if this worksheet is for an original or an amended return.
3. Keep this worksheet for your records.

Line-by-Line instructions

Columns (a) through (e)

- **Column (a)**, lines 1 through 8, lists the federal forms reported on Schedule D. Line 9 identifies the total capital gain distributions reported on Form(s) 1099-DIV.
- **Column (b)** is the **total** amount of long-term capital gains or (losses) reported on Schedule D or other forms/schedules.
- **Column (c)** is the amount of long-term capital gains or (losses) included in column (b) from Arizona sources.

- **Column (d)** is the amount of the long-term capital gains or (losses), included in column (c) for assets acquired *before* January 1, 2012.
- **Column (e)** is the amount of the long-term capital gains or (losses), included in column (c) for assets acquired *after* December 31, 2011.

Lines 1 through 8 - Capital Gains or (Losses) Reported on federal Schedule D.

Enter the long-term capital gain or (loss) from the federal form listed that was reported on your federal Schedule D and included in the computation of your federal adjusted gross income.

Line 9 - Long-Term Capital Gains or (Losses)

Enter the long-term capital gain or (loss) reported on Form(s) 1099-DIV and included in your computation of federal adjusted gross income.

Note: Some taxpayers are not required to file Schedule D to report certain capital gains or (losses). In these cases, the long-term capital gains or (losses) are reported directly on the taxpayer's income tax return. Enter those items on line 9 of the worksheet.

Line 10 - Subtotal

For each column, combine the amounts listed on lines 1 through 9 and enter the total.

Line 11 - Long-Term Capital (Loss) Carryover

If you used a long-term capital loss carryover from previous tax years to reduce your long-term capital gains for the current taxable year, enter the amount used to apply to gains from assets acquired before January 1, 2012, in columns (c) and (d).

Line 12 -

Subtract line 11 from line 10 and enter the difference in applicable column.

Line 13 -

To determine the amount to enter on line 13, columns (a), (b) and (c); answer the following questions.

Did you take a subtraction for any net capital gain included in federal adjusted gross income for the taxable year derived from investment in a qualified small business on Arizona Form 140NR, page 1, line 36?

- If "No", enter zero on line 13.
- If "Yes", does that amount include any net long-term capital gain from an investment made *after* December 31, 2011?
 - If "No", enter zero on line 13.
 - If "Yes", enter the amount of any net long-term capital gain from an investment made *after* December 31, 2011, and included in the amount subtracted on Arizona Form 140NR, line 36.

Line 14 - Current Year Net Long-Term Capital Gain or (Loss)

Subtract line 13 from line 12 and enter the difference in each applicable column.

- If the amount on line 14, column (e) is a net capital (loss), you do not qualify to take the subtraction.
- If the amount on line 14, column (e) is a net capital gain, enter the result on Form 140NR, page 1, line 34.

Also enter the amount from line 14, column (c) on Form 140NR, page 1, line 33.

Include with your return.

Your Name as shown on Form 140NR	Your Social Security Number
Spouse's Name as shown on Form 140NR (if filing joint)	Spouse's Social Security Number

Adjustment to Medical and Dental Expenses

1	Medical and dental expenses	1		00
2	Amount of distributions used to pay qualified medical expenses from your Arizona Long-Term Health Care Savings Account (AZLTHSA) included on line 1 .	2		00
3	Medical expenses allowed to be taken as a federal itemized deduction	3		00
4	Add line 2 and line 3, and enter the result.....	4		00
5	If line 1 is the same as or more than line 4, subtract line 4 from line 1; otherwise, go to line 6	5		00
6	If line 4 is more than line 1, subtract line 1 from line 4	6		00

Adjustment to Interest Deduction

7	If you received a federal credit for interest paid on mortgage credit certificates (from federal Form 8396), enter the amount of mortgage interest you paid for 2014 that is equal to the amount of your 2014 federal credit.....	7		00
---	---	---	--	----

Adjustment to Gambling Losses

8	Wagering losses allowed as a federal itemized deduction	8		00
9	Total gambling winnings included in your federal adjusted gross income	9		00
10	Arizona lottery subtraction from Form 140NR, page 2, line 44.....	10		00
11	Maximum allowable gambling loss deduction: Subtract line 10 from line 9.....	11		00
12	If line 11 is less than line 8, subtract line 11 from line 8; otherwise enter "zero"	12		00

Adjustment to Charitable Contributions

13	Amount of charitable contributions for which you are claiming a credit under Arizona law	13		00
----	--	----	--	----

Itemized Deductions

14	Add the amounts on lines 5 and 7	14		00
15	Add the amounts on lines 6, 12 and 13	15		00
16	Total federal itemized deductions allowed to be taken on federal return.....	16		00
17	Enter the amount from line 14 above	17		00
18	Add lines 16 and 17	18		00
19	Enter the amount from line 15 above	19		00
20	Adjusted itemized deductions: Subtract line 19 from line 18.....	20		00
21	Enter your Arizona percentage from Form 140NR, page 1, line 27.....	21		%
22	Arizona itemized deductions: Multiply line 20 by the percentage on line 21. Enter the result here and on Form 140NR, page 2, line 53	22		00



You must include a copy of federal Form 1040, Schedule A with your return if you itemize your deductions on your Arizona return.

2014 Form 140NR Schedule A(NR) Itemized Deductions

For Nonresidents Only

Before you complete this form, you must complete a federal Form 1040, Schedule A. Even if you don't itemize deductions on your federal return, you must include a copy of the federal Form 1040, Schedule A, with this form.

The itemized deductions allowed for Arizona purposes are those itemized deductions that are allowable under the Internal Revenue Code (IRC).

As an Arizona nonresident, you must prorate these deductions by the percentage which your Arizona gross income is to your federal adjusted gross income.

In some cases, the amount allowed for medical and dental expenses, mortgage interest, gambling losses, and charitable contributions may be different for Arizona purposes than for federal purposes. You must complete lines 1 through 13 if any of the following apply.

1. You are deducting medical and dental expenses.
2. You are claiming a federal credit (from federal Form 8396) for interest paid on mortgage credit certificates.
3. You are deducting gambling losses while claiming a subtraction for Arizona lottery winnings.
4. You are claiming a credit for a charitable contribution for which you are also taking a credit under Arizona law.

If any of the above items apply, complete lines 1 through 13 as instructed below.

Medical and Dental Expenses

*Skip lines 1 through 6 if you are **not** deducting medical and dental expenses.*

Line 1 -

Enter the total of your medical and dental expenses after you reduce these expenses by any payments received from insurance or other sources. Do not reduce the amount you enter on line 1 by amounts paid from an Arizona Long-Term Health Care Savings Account (AZLTHSA).

Be sure you reduce these expenses by any payments received from insurance or other sources. Do not include the following amounts you paid through an employer-sponsored health insurance plan (cafeteria plan) unless your employer included the amount(s) in Box 1 of your Form W-2.

- Insurance premiums you paid through the plan.
- Other medical and dental expenses paid by the plan.

If you are self-employed, do not include any amount that you paid for health insurance that you deducted in computing your federal adjusted gross income.

Line 2 -

Enter any amount of medical and dental expenses included on line 1 that were paid from your AZLTHSA.

Lines 3 through 6 -

Complete lines 3 through 6 as instructed on the form.

Interest Paid on Mortgage Credit Certificates

Line 7 -

Skip line 7 if you are not claiming a federal credit for interest paid on mortgage credit certificates.

If you received a federal credit for interest paid on mortgage credit certificates (from federal Form 8396), you may deduct

some of the mortgage interest you paid for 2014 that you could not deduct for federal purposes.

Gambling Losses

Lines 8 through 12 -

*Skip lines 8 through 12 if you are **not** deducting gambling losses.*

You can deduct wagering losses only to the extent of wagering gains. If you take a subtraction for Arizona lottery winnings, you may have to adjust your deduction for gambling losses.

Complete lines 8 through 12 as instructed on the form.

Gifts to Charity

Line 13 -

*Skip line 13 if you are **not** claiming a credit for any of your charitable contributions.*

You cannot claim both a deduction and a credit for the same charitable contributions. Enter the amount of charitable contributions for which you are claiming a credit.

For Example:		
If you claimed a credit on AZ Form:	For:	
321	Contributions to Qualifying Charitable Organizations	You must make an entry on line 13 if you deducted the amount contributed as an itemized deduction on federal Form 1040, Schedule A.
322	Contributions Made or Fees Paid to Public School	
323	Contributions to Private School Tuition Organization	
331	Donation of School Site	
340	Donations to the Military Family Relief Fund	
348	Contributions to Certified School Tuition Organization - Individual	

If you claimed a private school tuition credit on your 2013 return for a contribution that you made during 2014 (see Arizona Forms 323 and 348), you must make this adjustment on your 2014 return, even though you claimed the credit on your 2013 return.

If you are claiming a credit on your 2014 return for a contribution made during 2015 (see Arizona Forms 323 and 348), you must make this adjustment on your 2015 return, even though you are claiming the credit on your 2014 return.

Adjusted Itemized Deductions

Lines 14 through 22 -

Complete lines 14 through 22 as instructed on the form.

DO NOT STAPLE ANY ITEMS TO THE FORM.



- DO NOT USE THIS FORM TO MAKE DELINQUENT INCOME TAX PAYMENTS.
- Use this form only for estimated payments.

This estimated payment is for tax year ending December 31, 2015, or for tax year ending: M M D D 2 0 Y Y

1 Your First Name and Middle Initial		Last Name		Your Social Security Number	
1 Spouse's First Name and Middle Initial (if filing joint)		Last Name		Spouse's Social Security No.	
2 Current Home Address - number and street, rural route			Apt. No.	Daytime Phone (with area code)	
3 City, Town or Post Office			State	ZIP Code	

Enter your SSN(s)

REVENUE USE ONLY. DO NOT MARK IN THIS AREA.

1 Payment: You must round your estimated payment to a whole dollar (no cents).

Enter the amount of payment enclosed \$ [] 00

2 Check only one box for the quarter for which this payment is made.

Do not select more than one quarter.

You must submit a separate form for each quarter for which a payment is made.

81 PM	80 RCVD
-------	---------

Payment for calendar year filers are due as follows:

<input type="checkbox"/> 1st Quarter – January to March Due date is April 15, 2015.
<input type="checkbox"/> 2nd Quarter – April to June Due date is June 15, 2015.
<input type="checkbox"/> 3rd Quarter – July to September Due date is September 15, 2015.
<input type="checkbox"/> 4th Quarter – October to December Due date is January 15, 2016.

Payment for fiscal year filers are due as follows:

<input type="checkbox"/> 1st Quarter – 15th day of the fourth month of the current fiscal year.
<input type="checkbox"/> 2nd Quarter – 15th day of the sixth month of the current fiscal year.
<input type="checkbox"/> 3rd Quarter – 15th day of the ninth month of the current fiscal year.
<input type="checkbox"/> 4th Quarter – 15th day of the first month of the next fiscal year.

If any of the due dates fall on a Saturday, Sunday or legal holiday, you may make the required payment for that quarter by midnight on the next business day following that day.

IMPORTANT

To ensure proper application of this payment, be sure that you:

- ✓ Complete and submit this form in its entirety. Do not cut this page in half.
- ✓ Make your check payable to Arizona Department of Revenue.
- ✓ Write your social security number and tax year on your payment.
- ✓ Include your payment with Form 140ES.
- ✓ Mail to Arizona Department of Revenue, PO Box 29085, Phoenix, AZ 85038-9085.

Be sure to review your estimated income and adjust your payments as necessary during the year.

Worksheet for Computing Estimated Payments for Individuals

For use with Arizona Form 140ES

Step 1 Estimated Arizona Taxable Income

1 Use the estimated tax worksheet attached to IRS Form 1040ES and enter here the amount shown as income on your federal worksheet 1 00

Step 2 Additions

Below are common items of income that are not taxable under the Internal Revenue Code but are taxable under Arizona Revised Statutes.

Estimate amounts and enter in the spaces provided:

2 Non-Arizona municipal interest.....	2	<input style="width: 90%;" type="text"/>	00	
3 Ordinary income portion of lump-sum distributions (excluded on your federal return).....	3	<input style="width: 90%;" type="text"/>	00	
4 Other additions to income.....	4	<input style="width: 90%;" type="text"/>	00	
5 Total additions to income: Add lines 2 through 4	5	<input style="width: 90%;" type="text"/>	00	
6 Add line 1 and line 5.....	6	<input style="width: 90%;" type="text"/>	00	

Step 3 Subtractions

Below are common items not subject to tax in Arizona but taxable under the Internal Revenue Code.

Estimate amounts and enter in the spaces provided:

7 Amounts received as annuities from certain federal, Arizona state, or local government retirement and disability funds (up to \$2,500) that are subject to federal tax	7	<input style="width: 90%;" type="text"/>	00	
8 Interest income on obligations of the United States (e.g. U.S. savings bonds, treasury bills, etc.)	8	<input style="width: 90%;" type="text"/>	00	
9 Arizona state lottery winnings (up to \$5,000) included as income on federal return	9	<input style="width: 90%;" type="text"/>	00	
10 U.S. Social Security benefits or Railroad Retirement Act benefits included as income on federal return	10	<input style="width: 90%;" type="text"/>	00	
11 Other exempt income	11	<input style="width: 90%;" type="text"/>	00	
12 Total subtractions: Add lines 7 through 11	12	<input style="width: 90%;" type="text"/>	00	
13 Subtract line 12 from line 6.....	13	<input style="width: 90%;" type="text"/>	00	

Step 4 Deductions and Exemptions

14 If you plan to itemize deductions, enter the estimated total of your deductions. If you do not plan to itemize deductions, see the instructions for the allowable 2014 standard deduction	14	<input style="width: 90%;" type="text"/>	00	
15 Exemptions: Enter your allowable 2014 exemption amounts.....	15	<input style="width: 90%;" type="text"/>	00	
16 Total deductions and exemptions: Add line 14 and line 15.....	16	<input style="width: 90%;" type="text"/>	00	
17 Subtract line 16 from line 13.....	17	<input style="width: 90%;" type="text"/>	00	

Step 5 Estimated Arizona Income Tax

18 Using Tax Table X or Y, use the amount on line 17 to calculate your Arizona estimated tax liability. Enter your estimated tax liability here	18	<input style="width: 90%;" type="text"/>	00	
19 Enter 90% (.90) of line 18.....	19	<input style="width: 90%;" type="text"/>	00	
20 Enter the preceding year's Arizona tax liability if you were required to file and did file a return for the preceding year, otherwise skip this line	20	<input style="width: 90%;" type="text"/>	00	
21 If you entered an amount on line 20, enter the smaller of line 19 or line 20. Otherwise, enter the amount from line 19	21	<input style="width: 90%;" type="text"/>	00	
22 Total Arizona income tax expected to be withheld (include all employment and pensions)	22	<input style="width: 90%;" type="text"/>	00	
23 Subtract line 22 from line 21, and base estimated payments on this amount	23	<input style="width: 90%;" type="text"/>	00	
24 If the first payment you are required to make is due April 15, 2015, enter 1/4 of line 23 (minus any 2014 overpayment that you are applying to this installment) here and on your 140ES	24	<input style="width: 90%;" type="text"/>	00	

2015 Individual Estimated Income Tax Payment

Arizona Form 140ES

Phone Numbers

For information or help, call one of the numbers listed:

Phoenix (602) 255-3381
From area codes 520 and 928, toll-free (800) 352-4090

Tax forms, instructions, and other tax information

If you need tax forms, instructions, and other tax information, go to the department's website at www.azdor.gov.

Income Tax Procedures and Rulings

These instructions may refer to the department's income tax procedures and rulings for more information. To view or print these, go to our website and click on *Legal Research* then click on *Procedures* or *Rulings* and select a tax type from the drop down menu.

Publications and Brochures

To view or print the department's publications and brochures, go to our website and click on *Publications*.

Who Should Use Form 140ES

All of the following should use Form 140ES:

- An individual making a voluntary or mandatory estimated payment.
- A partnership making a voluntary estimated payment on behalf of its nonresident individual partners participating in the filing of a composite return.
- An S corporation making a voluntary estimated payment on behalf of its nonresident individual shareholders participating in the filing of a composite return.

General Information

- Please type or print your name, social security number (SSN), and current address. If you are married making a joint estimated payment, enter your SSNs in the same order as your first names and in the same order as they will be shown on your joint Arizona income tax return.
- If you have a **foreign address**, enter the information in the following order: city, province or state, and country. Follow the country's practice for entering the postal code. Do not abbreviate the country name.
- A partnership or S corporation making a voluntary estimated income tax payment for its nonresident partners or shareholders participating in the filing of a composite income tax return, should enter its employer identification number (EIN) in the area designated for an individual's SSN.
- Complete Form 140ES using black ink.
- Once you make an estimated payment, you must file a tax return for that year in order to claim the estimated payment.

- You must round each estimated payment to whole dollars (no cents).
- Check only **one** box for the quarter for which this payment is made. Do not select more than one quarter. You must submit a separate form for each quarter for which a payment is made.
- Use Tax Table X or Y (in the 2014 tax instruction booklet) to help estimate this year's tax liability. Figure this tax on your total annual income.

Required Payments

Arizona requires certain individuals to make estimated income tax payments.

You must make Arizona estimated income tax payments during 2015 if:		
Your filing status is:	AND Your Arizona gross income for 2014 was greater than:	AND Your Arizona gross income for 2015 exceeds:
Married Filing Joint	\$150,000	\$150,000
Single	\$75,000	\$75,000
Head of Household	\$75,000	\$75,000
Married Filing Separate	\$75,000	\$75,000

If you met the income threshold for 2014, you must make estimated payments during 2015 unless you are sure you will not meet the threshold for 2015.

For more information on making estimated payments, see the department's brochure (012), *Arizona Individual Estimated Income Tax Payments*.

The department will charge you a penalty if you fail to make any required estimated payment. Use Arizona Form 221, *Underpayment of Estimated Tax by Individuals*, to figure the amount of this penalty.

The penalty is equal to the interest that would accrue on the underpayment. The penalty cannot be more than 10% of the underpayment.

What is Arizona Gross Income for the Purpose of Estimated Income Tax Payments?

If you are a **full-year resident**, your Arizona gross income is your federal adjusted gross income.

If you are a **part-year resident**, your Arizona gross income is that part of your federal adjusted gross income that you must report to Arizona.

If you are a **nonresident**, your Arizona gross income is that part of your federal adjusted gross income derived from Arizona sources.

How Much Should My Estimated Payments Total?

If you have to make estimated payments, your payments, when added to your Arizona withholding, must total either 90% of the tax due for 2015, or 100% of the tax due for 2014.

You can use your 2014 tax to figure the amount of payments that you must make during 2015 only if you were required to file and did file a 2014 Arizona income tax return.

Worksheet for Computing Estimated Payments for Individuals

Use the worksheet on page 2 of the form to calculate your required estimated tax payments.

Follow the instructions on the worksheet to complete Steps 1 through 5.

NOTE: Deductions (Line 14) - If you plan to itemize deductions for tax year 2015 enter the estimated total of your itemized deductions on line 14 of the worksheet. If you do not plan to itemize deductions, enter your allowable 2014 standard deduction on line 14. To determine the allowable standard deduction amount for your filing status, see the instructions for the 2014 form.

Exemptions (Line 15) - Enter the allowable 2014 exemption amount. To determine the allowable exemption amount for your filing status, see the instructions for the 2014 form.

When Should I Make My Estimated Payments?

For the most part, you must make your payments in four equal installments.

Payments for calendar year filers are due as follows:	
Payment 1	April 15, 2015
Payment 2	June 15, 2015
Payment 3	September 15, 2015
Payment 4	January 15, 2016

If you are a fiscal year filer, the payments are due on the 15th day of the fourth, sixth and ninth months of the current fiscal year, and the first month of the next fiscal year.

NOTE: If the due date falls on a Saturday, Sunday or legal holiday, you may pay by midnight on the next business day following that day.

If 1 through 3 below apply, you do not have to make your payments in four equal installments.

1. File and pay by January 31, 2016. If you file your Arizona return by January 31, 2016, and pay in full the amount stated on the return as payable, you do not have to make the **fourth** estimated tax payment.

Fiscal year filers must file and pay by the last day of the month following the close of the fiscal year.

2. Farmer or fisherman. If you report as a farmer or fisherman for federal purposes, you only have to make one installment for a taxable year. The due date for this installment for a calendar year filer is January 15, 2016.

The due date for a fiscal year filer is the 15th day of the first month after the end of a fiscal year.

There is no requirement to make this payment if you file your Arizona return on or before March 1, 2016, and pay in full the amount stated on the return as payable.

Fiscal year filers must file and pay on or before the first day of the third month after the end of the fiscal year.

3. Nonresident alien. If you are an individual who elects to be treated as a nonresident alien on the federal income tax return, you may make three estimated payments.

The due dates for these installments are June 15, 2015, September 15, 2015, and January 15, 2016. The first installment must equal 50% of your total required payments

Voluntary Payments

An individual who does not have to make Arizona estimated income tax payments may choose to make them. Taxpayers who make such an election may choose one of the following methods to make their payments.

Method 1: If you file federal estimated tax, you can file an *Individual Estimated Income Tax Payment*, Form 140ES, at the same time.

The amount that you remit with Form 140ES should be 10%, 15%, or 20% of the amount that you paid on the federal **Form 1040-ES**.

Method 2: You may file installments using Arizona *Individual Estimated Income Tax Payment*, Form 140ES.

Payments for calendar year filers are due as follows:	
Payment 1	April 15, 2015
Payment 2	June 15, 2015
Payment 3	September 15, 2015
Payment 4	January 15, 2016

If you are a fiscal year filer, the payments are due on the 15th day of the fourth, sixth and ninth months of the current fiscal year, and the first month of the next fiscal year.

The sum of the amounts remitted should equal your estimated end-of-tax-year liability.

Method 3: You may file an *Individual Estimated Income Tax Payment*, Form 140ES, with a single, lump-sum payment before January 15, 2016.

The payment should reflect your estimated end-of-tax-year liability.

Completing Lines 1 and 2

Line 1

Enter the amount of your payment. Round your payment to the nearest whole dollar (no cents). Your payment is the amount you figured using the worksheet for computing estimated payments.

Line 2

Check the box for the quarter(s) for which this payment is made.

Sending Your Payment

Individuals may make estimated payments by check, electronic check, money order, or credit card.

Partnerships or S corporations making estimated payments on behalf of nonresidents participating in the filing of a composite return **must** make those payments by check or money order.

Check or money order

Make your check payable to Arizona Department of Revenue and include your SSN (or EIN) and tax year on the check. Include your check with with the completed Form 140ES and mail to:

Arizona Department of Revenue
 PO Box 29085
 Phoenix, AZ 85038-9085

The department cannot accept checks or money orders in foreign currency. You must make payment in U.S. dollars.

Electronic payment from your checking or savings account

NOTE: *You may not make an electronic payment from your checking or savings account if the payment will ultimately be coming from a foreign account. In this case, you must pay by check or money order.*

You can pay your 2015 estimated tax with an electronic payment from your checking or savings account. There is no fee to use this method. To make an electronic payment, go to www.AZTaxes.gov and click on the “Make a Payment” link.

The “E-Check” option in the “Payment Method” drop-down box will debit the amount from the checking or savings account that you specify. If you make an electronic payment from your checking or savings account, you will receive a confirmation number. **Please keep this confirmation number as proof of payment.**

NOTE: *If you are paying by electronic check, do not use Form 140ES. We will apply your estimated tax payment to your account. You must claim the estimated payment on your original return when you file.*

Credit card payment

You can pay your 2015 estimated tax through a third-party service provider using your Visa, MasterCard, Discover, or American Express credit card. Go to www.AZTaxes.gov, click on the “Make a Payment” link and choose the credit card option.

This will take you to a third party vendor site (provider). The provider will charge you a convenience fee based on the amount of your tax payment. If you complete the credit card transaction, you will receive a confirmation number. **Please keep this confirmation number as proof of payment.**

Record of Estimated Income Tax Payments		
	Date Made	Amount
Amount of 2014 overpayment applied to 2015 estimated tax		.00
Payment 1		.00
Payment 2		.00
Payment 3		.00
Payment 4		.00
Total:		.00

NOTE: *If you are paying by credit card, do not use Form 140ES. We will apply your estimated tax payment to your account. You must claim the estimated payment on your original return when you file.*

THIS PAGE INTENTIONALLY LEFT BLANK

DO NOT STAPLE ANY ITEMS TO THE CLAIM.

Arizona Form 140ET

Credit for Increased Excise Taxes

FOR CALENDAR YEAR 2014

95 [] Check box 95 if amending credit for tax year 2014

Form fields for personal information: 1 Your First Name and Middle Initial, Last Name, Your Social Security Number, Spouse's First Name and Middle Initial, Last Name, Spouse's Social Security No., 2 Current Home Address, Apt. No., Daytime Phone, 3 City, Town or Post Office, State, ZIP Code.

FILING STATUS (check the appropriate box):

- 4 [] Married filing joint claim
5 [] Head of household: Enter name of qualifying child or dependent on next line:
6 [] Married filing separate claim: Enter spouse's name and Social Security Number above.
7 [] Single

REVENUE USE ONLY. DO NOT MARK IN THIS AREA. 88

81 PM 80 RCVD

8 I have read "Who Can File Form 140ET" on page 2, and I certify that I qualify to claim this credit on this form ... 8 [] YES [] NO

9 List dependents (see instructions on page 2). If married filing a joint claim, you may list up to 2 dependents; all others may list up to 3.

Table with 3 columns: FIRST NAME, LAST NAME, SOCIAL SECURITY NUMBER. Rows 9A1, 9A2, 9A3.

10 Total number of dependents entered on lines 9A1 through 9A3 ... 10
11 If you checked box 4, enter the number "2" here. If you checked box 5, 6, or 7, enter the number "1" here ... 11
12 Add the amount on line 10 and line 11. Enter the total ... 12
13 Multiply the amount on line 12 by \$25. Enter the result ... 13
14 Enter the smaller of line 13 or \$100.00 ... 14

Direct Deposit of Refund: Check box 14A if your deposit will be ultimately placed in a foreign account; see instructions. 14A []

98 ROUTING NUMBER ACCOUNT NUMBER C [] Checking or S [] Savings

If this is your first claim for 2014, STOP HERE, AND GO TO THE SIGNATURE BOX BELOW. If this is an amended claim, complete lines 15 through 17, and check box 95 at the top of the form.

AMENDED

15 Enter the amount from line 5 of the worksheet on page 3 of the instructions ... 15
16 Additional refund: If line 14 is larger than line 15, subtract line 15 from line 14 ... 16
17 Amount to pay: If line 14 is less than line 15, subtract line 14 from line 15. Make check payable to Arizona Department of Revenue; write your SSN on payment, and include with your Form 140ET ... 17

PLEASE SIGN HERE

I have read this claim and any documents with it. Under penalties of perjury, I declare that to the best of my knowledge and belief, they are true, correct and complete. Declaration of preparer (other than taxpayer) is based on all information of which preparer has any knowledge.

YOUR SIGNATURE DATE OCCUPATION

SPOUSE'S SIGNATURE DATE SPOUSE'S OCCUPATION

PAID PREPARER'S SIGNATURE DATE FIRM'S NAME (PAID PREPARER'S, IF SELF-EMPLOYED)

PAID PREPARER'S STREET ADDRESS PAID PREPARER'S TIN

PAID PREPARER'S CITY STATE ZIP CODE PAID PREPARER'S PHONE NUMBER

Who Can File Form 140ET?

Even if you qualify to claim a credit for increased excise taxes, **do not file form 140ET if either** of the following applies:

- You are filing a 2014 income tax return using Form 140, Form 140A, Form 140EZ, or Form 140PY. You may claim this credit on those tax forms. To figure your credit, complete the worksheet included in the instructions for those tax forms.
- You are filing Form 140PTC. You may claim the credit for increased excise taxes on Form 140PTC. To figure your credit, see the instructions for Form 140PTC, Part 2.

If you qualify to claim a credit for increased excise taxes, **file Form 140ET only if all** of the following are true.

	TRUE	FALSE
(a) You are not required to file a 2014 income tax return and you do not qualify for the property tax credit on Form 140PTC for tax year 2014.....	<input type="checkbox"/>	<input type="checkbox"/>
(b) You were an Arizona resident during 2014.....	<input type="checkbox"/>	<input type="checkbox"/>
(c) You are not claimed as a dependent by any other taxpayer for the tax year 2014	<input type="checkbox"/>	<input type="checkbox"/>
(d) You were not sentenced for at least 60 days of 2014 to a county, state, or federal prison.....	<input type="checkbox"/>	<input type="checkbox"/>
(e) Your federal adjusted gross income is:	<input type="checkbox"/>	<input type="checkbox"/>
• \$25,000 or less if you are married filing a joint claim		
• \$12,500 or less if single		
• \$25,000 or less if you are filing as head of household		
• \$12,500 or less if married filing a separate claim		

If **all** of the items (a) through (e) above are **true**, you may claim this credit using Form 140ET. Complete Form 140ET to figure your credit.

2014 Credit for Increased Excise Taxes

Phone Numbers

For information or help, call one of the numbers listed:

Phoenix (602) 255-3381
From area codes 520 and 928, toll-free (800) 352-4090

Tax forms, instructions, and other tax information

If you need tax forms, instructions, and other tax information, go to the department's website at www.azdor.gov.

Income Tax Procedures and Rulings

These instructions may refer to the department's income tax procedures and rulings for more information. To view or print these, go to our website and click on *Legal Research* then click on *Procedures* or *Rulings* and select a tax type from the drop down menu.

Publications and Brochures

To view or print the department's publications and brochures, go to our website and click on *Publications*.

Who Can Use Form 140ET?

NOTE: Do not file Form 140ET if you are filing an income tax return using Arizona Form 140, Form 140A, Form 140EZ, or Form 140PY. You may claim this credit on those forms by completing the worksheet in the instructions for those forms.

File Form 140ET only if you meet the following.

1. You are not required to file an income tax return and you do not qualify for the property tax credit on Arizona Form 140PTC.
2. You were an Arizona resident during 2014.
3. You are not claimed as a dependent by any other taxpayer.
4. You were not sentenced for at least 60 days of 2014 to a county, state, or federal prison.
5. Your federal adjusted gross income is:
 - \$25,000 or less if you are married filing a joint claim;
 - \$25,000 or less if you are filing as head of household;
 - \$12,500 or less if single;
 - \$12,500 or less if married filing a separate claim.

Your federal adjusted gross income is income that you must report on your federal income tax return less adjustments to income allowed on the federal income tax return. If you are not sure if your federal adjusted gross income meets the limit, you may want to complete a federal income tax return.

If you meet **all** of 1 through 5 above, you may claim a credit for increased excise taxes paid using Form 140ET. Complete Form 140ET to figure your credit.

NOTE: The credit cannot exceed \$100 per household. Do not file Form 140ET if someone else in your household has already claimed \$100 of the credit. If someone else in your household has filed Form 140ET claiming less than \$100, you may file Form 140ET. The total of all credit claims filed from your household cannot be more than \$100.

How do I Know if I Must File an Income Tax Return?

You must file an Arizona income tax return if:

- Your gross income is \$15,000 or more. Figure your gross income the same as you would figure your gross income for federal income tax purposes.
- Your Arizona adjusted gross income is \$11,000 or more if married filing a joint return.
- Your Arizona adjusted gross income is \$5,500 or more if single, head of household or married filing a separate return.

Your Arizona adjusted gross income is your federal adjusted gross income modified by additions and subtractions allowed under Arizona law. If you are not sure if your Arizona adjusted gross income meets this limit, you may want to complete an Arizona income tax return.

How do I Know if I Qualify for the Property Tax Credit?

You may claim the property tax credit using Arizona Form 140PTC if you meet **all** the following.

- You were either 65 or older in 2014 or, if under age 65, you were receiving SSI Title 16 income from the Social Security Administration.
- You were an Arizona resident for the full year in 2014.
- You paid property tax on your Arizona home in 2014. You paid rent on taxable property for the entire year or you did a combination of both.
- If you lived alone, your total household income was under \$3,751. If you lived with others, the total household income was under \$5,501. To see what income is included in household income, see the Form 140PTC instructions.

Do not file Form 140ET if you are filing Form 140PTC. You may claim this credit on Form 140PTC.

When Should I File?

You should file this form by April 15, 2015. You may request an extension using Form 204.

What if a Claimant Died?

If a claimant died before filing a claim for 2014, the taxpayer's spouse or personal representative may file and sign a Form 140ET for that person. A personal representative can be an executor, administrator, or anyone who is in charge of the deceased taxpayer's property.

Enter the word "deceased" after the decedent's name in the address section of the form. Also enter the date of death after the decedent's name.

You must also complete Arizona **Form 131, Claim for Refund on Behalf of Deceased Taxpayer**. Place this form on top of Form 140ET.

How do I Amend a Claim?

For 2014, if you need to make changes to your claim once you have filed, you should file a corrected Form 140ET. Be sure to check box 95 at the top of the amended claim form.

General Instructions

Taxpayer Identification Number

Make sure that you enter your SSN on your claim form. Make sure that all SSNs are clear and correct. You may be subject to a penalty if you fail to include your SSN. It will take longer to process **your claim form if SSNs are missing, incorrect, or unclear.**

If you are filing a joint claim, enter your SSNs in the same order as your names. If your name appears first on Form 140ET, make sure your SSN is the first number listed.

ID Numbers for Paid Preparers

If you pay someone else to prepare your claim form, that person must also include an ID number where asked. A paid preparer may use any of the following.

- his or her PTIN
- his or her SSN
- the EIN for the business

A paid preparer who fails to include the proper numbers may be subject to a penalty.

Line-by-Line Instructions

Line 1 -

Type or print your name in black ink. Include your first name, middle initial and last name. Enter your SSN in the space provided. If a joint claim, also enter your spouse's name and SSN.

Line 2 -

Print or type your current address. Include your house or building number and street or rural route. Include your apartment number if you live in an apartment. Include your mobile home lot number if you live in a mobile home.

Line 3 -

Print or type the name of your city, town, or post office. Also include your state and zip code.

Filing Status Lines (Boxes) 4 through 7 -

Use this section to determine your filing status. Check the correct box (4 through 7) on the Form 140ET.

Box 4 - Married Filing Joint Claim

You may file a joint claim if you were married as of December 31, 2014. You may also file a joint claim if your spouse died in 2014 and you did not remarry in 2014.

Box 5 - Head of Household

You may use the head of household status, only if one of the following applies.

- You qualify to file as head of household for federal income tax purposes.
- You qualify to file as a qualifying widow or widower for federal income tax purposes.

For federal income tax purposes, you may be able to file as head of household if you meet all of the following requirements.

1. You are unmarried or considered unmarried on the last day of the year.

2. You paid more than half the cost of keeping up a home for the year.
3. A qualifying person must live with you in the home for more than half the year (except for temporary absences, such as school).

To find out more about being a head of household or a qualifying widow or widower, see federal publication 501.

Box 6 - Married Filing Separate Claim

You may use this filing status if married as of December 31, 2014, and you elect to file a separate claim.

If you are filing a separate claim, check box 6 and enter your spouse's name and SSN on the second box 1.

Box 7 - Single

File a single claim if you were single on December 31, 2014. You are single if any of the following apply to you.

- You have never been married.
- You are legally separated under a decree of divorce or of separate maintenance.
- You were widowed before January 1, 2014, and you did not remarry in 2014, and you do not qualify to file as a qualifying widow or widower with dependent children for federal income tax purposes.

Line 8 -

Read the information on page 2, under the heading "Who Can Use Form 140ET?" and answer the question on page 1, line 8.

Line 9 - Dependents

You may claim this credit for dependents that are residents of Arizona. You cannot claim this credit for a dependent that is an Arizona nonresident. List only those people that qualify as your dependent for federal income tax purposes. **Do not list any dependent that is not an Arizona resident.**

On lines 9A1 through 9A3, enter each dependent's name and SSN.

For federal income tax purposes, a dependent is either a qualifying child or a qualifying relative. A qualifying child or relative must be a U.S. citizen or resident alien, or a resident of Canada or Mexico. There is an exception for certain adopted children.

To claim a **qualifying child** as a dependent for federal purposes, you must meet the following 5 tests:

1. **Relationship test.** The child must be your son, daughter, stepchild, foster child, brother, sister, half brother, half sister, stepbrother, stepsister, or a descendant of any of them.
2. **Age test.** The child must be under age 19 at the end of the year and younger than you, or under age 24 at the end of 2014 if a full-time student (and younger than you), or any age if permanently and totally disabled.
3. **Domicile test.** The child must live with you for more than half of the year. Temporary absences for special circumstances, such as for school, vacation, medical care, military service, or detention in a juvenile facility count as time lived at home.
4. **Support test.** The child must not have provided over half of his or her own support during the year.
5. **Joint Return Test.** If the child is married, the child is not filing a joint federal return for the year, unless that joint return is filed only as a claim for refund.

To claim a **qualifying relative** as a dependent for federal purposes, you must meet the following 4 tests:

1. **Relationship Test.** The person must be either your relative or have lived in your home as a member of your household all year. The person cannot be a qualifying child.
2. **Joint Return Test.** If the person is married, he or she cannot file a joint federal return. But the person can file a joint federal return if the return is filed only as a claim for refund.
3. **Income Test.** The person's gross income must be less than \$3,950.
4. **Support Test.** You must have provided over half of the person's total support in 2014.

To learn more about who may be a dependent, see federal Publication 501.

Lines 10 through 14 -

Complete lines 10 through 14 as instructed on the form.

Direct Deposit of Refund

Complete the direct deposit line if you want us to directly deposit the amount shown on line 14 into your account at a bank or other financial institution (such as a mutual fund, brokerage firm or credit union) instead of sending you a check.

NOTE: Check box 14A if the direct deposit will ultimately be placed in a foreign account. If you check box 14A, do not enter your routing or account numbers. If this box is checked, we will not direct deposit your refund. We will send you a check instead.

Why Use Direct Deposit?

- You get your refund fast!
- Payment is more secure, there is no check to get lost.
- More convenient. No trip to the bank to deposit your check.
- Saves tax dollars. A refund by direct deposit costs less to process than a check.

NOTE: We are not responsible for a lost refund if you enter the wrong account information. Check with your financial institution to get the correct routing and account numbers and to make sure your direct deposit will be accepted.

Routing Number

MAKE SURE YOU ENTER THE CORRECT ROUTING NUMBER.

The routing number must be nine digits. The first 2 digits must be 01 through 12 or 21 through 32. Otherwise, the direct deposit will be rejected and a check sent instead. On the sample check, the routing number is 250250025.

Your check may state that it is payable through a financial institution different from the one at which you have your checking account. If so, **do not** use the routing number on that check. Instead, contact your financial institution for the correct routing number to enter here.

Account Number

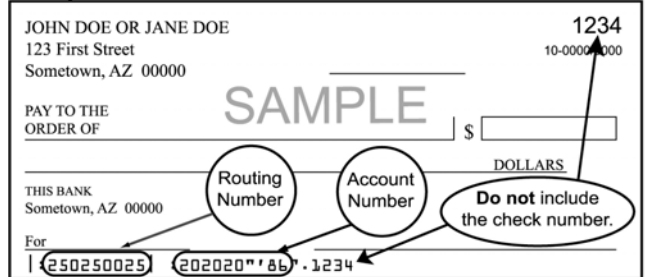
MAKE SURE YOU ENTER THE CORRECT ACCOUNT NUMBER.

The account number can be up to 17 characters (both numbers and letters). **DO NOT** include hyphens, spaces or special

symbols. Enter the number from left to right and leave any unused boxes blank. On the sample check, the account number is 20202086. Be sure **not** to include the check number.

NOTE: If the direct deposit is rejected, a check will be sent instead.

Sample Check



Note: The routing and account numbers may be in different places on your check.

Instructions for Amending

Use this form to correct your credit if Form 140ET is the only form that you have filed.

If amending, check box 95 on the top of Form 140ET. Use the following lines to correct an already filed 2014 Form 140ET.

Line 15 -

Use the following worksheet to figure the amount to enter on this line.

1. Enter the total credit you received from your original 2014 Form 140ET.	\$
2. If this is not your first amended claim, enter any additional credit received from previously filed amended 2014 Form 140ET claims.	\$
3. Add lines 1 and 2. Enter the total.	\$
4. If this is not your first amended claim, enter any amount of credit you repaid with previously filed amended 2014 Form 140ET claims.	\$
5. Subtract line 4 from line 3. Enter the difference here and on Form 140ET, line 15.	\$

Line 16 -

If line 14 is larger than line 15, subtract line 15 from line 14. Enter the difference.

This is the amount of additional credit you will receive as a refund if you owe no other taxes.

Line 17 -

If line 14 is less than line 15, subtract line 14 from line 15. Enter the difference. This is the amount of the credit that you must repay to the state.

- Make checks payable to: Arizona Department of Revenue.
- Write your SSN and tax year on the check.
- Include your check with Form 140ET.

Before Filing

- **DO NOT *STAPLE* YOUR RETURN. DO NOT STAPLE ANY DOCUMENTS, SCHEDULES OR PAYMENT TO YOUR RETURN.**
- Check to make sure that your math is correct.
- Sign your claim in the space provided on the bottom of the form.
- If amending a claim for a year before 2014, call one of the numbers listed on page 1 of these instructions.

How to File Form 140ET

Mail the completed Form 140ET to:
Arizona Department of Revenue
P.O. Box 52138
Phoenix, AZ 85072-2138

DO NOT STAPLE ANY ITEMS TO THE CLAIM.

You must file this form, or AZ Form 204, by April 15, 2015.

82F [] Check box 82F if filing under extension

95 [] Check box 95 if amending claim for tax year 2014

Personal information section including fields for names, addresses, phone numbers, and date of birth.

Enter your SSN(s)

REVENUE USE ONLY. DO NOT MARK IN THIS AREA.

QUALIFICATIONS FOR CREDIT (Check the boxes that apply):

- 4 On December 31, 2014, were you renting or did you own? If you own a mobile home but rent the space, check "Rent"
5 Were you an Arizona resident for all of 2014?
6 Did you pay property taxes on your home, pay rent, or pay a combination of both in 2014?
7 Is this the only Property Tax Refund being claimed in your household?
8 Were you age 65 or older in 2014?
9 Did you receive Title 16, SSI payments in 2014?

81 PM 80 RCVD

INCOME

10 Total Household Income: Enter the amount from page 2, Part 1, line J, column 4

CREDIT

- 11 a If you lived alone, enter the amount of credit from page 2, Part 1, Schedule 1, and check the box
b If you lived with your spouse or one or more other persons, enter the amount of credit from page 2, Part 1, Schedule 2, and check the box
12 If you owned your property, enter property taxes actually paid during 2014.
13 If you rented, enter property taxes paid by your landlord on your portion of rents.
14 Total property taxes paid in 2014.
15 Amount of Property Tax Credit: Enter the smaller of line 11 or line 14.

16 If you have been claimed as a dependent on anyone else's tax return, complete the following:

Name Of Taxpayer Who Claimed You Social Security Number Address

If you are not claimed as a dependent on anyone else's tax return, turn the form over and complete Part 2. If someone else claims you as a dependent, skip lines 17 and 18, and complete line 19.

- 17 Credit for increased excise taxes from Form 140PTC, page 2, Part 2, line 6
18 Enter the number from page 2, Part 2, line 2, here
19 Total Credit: Add lines 15 and 17, and enter the total.

Direct Deposit of Refund: Check box 19A if your deposit will be ultimately placed in a foreign account; see instructions. 19A [] ROUTING NUMBER ACCOUNT NUMBER C [] Checking or S [] Savings

If this is your first claim for 2014, STOP HERE AND GO TO THE SIGNATURE BOX ON PAGE 2. If this is an amended claim, complete lines 20 through 22, and check the box at the top of the form.

AMENDED

- 20 Enter the amount from line 5 of the worksheet on page 6 of the instructions
21 Additional refund: If line 19 is larger than line 20, subtract line 20 from line 19
22 Amount to pay: If line 19 is less than line 20, subtract line 19 from line 20. Make check payable to Arizona Department of Revenue; write your SSN on payment, and include your payment with Form 140PTC

Continued on page 2

Your Name (as shown on page 1) _____ Your Social Security Number _____

Part 1 Schedule of Household Income		(1) YOU	(2) YOUR SPOUSE	(3) OTHER PERSONS	(4) TOTAL (1+2+3)
A	Salaries, wages, tips, etc., received in 2014.....				
B	Dividend and interest income received in 2014				
C	Business and farm income.....				
D	Gain or loss from sale or exchange of property				
E	Pension and annuity income. Include Arizona state and local retirement benefits, civil service, and military retirement. Do not include social security or railroad retirement benefits				
F	Rent and royalty income				
G	S corporation, partnership, estate, and trust income				
H	Alimony				
I	Other Income: Specify source on separate sheet.....				
J	Total household income: Add lines A through I in column (4). Enter here and on the front of this form, line 10				

Use the amount on line J, column 4, to compute your credit from the proper schedule below.

2014 Schedule 1 If you live alone, use this Schedule.				2014 Schedule 2 If you live with your spouse or another person, use this Schedule.			
Household Income	Tax Credit	Household Income	Tax Credit	Household Income	Tax Credit	Household Income	Tax Credit
\$ 0 - 1,750	\$502	\$ 2,751 - 2,850	\$256	\$ 0 - 2,500	\$502	\$ 4,001 - 4,150	\$256
1,751 - 1,850	479	2,851 - 2,950	234	2,501 - 2,650	479	4,151 - 4,300	234
1,851 - 1,950	457	2,951 - 3,050	212	2,651 - 2,800	457	4,301 - 4,450	212
1,951 - 2,050	435	3,051 - 3,150	189	2,801 - 2,950	435	4,451 - 4,600	189
2,051 - 2,150	412	3,151 - 3,250	167	2,951 - 3,100	412	4,601 - 4,750	167
2,151 - 2,250	390	3,251 - 3,350	145	3,101 - 3,250	390	4,751 - 4,900	145
2,251 - 2,350	368	3,351 - 3,450	123	3,251 - 3,400	368	4,901 - 5,050	123
2,351 - 2,450	345	3,451 - 3,550	100	3,401 - 3,550	345	5,051 - 5,200	100
2,451 - 2,550	323	3,551 - 3,650	78	3,551 - 3,700	323	5,201 - 5,350	78
2,551 - 2,650	301	3,651 - 3,750	56	3,701 - 3,850	301	5,351 - 5,500	56
2,651 - 2,750	279	3,751 and up	0	3,851 - 4,000	279	5,501 and up	0

Enter the amount of credit on the front of this form, line 11.

Part 2 Credit for Increased Excise Taxes

Do not complete Part 2 if you completed line 16 on page 1 of Form 140PTC. Do not complete Part 2 if you were sentenced for at least 60 days of 2014 to a county, state, or federal prison.

1 List dependents. See page 4 of the instructions.

FIRST AND LAST NAME	SOCIAL SECURITY NO.	RELATIONSHIP	NO. OF MONTHS LIVED IN YOUR HOME IN 2014
1a _____			
1b _____			
1c _____			

2 Enter total number of dependents listed on lines 1a through 1c **2** _____

3 If you are married filing a joint claim, enter the number "2" here. Otherwise, enter the number "1" **3** _____

4 Add the amount on line 2 and line 3, and enter the total **4** _____

5 Multiply the amount on line 4 by \$25, and enter the result **5** _____ **00**

6 Enter the smaller of line 5 or \$100. Also, enter this amount on Form 140PTC, page 1, line 17. **6** _____ **00**

I have read this return and any documents with it. Under penalties of perjury, I declare that to the best of my knowledge and belief, they are true, correct and complete. Declaration of preparer (other than taxpayer) is based on all information of which preparer has any knowledge.

PLEASE SIGN HERE

YOUR SIGNATURE _____ DATE _____ OCCUPATION _____

SPOUSE'S SIGNATURE _____ DATE _____ SPOUSE'S OCCUPATION _____

PAID PREPARER'S SIGNATURE _____ DATE _____ FIRM'S NAME (PREPARER'S IF SELF-EMPLOYED) _____

PAID PREPARER'S STREET ADDRESS _____ PAID PREPARER'S TIN _____

PAID PREPARER'S CITY _____ STATE _____ ZIP CODE _____ () _____

PAID PREPARER'S PHONE NUMBER _____

Mail to Arizona Department of Revenue, PO Box 52138, Phoenix, AZ, 85072-2138

2014 Property Tax Refund (Credit) Claim

NOTICE: *If you are age 70 or over and meet certain tests, you may be able to defer the payment of your property taxes on your home. You should contact your county assessor for details. If you defer your property taxes, you cannot claim the property tax credit for those taxes.*

Phone Numbers

For information or help, call one of the numbers listed:

Phoenix (602) 255-3381
From area codes 520 and 928, toll-free (800) 352-4090

Tax forms, instructions, and other tax information

If you need tax forms, instructions, and other tax information, go to the department's website at www.azdor.gov.

Income Tax Procedures and Rulings

These instructions may refer to the department's income tax procedures and rulings for more information. To view or print these, go to our website and click on *Legal Research* then click on *Procedures* or *Rulings* and select a tax type from the drop down menu.

Publications and Brochures

To view or print the department's publications and brochures, go to our website and click on *Publications*.

Purpose of Form

Use Arizona Form 140PTC to file an original claim for the property tax credit. If you are claiming the property tax credit, you may also use Form 140PTC to claim a credit for increased excise taxes.

Also, use Form 140PTC to amend a 2014 Form 140PTC. If amending, check box 95 on the top of the form.

Who Can Use Form 140PTC?

File Form 140PTC only if you meet the following.

1. You were a resident of Arizona for the whole year. (From January 1, 2014 to December 31, 2014.)
2. You were either 65 or older by December 31, 2014, or if you were under age 65, you were receiving Title 16 Supplemental Security Income (SSI) payments during 2014. (You must meet only one of these requirements.)
3. Your total household income was less than \$3,751 if you lived alone. If others lived with you, your total household income was less than \$5,501.
4. You paid property taxes or rent on your main home in Arizona during 2014. You may also have paid both property taxes and rent for the whole year of 2014. If you only paid rent during 2014, you must have rented for the whole year. You also meet this requirement if one of the following applies.
 - You were a resident of a nursing home in Arizona. The nursing home was subject to and paid property taxes. You used your social security or other personal funds to pay the nursing home.
 - You were a shareholder of a cooperative corporation in Arizona. The unit that you lived in was your main home during 2014.
 - You were a member of a condominium association in Arizona. Your unit was your main home during 2014.

If you meet **all** of 1 through 4, you may claim a refund of Arizona property taxes. Complete Form 140PTC to figure your credit.

When Should I File?

Form 140PTC is due by April 15, 2015. File your claim as soon as you can after January 1, but no later than April 15, 2015. **We will disallow your credit if you do not file by April 15, 2015.**

What if I Cannot File on Time?

You may ask for an extension if you know you will not be able to file on time. We can grant an extension for up to six (6) months.

To apply for an extension, file Arizona Form 204. You must file Form 204 by April 15. See Form 204 for details. If you are filing Form 140PTC under an extension, make sure that you check box **82F** on page 1 of the return.

We cannot allow your credit if the U.S. Post Office does not postmark your request by April 15, 2015. You may also use certain private delivery services designated by the Internal Revenue Service (IRS) to meet the "timely mailing as timely filed" rule.

What Must I Include When I File?

When you file a PTC claim, you must include certain documents with your claim. Include all required documents after page 2 of Form 140PTC. If you do not include the required documents with your PTC claim, the department will disallow your claim. To find out what you must include, look at the following list. Find the heading(s) that applies to you.

Title 16 Supplemental Security Income (SSI) Recipient

When you file your PTC claim, **you must include** a statement from the Social Security Administration (SSA).

Include this statement with your claim. This statement must show all of the following.

1. Your name and address
2. Your SSN
3. The payments you received or are due to receive are Title 16 SSI payments
4. The period for which you received or are due to receive Title 16 SSI payment.
5. The date the SSA issued the statement

Homeowner

When you file your PTC claim, **you must include** a copy of a statement showing your property taxes that you **paid in 2014**. Include this statement with your claim. This statement may be one of the following.

1. A copy of your property tax statement from your mortgage company.
2. A copy of your paid receipt from your county treasurer.
3. Your property tax bill with copies of both the fronts and backs of your canceled checks that were cashed in 2014.

Renter

When you file your PTC claim, **you must include** a completed Arizona Form 201, *Renter's Certificate of Property Taxes Paid*. Include this statement with your claim. You must get Form 201 from your landlord. You must fill out lines 13 through 15 unless they already contain the correct information. Your landlord must complete and sign the Form 201. The AZ Form 201 provides your proof of property taxes paid from your rent.

If you own a mobile home but rent the space, complete the Form 140PTC as a renter. Include a completed Form 201 **and** a statement showing your property taxes you paid in 2014. See the "homeowner" instructions to find out what kind of property tax statement you should include.

Nursing Home Resident

When you file your PTC claim, **you must include** a completed Arizona Form 201. Include Form 201 with your claim.

You must get Arizona Form 201 from your nursing home administrator. Your nursing home administrator must complete and sign the Form 201. The nursing home will let you know how much of the amount paid to the nursing home is allocable to rent.

Shareholder of a Cooperative Corporation

When you file your PTC claim, **you must include** a statement that shows your share of the assessed property taxes. Include this statement with your claim. You must get this statement from the cooperative corporation. You must also include one of the following.

1. A copy of a statement from the mortgage company showing the corporation's total property tax.
2. A copy of the corporation's tax bill stamped "paid."

Member of a Condominium Association

When you file your PTC claim, **you must include** a statement that shows your share of the assessed property taxes. Include this statement with your claim. You must get this statement from the condominium association. You must also include one of the following.

1. A copy of a statement from the mortgage company showing the association's total property tax.
2. A copy of the association's tax bill stamped "paid."

What if a Claimant Died?

If a claimant died before filing a return for 2014, the taxpayer's spouse or personal representative may file and sign a Form 140PTC for that person.

Enter the word "deceased" after the decedent's name in the address section of the form. Also enter the date of death after the decedent's name.

How do I Claim a Refund for a Deceased Claimant?

If you are claiming a refund, you must complete Arizona **Form 131, Claim for Refund on Behalf of Deceased Taxpayer**. Include this form with the PTC claim.

General Instructions

Taxpayer Identification Number

Make sure that you enter your SSN on your claim. Make sure that all SSNs are clear and correct. You may be subject to a penalty if you fail to include your SSN. It will take longer to process your return if SSNs are missing, incorrect, or unclear.

If you are filing a joint claim, enter your SSNs in the same order as your names. If your name appears first on Form 140PTC, make sure your SSN is the first number listed.

ID Numbers for Paid Preparers

If you pay someone else to prepare your return, that person must also include an ID number where asked.

A paid preparer may use any of the following.

- his or her PTIN
- his or her SSN
- the employer identification number for the business

A paid preparer who fails to include the proper numbers may be subject to a penalty.

Line-by-Line Instructions

Line 1 -

Type or print your name in black ink. Include your first name, middle initial and last name. Enter your SSN in the space provided. If filing a joint claim, include your spouse's name and SSN.

Line 2 -

Print or type your current address. Include your house or building number and street or rural route. Include your apartment number if you live in an apartment. Include your mobile home lot number if you live in a mobile home.

Make sure you include your daytime phone number.

Line 3 -

Print or type the name of your city, town, or post office. Also include your state and ZIP CODE.

Enter your date of birth in the space provided.

Line 4 -

Check the box marked "Own" if one of the following applies.

1. You owned your home on December 31, 2014. You paid property tax during 2014.
2. You were a member of a condominium association.
3. You were a shareholder of a cooperative corporation.

Check the box marked "Rent" if one of the following applies.

1. You were renting a home.
2. You were renting an apartment.
3. You were renting a mobile home lot.
4. You were a nursing home resident.

Line 5 -

Check "Yes" if you were a resident of Arizona for the whole year, (from January 1, 2014, to December 31, 2014.) To qualify for the property tax credit, you must have lived in Arizona for the whole year.

Line 6 -

Check "Yes" if one of the following applies.

1. You **paid** property taxes on your main home in Arizona during 2014.
2. You **paid** rent on your main home in Arizona for all of 2014.
3. You **paid** both rent and property taxes on your main home in Arizona for all of 2014.
4. You were a resident of a nursing home in Arizona. That nursing home was subject to and paid property taxes. You used your social security or other personal funds to pay the nursing home.
5. You were a shareholder of a cooperative corporation in Arizona. The unit that you lived in was your main home during 2014.
6. You were a member of a condominium association in Arizona. Your unit was your main home during 2014.

Line 7 -

Check "Yes" if this is the only PTC being claimed in your household.

NOTE: *Arizona law allows only one 140PTC claimant per household per year. If someone else in your household has already filed a 140PTC claim for 2014, do not file this claim. If you have already filed a claim for 2014, do not file another Form 140PTC for 2014, unless you are amending your original claim for 2014.*

To qualify for the tax credit, your answers to questions 5 through 7 must be "Yes."

Line 8 -

Check "Yes" if you were 65 or older on December 31, 2014. (You must enter your date of birth under line 3, in Box 79.)

Line 9 -

Check "Yes" if you received Title 16 SSI payments in 2014.

NOTE: *This is not the normal social security disability. This is for people with limited incomes who are either blind, disabled, or over age 65.*

To qualify for the tax credit you must have answered "Yes" to either question 8 or 9.

Page 2, Part 1, Schedule of Household Income

Turn the form over and complete the "Schedule of Household Income" under Part 1.

You must list all income that you, your spouse, and any other member of your household received or earned in 2014.

Anyone who lives in the same dwelling unit as you is a member of your household. Enter the total for each line in column (4).

You must figure the income for each household member.

Household income is the total of each household member's income. Enter your income in column (1). If your spouse lived with you, enter your spouse's income in column (2). If you lived with another person, enter that person's income in column (3). If you lived with more than one other person, fill out a separate schedule for each other person.

In the proper column list all income, except as noted below.

Do not include income from the following.

- Social security benefits
- Railroad Retirement benefits
- Workers' Compensation "Loss of Time" insurance payments
- Arizona unemployment insurance payments
- Veteran's disability pensions
- Welfare payments, surplus food, or other relief provided by a governmental agency
- Gifts from non-governmental sources
- Arizona Form 140PTC refunds received last year

To find out more about household income and adjusted gross income for this credit, see the department's tax ruling ITR 12-1.

Line A -

Enter the salaries, wages, tips, commissions, or bonuses etc., received by each member of the household in 2014.

Line B -

Enter all dividend and interest income. Enter all amounts received by each member of the household in 2014. You must include interest income that Arizona does not tax. Interest income that you must enter here includes the following.

- Interest income from federal obligations (U.S. government interest)
- Interest income from Arizona municipalities

Line C -

Enter all of the business and farm income. Enter all business and farm income for each member of the household. If you had a business or farm loss, see the department's Individual Income Tax Ruling, ITR 12-1, for more information.

Line D -

For each member of the household combine gains and losses from the sale or exchange of property. If the result is a gain, enter the gain. If the result is a loss, enter only up to a maximum of (\$1,500).

When figuring household income, the maximum net loss of \$1,500 is applicable to *each* household member who had capital gains and losses during the year when the net result for that person resulted in a loss.

Line E -

Enter the income that each member of the household received from pensions and annuities in 2014. You should **not** include income from the following:

- Social security benefits
- Railroad Retirement benefits
- Veteran's disability pensions

You must include income from **all** other pensions and annuities. Pension income that you must enter here includes the following.

- All retirement payments from the federal government, except those listed above
- All retirement payments from the State of Arizona
- All retirement payments from any local government (including police and school districts)
- Any IRA distributions

Line F -

Enter all rent and royalty income received by each member of the household in 2014.

Line G -

Enter all S corporation, partnership, estate, and trust income received by each member of the household in 2014.

Line H -

Enter all alimony received by each member of the household in 2014.

Line I -

Enter any other income that each member of the household received in 2014. Include a schedule listing the source of the income for all amounts listed. Some examples of income you should enter here are:

- Strike benefits exempt from tax; and
- Unemployment insurance payments from states other than Arizona.

Line J -

Enter the total of column 4, lines A through I, on line J, column 4, and on the front page, line 10.

Now return to the front of the form.

Line 11a -

If you lived alone, place an "X" in box marked 11a "Schedule 1." Look at Schedule 1 under Part 1 on the back of the form. Under "Household Income", find the amount you entered on line 10.

Find the amount shown next to your "Household Income" in the "Tax Credit" column. Enter that amount on line 11.

Line 11b -

If you lived with your spouse or one or more other persons, place an "X" in box marked 11b "Schedule 2." Look at Schedule 2 under Part 1 on the back of the form. Under "Household Income", find the amount you entered on line 10.

Find the amount shown next to your "Household Income" in the "Tax Credit" column. Enter that amount on line 11.

Line 12 - Complete if You Own Your Home

If you owned your home, enter the total amount of property taxes that you **actually** paid in 2014.

If you pay your property taxes in two payments, use only those amounts actually paid in 2014. The following example will show you how to figure these amounts.

Example:

John owns his own home. Every year, John pays his property taxes in two payments. John makes the first payment in October. John makes the second payment in March. To figure how much property tax John paid in 2014, John must look at taxes paid for both 2013 and 2014.	
John's 2013 property taxes were	\$600
John paid 1/2 of his 2013 property taxes on October 1, 2013	\$300
John paid the other 1/2 of his 2013 property taxes on March 1, 2014	\$300
John's 2014 property taxes were	\$700
John paid 1/2 of the 2014 taxes on October 1, 2014	\$350
John paid the other 1/2 of his 2014 property taxes on March 1, 2015	\$350
During 2014, John paid property taxes for both 2013 and 2014. John paid 2013 taxes of \$300 on March 1, 2014. John also paid 2014 taxes of \$350 on October 1, 2014. John would enter \$650 on line 13. This is the amount John actually paid in 2014.	

Line 13 - Complete if You Rented During 2014

If you rented during 2014, enter the amount from Arizona Form 201, Part 3, line 15.

Line 14 -

Add lines 12 and 13.

Line 15 - Property Tax Credit

Enter the smaller of line 11 or line 14.

Line 16 -

Complete line 16 if someone else claimed you as a dependent on his or her tax return. Enter the name, address, and SSN of the person who claimed you as a dependent.

NOTE: *If you complete line 16, do not complete lines 1 through 6 on Page 2, Part 2*

Line 17 -

If you are **not** claimed as a dependent on anyone else's tax return, turn the form over and complete Part 2. If you are claimed as a dependent on someone else's tax return, enter zero "0" here.

Page 2, Part 2, Credit for Increased Excise Taxes

Lines 1 through 6 -

NOTE: *The credit on Part 2, line 6 cannot exceed \$100 per household. Do not claim this credit if someone else in your household has already claimed \$100 of the credit.*

If someone else in your household has claimed less than \$100, you may claim the credit, if eligible, as long as all credit claims filed from your household do not exceed \$100.

NOTE: *If you were sentenced for at least 60 days of 2014 to a county, state or federal prison, you are not eligible to claim the credit for increased excise taxes for 2014. In this case, do not complete Part 2.*

Part 2, Line 1 - Dependents

List your dependents. You may claim this credit for dependents that are residents of Arizona. You cannot claim this credit for a dependent that is an Arizona nonresident. List only those people that qualify as your dependent for federal income tax purposes. Except do not list any dependent that is not an Arizona resident.

Enter the following on line(s) 1a through 1c.

1. The dependent's name.
2. The dependent's SSN.
3. The dependent's relationship to you.
4. The number of months the dependent lived in your home during 2014.

For federal income tax purposes, a dependent is either a qualifying child or a qualifying relative. A qualifying child or relative must be a U.S. citizen or resident alien, or a resident of Canada or Mexico. There is an exception for certain adopted children.

To claim a **qualifying child** as a dependent for federal purposes, you must meet the following 5 tests:

1. **Relationship test.** The child must be your son, daughter, stepchild, foster child, brother, sister, half brother, half sister, stepbrother, stepsister, or a descendant of any of them.
2. **Age test.** The child must be under age 19 at the end of the year and younger than you, or under age 24 at the end of 2014 if a full-time student (and younger than you), or any age if permanently and totally disabled.
3. **Domicile test.** The child must live with you for more than half of the year. Temporary absences for special circumstances, such as for school, vacation, medical care, military service, or detention in a juvenile facility count as time lived at home.
4. **Support test.** The child must not have provided over half of his or her own support during the year.
5. **Joint Return Test.** If the child is married, the child is not filing a joint federal return for the year, unless that joint return is filed only as a claim for refund.

To claim a **qualifying relative** as a dependent for federal purposes, you must meet the following 4 tests:

1. **Relationship Test.** The person must be either your relative or have lived in your home as a member of your household all year. The person cannot be a qualifying child.
2. **Joint Return Test.** If the person is married, he or she cannot file a joint federal return unless the return is filed only as a claim for refund and no tax liability would exist for either spouse if they had filed separate returns.
3. **Income Test.** The person's gross income must be less than \$3,950.
4. **Support Test.** You must have provided over half of the person's total support in 2014.

To learn more about who may be a dependent, see federal publication 501.

Complete Part 2, lines 2 through 6 as instructed on the form. Make sure you enter the amount on Part 2, line 6 on Form 140PTC, page 1, line 17.

Line 18 -

Enter the number from page 2, Part 2, line 2 here.

Line 19 -

Add the amounts on line 15 and line 17. Enter the total. This is your total credit. If you have to file an Arizona Form 140 enter the amount from Form 140PTC, page 1, line 15 on Form 140, page 2, line 56 and enter the amount from Form 140PTC, page 1, line 17 on Form 140, page 2, line 55.

If you have to file an Arizona Form 140A enter the amount from Form 140PTC, page 1, line 15 on Form 140A, page 1, line 27 and enter the amount from Form 140PTC, page 1, line 17 on Form 140A, page 1, line 26.

Direct Deposit of Refund

Complete the direct deposit line if you want us to directly deposit the amount shown on line 19 into your account at a bank or other financial institution (such as a mutual fund, brokerage firm or credit union) instead of sending you a check.

NOTE: Check the box on line 19A if the direct deposit will ultimately be placed in a foreign account. If you check box 19A, do not enter your routing or account numbers.

If this box is checked, we will not direct deposit your refund. We will send you a check instead.

Why Use Direct Deposit?

- You get your refund fast!
- Payment is more secure, there is no check to get lost.
- More convenient. No trip to the bank to deposit your check.
- Saves tax dollars. A refund by direct deposit costs less to process than a check.

NOTE: We are not responsible for a lost refund if you enter the wrong account information. Check with your financial institution to get the correct routing and account numbers and to make sure your direct deposit will be accepted.

Routing Number

MAKE SURE YOU ENTER THE CORRECT ROUTING NUMBER.

The routing number must be nine digits. The first 2 digits must be 01 through 12 or 21 through 32. Otherwise, the direct deposit will be rejected and a check sent instead. On the sample check, the routing number is 250250025.

Your check may state that it is payable through a financial institution different from the one at which you have your checking account.

If so, **do not** use the routing number on that check. Instead, contact your financial institution for the correct routing number to enter here.

Account Number

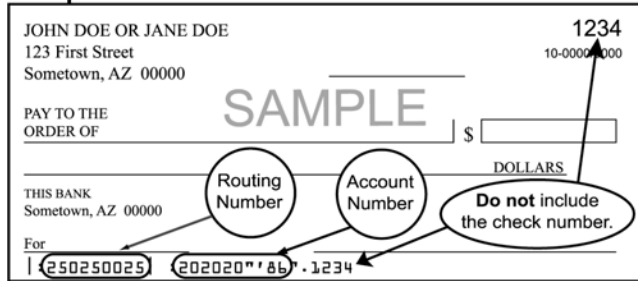
MAKE SURE YOU ENTER THE CORRECT ACCOUNT NUMBER.

The account number can be up to 17 characters (both numbers and letters). **DO NOT** include hyphens, spaces or special symbols. Enter the number from left to right and leave any unused boxes blank.

On the sample check below, the account number is 20202086. Be sure **not** to include the check number.

NOTE: *If the direct deposit is rejected, a check will be sent instead.*

Sample Check



Note: *The routing and account numbers may be in different places on your check.*

Lines 20 through 22 -

Skip lines 20, 21, and 22 if this is your original claim. Complete lines 20, 21 and 22 only if you are amending a 2014 Form 140PTC claim.

Instructions for Amending

Use this form to correct your credit if Form 140PTC is the only form that you have filed. If you filed Form 140 or Form 140A with your 140PTC claim, do not use this form to correct your credit. Instead use Form 140X.

Use the following lines to correct an already filed 2014 Form 140PTC.

Line 20 -

Use the following worksheet to figure the amount to enter on this line.

1. Enter the total credit you received from your original 2014 Form 140PTC.	\$
2. If this is not your first amended claim, enter any additional credit received from previously filed amended 2014 Form 140PTC claims.	\$
3. Add lines 1 and 2. Enter the total.	\$
4. If this is not your first amended claim, enter any amount of credit you repaid with previously filed amended 2014 Form 140PTC claims.	\$
5. Subtract line 4 from line 3. Enter the result here and on Form 140PTC, line 20.	\$

Line 21 -

If line 19 is larger than line 20, subtract line 20 from line 19. Enter the difference.

This is the amount of additional credit you will receive as a refund if you owe no other taxes.

Line 22 -

If line 19 is less than line 20, subtract line 19 from line 20. Enter the difference.

This is the amount of the credit that you must repay to the state.

Make your check payable to: Arizona Department of Revenue. Write your SSN and tax year on the check. Include your check with Form 140PTC.

Before Filing

DO NOT STAPLE YOUR RETURN. DO NOT STAPLE ANY DOCUMENTS, SCHEDULES OR PAYMENT TO YOUR RETURN.

Check to make sure that your math is correct.

Make sure you have included all required documents. Sign your claim in the space provided on page 2 of the form.

If amending a claim for a year before 2014, call the department at one of the phone numbers listed on page 1 of these instructions.

How to File Form 140PTC

If you must file an Arizona income tax return (Form 140 or Form 140A), include the completed Form 140PTC with your return.

If you do not have to file an Arizona income tax return, complete only the Form 140PTC and mail to:

Arizona Department of Revenue
 P O Box 52138
 Phoenix, AZ 85072-2138

DO NOT STAPLE ANY ITEMS TO THE RETURN.

OR FISCAL YEAR BEGINNING MM, DD, 2014 AND ENDING MM, DD, 20YY 66

1 Your First Name and Middle Initial Last Name Your Social Security Number
2 Spouse's First Name and Middle Initial (if box 4 or 6 checked) Last Name Spouse's Social Security No.
3 Current Home Address - number and street, rural route Apt. No. Daytime Phone (with area code) 94
City, Town or Post Office State ZIP Code Last Names Used in Last Four Prior Year(s) (if different)

4 Check a box to indicate both filing and residency status:
5 4 Married filing joint return
6 5 Head of household: Enter name of qualifying child or dependent on next line:
7 6 Married filing separate return: Enter spouse's name and Social Security Number above.
8 7 Single
9 8 Resident
10 9 Nonresident
11 10 Nonresident active military
12 11 Part-year resident
13 12 Part-year resident active military
14 13 Age 65 or over
15 14 Blind
16 15 Dependents
17 16 Qualifying parents or grandparents
88 REVENUE USE ONLY. DO NOT MARK IN THIS AREA.
81 PM 80 RCVD

Table with 3 columns: Line number, Description, Amount. Includes lines 17-49 for Federal adjusted gross income, Arizona taxable income, tax calculations, and refund/amount owed.

Place any required federal and AZ schedules or other documents after Form 140X.

Your Name (as shown on page 1)	Your Social Security Number
--------------------------------	-----------------------------

Complete Part 1 *only* if you are making a change to the number of dependents or qualifying parents or grandparents you are claiming on line 15 or line 16. Even if not making a change, enter the total number you are claiming on page 1, line 15 and line 16. Do not list yourself or your spouse as dependents on line 15.

PART 1: Dependent Exemptions

(Box 15): Dependent Information: Children and other dependents. **For more space, (check) and complete page 3.**

	(a) FIRST AND LAST NAME (Do not list yourself or spouse.)	(b) SOCIAL SECURITY NO.	(c) RELATIONSHIP	(d) NO. OF MONTHS LIVED IN YOUR HOME IN 2014	(e) ✓ if this person did not qualify as a dependent on your federal return	(f) ✓ if you did not claim this person on your federal return due to educational credits	(g) A= Add D= Delete
15a					<input type="checkbox"/>	<input type="checkbox"/>	
15b					<input type="checkbox"/>	<input type="checkbox"/>	
15c					<input type="checkbox"/>	<input type="checkbox"/>	

(Box 16): Qualifying parents and grandparents. See instructions. **For more space, (check) and complete page 3.**

	(a) FIRST AND LAST NAME (Do not list yourself or spouse.)	(b) SOCIAL SECURITY NO.	(c) RELATIONSHIP	(d) NO. OF MONTHS LIVED IN YOUR HOME IN 2014	(e) ✓ if age 65 or over	(f) ✓ if died in 2014	(g) A= Add D= Delete
16a					<input type="checkbox"/>	<input type="checkbox"/>	
16b					<input type="checkbox"/>	<input type="checkbox"/>	

PART 2 (A)

INCOME, DEDUCTIONS, CREDITS: In column (a), list the items you are changing. In column (b), enter the amount claimed on your original return or most recent amended return. In column (c), enter the amount of the change. In column (d), enter the corrected amount for the item you are changing.

	(a) ITEMS YOU ARE CHANGING	(b) ORIGINAL AMOUNT REPORTED	(c) AMOUNT TO ADD OR SUBTRACT	(d) CORRECTED AMOUNT
50a		\$	\$	\$
50b		\$	\$	\$
50c		\$	\$	\$

PART 2 (B)

LONG-TERM CAPITAL GAIN: If you are changing the amount of the allowable subtraction from income for any **net long-term capital gains included in your federal adjusted gross income from assets acquired after December 31, 2011**, complete columns (b), (c), and (d).

	(a) ITEM	(b) ORIGINAL AMOUNT REPORTED	(c) AMOUNT TO ADD OR SUBTRACT	(d) CORRECTED AMOUNT
51a	Total net short-term capital gain or (loss) reported on Form 140, line 19; Form 140NR, line 32; Form 140PY, line 33	\$	\$	\$
51b	Total net long-term capital gain or (loss) reported on Form 140, line 20; Form 140NR, line 33; Form 140PY, line 34	\$	\$	\$
51c	Net long-term capital gains from assets acquired after December 31, 2011 reported on Form 140, line 21; Form 140NR, line 34; Form 140PY, line 35	\$	\$	\$
51d	Amount of allowable subtraction reported on Form 140, line 22; Form 140NR, line 35; Form 140PY, line 36	\$	\$	\$

PART 3

52 REASON FOR THE CHANGE: Give the reason for each change listed in Part 2:

PART 4

If your address is the same on this amended return as it was on your original return, write "same" on the line below.

53a Name	53b Number and Street, R.R.	Apt. No.
53c City, Town or Post Office	State	ZIP Code

PLEASE SIGN HERE

I have read this return and any documents with it. Under penalties of perjury, I declare that to the best of my knowledge and belief, they are true, correct and complete. Declaration of preparer (other than taxpayer) is based on all information of which preparer has any knowledge.

YOUR SIGNATURE _____	DATE _____	OCCUPATION _____
SPOUSE'S SIGNATURE _____	DATE _____	SPOUSE'S OCCUPATION _____
PAID PREPARER'S SIGNATURE _____	DATE _____	FIRM'S NAME (PREPARER'S IF SELF-EMPLOYED) _____
PAID PREPARER'S STREET ADDRESS _____	PAID PREPARER'S TIN _____	
PAID PREPARER'S CITY _____	STATE _____	ZIP CODE _____
		PAID PREPARER'S PHONE NUMBER _____

If you are sending a payment with this return, mail to Arizona Department of Revenue, PO Box 52016, Phoenix, AZ, 85072-2016. Include the payment with Form 140X.
 If you are expecting a refund or owe no tax, or owe tax but are not sending a payment, mail to Arizona Department of Revenue, PO Box 52138, Phoenix, AZ, 85072-2138.

Your Name (as shown on page 1)

Your Social Security Number

Dependent Information - Continuation Sheet from Page 2 Dependents

Include with your return **only** if listing additional dependents.

Complete this form *only* if you need additional space from page 2, Part 1 to list changes to your dependents.

Children and other dependents, continued from page 2, Part 1.

	(a) FIRST AND LAST NAME (Do not list yourself or spouse.)	(b) SOCIAL SECURITY NO.	(c) RELATIONSHIP	(d) NO. OF MONTHS LIVED IN YOUR HOME IN 2014	(e) ✓ if this person did not qualify as a dependent on your federal return	(f) ✓ if you did not claim this person on your federal return due to educational credits	(g) A= Add D= Delete
15d					<input type="checkbox"/>	<input type="checkbox"/>	
15e					<input type="checkbox"/>	<input type="checkbox"/>	
15f					<input type="checkbox"/>	<input type="checkbox"/>	
15g					<input type="checkbox"/>	<input type="checkbox"/>	
15h					<input type="checkbox"/>	<input type="checkbox"/>	
15i					<input type="checkbox"/>	<input type="checkbox"/>	
15j					<input type="checkbox"/>	<input type="checkbox"/>	
15k					<input type="checkbox"/>	<input type="checkbox"/>	
15l					<input type="checkbox"/>	<input type="checkbox"/>	
15m					<input type="checkbox"/>	<input type="checkbox"/>	
15n					<input type="checkbox"/>	<input type="checkbox"/>	
15o					<input type="checkbox"/>	<input type="checkbox"/>	
15p					<input type="checkbox"/>	<input type="checkbox"/>	
15q					<input type="checkbox"/>	<input type="checkbox"/>	
15r					<input type="checkbox"/>	<input type="checkbox"/>	
15s					<input type="checkbox"/>	<input type="checkbox"/>	
15t					<input type="checkbox"/>	<input type="checkbox"/>	
15u					<input type="checkbox"/>	<input type="checkbox"/>	

Qualifying parents and grandparents, continued from page 2, Part 1.

	(a) FIRST AND LAST NAME (Do not list yourself or spouse.)	(b) SOCIAL SECURITY NO.	(c) RELATIONSHIP	(d) NO. OF MONTHS LIVED IN YOUR HOME IN 2014	(e) ✓ if age 65 or over	(f) ✓ if died in 2014	(g) A= Add D= Delete
16c					<input type="checkbox"/>	<input type="checkbox"/>	
16d					<input type="checkbox"/>	<input type="checkbox"/>	
16e					<input type="checkbox"/>	<input type="checkbox"/>	
16f					<input type="checkbox"/>	<input type="checkbox"/>	
16g					<input type="checkbox"/>	<input type="checkbox"/>	
16h					<input type="checkbox"/>	<input type="checkbox"/>	
16i					<input type="checkbox"/>	<input type="checkbox"/>	
16j					<input type="checkbox"/>	<input type="checkbox"/>	

THIS PAGE INTENTIONALLY LEFT BLANK

2014 Individual Amended Income Tax Return

Phone Numbers

For information or help, call one of the numbers listed:

Phoenix (602) 255-3381
From area codes 520 and 928, toll-free (800) 352-4090

Tax forms, instructions, and other tax information

If you need tax forms, instructions, and other tax information, go to the department's website at www.azdor.gov.

Income Tax Procedures and Rulings

These instructions may refer to the department's income tax procedures and rulings for more information. To view or print these, go to our website and click on *Legal Research* then click on *Procedures* or *Rulings* and select a tax type from the drop down menu.

Publications and Brochures

To view or print the department's publications and brochures, go to our website and click on *Publications*.

Who Should Use Form 140X?

Use the 2014 Arizona Form 140X to correct an individual income tax return (Arizona Form 140, 140A, 140EZ, 140PY, or 140NR) **for taxable year 2014, only**. If you are amending a return for any other tax year, you should use the amended return (Form 140X) that is available for that specific tax year. For example, if you are amending your return for tax year 2011, use the 2011 Arizona Form 140X.

The department will compute the interest and either include it in your refund or bill you for the amount due.

Form 140X will be your new tax return. This return will change your original return to include the new information. The entries you make on Form 140X are the entries you would have made on your original return had it been done correctly.

NOTE: Do not use Form 140X to change an earlier filed Arizona Form 140PTC. To change an earlier filed Form 140PTC, use the Form 140PTC for the year you are changing. Do not use Form 140X to change an earlier filed Arizona Form 140ET. To change an earlier filed Form 140ET, use the Form 140ET for the year you are changing.

You cannot amend an estimated payment penalty when you reduce your tax on an amended return, unless you file your amended return after filing your original return, but before the due date of that original return.

For more information on this topic, see Individual Income Tax Ruling ITR 02-4 at www.azdor.gov.

What Will I Need To Complete Form 140X?

To complete Form 140X, you will need the following.

- A copy of the 2014 tax return you are amending, including supporting forms, schedules and worksheets.
- Any notices you received from the Internal Revenue Service (IRS) or the department for the tax year you are amending.
- Instructions for the return you are amending. If you have any questions about income items, deductions, or exemptions, you should refer to the 2014 instructions for

your original return. If you do not have the instructions for the form you are amending, you can find them online at our website.

Allow 8 to 12 weeks for your Form 140X to process.

When Should I File an Amended Return?

You can file Form 140X only after filing an original return.

You should file your amended return *after* your original return has processed. If you are filing Form 140X for a refund, you must generally file within four years from the date you filed the original return.

If you amend your federal return for 2014, you must also file an Arizona Form 140X for 2014. You must file the Form 140X within 90 days of the final determination of the IRS.

If the IRS makes a change to your federal taxable income for 2014, you must report that change to Arizona. You may use one of the following two options to report this change.

Option 1

You may file a Form 140X. If you choose this option, you must amend your Arizona return within 90 days of the final determination of the IRS. Include a complete copy of the federal notice with your Form 140X.

Option 2

You may file a copy of the final federal notice with the department within 90 days of the final determination of the IRS. If you choose this option, you must include a statement in which you must:

1. Request that the department recompute your tax; and
2. Indicate if you agree or disagree with the federal notice.

If you do not agree with the federal notice, you must also include any documents that show why you do not agree.

If you choose option 2, mail the federal notice and any other documents to:

Arizona Department of Revenue
Attention: Individual Income Audit
PO Box 29084
Phoenix, AZ 85038-9084

When Should I Pay any Tax Owed?

Payment is due in full at the time you file your amended return. If paying by check, please make your check payable to Arizona Department of Revenue. Be sure to enter your SSN and tax year on the front of your check.

To make an electronic payment, visit www.AZTaxes.gov.

What if a Taxpayer Died?

If you are a surviving spouse amending a joint return, enter the word "Deceased" after the decedent's name. Also enter the date of death after the decedent's name. Sign your name. Write "Filing as Surviving Spouse" in the area for the deceased spouse's signature. (If someone else serves as personal representative for your spouse's estate, he or she must also sign the return.)

If a refund is due, complete Arizona Form 131, *Claim for Refund on Behalf of Deceased Taxpayer*. Include this form on top of your amended return.

Penalties

We will impose a late payment penalty on your amended return if **all** of the following apply.

- You file your amended return after the due date of your original return.
- There is tax due on your amended return.
- You do not pay that tax when you file the amended return. Even if you do pay the tax due when you file your amended return, we may impose a late payment penalty if any of the following apply.
- You are under audit by the department.
- The department has requested or demanded that you file an amended income tax return.
- The total additional tax you owe is a substantial underpayment. You have a substantial underpayment if the amount due is at least 10% of the actual tax liability for the tax year or \$2,000.

We will also impose a late filing penalty if you did not file your original return on time. These penalties apply to taxes due and remaining unpaid after the due date of the original return. Combined late filing and late payment penalties can go up to 25% of the unpaid tax.

Interest

We charge interest on any tax not paid by the due date even if you have an extension. We charge interest from the original due date to the date of payment. The Arizona rate of interest is the same as the federal rate. Contact one of the phone numbers listed on page 1 for the current interest rate.

General Instructions

NOTE: *You must round dollar amounts to the nearest whole dollar. If 50 cents or more, round up to the next dollar. If less than 50 cents, round down.*

The line numbers on the Arizona Form 140X do not match the line numbers on Arizona's individual income tax forms. The proper line on which to enter your change(s) will depend on the nature of the change.

To decide where to enter your changes, use the line descriptions from your original return. To help you, we have included some examples, starting on page 8 of these instructions. If you still need some help, call one of the numbers listed on page 1.

For specific information about tax rates, additions, subtractions, exemptions or deductions, see the form instructions for the year you are amending.

Tax Year

File this form to amend only a 2014 tax return. If you are amending a return for a fiscal year, enter the beginning and ending dates of the fiscal tax year.

Entering Your Name, Address, and Social Security Number (SSN)

Please type or print your name, SSN, and current address. If you are filing a joint amended return, enter your SSNs in the

same order as your first names and in the same order as shown on your original return.

If your name appears first on the return, make sure your SSN is the first number listed.

If you are changing from a separate return to a joint return and your spouse did not file an original return, enter your name and SSN first.

If you are changing your filing status from married filing separate to married filing joint, you must include your spouse's name and SSN on the second line 1.

Make sure that you put your SSN on every return, statement, or document that you file with the department. Make sure that all SSNs are clear and correct.

You may be subject to a penalty if you fail to include your SSN. It may take longer to process your return if SSNs are missing, incorrect, or unclear.

Foreign Addresses

If you have a foreign address, enter the information in the following order: city, province or state, and country. Follow the country's practice for entering the postal code. Do not abbreviate the country name.

Last Names Used in Prior Years

If the last name that you or your spouse are using on this return is not the same as the last name you or your spouse used on returns filed for the last 4 years, enter any other last name(s) that you or your spouse used when filing your return during the last 4 years.

ID Numbers for Paid Preparers

If you pay someone to prepare your return, that person must also include an ID number where requested.

A paid preparer may use any of the following.

- his or her PTIN
- his or her SSN
- the EIN for the business

A paid preparer who fails to include the proper numbers may also be subject to a penalty.

Filing Status

Check the box for the filing status you are using on this amended return.

Changing from a joint return to a separate return

If you have an amount due from the joint return that you want to amend, you must pay that amount before you can change your filing status to married filing separate. If we have issued a proposed assessment for that joint return, you must also pay that amount before you can change your filing status.

Changing from a separate return to joint return

If you or your spouse have an amount due from a separate return that you want to amend, you must pay that amount before you can change your filing status to married filing joint. If we have issued a proposed assessment for either separate return, you must also pay that amount before you can change your filing status.

If you and your spouse are changing from separate returns to a joint return, begin by combining the amounts from your return as originally filed or as previously adjusted (either by you or the department) and the amounts from your spouse's return as originally filed or adjusted. Then make your changes to the combined amounts.

If your spouse did not file an original return, include your spouse's income, deductions, credits, etc., to determine the amounts to enter on the appropriate lines of this form.

Generally, if you file a joint return, both you and your spouse have joint and several liability. This means both of you are responsible for the tax and any interest or penalties due on the return, as well as any amount that may become due later. If one spouse does not pay the tax due, the other may have to.

If filing an amended joint tax return, both of you must sign and date Form 140X.

Residency Status

Check the box for the residency status you are using on this amended return.

If you are filing this amended return as a:	Check Box	See the following form instructions for the return you are amending
Full year resident	8	Form 140
Nonresident	9	Form 140NR
Nonresident Active Military	10	Form 140NR
Part-Year Resident	11	Form 140PY
Part-Year Resident Active Military	12	Form 140PY

Exemptions

Write the number of exemptions you are claiming in boxes 13, 14, 15, and 16. **Do not put a checkmark.**

Include the exemption amounts with your subtractions from income on line 21. For exemption amounts, see the instructions for the form you are amending.

Line 13 -

On line 13, enter the number of age 65 or over exemptions you are claiming on this amended return.

Line 14 -

On line 14, enter the number of blind exemptions you are claiming on this amended return.

Line 15 -

On line 15, enter the number of dependent exemptions you are claiming on this amended return. If you are making a change to the number of dependents you are claiming on line 15, you must also complete Part 1 on page 2, of Form 140X.

NOTE: Do not include yourself or your spouse as dependents on line 15.

Line 16 - Arizona Residents Only

On line 16, enter the number of qualifying parent or grandparent exemptions you are claiming on this amended return. If you are making a change to the number of qualifying parents or grandparents you are claiming on line 16, you must also complete Part 1 on page 2, of Form 140X.

To see who is a qualifying parent or grandparent, see the instructions for the form you are amending.

Line-by-Line Instructions

Line 17 - Federal Adjusted Gross Income

Enter your correct federal adjusted gross income.

NOTE: If you were a nonresident or a part-year resident for the year you are amending, you must enter your federal adjusted gross income on line 17, then enter your Arizona gross income on line 18.

Line 18 - Arizona Gross Income - Nonresidents and Part-Year Residents Only

Skip line 18 if you were a full year resident for the year you are amending (you checked box 8).

Complete line 18 if you were a nonresident or a part-year resident for the year you are amending (you checked box 9, 10, 11 or 12).

If required to complete line 18, enter your corrected Arizona gross income. For information about how to figure your Arizona gross income, see Arizona Form 140PY or Form 140NR.

Line 18a - Arizona Residency Percentage

If you completed line 18, divide the amount on line 18 by the amount on line 17. Enter the percentage.

If you are a nonresident or a part-year resident, you will use this percentage to prorate exemption amounts and the standard deduction amount, when required.

Line 19 - Additions to Income

NOTE: For a list of items that must be added to income, see the 2014 instructions for the form you are amending.

Form 140X, line 19, *Additions to Income*, is the sum of multiple addition lines that are listed as separate Addition line items on the original Arizona personal income tax return.

On your 2014 original return, you may have reported these amounts on the following lines.

Form	Additions to Income
140	13, 14, 15 and/or 16
140A	None
140EZ	None
140NR	28 and/or 29
140PY	29 and/or 30

If you have additions to income, enter the corrected amount of additions to income on line 19.

If you have no additions to income, enter zero.

Line 20 - Subtotal

Full Year Residents

If you were a full year resident for 2014 (you checked box 8), add line 17 and line 19. Enter the total.

Nonresidents and Part-Year Residents

If you were a nonresident or a part-year resident for 2014 (you checked box 9, 10, 11 or 12), add line 18 and line 19. Enter the total.

Line 21 - Subtractions From Income

NOTE: *You may only subtract those items for which statutory authority exists. Without such authority you cannot take a subtraction. For a list of items that may be subtracted from income, see the instructions for the form you are amending.*

Form 140X, line 21, *Subtractions From Income*, is the sum of multiple subtraction and exemption lines that are listed as separate subtraction and exemption lines on the original Arizona personal income tax return.

On your original return, you may have reported these amounts on the following lines.

Form	Subtractions from Income	Exemptions: 65 or over, blind, dependents, or qualifying parents or grandparents
140	24, 26 through 33, and/or 35	38 through 41
140A	None	13 through 16
140EZ	None	None
140NR	37, 39, 43, 44, 45 and/or 46	47 through 51
140PY	41, 43, 44, 45, 46 and/or 47	49 through 54

Enter any subtractions from income from lines shown above and exemption amounts for age 65 or over, blind, dependents, and qualifying parents or grandparents on line 21.

NOTE: *Do not include items separately listed on Form 140X, lines 22 through 26, in the amount on line 21.*

Line 22 - 2013 Arizona Depreciation Adjustment

If you are taking a subtraction for Arizona bonus depreciation for assets placed in service during taxable year 2013, enter the amount of the adjustment on line 22. If you are correcting an amount originally reported, enter the corrected amount on line 22.

For more information, see the form that you are amending.

Line 23 - Net Capital Gain from Investment in Qualified Small Business

Enter the amount of net capital gain from investment in qualified small business for the taxable year and included in your federal adjusted gross income.

Lines 24 and 25 - Net Capital Gain or (Loss) and Net Long-Term Capital Gain Subtraction for Assets Acquired after December 31, 2011.**Box 24A**

If you reported a net capital gain or (loss) on your federal return, enter that amount in box 24A.

Line 25

If you are changing an amount previously reported for the allowable net long-term capital gain subtraction, complete page 2, Part 2, (B) with the corrected amounts.

Enter the allowable subtraction for any net long-term capital gain for assets acquired after December 31, 2011 and included in computation of federal adjusted gross income.

To determine the amount of the allowable subtraction, see the instructions for the form you are amending.

Line 26 - Contributions to 529 College Savings Plans

Enter the amount of allowable subtraction for contributions made during 2014 to 529 College Plans. To determine the amount of the allowable subtraction, see the instructions for the form you are amending.

Line 27- Arizona Adjusted Gross Income

Subtract lines 21, 22, 23, 25 and 26 from line 20. Enter the difference.

Line 28 - Deductions**Standard Deduction**

If you are taking the standard deduction on this amended return check box 28S. Enter your standard deduction on line 28.

For standard deduction amounts see the instructions for the form you are amending. If you originally filed Arizona Form 140EZ, see the Arizona Form 140 instructions for the standard deduction amounts.

NOTE: *Nonresident individuals, who claim the standard deduction, must prorate the deduction by the percentage which the taxpayer's Arizona gross income is of the taxpayer's federal adjusted gross income.*

This will in effect prorate the standard deduction between income taxable to Arizona and income not taxable to Arizona. Only that portion of the deduction allocable to income taxable to Arizona is allowed. To figure the correct amount of standard deduction, see the 2014 Form 140NR instructions.

Itemized Deductions

If you are claiming itemized deductions on this amended return, check box 28I. Enter your itemized deductions on line 28.

If you are changing itemized deduction amounts, be sure to include a copy of the corrected Arizona Schedule A. Also include a copy of your corrected federal Schedule A.

For allowable itemized deductions, see the 2014 instructions for the form you are amending.

Line 29 - Personal Exemptions

NOTE: *Do not enter amounts for dependent, blind, age 65 or over, or qualifying parent or grandparent exemptions. You must enter these amounts on line 21, Subtractions from income.*

Enter the correct amount of personal exemption you are claiming on this amended return. You can find the personal exemption amounts in the instructions for the form you are amending. If you originally filed Arizona Form 140EZ, see the Arizona Form 140 instructions for 2014 for the personal exemption amounts.

Line 30 - Arizona Taxable Income

Subtract lines 28 and 29 from line 27. Enter the difference.

Line 31 - Tax

Compute your tax. Use the proper tax table. Enter the correct tax on line 31. You can find the 2014 tax tables in the

instructions for the form you are amending. You can view the instructions on our website at www.azdor.gov.

Line 32 - Tax From Recapture of Credits From Form 301

Enter the amount of recapture tax from Arizona Form 301, Part 2, line 38. If you do not have a tax from recapture of tax credits, enter zero.

Include a copy of your corrected Form 301 with your amended return.

Line 33 - Subtotal of Tax

Add lines 31 and 32. Enter the total.

Line 34 - Family Income Tax Credit (Arizona Residents Only)

If you are eligible for the credit, enter the amount of family income tax credit you are claiming on this amended return.

For details about the family income tax credit, see the 2014 instructions for the form you are amending.

Line 35 - Nonrefundable Credits From Arizona Form 301

Enter your credits from Arizona Form 301, Part 2, line 72 that you are claiming on this amended return.

You must complete and include Form 301 along with the required supporting documents with your amended return.

Line 36 - Balance of Income Tax

Subtract lines 34 and 35 from line 33. Enter the difference. If less than zero, enter zero.

Line 37 - Payments (Withholding, Estimated, Extension)

Enter the total amounts of Arizona income tax withheld, estimated income tax payments, and payments made with an extension request reported on your original (or most recent amended) return for 2014.

You may use the following worksheet to help you figure the amount of these payments that you should enter on line 37.

Payment Worksheet		
Withholding, Estimated, Extension	Date of Payment	Amount
1. Estimated Payment 1		
2. Estimated Payment 2		
3. Estimated Payment 3		
4. Estimated Payment 4		
5. Extension Request Payment		
6. Arizona income tax withheld on Form(s) W-2 and Form(s) 1099.		
7. Add lines 1 through 6. Enter the total here and also on Form 140X, line 37.		.00

NOTE: Do not include payments sent with original return here. You should enter those amounts on line 41.

Line 38 - Increased Excise Tax Credit (Arizona Residents Only)

If you qualify to take the increased excise tax credit, enter the correct amount of credit you are claiming on line 38. If this is the first time you are claiming this credit for 2014, use

the worksheet from the 2014 Arizona Form 140, 140A, 140EZ, or 140PY instructions for 2014 to figure your credit.

If you are amending an increased excise tax credit claimed on Arizona Form 140ET, use the 2014 Form 140ET to amend that claim. In this case, do not use Form 140X.

Line 39 - Property Tax Credit (Arizona Residents Only)

If you claimed the property tax credit on your original return, enter the amount claimed on your original return.

If you are making an adjustment to the credit, be sure to include copies of your Form 140PTC, or Form 201. Also include all supporting documents filed with the original return.

NOTE: Use Form 140X to adjust a previously filed credit only if you claimed the credit using Form 140 or Form 140A. Use Form 140PTC if you were not required to file an Arizona income tax return for 2014. If you did not claim a credit on your original return, you may not claim it on Form 140X, unless you file Form 140X by the due date of your original return.

Line 40 - Other Refundable Credits

- If you claimed a refund of the increased research activities credit from Form 308-I, for 2014, enter that credit here.
- If you claimed a refund of the renewable energy industry credit from Form 342, for 2014, enter that credit here.
- If you claimed a refund of the qualified facilities credit from Form 349, for 2014, enter that credit here.

Enter the correct amount(s) you are claiming on this amended return.

If you are claiming refundable credits from more than one form, add the amounts from all forms together and enter the total here.

If you enter an amount on this line, be sure you check the box or boxes to show which credits you are claiming. Also, be sure to include the credit form(s) with your return when you file.

Line 41 - Payment With Original Return (Plus All Additional Payments After it Was Filed)

You may use the following worksheet to help you figure the amount of the payments that you should enter on line 41.

NOTE: Do not include payments reported on line 37 here.

Payment Worksheet		
Payments	Date of Payment	Amount
1. Payment with original return		
2. Payment		
3. Payment		
4. Payment		
5. Add lines 1 through 4. Enter the total here and also on Form 140X, line 41.		.00

Line 42 - Total Payments and Refundable Credits

Line 42 is the total payments and refundable credits claimed. Add lines 37 through 41.

Arizona's Claim of Right Provision

If you computed your tax under Arizona's claim of right provisions, do the following.

1. Write "A.R.S. § 43-1029" and the amount of the prior year tax reduction in the space to the left of your total payment amount.
2. Include the credit for the prior year tax reduction in the total entered on line 42.
3. Include a schedule explaining the amounts repaid and the computation of the prior year tax reduction.

For more information on Arizona's claim of right provisions, see Individual Income Tax Procedure ITP 95-1.

Line 43 - Overpayment From Original Return

If your original (or most recent amended) return for 2014 resulted in an overpayment of taxes, enter the overpayment amount. On your original return, you reported this amount on the following lines.

2014 Arizona Income Tax Return	
Form	Line
140	60
140A	30
140EZ	17
140PY	72
140NR	67

NOTE: If the department changed amounts on your original return, use the changed amounts. If the department changed amounts on an earlier filed amended return, use those amounts.

Your overpayment may have been distributed or applied by one of the following means.

1. You have received all or a portion of the overpayment in the form of a refund.
2. You may have applied all or a portion of the overpayment to your next year's estimated income taxes.
3. You may have applied all or a portion of the overpayment to one of the voluntary gifts specified on the Arizona income tax return.
4. All or a portion of your refund may have been paid to a government agency, court, county, or an incorporated city or town for an obligation owed to that court, county, city, town or agency (e.g., prior year taxes, child support, etc.).

Regardless of how the overpayment was distributed or applied, enter the overpayment amount.

Line 44 - Balance of Credits

Subtract line 43 from line 42. Enter the difference.

Line 45 - Overpayment

If line 36 is less than line 44, subtract line 36 from line 44 and enter the difference.

Line 46 - Amount of Line 45 to be Applied to 2015 Estimated Taxes

If you are filing this amended return prior to the original due date of your 2014 return and you want all or part of the

amount on line 46 applied to your 2015 estimated taxes, enter that amount. If you want all of the amount on line 45 refunded, enter zero.

Line 47 - Refund

Subtract line 46 from line 45. Enter the difference. If you owe money to any Arizona state agency, court, county, incorporated city or town and certain federal agencies, your refund may go to pay some of the debt.

Tax Tip: If you change your address before you get your refund, let the department know. Write to: Refund Desk, Arizona Department of Revenue, PO Box 29216, Phoenix AZ 85038-9216. Include your SSN in your letter.

Direct Deposit of Refund

Complete this line if you want us to directly deposit the amount shown on line 47 into your account at a bank or other financial institution (such as a mutual fund, brokerage firm or credit union) instead of sending you a check.

Check the box on line 47A if the direct deposit will ultimately be placed in a foreign account. If you check box 47A, do not enter your routing or account numbers. If this box is checked, we will not direct deposit your refund. We will send you a check instead.

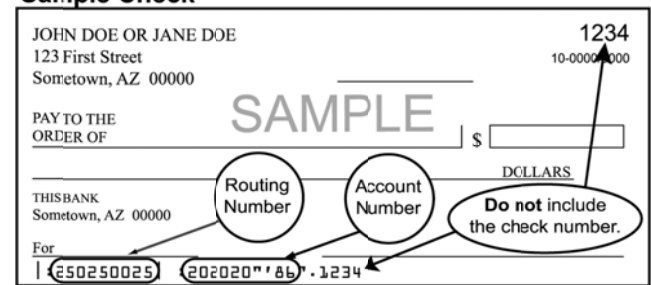
NOTE: We are not responsible for a lost refund if you enter the wrong account information. Check with your financial institution to get the correct routing and account numbers and to make sure your direct deposit will be accepted.

Routing Number

MAKE SURE YOU ENTER THE CORRECT ROUTING NUMBER.

The routing number must be nine digits. The first 2 digits must be 01 through 12 or 21 through 32. Otherwise, the direct deposit will be rejected and a check sent instead. On the following sample check, the routing number is 250250025.

Sample Check



Note: The routing and account numbers may be in different places on your check.

Your check may state that it is payable through a financial institution different from the one at which you have your checking account. If so, do not use the routing number on that check. Instead, contact your financial institution for the correct routing number to enter here.

Account Number

MAKE SURE YOU ENTER THE CORRECT ACCOUNT NUMBER.

The account number can be up to 17 characters (both numbers and letters). DO NOT include hyphens, spaces or

special symbols. Enter the number from left to right and leave any unused boxes blank. On the sample check the account number is 20202086. Be sure not to include the check number.

Line 48 - Amount Owed

If line 36 is more than line 44, you owe additional tax. Subtract line 44 from line 36 and enter the difference. You may pay only with a check, electronic check, money order, or credit card. The department will bill you for any interest and penalty due.

Check or money order

NOTE: *Include your check or money order with your return. Please do not send cash.*

Make your check payable to Arizona Department of Revenue. Write your SSN and tax year on the front of your check or money order and include your payment with Form 140X.

The department cannot accept checks or money orders in foreign currency. You must make payment in U.S. dollars.

Electronic payment from your checking or savings account

You can make an electronic payment from your checking or savings account to pay your balance due. There is no fee to use this method. To make an electronic payment, go to www.AZTaxes.gov and click on the “Make a Payment” link. The “E-Check” option in the “Payment Method” drop-down box will debit the amount from the checking or savings account that you specify. If you make an electronic payment from your checking or savings account, you will receive a confirmation number. **Please keep this confirmation number as proof of payment.**

Credit card payment

You can pay with your Discover, MasterCard, Visa, or American Express credit card. Go to www.AZTaxes.gov and click on the “Make a Payment” link and choose the credit card option. This will take you to a third party vendor site (provider). The provider **will charge** you a convenience fee based on the amount of your tax payment. The provider will tell you what the fee is during the transaction; you will have the option to continue or cancel the transaction. If you complete the credit card transaction, you will receive a confirmation number. **Please keep this confirmation number as proof of payment.**

Line 49 - Net Operating Loss Carryback Question

If you are filing this amended return as a result of a net operating loss carryback, check the box on line 49 and enter the tax year in which the net operating loss was incurred. This may speed up the processing of your refund.

Page 2 Instructions

Part 1 - Dependent Exemptions

NOTE: *Complete Part 1 only if you are making a change to the number of dependents you are claiming on line 15.*

If you need additional lines to list **all** of your changes to dependents, including qualifying parents and grandparents, **complete page 3, Dependent Information – Continuation Sheet**, and include this page with your return. **Be sure to check the box indicating you are completing page 3.** Do not include page 3 with your return if you do not use it.

Line(s) 15a, 15b, 15c, etc.

Only enter the names of people you are either adding or deleting as a dependent. Enter that dependent’s name, SSN, relationship and the number of months that person lived in your home during 2014.

If you are adding this person as a dependent, enter “A” in column (g). If you are deleting this person as a dependent, enter “D” in column (g).

For details about who qualifies to be claimed as a dependent, see the instructions for the form you are amending.

Part 1 - Qualifying Parents and Grandparents

Lines 16a, 16b, etc. - Arizona Residents Only

NOTE: *Complete Part 1, only if you are making a change to the number of qualifying parents or grandparents you are claiming on line 16.*

Only enter the names of people you are either adding or deleting as a qualifying parent or grandparent. Enter that person’s name, SSN, relationship and the number of months that person lived in your home 2014. If you are adding this person as a qualifying parent or grandparent, enter an “A” in column (g). If you are deleting this person as a qualifying parent or grandparent, enter “D” in column (g).

For details about who qualifies to be claimed as a qualifying parent or grandparent, see the instructions for the form you are amending.

Part 2 (A) - Income, Deductions, and Credits

Explanation of Changes

We need to know what items you are changing on this amended return. We also need to know the amount of each change.

NOTE: *If you are making changes to any net short-term or long-term capital gain information reported on your income tax return, complete Part 2 (B) for those changes.*

Column (a)

In column (a), list each item you are changing.

Column (b)

In column (b), enter the amount reported on your original return or the most recently amended return for the tax year you are amending. If the department changed amounts on your original return, use the changed amounts. If the department changed amounts on an earlier filed amended return, use those amounts.

Column (c)

In column (c), enter the amount you are adding to or subtracting from the column (b) amount.

Column (d)

In column (d), enter the corrected amount (b+c=d or b-c=d).

Part 2 (B) - Net Short-Term Gain or (Loss) and/or Long-Term Capital Gain Subtraction

Explanation of Changes

If you need to change any amount(s) previously reported for net short-term or net long-term capital gains, complete columns (b), (c), and (d) on the appropriate lines. Follow the instructions on the form.

Part 3 - Reason for Changes

We need to know why you are filing Form 140X. For example, did you

- Receive a notice from the IRS that changed your federal return?
- Amend your federal income tax return?

- Forget to claim a tax credit?
- Forget to claim a subtraction from income?
- Forget to make an addition to income?
- Forget to claim an exemption?
- Need to correct information regarding any net short-term or net long-term capital gains information?

In Part 3, list the line reference from page 1 for which you are reporting a change. Give the reason for each change and include any supporting document required. If you received a notice from the IRS, include a copy of that notice.

Part 4 - Address on Original Return

Enter the address used on your original return. (If it is the same, write "SAME".)

Examples for Completing Form 140X

The following examples show how to complete Parts 1, 2, 3 and 4 on page 2 of Form 140X. The examples also show how amounts should be entered on the proper lines on page 1 of Form 140X.

Example 1

Sue, a full year resident, forgot to claim a dependent on her 2014 original return. Sue is filing this amended return to claim that dependent. Sue's son, Joe, was away at college and Sue did not claim him on her federal income tax return so that Joe could claim a federal education credit.

Because Sue is adding a dependent exemption, Sue must complete Part 1 of page 2, line 15a. Sue would complete Part 1 as follows:

Part I

(a)	(b)	(c)	(d)	(e)	(f)	(g)
Name	SSN	Relationship	No. of months lived in your home in 2014	Check if this person did not qualify as a dependent on your federal return	Check if you did not claim this person on your federal return due to educational credits	A = Add D = Delete
Joe Smith	111-11-1111	Son	3		X	A

Part 2

Sue would complete Part 2 as follows:

(a)	(b)	(c)	(d)
Item	Original Amount Reported	Amount to Add or Subtract	Corrected Amount
Dependent	0	\$2,300	\$2,300

Part 3

Sue would complete Part 3 as follows:

Line 21, subtractions from income increased to reflect dependent not claimed on original return.

Form 140X, page 1

When Sue completes page 1 of Form 140X, Sue would include the additional exemption amount of \$2,300 on line 21, "Subtractions from Income".

When Sue filed her original return she did not have any subtractions from income, so when she completes this Form 140X, Sue will enter \$2,300 (0 + \$2,300) on Form 140X, page 1, line 21.

Example 2

Jane, a full year resident, received a Form 1099INT showing interest income of \$1,500 after she filed her original 2014 return.

Jane is filing this amended return to report that interest income.

Jane's original return, reported a federal adjusted gross income of \$50,000, which included \$2,500 of interest income.

Part 2

Jane would complete form 140X, page 2, Part 2 as follows:

(a)	(b)	(c)	(d)
Item	Original Amount Reported	Amount to Add or Subtract	Corrected Amount
Interest Income	\$2,500	\$1,500	\$4,000

Part 3

Because the interest income would be included in Jane's federal adjusted gross income, Jane would complete Part 3 as follows:

Line 17, federal adjusted gross income increased by interest income reported on additional Form 1099INT.

Form 140X, page 1

When Jane completes page 1 of Form 140X, Jane would include this interest income in her federal adjusted gross income reported on page 1, line 17.

On Jane's original return, she reported a federal adjusted gross income of \$50,000. On this amended return, Jane will report a federal adjusted gross income \$51,500 (\$50,000 + \$1,500).

Example 3

Sam, a full year resident, took a subtraction from income for Arizona state retirement income on his original 2014 return for \$3,500.

Sam is filing this amended return to claim the allowable subtraction of \$2,500.

Part 2

Sam would complete Part 2 as follows.

(a)	(b)	(c)	(d)
Item	Original Amount Reported	Amount to Add or Subtract	Corrected Amount
Subtraction From Income	\$3,500	(\$1,000)	\$2,500

Part 3

Sam would complete Part 3 as follows:

Line 21, subtractions from income decreased to reflect the allowable subtraction for Arizona state retirement claimed on original return.

Form 140X, page 1

When Sam completes page 1 of Form 140X, Sam would enter \$2,500 (\$3,500 - \$1,000) on line 21.

Instructions Before Mailing

- **DO NOT STAPLE YOUR RETURN. DO NOT STAPLE ANY DOCUMENTS, SCHEDULES OR PAYMENTS TO THE RETURN.**
- Sign your return and mail it to the address listed below. If you are filing a joint amended return, both you and your spouse must sign.
- Be sure you enter your daytime telephone number in the space provided on the front of your return.
- Check to make sure that your math is correct. A math error can cause delays in processing your return.
- Make sure your **NAME** is on the return.
- Write your **SSN** and tax year on the front of your check.

The Department of Revenue may charge you \$25 for a check returned unpaid by your financial institution.

- Check the **boxes** to make sure you have filled in any that apply to you.
- Make certain you have included **all** required documents and/or schedules.

Filing Your Return

Before you mail your return, make a copy of your return. Also make a copy of any schedules that you are including with your return. Keep the copies for your records. Be sure that you mail the original and not a copy.

The department cannot accept checks or money orders in foreign currency. You must make payment in U.S. dollars.

To avoid delays, if you are amending more than one tax return, please use a separate envelope for each return.

Where Should I Mail My Amended Return?

Make sure you put enough postage on your envelope.

If you are sending a payment with this return, mail the amended return to:

Arizona Department of Revenue
PO Box 52016
Phoenix, AZ 85072-2016

If you are expecting a refund, or owe no tax, or owe tax but are not sending a payment, mail your amended return to:

Arizona Department of Revenue
PO Box 52138
Phoenix, AZ 85072-2138

How Long to Keep Your Return

You must keep your records as long as they may be needed for the administration of any provision of Arizona tax law.

Generally, this means you must keep records that support items shown on your return until the period of limitations for that return runs out.

The period of limitations is the period of time in which you can amend your return to claim a credit or refund or the department can assess additional tax.

A period of limitations is the limited time after which no legal action can be brought. Usually, this is four years from the date the return was due or filed.

In some cases, the limitation period is longer than four years. The period is six years from when you file a return if you underreport the income shown on that return by more than 25%. The department can bring an action at any time if a return is false or fraudulent, or you do not file a return.

To find out more about what records you should keep, get federal Publication 552 at www.irs.gov.

Contacting the Department

Your tax information on file with the department is confidential. If you want the department to discuss your tax matters with someone other than yourself, you must authorize the department to release confidential information to that person.

You may use Arizona Form 285, *General Disclosure/Representation Authorization Form*, to authorize the department to release confidential information to your appointee. See Form 285 for details.

Request for Innocent Spouse Relief and Separation of Liability and Equitable Relief

Do not file with your tax return.

Do not use Form 200 to make an injured spouse claim. You are an injured spouse if your share of an overpayment shown on your joint return was, or is expected to be, applied against your spouse's past-due state taxes, child support or spousal maintenance, or debts owed to another Arizona state agency, the IRS, or a court. **If you are an injured spouse, see the note on page 1 of the instructions.**

Your First Name and Middle Initial	Last Name	Your Social Security Number
Current Home Address - number and street, rural route	Apartment Number	Daytime Phone No. (optional) ()
City, Town or Post Office	State	ZIP Code

Part 1 Type of Relief. You **must** complete this part for each tax year.

IMPORTANT: You must have filed an Arizona income tax return for each year for which you are requesting relief.

- Enter each tax year you want relief. It is important to enter the correct year. For example, if the department used your 2013 income tax refund to pay a 2011 tax amount you jointly owned, enter tax year 2011, not tax year 2013
- Check the box for each year you would like a refund if you qualify for relief. You may be required to provide proof of payment. See instructions
- For each year, check the box for the type of relief claimed. See the instructions before you check any boxes on lines 3a through 3c. Also be sure to **include all required statements** for the type of relief you are requesting.
Check all that apply:
3a Separation of Liability
3b Innocent Spouse Relief
3c Equitable Relief
- Did you file a joint return for the tax year listed on line 1?.....

	Tax Year 1	Tax Year 2	Tax Year 3*
1	Y Y Y Y	Y Y Y Y	Y Y Y Y
2	<input type="checkbox"/>	<input type="checkbox"/>	<input type="checkbox"/>
3a	<input type="checkbox"/>	<input type="checkbox"/>	<input type="checkbox"/>
3b	<input type="checkbox"/>	<input type="checkbox"/>	<input type="checkbox"/>
3c	<input type="checkbox"/>	<input type="checkbox"/>	<input type="checkbox"/>
4	Yes <input type="checkbox"/> No <input type="checkbox"/>	Yes <input type="checkbox"/> No <input type="checkbox"/>	Yes <input type="checkbox"/> No <input type="checkbox"/>

*If you want relief for more than 3 years, include a separate schedule.

If you completed federal Form 8857, you do not need to complete the rest of Form 200. Check this box **and**
include all required statements for the type of relief you are requesting. If you did not complete federal Form 8857, you must complete the rest of Form 200.



DOCUMENTATION REQUIRED:

- If you were granted relief by the IRS, please **include a copy of the IRS letter.**
- **Include a copy** of your completed federal Form 8857.
- **Sign Form 200** on page 5.
- Mail to the address shown below.

Mail Form 200 to:

Arizona Department of Revenue • Individual Income Tax Audit Attention Form 200 PO Box 29084 • Phoenix, AZ 85038-9084
--

Continued on page 2 →

Your Name (as shown on page 1)	Your Social Security Number
--------------------------------	-----------------------------

If you need more room to write your answer to any question, add more pages. Write your name and social security number on the top of each page you include.

Part 2 Information About You and Your Spouse (or former spouse)

5 Spouse's (or former spouse's) Current Name		Social Security Number (if known)
Current Home Address – number and street, rural route	Apartment Number	Daytime Phone No. (with area code)
City, Town or Post Office	State	ZIP Code

6 What is the current marital status between you and the person on line 5? Check one box:

- Married and still living together.
- Married and living apart since: M M D D Y Y Y Y .
- Widowed since: M M D D Y Y Y Y . **Include a photocopy** of the death certificate and will, if one exists.
- Legally separated since: M M D D Y Y Y Y . **Include a photocopy** of your entire separation agreement.
- Divorced since: M M D D Y Y Y Y . **Include a photocopy** of your entire divorce decree.



NOTE: A divorce decree stating that your former spouse must pay all taxes does not necessarily mean you qualify for relief.

7 What was the highest level of education you had completed when the return(s) were filed? If the answers are not the same for all tax years, explain.

- High school diploma, equivalent, or less
- Some college
- College degree or higher. List any degrees you have: _____

List any college-level business or tax-related courses you completed: _____

Explain: _____

8 Were you a victim of spousal abuse or domestic violence during any of the tax years you want relief? If the answers are not the same for all tax years, explain.



- Yes. **Include a statement** to explain the situation and when it started. Provide photocopies of any documentation, such as police reports, a restraining order, a doctor's report or letter, or a notarized statement from someone who was aware of the situation.
- No.

9 Did you sign the return(s)? If the answers are not the same for all tax years, explain.

- Yes. If you were forced to sign under duress (threat of harm or other form of coercion), check this box: . See instructions.
- No. Your signature was forged. See instructions.

10 When any of the returns were signed, did you have a mental or physical health problem, or do you have a mental or physical health problem now? If the answers are not the same for all tax years, explain.



- Yes. **Include a statement** to explain the problem and when it started. Provide photocopies of any documentation, such as medical bills or a doctor's report or letter.
- No.

Continued on page 3 →

Your Name (as shown on page 1)

Your Social Security Number

If you need more room to write your answer to any question, add more pages. Write your name and social security number on the top of each page you include.

Part 3 Your Financial and Return Preparation Involvement

11 How were you involved with preparing the returns? Check all that apply and explain, if necessary. If the answers are not the same for all tax years, explain:

- You filled out or helped fill out the returns.
- You gathered receipts and cancelled checks.
- You gave the tax documents (such as Forms W-2, 1099, etc.) to the person who prepared the returns.
- You reviewed the returns before they were signed.
- You did not review the returns before they were signed. Explain below.
- You were not involved in preparing the returns.
- Other: _____

Explain how you were involved: _____

12 When the returns were signed, were you concerned that any of the returns were incorrect or missing information? Check all that apply and explain, if necessary. If the answers are not the same for all tax years, explain:

- You knew something was incorrect or missing, but you said nothing.
- You knew something was incorrect or missing and asked about it.
- You did not know anything was incorrect or missing.

Explain: _____

13 When any of the returns were signed, what did you know about the income of the person on line 5? If the answers are not the same for all tax years, explain:

- You knew that person had income.

List each type of income on a separate line. (Examples are wages, social security, gambling winnings, or self-employment business income.) Enter each tax year and the amount of income for each type listed. If you don't know any details, enter, "I don't know."

Type of Income	Who paid it to that person?	Tax Year 1	Tax Year 2	Tax Year 3
		\$	\$	\$
		\$	\$	\$
		\$	\$	\$

- You knew that person was self-employed and you helped with the books and records.
- You knew that person was self-employed and you did not help with the books and records.
- You knew that person had no income.
- You **did not know** if that person had income.

Explain: _____

14 When the returns were signed, did you know any amount was owed to the department for those tax years? If the answers are **not** the same for all tax years, **explain**.

- Yes. Explain when and how you thought the amount of tax reported on the return would be paid: _____

- No. Explain: _____

Continued on page 4 →

Your Name (as shown on page 1)

Your Social Security Number

If you need more room to write your answer to any question, add more pages. Write your name and social security number on the top of each page you include.

Part 3 (Continued)

15 When any of the returns were signed, were you having financial problems (for example, bankruptcy or bills you could not pay)? If the answers are **not** the same for all tax years, explain.

Yes. Explain: _____

No.

Did not know.

Explain: _____

16 For the years you want relief, how were you involved in the household finances? Check all that apply. If the answers are not the same for all tax years, explain.

You knew the person on line 5 had separate accounts.

You had joint accounts but you had limited use of them or did not use them. Explain below.

You used joint accounts. You made deposits, paid bills, balanced the checkbook, or reviewed the monthly bank statements.

You made decisions about how money was spent. For example, you paid bills or made decisions about household purchases.

You were not involved in handling money for the household.

Other: _____

Explain anything else you want to tell us about your household finances: _____

17 Has the person on line 5 ever transferred assets (money or property) to you? Property includes real estate, stocks, bonds, or other property to which you have title. See instructions.

Yes. List the assets and the dates they were transferred. Explain why the assets were transferred. _____

No.

Your Name (as shown on page 1)	Your Social Security Number
--------------------------------	-----------------------------

If you need more room to write your answer to any question, add more pages. Write your name and social security number on the top of each page you include.

Part 4 Your Current Financial Situation

- 18** Tell us the number of people currently in your household: Adults Children
- 19** Tell us your current average monthly income and expenses for your entire household. If family or friends are helping to support you, include the amount of support as gifts under **Monthly Income**. Under **Monthly Expenses**, enter all expenses, including expenses paid with income from gifts.

Monthly Income	Amount	Monthly Expenses	Amount
Gifts	\$	Federal, state, and local taxes deducted from your paycheck	\$
Wages (gross pay)	\$	Rent or mortgage	\$
Pensions	\$	Utilities	\$
Unemployment	\$	Telephone	\$
Social security	\$	Food	\$
Government assistance, such as housing, food stamps, grants	\$	Car expenses, payments, insurance etc.....	\$
Alimony	\$	Medical expenses, including medical insurance	\$
Child support	\$	Life insurance	\$
Self-employment business income	\$	Clothing	\$
Rental income	\$	Child care	\$
Interest and dividends	\$	Public transportation	\$
Other income, such as disability payments, gambling winnings, etc. List the type below:		Other expenses, such as real estate taxes, child support, etc. List the type below:	
Type: _____	\$	Type: _____	\$
Type: _____	\$	Type: _____	\$
Type: _____	\$	Type: _____	\$
Total Monthly Income	\$	Total Monthly Expenses	\$

20 Please provide any other information you want us to consider in determining whether it would be unfair to hold you liable for the tax: _____

CAUTION: By signing this form, you understand that, by law, we must contact the person on line 5. See instructions for line 5.

Under penalties of perjury, I declare that I have examined this form and any accompanying schedules and statements, and to the best of my knowledge and belief, they are true, correct and complete. Declaration of preparer (other than taxpayer) is based on all information of which preparer has any knowledge.

PLEASE SIGN HERE

 YOUR SIGNATURE _____ DATE _____
 PAID PREPARER'S SIGNATURE _____ DATE _____ FIRM'S NAME (PREPARER'S IF SELF-EMPLOYED) _____
 PAID PREPARER'S TIN _____ PAID PREPARER'S ADDRESS _____ PAID PREPARER'S PHONE NUMBER (_____) _____

THIS PAGE INTENTIONALLY LEFT BLANK

Phone Numbers

For information or help, call one of the numbers listed:

Phoenix (602) 255-3381
From area codes 520 and 928, toll-free (800) 352-4090

Tax forms, instructions, and other tax information

If you need tax forms, instructions, and other tax information, go to the department's website at www.azdor.gov.

Income Tax Procedures and Rulings

These instructions may refer to the department's income tax procedures and rulings for more information. To view or print these, go to our website and click on *Legal Research* then click on *Procedures* or *Rulings* and select a tax type from the drop down menu.

Publications and Brochures

To view or print the department's publications and brochures, go to our website and click on *Publications*.

General Information

We know that some of the questions on this form involve sensitive subjects, but we need this information to determine whether you qualify for relief.

Purpose of Form

Use Form 200 to request relief from liability for tax, plus related penalties and interest, that you think only your spouse (or former spouse) should pay.

You may be allowed one or more of these three types of relief.

- Separation of liability
- Innocent spouse relief, or
- Equitable relief.

To be eligible for relief, you must have filed a joint return for the year(s) for which you are requesting relief.

You do not need to figure the tax, interest, and penalties that qualify for relief. We will figure these amounts for you.

NOTE: *Do not use Form 200 to make an injured spouse claim. You are an injured spouse if your share of an overpayment shown on your joint return was, or is expected to be, applied against your spouse's past-due state taxes, child support or spousal maintenance, or debts owed to another Arizona state agency.*

If you are an injured spouse, you may be entitled to receive a refund of your share of the overpayment. For information about amounts held for:

1. *Past-due state taxes, call one of the phone numbers listed on this page.*
2. *Child support or spousal maintenance, contact the Arizona Department of Economic Security.*
3. *Another Arizona state agency, contact that agency.*
4. *The IRS, contact the IRS.*
5. *A court, contact that court.*
6. *An Arizona city or town, contact that city or town.*

When and Where to File

File Form 200 as soon as you become aware of an unpaid tax liability that you think your spouse (or former spouse) should pay. The following are some of the ways you may become aware of such a liability.

- We have examined your tax return.
- We sent you a notice.

Do not file Form 200 with your tax return. Mail Form 200 to:

Arizona Department of Revenue
Individual Income Tax Audit - Attention Form 200
PO Box 29084
Phoenix, AZ 85038-9084

Mail Form 200 to the above address, even if you are working with a department employee due to an audit, an appeal or collection.

What Happens After You File Form 200

We will review your form to make sure it is complete. We will contact your spouse or former spouse to ask if he or she wants to take part in the process. Once we have all of the information needed to make a decision, we will send a determination letter to you and your spouse or former spouse. If you or your spouse does not appeal the decision within 90 days, the decision will become final.

Refunds Under Relief

The amount that may be refunded may be limited by the statute of limitations. In the following situations, you are eligible to receive a refund of certain payments you made.

Underpaid tax. If you are granted relief for an underpaid tax, you are eligible for a refund of separate payments that you made. You are not eligible for refunds of payments made with the joint return, joint payments, or payments that your spouse (or former spouse) made. For example, withholding tax and estimated tax payments cannot be refunded because they are considered joint payments made on the joint return.

Understated tax. If you are granted relief for an understated tax, you are eligible for a refund of certain payments made under an installment agreement that you entered into with the department if you have not defaulted on the installment agreement. Only installment payments made after the date you filed Form 200 are eligible for a refund.

Line-by-Line Instructions

NOTE: *You must have filed an Arizona income tax return for each year for which you are requesting relief.*

Name and Address Information

- Enter your name in the spaces provided.
- Enter your social security number. Make sure you enter your social security number correctly.
- Enter your current home address.
If you have a foreign address, enter the information in the following order: city, province or state, and country. Follow the country's practice for entering the postal code. Do not abbreviate the country name.
- Enter your daytime phone number.

You must complete lines 1 through 4 of Form 200. When you complete lines 3a through 3c, be sure to read the instructions for those lines. Be sure you complete any required statements for the type of relief you are requesting. Also be sure you include those required statements with Form 200 when you submit it. See the instructions for lines 3a through 3c to determine which statements you must include with Form 200.

If you completed federal Form 8857, you only need to complete lines 1 through 4 of Form 200. You may skip lines 5 through 20. In this case, do the following.

- Check the box to indicate you completed federal Form 8857.
- Include all required statements for the type of relief you are requesting.
- Include a copy of your completed federal Form 8857.
- Sign Form 200 on page 5 of the form.
- Mail Form 200 to the address shown on page 1 of Form 200.

NOTE: If you were granted relief by the IRS, please include a copy of the IRS letter with your Form 200.

Part 1 - Type of Relief

Line 1 - Relief Year(s)

Enter each tax year you want relief. If you are asking for relief for more than one tax year, you need to file only one Form 200. If you are asking for relief for more than three tax years, you must include a separate schedule.

Line 2 - Are You Asking for a Refund?

Check the box for each year you would like a refund, if you qualify for relief. You may have to provide proof of payment.

We will only refund payments you made with your own money. You must provide proof that you made the payment with your own money. Examples of proof are a copy of your bank statement or a canceled check. No proof is required if your individual refund was used by the department to pay tax you owed on a joint tax return for another year.

Lines 3a through 3c - Type of Relief Being Claimed

You may request innocent spouse relief for an understatement of tax no matter how small the amount. If you are divorced, separated, or no longer living with your spouse, you may request separation of liability between you and your spouse (or former spouse) for an understatement of tax on a joint return. Also, the department will consider your request for equitable relief in situations where it would be unfair to hold you liable for tax that should be paid only by your spouse (or former spouse).

On lines 3a through 3c, check the box for the type of relief you are claiming. Check all boxes that apply. Before, you check the box(es) for the type of relief you are claiming, you should understand the following terms.

- Joint and several liability
- Understatement of tax
- Underpayment of tax

Joint and Several Liability

Joint and several liability applies to all joint returns. This means that both you and your spouse (or former spouse) are liable for any underpayment of tax (tax shown on a return but not paid) plus any understatement of tax that may become due later. This is true even if a divorce decree states that your former spouse will be responsible for any amounts due on previously filed joint returns. Form 200 allows you to request that joint and several liability not apply to part or all of any unpaid tax.

Understatement of Tax

An understatement of tax, or deficiency, is the difference between the total amount of tax that the department determines should have been shown on the return, and the amount that actually was shown on the return.

Underpayment of Tax

An underpayment of tax is tax that is properly shown on the return, but not paid.

Community Property Laws

You must generally follow community property laws when filing a tax return, if you are married. Generally, community property laws require you to allocate community income and expenses equally between both spouses. However, community property laws are not taken into account in determining whether an item belongs to you or your spouse (or former spouse) for purposes of requesting any relief from liability.

Line 3a - Separation of Liability

If you filed a joint return for the year(s) entered on line 1, you may be able to separate liability for any **understatement** of tax on the return(s) between you and your spouse (or former spouse). You can request to do so if you and that person:

- Are no longer married, or
- Are legally separated, or
- Have lived apart at all times during the 12-month period prior to the date you file Form 200.

NOTE: A widow or widower is considered no longer married.

Even if you meet the above requirements, the department will not grant your request for separation of liability if any of the following applies.

- You and your spouse transferred assets as part of a fraudulent scheme.
- At the time you signed your joint return (unless signed under duress), you had actual knowledge that items giving rise to the deficiency and allocable to your spouse were incorrect.
- You transferred property to your spouse (or former spouse) just to avoid tax or the payment of tax.

Requesting Separation of Liability

If you are asking for separation of liability, check the box on line 3a.

Required documentation (even if you included a completed federal Form 8857).

If you checked box 3a, include a statement with Form 200 that shows the total amount of the understatement of tax. For each item that resulted in an understatement of tax, explain whether the item is attributable to you, your spouse (or former spouse), or both of you. For example, unreported income earned by your spouse (or former spouse), would be allocated to that person. An overstated deduction of home mortgage interest on a home you owned jointly that was paid from a joint checking account would generally be allocated equally between both of you.

Line 3b - Innocent Spouse Relief

If you qualify for separation of liability, you may not need to request innocent spouse relief. The amount of relief allowed by requesting separation of liability will usually be equal to or greater than the amount allowed by requesting innocent spouse relief. However, you may still request innocent spouse relief, if you wish.

You may be allowed innocent spouse relief if all of the following apply.

- You filed a joint return for the year(s) entered on line 1.
- There is an **understatement** of tax on the return(s) that is due to erroneous items of your spouse (or former spouse).
- You can show that when you signed the return(s) you did not know and had no reason to know that the understatement of tax existed (or the extent to which the understatement existed).
- Taking into account all the facts and circumstances, it would be unfair to hold you liable for the understatement of tax.

Erroneous Items

Erroneous items are either of the following.

1. **Unreported income.** This is any gross income item received by your spouse that is not reported.
2. **Incorrect deduction, credit, or basis.** This is any improper deduction, credit, or property basis claimed by your spouse.

The following are examples of erroneous items.

1. The expense for which the deduction was taken was never made. For example, your spouse deducted \$10,000 of advertising expenses on federal Schedule C, but never paid for any advertising.
2. The expense does not qualify as a deductible expense. For example, your spouse claimed a business fee deduction of \$10,000 that was for the payment of state fines; fines are not deductible.
3. No legal argument can be made to support the deductibility of the expense. For example, your spouse claimed \$4,000 for security costs related to a home office, which were actually veterinary and food costs for your family's two dogs.

Any income, deduction, or credit is an erroneous item if **all** of the following apply.

- It is omitted from or incorrectly reported on the joint return.
- It is attributable to your spouse (or former spouse).
- It results in an understatement of tax.
- You did not know and had no reason to know about the understatement or the extent of it (see **Partial Innocent Spouse Relief** next).

Partial Innocent Spouse Relief

If you knew about any of the erroneous items, but not the full extent of the item(s), you may be allowed relief for part of the understatement. Explain in the statement you include with Form 200, how much you knew and why you did not know, and had no reason to know, the full extent of the item(s).

Requesting Innocent Spouse Relief

If you are asking for innocent spouse relief, check the box on line 3b.

Required documentation (even if you included a completed federal Form 8857).

If you checked box 3b, include a statement to Form 200 explaining why you believe you qualify. The statement will vary depending on your circumstances, but should include **all** of the following.

- The amount and a detailed description of each erroneous item, including why you had no reason to know about the item or the extent to which you knew about the item.
- The amount of the understatement of tax for which you are liable and are seeking relief.
- Why you believe it would be unfair to hold you liable for the understatement of tax.

Line 3c - Equitable Relief

You may be allowed equitable relief if, taking into account all the facts and circumstances, it would be unfair to hold you liable for any understatement or underpayment of tax that should be paid only by your spouse (or former spouse).

You can be allowed equitable relief only for an underpayment of tax, or part or all of any understatement of tax that does not qualify for either separation of liability or innocent spouse relief. You should request separation of liability or innocent spouse relief for any understatement of tax; unless you are sure you are not eligible. The department will consider equitable relief if it determines that innocent spouse relief and separation of liability do not apply.

Requesting Equitable Relief

If you are asking for equitable relief, check the box on line 3c.

Required documentation (even if you included a completed federal Form 8857).

If you checked box 3c, include an explanation of why you believe it would be unfair to hold **you** liable for the tax instead of your spouse (or former spouse). If you are including a statement for separation of liability or innocent spouse relief, include only the additional information you believe supports your request for equitable relief.

Part 2 - Information About You and Your Spouse (or Former Spouse)

Line 5 -

The department must contact your spouse or former spouse. There are no exceptions, even for victims of spousal abuse or domestic violence.

We will inform your spouse or former spouse that you filed Form 200 and will allow him or her to participate in the process. If you are asking for relief from joint and several liability on a joint return, we must also inform him or her of our determination regarding your request for relief.

To protect your privacy, we will not disclose your personal information like your current name, address or phone number. We will not disclose information about your employer, your income or assets, or any other information that does not relate to making a determination about your request for relief from liability.

On line 5, enter the current name and SSN of the person to whom you were married at the end of the year(s) listed on line 1. If the name of your spouse (or former spouse) shown on that year's tax return(s) is different from the current name, enter it in parentheses after the current name. For example: Joan Oak (formerly Joan Pine). Enter the current address and phone number if you know it.

Lines 6 through 10 -

Answer questions 6 through 10.

Part 3 - Your Financial and Return Preparation Involvement

Lines 11 through 17 -

Answer questions 11 through 17.

By law, if a person's name is signed to a return, it is presumed to be signed by that person. You must prove that your signature on the joint return was forged or that you signed under duress (threat of harm or other form of coercion). Include a statement explaining why you believe your signature was forged or why you signed under duress.

Forged Signature

Your signature on a joint return is considered to be forged if it was not signed by you and you did not authorize (give tacit consent) the signing of your name to the return.

Tacit Consent

Tacit consent means that, based on your actions at the time the joint return was filed, you agreed to the filing of the joint return. You may be considered to have given tacit consent if any of the following apply.

- You gave tax information (such as Forms W-2 and 1099) to your spouse.
- You did not object to the filing.
- You did not have a valid reason to refuse to file jointly.
- There was an apparent advantage to you in filing a joint return.

We will also consider whether you filed joint returns with your spouse or former spouse in prior years and whether you filed a separate income tax return for that year.

Signed Under Duress

You are considered to have signed under duress (threat of harm or other form of coercion) if you were unable to resist demands to sign the return and you would not have signed the return except for the constraint applied by your spouse or former spouse. The duress must be directly connected with the signing of the joint return.

Part 4 - Your Current Financial Situation

Lines 18 through 20 -

Complete lines 18 through 20.

Sign and Date Form 200 -

Sign Form 200 in the space provided. We cannot consider your Form 200 if you do not sign it. If you do not sign it, we will return it to you. Also be sure to date it.

Paid Preparer Must Sign Form 200 -

Anyone that you pay to prepare Form 200 for you must sign the Form 200 in the space provided. The preparer must give you a copy of the completed Form 200 for your records. Someone who prepares Form 200 but does not charge you should not sign Form 200.

If you pay someone else to prepare your Form 200, that person must also include an ID number where requested.

A paid preparer may use any of the following.

- his or her PTIN
- his or her SSN
- the EIN for the business

A paid preparer who fails to include the proper ID numbers may be subject to a penalty.

Use Form 201 if you rented in 2014 and are claiming the property tax credit. This certificate shows what portion of your rent money went to pay taxes. Your landlord or designated agent must sign and complete this form in order for you to qualify for your credit. **USE BLACK INK ONLY.**

HOW TO USE THIS FORM

Homeowners:

1. If you own the home you live in, **do not** use this form. Homeowners claiming a property tax credit rebate **must** send a statement of property taxes paid rather than this form. See Form 140PTC instructions.

Renters Seeking a Tax Rebate on Form 140PTC:

1. Ask your landlord to complete Part 2 of this form.
2. Complete Parts 1 and 3 if you qualify. See instructions.
3. Use this information to complete your Form 140PTC.
4. **Include this certificate with your Form 140PTC and keep a copy for your tax records.**

IMPORTANT: For 2014, be sure to have your landlord complete this form well before **April 15** or request an extension to protect the credit. Landlords may not have the information immediately available.

Part 1 To be Completed by Tenant

First Name and Initial - also give spouse's name and initial	Last Name	Social Security Number

Part 2 To be Completed by Your Landlord

1	Name of Landlord			
2	Number and Street Address			
3	City	County	State	ZIP Code
4	Business Name of Rental Property (if applicable)			
5	Number and Street Address			
6	City	County	State	ZIP Code
7	If any of your tenants received rent subsidies in 2014, check this box			7 <input type="checkbox"/>
8	If the property was exempt from property tax during 2014, check this box..... If you checked box 8, tenants may not claim the property tax credit on any form or schedule.			8 <input type="checkbox"/>
9	If you occupy any portion of the property you rent or lease to others, check this box			9 <input type="checkbox"/>
10	Enter property tax factor			10 <input type="text"/>

Signature of Responsible Party:

I declare that I have examined this statement and to the best of my knowledge and belief, it is correct and complete.

11	_____	_____
	SIGNATURE OF OWNER, LESSOR, OR MANAGER OF RENTAL PROPERTY	DATE
12	_____	() _____
	PRINT OR TYPE NAME OF SIGNING PARTY	OWNER'S OR PROPERTY MANAGER'S PHONE NUMBER (for verification of information only)

Part 3 Tenant Claiming Property Tax Credit Must Complete Part 3

13	Enter total rents paid in 2014 not including subsidies	13	.00
14	Enter property tax factor from Part 2, line 10.....	14	.
15	Multiply line 13 by line 14. Enter the result here and on Form 140PTC, line 13. This is the amount of rent which constitutes property taxes	15	.00

2014 Renter's Certificate of Property Taxes Paid

Notice to Landlord

If your tenant requests a Form 201, you must provide that tenant with Form 201 to comply with Arizona law (Arizona Revised Statutes § 43-1072). You must complete and sign the Form 201 before you give the form to your tenant.

Part 1 - To be Completed by the Tenant

Use black ink only. Type or print your first name, middle initial and last name. Make sure you write your social security number (SSN) in the space provided.

Part 2 - To be Completed by the Landlord or the Designated Agent

The landlord or the landlord's agent must complete Part 2 of this form and furnish the form to the tenant. The tenant will need the information in Part 2 to claim the property tax credit.

Lines 1, 2, and 3 -

Use black ink only. Type or print your name, address, and ZIP Code.

Lines 4, 5, and 6 -

Type or print the business name. Also type or print the address of the rental property.

Line 7 -

Check the box on line 7 if one or more of your tenants received a rent subsidy from federal, state, or local government.

NOTE: Public housing operated by the city, county, state, or qualified charitable institutions that do not pay property taxes will report a property tax factor of zero on line 10. Add any rent (or property tax) paid by a government agency (i.e., HUD, Arizona Department of Economic Security, etc.) to the rent received from the tenant to calculate the property tax factor.

For more information, see the department's income tax ruling, ITR 94-6. To get a copy of this ruling, visit our web site at www.azdor.gov.

Line 8 -

Check the box on line 8 if the property was **exempt** from property tax during 2014. If you check this box, tenants may not claim the property tax credit on any form or schedule.

Line 9 -

Check the box on line 9 if **you** occupy any portion of the property **you** rent or lease to others.

Line 10 -

The landlord must provide a property tax factor to each tenant requesting a Form 201. Use the following formula to calculate the factor.

$$\frac{\text{Total property tax paid on rental units}}{\text{Total rental income}} = \text{Property tax factor}$$

Example:

Landlord L owns a duplex. Landlord L had three tenants during 2014. During 2014 Landlord L received \$20,000 of rental income from these tenants. During 2014, each tenant paid the following amount of rent.	
Tenant A rented unit one for 8 months	\$ 7,200
Tenant B rented unit one for 4 months	\$ 3,400
Tenant C rented unit two for the full year	\$ 9,400
Total rental income	\$ 20,000
Landlord L paid \$2,120 in property taxes for 2014. Landlord L figures the property tax factor as follows: Landlord L divides the property taxes paid in 2014 by the total rental income received in 2014.	
$\frac{\$ 2,120}{\$ 20,000} = .106 = \text{Property Tax Factor}$	
Each tenant uses the same factor.	

Line 11 -

The owner, lessor, or manager of the rental property must sign and date the Form 201.

Line 12 -

Type or print the name signed on line 11. Also type or print the telephone number the department can use to verify information on the form.

Part 3 - To Be Completed by the Tenant (after Landlord (or agent) completes Part 2)

NOTE: Only one renter in each rental unit can claim the property tax credit. If you are filing a joint Arizona return, enter your names (in the space provided above Part 1) as they appear on your return. Only enter the social security number of the person claiming the credit.

Some qualifications to claim the Property Tax Credit are as follows:

- You paid rent.
- You are 65 or older on December 31, 2014, **OR** if you are under age 65, you are on SSI Title 16.
- You do not live in public housing operated by the city, county, state, or qualified charitable institutions that do not pay property taxes.

Line 13 -

Enter the total rents you paid for the taxable year. Do not include any rent subsidies you received from federal, state, or local governments.

Line 14 -

If property tax factor, line 10, is **zero**, you may **not** claim a property tax credit from this form.

Important: Keep one copy of this form for your tax records.

For calendar year 2014, or fiscal year beginning MM/DD/2014 and ending MM/DD/20YY.

- The spouse claiming more than one-half (1/2) of the total personal exemption must include the original election to his or her Arizona income tax return.
- The spouse claiming less than one-half (1/2) of the total personal exemption must include a copy of the election to his or her Arizona income tax return.
- Both spouses must sign and date this form on page 2.

Name of Spouse – claiming more than one-half (1/2) of the total exemption	Social Security Number
Name of Spouse – claiming less than one-half (1/2) of the total exemption	Social Security Number

Who Must File Form 202

The following taxpayers must complete Form 202:

1. Married taxpayers filing separate returns, claiming no dependents, with one spouse claiming a personal exemption of more than \$2,100 of the \$4,200 exemption. Complete Part 1 or Part 2.
2. Married taxpayers filing separate returns, claiming at least one dependent, with one spouse claiming a personal exemption of more than \$3,150 of the \$6,300 exemption. Complete Part 3 or Part 4.
3. A married person who qualifies to file as head of household, with one spouse claiming a personal exemption of more than \$3,150 of the \$6,300 exemption. Complete Part 3 or Part 4.

Once you make this election for the tax year, you cannot change the agreed upon amounts for that year without making another election. You must complete a new Form 202, and each spouse must file an amended Arizona income tax return (Form 140X) to change an election.

- Original Election
 Amended Election

If one spouse is a full-year resident and the other spouse is a part-year resident or nonresident, the full-year resident should complete the appropriate column in Part 1 or Part 3, and the part-year resident or nonresident should complete the appropriate column in Part 2 or Part 4.

Part 1	For Full-Year Residents Only (Form 140 or 140A) Claiming No Dependents	SPOUSE CLAIMING MORE THAN 1/2	SPOUSE CLAIMING LESS THAN 1/2
1	Total personal exemption allowed married taxpayers claiming no dependents 1 Amount of personal exemption each spouse is claiming on his or her separate Arizona return.	\$ 4,200.00	\$ 4,200.00
2	Enter the result here. Also enter the result on Form 140, page 2, line 44, or Form 140A, page 1, line 19. If one spouse is a nonresident or part-year resident, that spouse should complete Part 2 below..... 2	\$.00	\$.00

Part 2	For Part-Year Residents (Form 140PY) or Nonresidents (Form 140NR) Claiming No Dependents	SPOUSE CLAIMING MORE THAN 1/2	SPOUSE CLAIMING LESS THAN 1/2
1	Total personal exemption allowed (prior to prorating) married taxpayers claiming no dependents. 1	\$ 4,200.00	\$ 4,200.00
2	Amount of personal exemption each spouse is claiming (prior to prorating) on his or her separate Arizona return. If you are a part-year resident who is an active duty military member who either began or gave up Arizona residency during 2014, skip lines 3 and 4, and enter this amount on Form 140PY, page 2, line 57. If you are a nonresident who is an active military member, skip lines 3 and 4, and enter this amount on Form 140NR, page 2, line 54. All other taxpayers complete lines 3 and 4..... 2	\$.00	\$.00
3	If you are a part-year resident, enter your Arizona percentage from Form 140PY, page 1, line 28. If you are a nonresident, enter your Arizona percentage from Form 140NR, page 1, line 27 3	%	%
4	Multiply line 2 by the percentage on line 3. If you are a part-year resident, enter the result here and on Form 140PY, page 2, line 57. If you are a nonresident, enter the result here and on Form 140NR, page 2, line 54 4	\$.00	\$.00

Name of Spouse – claiming more than 1/2 of the total exemption as shown on page 1	Social Security Number
Name of Spouse – claiming less than 1/2 of the total exemption as shown on page 1	Social Security Number

Part 3	For Full-Year Residents Only (Form 140 or 140A) Claiming at Least One Dependent	SPOUSE CLAIMING MORE THAN 1/2	SPOUSE CLAIMING LESS THAN 1/2
1	Total personal exemption allowed married taxpayers claiming at least one dependent..... Amount of personal exemption each spouse is claiming on his or her separate Arizona return.	\$ 6,300.00	\$ 6,300.00
2	Enter the result here. Also enter the result on Form 140, page 2, line 44, or Form 140A, page 1, line 19. If one spouse is a nonresident or part-year resident, that spouse should complete Part 4 below.....	\$.00	\$.00

Part 4	For Part-Year Residents (Form 140PY) or Nonresidents (Form 140NR) Claiming at Least One Dependent	SPOUSE CLAIMING MORE THAN 1/2	SPOUSE CLAIMING LESS THAN 1/2
1	Total personal exemption allowed (prior to prorating) married taxpayers claiming at least one dependent.....	\$ 6,300.00	\$ 6,300.00
2	Amount of personal exemption each spouse is claiming (prior to prorating) on his or her separate Arizona return. If you are a part-year resident who is an active duty military member who either began or gave up Arizona residency during 2014, skip lines 3 and 4, and enter this amount on Form 140PY, page 2, line 57. If you are a nonresident who is an active military member, skip lines 3 and 4, and enter this amount on Form 140NR, page 2, line 54. All other taxpayers complete lines 3 and 4.....	\$.00	\$.00
3	If you are a part-year resident, enter your Arizona percentage from Form 140PY, page 1, line 28. If you are a nonresident, enter your Arizona percentage from Form 140NR, page 1, line 27.....	%	%
4	Multiply line 2 by the percentage on line 3. If you are a part-year resident, enter the result here and on Form 140PY, page 2, line 57. If you are a nonresident, enter the result here and on Form 140NR, page 2, line 54.....	\$.00	\$.00

We, the undersigned, agree to divide the personal exemption as shown in Part 1, Part 2, Part 3 or Part 4 of this form. **Both spouses must sign:**

→ _____
Signature of spouse claiming more than one-half (1/2) of total personal exemption Date

→ _____
Signature of spouse claiming less than one-half (1/2) of total personal exemption Date

DO NOT STAPLE ANY ITEMS TO THE RETURN.

For the calendar year 2014 or fiscal year beginning MM,DD,YY 2,0,1,4 and ending MM,DD,YY 2,0,1,4 **66**

1 Your First Name and Middle Initial	Last Name	Enter your SSN(s). Your Social Security Number
1 Spouse's First Name and Middle Initial (if filing joint)	Last Name	Spouse's Social Security No.
2 Current Home Address - number and street, rural route	Apt. No.	Daytime Phone (with area code) 94
3 City, Town or Post Office	State	ZIP Code

REVENUE USE ONLY. DO NOT MARK IN THIS AREA.

88

81 PM **80** RCVD

Resident Personal Income Tax Forms – Check only one box:

140 140A 140EZ 140PTC 140ET

Part-Year Resident Personal Income Tax, Form 140PY

Nonresident Personal Income Tax, Form 140NR

All extension requests must be postmarked on or before the original due date of the return, unless the original due date falls on a Saturday, Sunday, or legal holiday. In that case, your request must be postmarked on or before the business day following that Saturday, Sunday, or legal holiday. If you are a calendar year filer, your request for a 2014 filing extension must be postmarked on or before April 15, 2015.

An Arizona extension cannot be granted for more than six months beyond the original due date of the return. Arizona will grant an automatic six-month extension to individuals filing Forms 140, 140A, 140EZ, 140NR, 140PY, 140PTC or 140ET. Arizona will accept a valid federal extension for the period covered by the federal extension. This includes the automatic six-month individual federal filing extension.

CHECK ONE BOX:

	Fiscal Tax Year Ending	Return Due Date
<input type="checkbox"/> Individual Calendar Year Filers: (filing Forms 140, 140A, 140EZ, 140NR, 140PY, 140PTC or 140ET) This is a request for an automatic 6-month filing extension		October 15, 2015
<input type="checkbox"/> Individual Fiscal Year Filers: (automatic 6-month extension period) Enter taxable year-end date and 6-month extended due date		

A federal extension will be used to file this tax return. This form is being used to transmit the Arizona extension payment.

1 Tax liability for 2014. You may estimate this amount	1		00
2 Arizona income tax withheld during 2014	2	00	
3 Arizona estimated tax payments for 2014	3	00	
4 Credits you will claim on your 2014 return. See Arizona Form 301 for a list of credits. 4	4	00	
5 Add lines 2 through 4	5		00
6 Balance of Tax: Subtract line 5 from line 1	6		00
7 Enter amount of payment enclosed with this extension..... PAYMENT ENCLOSED ▶	7		00

- Make check payable to Arizona Department of Revenue; **write your SSN and tax year on your payment.**
- **Include your payment with this form.**

• **IMPORTANT:** If you are filing under a federal extension but are making an Arizona extension *payment by credit card or electronic payment*, **do not mail Form 204** to us. We will apply your extension tax payment to your account.

• If you **are** sending a payment with this request, mail to Arizona Department of Revenue, PO Box 29085, Phoenix, AZ 85038-9085.

• If you are **not** sending a payment with this request, mail to Arizona Department of Revenue, PO Box 52138, Phoenix, AZ 85072-2138.

THIS PAGE INTENTIONALLY LEFT BLANK

2014 Filing Extension For Individuals

For information or help, call one of the numbers listed:

Phoenix (602) 255-3381
From area codes 520 and 928, toll-free (800) 352-4090

Tax forms, instructions, and other tax information

If you need tax forms, instructions, and other tax information, go to the department's website at www.azdor.gov.

Income Tax Procedures and Rulings

These instructions may refer to the department's income tax procedures and rulings for more information. To view or print these, go to our website and click on *Legal Research* then click on *Procedures* or *Rulings* and select a tax type from the drop down menu.

Publications and Brochures

To view or print the department's publications and brochures, go to our website and click on *Publications*.

Use of Form 204

Leave the paper behind and e-file your Arizona extension request. Visit www.azdor.gov for e-file requirements.

Use Form 204 to apply for an extension of time to file an Arizona Form 140, 140A, 140EZ, 140ET, 140PTC, 140PY, or 140NR. Individuals use this form to apply for an automatic six (6) month extension.

If you are using Form 204 to request a filing extension for an Arizona Form 140NR composite return, enter the partnership's or S corporation's employer identification number (EIN) in the area designated for an individual's social security number (SSN).

Also, use Form 204 to remit an extension payment whether you are requesting an Arizona extension or using a valid federal extension. However, if you are filing under a federal extension, but making an electronic extension payment or making an extension payment using a credit card, you do not need to mail in Form 204. Arizona will accept your federal extension for the period covered by the federal extension.

Foreign Address

If you have a foreign address, enter the information in the following order: city, province or state, and country. Follow the country's practice for entering the postal code. Do not abbreviate the country name.

When to File

For 2014, you must file Form 204 by April 15, 2015 (or by the original due date of your return).

Complete Form 204 to request an automatic six (6) month extension. Mark your envelope "2014 Extension Request."

If you are **sending a payment** with this request, mail the form to:

Arizona Department of Revenue
PO Box 29085
Phoenix, AZ 85038-9085

If you are **not sending a payment** with your request, mail the form to:

Arizona Department of Revenue
PO Box 52138
Phoenix, AZ 85072-2138

The department will not return a copy of the Form 204 to you. Be sure to keep a copy of the completed Form 204.

An extension does not extend the time to pay your income tax. You must still pay your tax liability by April 15 (or by the original due date of your return). If you do not pay at least 90% (.90) of the income tax liability disclosed by your return by the return's original due date, you will be subject to the extension underpayment penalty. We charge interest from the original due date to the date of payment.

Extension Underpayment Penalty: We impose this penalty if you do not pay at least 90% (.90) of the income tax liability shown on your return filed under an extension by the return's original due date. The extension underpayment penalty is ½ of 1% (.005) of the income tax not paid for each 30-day period or fraction of a 30-day period. We impose this penalty from the original due date of the return until you pay the tax. The extension underpayment penalty cannot exceed 25% (.25) of the unpaid income tax. If we charge you the extension underpayment penalty, we will not charge you the late payment penalty under Arizona Revised Statutes (A.R.S.) § 42-1125(D).

Nonresident Aliens

The due date for your Arizona return is not the same as the due date for your federal return. Your Arizona return is due by April 15 even though your federal return is due on June 15. If you want to file your Arizona return after April 15, you must ask for a filing extension. You must file this request by April 15. Arizona will allow up to a 6-month extension. This will allow you to file your return by October 15, 2015.

If you have a federal 6-month extension, you can file your Arizona return under that extension. If you file using your federal extension, Arizona will also allow you an extra 6 months. Because we will allow only 6 months, the due date for your Arizona return is not the same as the due date for your federal return. In this case, your Arizona return will be due by October 15 even though your federal return will not be due until December 15. If you file your 2014 Arizona calendar return after October 15, 2015, your return will be late.

Making Your Payment

Individuals may make extension payments by check, electronic check, money order, or credit card.

Partnerships or S corporations making an extension payment on behalf of nonresidents participating in the filing of an Arizona Form 140NR composite return must make that payment by check or money order.

Check or money order

If paying by check or money order, make your check or money order payable to Arizona Department of Revenue.

Write your **SSN** (or EIN) and **2014 Extension Request** on the **front** of your check or money order.

Include your check with Form 204.

Electronic payment from your checking or savings account

You can make an electronic payment from your checking or savings account to pay your balance due for 2014. There is no fee to use this method. To make an electronic payment, go to www.aztaxes.gov and click on the "Make a Payment" link. The "E-Check" option in the "Payment Method" drop-down box will debit the amount from the checking or savings account that you specify. If you make an electronic payment from your checking or savings account, you will receive a confirmation number. **Please keep this confirmation number as proof of payment.**

NOTE: *You may not make an electronic payment from your checking or savings account if the payment will ultimately be coming from a foreign account. In this case, you must pay by check or money order.*

Credit card payment

You can pay with your Visa, MasterCard, Discover, or American Express credit card. Go to www.AZTaxes.gov and click on the "Make a Payment" link and choose the credit card option. This will take you to a third party vendor site (provider). The provider **will charge** you a convenience fee based on the amount of your tax payment. The provider will tell you what the fee is during the transaction; you will have the option to continue or cancel the transaction. If you complete the credit card transaction, you will receive a confirmation number. **Please keep this confirmation number as proof of payment.**

Instructions Before Mailing

Make sure that you have completed all the information requested on the **front** of the form.

To avoid an extension underpayment penalty, make sure you pay at least 90% (.90) of your Arizona tax liability.

Name (first, middle initial, last) If joint return, also give spouse's name and middle initial

Social Security Number

Part A Calculation of Underpayment

1	I am claiming an exception from the imposition of the estimated payment penalty because I qualified for federal relief under I.R.C. §6654. Check box and see instructions.....	1	<input type="checkbox"/>	
2	Amount of tax for 2014 from Form 140, page 2, line 48, or Form 140PY, page 2, line 61, or Form 140NR, page 2, line 58	2		00
3	Tax credits claimed on your 2014 Arizona return	3		00
4	Subtract line 3 from line 2	4		00
5	Arizona tax withheld during 2014. Do not include any estimated tax payments or extension payments on this line.....	5		00
6	Subtract line 5 from line 4. If less than \$1,000, stop here. You do not owe the penalty. Do not file Form 221	6		00
7	Multiply line 4 by 90% (.90).....	7		00
8	Enter the immediately preceding year's tax liability after tax credits. See instructions	8		00
9	Required Annual Payment: Enter the lesser of line 7 or line 8.....	9		00

	(a)	(b)	(c)	(d)
	Apr-15-2014	Jun-16-2014	Sep-15-2014	Jan-15-2015
10	Payment date.....	10		
11	Divide the amount on line 9 by the number of payments required for the year (usually four). Enter the result in appropriate columns. <input type="checkbox"/> Check this box if you use any other installment method. If you annualize, complete the worksheet on page 2 of this form and enter the amount from line 23 of that worksheet in each column of line 11..	11		
12	Estimated tax paid and income tax withheld. See instructions	12		
13	Overpayment: See instructions	13		
14	Add lines 12 and 13	14		
15	Underpayment: Subtract line 14 from line 11; or Overpayment: Subtract line 11 from line 14	15		

Part B Underpayment of Estimated Tax Penalty

16	Rate Period One: 3% (Apr-15-14 through Jun-30-14) Computation starting date for this period	16	Apr-15-14	Jun-16-14		
17	Number of days after the date on line 16 through the date the amount on line 15 was paid or June 30, 2014 whichever is earlier	17	Days:	Days:		
18	$\frac{\text{Number of days on line 17}}{365} \times 3\% \times \text{underpayment on line 15}$	18				
19	Rate Period Two: 3% (Jul-1-14 through Sep-30-14) Computation starting date for this period	19	Jun-30-14	Jun-30-14	Sep-15-14	
20	Number of days after the date on line 19 through the date the amount on line 15 was paid or September 30, 2014 whichever is earlier.....	20	Days:	Days:	Days:	
21	$\frac{\text{Number of days on line 20}}{365} \times 3\% \times \text{underpayment on line 15}$	21				
22	Rate Period Three: 3% (Oct-1-14 through Dec-31-14) Computation starting date for this period	22	Sep-30-14	Sep-30-14	Sep-30-14	
23	Number of days after the date on line 22 through the date the amount on line 15 was paid or December 31, 2014 whichever is earlier.....	23	Days:	Days:	Days:	
24	$\frac{\text{Number of days on line 23}}{365} \times 3\% \times \text{underpayment on line 15}$	24				
25	Rate Period Four: * % (Jan-1-15 through Apr-15-15) Computation starting date for this period	25	Dec-31-14	Dec-31-14	Dec-31-14	Jan-15-15
26	Number of days after the date on line 25 through the date the amount on line 15 was paid or April 15, 2015 whichever is earlier.....	26	Days:	Days:	Days:	Days:
27	$\frac{\text{Number of days on line 26}}{365} \times * \% \times \text{underpayment on line 15 plus any penalty from Rate Periods 1, 2 and 3 if the underpayment is unpaid as of Jan-1-15}$	27				
28	Penalty: Column (a) - Add lines 18, 21, 24, 27. Enter total on line 28 of col. (a). Column (b) - Add lines 18, 21, 24, 27. Enter total on line 28 of col. (b). Column (c) - Add lines 21, 24, 27. Enter total on line 28 of col. (c). Column (d) - Enter the amount from column (d), line 27	28				
29	Penalty Limitation. In columns (a) through (d), list the smaller of line 15 x 10% or the amount from line 28.....	29				
30	TOTAL PENALTY: Add the amounts in columns a, b, c, and d, line 29 (see instructions).....	30				00

Your Name (as shown on page 1)

Your Social Security Number

Annualized Income Installment Worksheet

Complete lines 1 through 23 of one column before completing the next column.

		Jan-1-14 to Mar-31-14	Jan-1-14 to May-31-14	Jan-1-14 to Aug-31-14	Jan-1-14 to Dec-31-14
1	Enter your Arizona adjusted gross income without your dependent, qualifying parent or grandparent, blind, or over 65 exemptions for each period.....				
2	Annualization amounts.....	4.0	2.4	1.5	1.0
3	Annualized income: Multiply line 1 by line 2				
4	Enter your itemized deductions for the period shown in each column. If you do not itemize, enter "zero" and skip to line 7.....				
5	Annualized amounts	4.0	2.4	1.5	1.0
6	Annualized itemized deductions: Multiply line 4 by line 5				
7	Enter your standard deduction from Arizona Form 140, line 43, Form 140PY, line 56, or Form 140NR, line 53.....				
8	Enter the amount from line 6 or line 7, whichever is larger.....				
9	Subtract line 8 from line 3				
10	Enter the amount allowed for personal, blind, over 65, dependent, and qualifying parent or grandparent exemptions claimed on your Arizona Form 140, Form 140PY, or Form 140NR				
11	Subtract line 10 from line 9				
12	Figure your tax on the amount on line 11 using Tax Table X or Y				
13	For each period, enter the amount of tax credits allowed on your Arizona Form 140, Form 140PY, or Form 140NR				
14	Subtract line 13 from line 12. If zero or less, enter "zero"				
15	Applicable percentages.....	22.5%	45%	67.5%	90%
16	Multiply line 14 by line 15.....				
17	Enter the combined amounts of line 23 from all preceding columns.....				
18	Subtract line 17 from line 16. If less than zero, enter "zero"				
19	Divide line 9 from page 1, of this Form 221, by four (4), and enter the result in each column				
20	Enter the amount from line 22 of the preceding column of this worksheet.....				
21	Add lines 19 and 20, and enter the total				
22	If line 21 is more than line 18, subtract line 18 from line 21. Otherwise, enter "zero"				
23	Enter the smaller of line 18 or line 21 here and on page 1, line 11.				

2014 Underpayment of Estimated Tax by Individuals

Arizona Form 221

Phone Numbers

For information or help, call one of the numbers listed:

Phoenix (602) 255-3381
 From area codes 520 and 928, toll-free (800) 352-4090

Tax forms, instructions, and other tax information

If you need tax forms, instructions, and other tax information, go to the department's website at www.azdor.gov.

Income Tax Procedures and Rulings

These instructions may refer to the department's income tax procedures and rulings for more information. To view or print these, go to our website and click on *Legal Research* then click on *Procedures* or *Rulings* and select a tax type from the drop down menu.

Publications and Brochures

To view or print the department's publications and brochures, go to our website and click on *Publications*.

Purpose of Form

Certain people must make estimated income tax payments. We will charge a penalty if a person fails to make any required payment.

Use Form 221 to figure if you paid enough estimated tax. Also, use this form to see if you are subject to penalty for any late or underpaid payment.

Am I Subject to the Penalty?

You are subject to the penalty if you had to make estimated payments, but did not pay the right amount or made a payment late.

You must have made estimated payments during 2014 if the following apply:		
Your filing status is:	AND Your Arizona gross income for 2013 was greater than:	AND Your Arizona gross income for 2014 exceeded:
Married Filing Joint	\$150,000	\$150,000
Single	\$75,000	\$75,000
Head of Household	\$75,000	\$75,000
Married Filing Separate	\$75,000	\$75,000

What is My Arizona Gross Income for Estimated Payment Purposes?

If you are a:	Your Arizona gross income is:
Full year Arizona resident	Your federal adjusted gross income. This amount is found on line 12 of your 2013 and 2014 Arizona Form 140.
Part year Arizona resident	That part of your federal adjusted gross income that you must report to Arizona. This amount is found on line 15 of your 2013 Arizona Form 140PY and line 27 of your 2014 Arizona Form 140PY.
Arizona nonresident	That part of your federal adjusted gross income derived from Arizona sources. This amount is found on line 15 of your 2013 Arizona Form 140NR and line 26 of your 2014 Arizona Form 140NR.

If your Arizona gross income was less than the prescribed thresholds (\$75,000 or \$150,000 if married filing joint) for either 2013 or 2014, you are not subject to the penalty.

Should I Complete This Form?

If you had to make estimated payments during 2014, you must complete this form unless one of the following applies.

- Your 2014 Arizona tax liability is less than \$1,000. This is the amount of tax shown on your return reduced by any Arizona income tax withheld during the taxable year and any allowable tax credits that you are claiming.
- The Arizona tax withheld from your wages or withheld from other payments during 2014 is equal to, or is more than, your required annual payment (Form 221, line 9).
- You report as a farmer or fisherman for federal purposes and you are a calendar year filer **and**:
 - You file your Arizona return by March 1, 2015.
 - You pay in full the amount stated as payable on the return.
- You report as a farmer or fisherman for federal purposes and you are a fiscal year filer **and**:
 - You file your Arizona return on or before the first day of the third month after the end of the fiscal year.
 - You pay in full the amount stated as payable on the return.

If any of items 1 through 4 above apply to you, you do not have to complete Form 221. Otherwise, complete this form to see if you are subject to the penalty. If you have to complete Form 221, you must include the completed Form 221 with your Arizona Form 140, Form 140PY, or Form 140NR.

If you had to make estimated payments, your payments, when added to your Arizona withholding, must total either 90% of the tax due for 2014, or 100% of the tax due for 2013.

You can use your 2013 tax to figure the amount of payments that you must have made during 2014 only if you filed a 2013 Arizona income tax return.

Part A - Calculation of Underpayment

If you file an amended return by the due date of your original return, use the amounts shown on your amended return to figure your underpayment. If you file an amended return after the due date, use the amounts shown on your original return. For more information, see Individual Income Tax Ruling ITR 02-4.

Line 1 -

Complete line 1 if you are claiming an exception from the penalty because you qualified for federal relief under Internal Revenue Code (IRC) § 6654. You may claim either an exception from the penalty, or you may claim a penalty waiver.

Penalty Exceptions

You will not have to pay the penalty if either 1 or 2 below apply.

1. You had no federal tax liability for 2013. You were also a U.S. citizen or resident of the U.S. for the entire year and your 2013 tax return was (or would have been had you been required to file) for a full 12 months.
2. The total tax shown on your 2014 federal income tax return minus your federal withholding is less than \$1,000.

To request a penalty exception because either 1 or 2 above apply, do the following.

- Check the box on line 1.
- **Do not** complete the rest of Form 221.
- Include Form 221 with Arizona Form 140, Form 140PY, or Form 140NR.

Penalty Waivers

If you have an underpayment on line 15, the department will waive all or part of the penalty for that underpayment if the department determines that either 1 or 2 below apply.

1. The underpayment was due to a casualty, disaster, or other unusual circumstances, and it would be inequitable to impose the penalty.
2. In 2013 or 2014, you retired after age 62 or became disabled, and your underpayment was due to reasonable cause.

To request a waiver for an underpayment described in either 1 or 2 above, do the following.

- Check the box on line 1.
- Complete Form 221 through line 30 without regard to the waiver. Write the amount you want waived in parentheses in the area next to line 30. Subtract this amount from the total penalty you figured without regard to the waiver, and enter the result on line 30.
- Include Form 221 and a statement with your return explaining why you could not meet the estimated tax requirements. Also, show the time period for which you are requesting a waiver.

- If you are asking for a penalty waiver due to a casualty, disaster, or other unusual conditions, include documentation such as copies of police and insurance company reports.
- If you are asking for a penalty waiver due to retirement or disability, include documentation that shows your retirement date (and your age on that date) or the date you became disabled.

Lines 2 through 15 -

Complete lines 2 through 15 to see if you underpaid your 2014 estimated income tax payments.

Line 2 -

Enter your 2014 income tax liability from Arizona Form 140, page 2, line 48, or Form 140PY, page 2, line 61, or Form 140NR, page 2, line 58.

NOTE: *If you compute your tax liability under the claim of right provisions enter the net tax liability as computed under the claim of right provisions.*

Line 3 -

Enter any tax credits claimed on your 2014 income tax return.

Line 4 -

Subtract line 3 from line 2.

Line 5 -

Enter the Arizona income tax withheld shown on the Form(s) W-2 from your employer. Also enter the Arizona income tax withheld shown on your Form(s) 1099-R (distributions from pensions, annuities, etc.). Do not include any income tax withheld for another state.

Line 6 -

Subtract line 5 from line 4. If less than \$1,000, you do not owe the penalty, stop here and do not file Form 221.

Line 7 -

Multiply the amount on line 4 by 90% (.90). Enter the result.

Line 8 -

Enter your 2013 tax liability (after tax credits). Only enter an amount on line 8 if you filed an Arizona personal income tax return for 2013. **If you did not file an Arizona personal income tax return for 2013, skip this line.**

Line 9 -

If you completed line 8, enter the smaller of line 7 or line 8. If you did not complete line 8, enter the amount from line 7.

Line 10 -

In columns (a) through (d), enter the due dates for your federal estimated income tax payments. Enter a date here only if these dates are different from the preprinted dates.

Line 11 -

Divide the amount on line 9 by four (4). Enter the result in each column. In some cases, you did not have to make your payments in four equal installments. If you did not have to make your payments in four equal installments, check the box and enter the amount of your required payment(s) in the

proper column. You did not have to make payments in four equal installments if you made your payments under any of the following methods.

1. **The annualized income installment method.** If you use the annualized income installment method, complete the worksheet on Form 221, page 2. Also, enter the amount from line 23 of that worksheet in each column of line 11. If you use the annualized income installment method, you must check the box on line 11.
2. **File and pay by January 31, 2015.** If you file your Arizona return by January 31, 2015, and pay in full the amount stated on the return as payable, you do not have to make the fourth estimated tax payment. Fiscal year filers must file and pay by the last day of the month following the close of the fiscal year.
3. **Farmer or fisherman.** If you report as a farmer or fisherman for federal purposes, you only have to make one installment for a taxable year. The due date for this installment for a calendar year filer was January 15, 2015. The due date for a fiscal year filer is the 15th day of the first month after the end of the fiscal year. You do not have to make this payment if you file your Arizona return on or before March 1, 2015, and pay in full the amount stated on the return as payable. Fiscal year filers must file and pay on or before the first day of the third month after the end of the fiscal year.
4. **Nonresident alien.** If you are an individual who elects to be treated as a nonresident alien on the federal income tax return, you may make three estimated payments. The due dates for these installments were June 16, 2014, September 15, 2014, and January 15, 2015. The first installment must have equaled 50% of the total required payments.

Line 12 - Estimated Tax Paid and Withheld

Enter the estimated tax payments you made plus any Arizona income tax withheld for that quarter.

In column (a), enter the tax payments you made by April 15, 2014, that were for the 2014 tax year. In column (b), enter payments you made after April 15 through June 16, 2014. In column (c), enter payments you made after June 16, 2014, through September 15, 2014. In column (d), enter payments you made after September 15, 2014, through January 15, 2015. When figuring your payment dates and the amounts to enter on line 12 of each column, apply the following rules.

1. Include 1/4 of your Arizona income tax withheld in each column. The department considers you to have paid 1/4 of Arizona income tax withheld on each payment due date unless you can show otherwise.
2. Include in your estimated tax payments any Arizona overpayment of tax from your 2013 return that you elected to apply to your Arizona 2014 estimated tax. You should report this amount in column (a).
3. If you file your return and pay the tax due by January 31, 2015, include on line 12, column (d), the amount of tax you pay with your return. In this case, you will not owe a penalty for the payment due by January 15, 2015.

NOTE: If line 12 equals or is more than line 11 in all columns, you do not owe a penalty. Do not complete the rest of this form. You must include a copy of this form with your return.

Lines 13 through 15 - Overpayments or Underpayments

Complete lines 13 through 15 for one payment period before you go to the next period.

If you have an overpayment on line 15 for the period, you may apply it to a prior period underpayment to stop the accrual of penalty on that underpayment. If you apply an overpayment in this manner, use the date the overpayment was paid when you figure the penalty on the underpayment on line 15. You may then carry the remainder of the overpayment forward to line 13 of the next period. If you do not choose to stop the accrual of penalty on a prior underpayment, you may carry the entire overpayment forward to line 13 of the next period.

Part B - Underpayment of Estimated Tax Penalty

Compute the penalty by applying the applicable rate to each underpayment. Compute the penalty for the number of days that the underpayment remained unpaid. The penalty is equal to the interest that would accrue on the underpayment. The penalty cannot be more than 10% of the underpayment. Calculate this penalty like interest.

NOTE: Do not round penalty amounts calculated in Part B, lines 18, 21, 24, and 27 to the nearest whole dollar.

The penalty rates are established at various times during the year. The rate for the first quarter of 2015 (January 1, 2015, through March 31, 2015) was not established by the time the department printed this form. To get the interest rate that applies from January 1, 2015 to April 15, 2015, call one of the numbers listed on page 1 of these instructions.

NOTE: If you have not paid the underpayment by December 31, 2014, the outstanding penalty that relates to that underpayment will compound on January 1, 2015.

Use lines 16 through 29 to compute the penalty for each rate period. List your payments to figure the penalty applicable to these installments.

TABLE 1	
Payments after 4/15/2014 through 6/30/2014	
Date	Payment

TABLE 2	
Payments after 6/30/2014 through 9/30/2014	
Date	Payment

TABLE 3	
Payments after 9/30/2014 through 12/31/2014	
Date	Payment

TABLE 4	
Payments after 12/31/2014 through 4/15/2015	
Date	Payment

List only the payments made during the dates shown in the table heading. Apply the following rules.

1. If you have any withheld Arizona income tax, the department considers you to have paid 1/4 of these amounts on each payment due date. You may treat these amounts paid on a different due date, if you can show otherwise.

For example, if you had \$4,000 of Arizona income tax withheld during 2014, list \$1,000 as being paid on June 16, 2014, September 15, 2014, and January 15, 2015, in the proper table. Do not list the withholding attributable to the first payment due date April 15, 2014.

2. List any amount that you pay with your tax return as a payment. Use the date you file your return as the payment date, unless you file late. In that case, use April 15, 2015.

Chart of Total Days per Period

If an underpayment remained unpaid for an entire period, use the chart below to determine the number of days to enter on line 17, columns (a) and (b), line 20, columns (a), (b), and (c), line 23, columns (a), (b), and (c), and line 26 columns (a), (b), (c), and (d).

Rate Period	(a)	(b)	(c)	(d)
1 (line 17)	76	14		
2 (line 20)	92	92	15	
3 (line 23)	92	92	92	
4 (line 26)	105	105	105	90

For example, if you have an underpayment on line 15, column (a), but show no payments, you would enter "76" on line 17.

Rate Period 1

Enter on line 17 the number of days from 4/15/2014 to the date of the first payment listed in Table 1. If no payments are listed, enter "76".

If You Listed a Payment in Table 1

On a separate sheet of paper, apply the payment to the underpayment shown on line 15. The underpayment for the computation on line 18 is the amount of the payment applied to the line 15 underpayment. If the payment is more than the underpayment, apply only an amount equal to the underpayment and use that amount for the line 18 computation.

If You Did Not List Any Payments in Table 1

The underpayment is the whole underpayment balance since the entire underpayment was unpaid for the whole rate period.

Determine if You Need to Make More Computations

Use the following information to see if you need to make more computations.

1. The payment listed in the table reduced the underpayment to zero. You do not need to make any further computations for column (a). Calculate the penalty for any other underpayments shown in columns (b) through (d) of line 15.
2. You did not list any payments in the table. You will need to calculate the penalty for rate periods 2, 3, and 4. To do this, complete column (a) of lines 20, 21, 23, 24, 26, and 27.
3. The payment listed in the table did not reduce the underpayment to zero, and no other payments are listed. Make another computation on lines 20, 21, 23, 24, 26, and 27 to calculate the penalty on the underpayment balance that remained unpaid for the entire rate period. In this case, enter another number in the entry space for lines 17 and 18, as follows:

On line 17, enter "76". This is the total number of days in the first rate period (see the chart).

On line 18, make the computation and enter the result. The "underpayment" in this computation is the balance of the underpayment remaining in the period.
4. Other payments are listed in the table and the first payment was not enough to reduce the underpayment to zero. Make a separate computation for each payment listed until the underpayment is reduced to zero. If there is still an underpayment balance after applying all of the payments, you will need to calculate the penalty on the balance of the underpayment in the same manner as explained in number 2 above.

Rate Periods 2, 3, and 4

If an underpayment balance remains after applying any payments in Table 1, compute the penalty attributable to that balance on lines 20 and 21, then if necessary, on lines 23 and 24 and 26 and 27.

Use the same steps as explained under Rate Period 1 above, but use the date and penalty rate shown on lines 20 and 21, or lines 23 and 24, or lines 26 and 27.

- When figuring the penalty for rate period 2, be sure to use only the payments listed in Table 2.

- When figuring the penalty for rate period 3, be sure to use only the payments listed in Table 3.
- When figuring the penalty for rate period 4, be sure to use only the payments listed in Table 4.

NOTE: *Penalty compounds annually on January 1 of each year. Add any penalty outstanding on that date to the principal amount of the tax (installment underpayment/late payment). The amount added to the principal becomes a part of the principal and accrues penalty until paid.*

Line 30 - Total Penalty

Add the amounts in columns (a), (b), (c), and (d), line 29.

NOTE: *You **must** round the total penalty amount to the nearest whole dollar.*

Enter the total. Also, enter this amount on Arizona Form 140, page 2, line 75, or Form 140PY, page 2, line 87, or Form 140NR, page 2, line 82.

Annualized Income Installment Worksheet

If your income varied during the year because, for example, you operated your business on a seasonal basis, you may be able to lower or eliminate the amount of one or more required installments by using the annualized income installment method.

Use the Annualized Income Installment Worksheet on page 2 of Form 221, to figure the amounts to enter on line 11 of Form 221.

If you use the Annualized Income Installment Worksheet for any payment due date, you must use it for all payment due dates. To figure the amount of each required installment, the worksheet automatically selects the smaller of the annualized income installment or the regular installment (increased by the amount saved by using the annualized income installment method in figuring any earlier installments).

For more information about the annualized income installment method, see federal Publication 505.

THIS PAGE INTENTIONALLY LEFT BLANK

2014 Optional Tax Tables

If your taxable income is less than \$50,000, use the Optional Tax Tables. If your taxable income is \$50,000 or more, use Tax Table X or Y. Also, if your taxable income is \$50,000 or more, you cannot use Form 140EZ or Form 140A to file for 2014. In this case, you must file using Form 140.

To Find Your Tax: Read down the income column until you find your taxable income shown on Form 140, line 45, or Form 140A, line 20, or Form 140EZ, line 8. Read across until you find your filing status as shown on Form 140, or Form 140A, or Form 140EZ. Enter the tax on Form 140, line 46, or Form 140A, line 21, or Form 140EZ, line 9.

Example: Mr. and Mrs. Timely are filing a joint return. Their taxable income on Form 140, line 45, or Form 140A, line 20, or Form 140EZ, line 8 is \$19,360. First, they find the \$19,350-\$19,400 income line. Next they find the column for married filing jointly and read down the column. The amount shown where the income lines and filing status column meet is \$502. This is the tax amount they must write on Form 140, line 46, or Form 140A, line 21, or Form 140EZ, line 9.

At least	But less than	Single or Married Filing Separately	Married Filing Jointly or Head of Household
Your Tax Is -			
19,300	19,350	528	501
19,350	19,400	529	502
19,400	19,450	530	503


At least	But less than	Single or Married Filing Separately	Married Filing Jointly or Head of Household	At least	But less than	Single or Married Filing Separately	Married Filing Jointly or Head of Household	At least	But less than	Single or Married Filing Separately	Married Filing Jointly or Head of Household
If less than \$20 tax is 0				\$2,000				\$4,000			
Your Tax Is				Your Tax Is				Your Tax Is			
20	50	1	1	2,000	2,050	52	52	4,000	4,050	104	104
50	100	2	2	2,050	2,100	54	54	4,050	4,100	106	106
100	150	3	3	2,100	2,150	55	55	4,100	4,150	107	107
150	200	5	5	2,150	2,200	56	56	4,150	4,200	108	108
200	250	6	6	2,200	2,250	58	58	4,200	4,250	109	109
250	300	7	7	2,250	2,300	59	59	4,250	4,300	111	111
300	350	8	8	2,300	2,350	60	60	4,300	4,350	112	112
350	400	10	10	2,350	2,400	62	62	4,350	4,400	113	113
400	450	11	11	2,400	2,450	63	63	4,400	4,450	115	115
450	500	12	12	2,450	2,500	64	64	4,450	4,500	116	116
500	550	14	14	2,500	2,550	65	65	4,500	4,550	117	117
550	600	15	15	2,550	2,600	67	67	4,550	4,600	118	118
600	650	16	16	2,600	2,650	68	68	4,600	4,650	120	120
650	700	17	17	2,650	2,700	69	69	4,650	4,700	121	121
700	750	19	19	2,700	2,750	71	71	4,700	4,750	122	122
750	800	20	20	2,750	2,800	72	72	4,750	4,800	124	124
800	850	21	21	2,800	2,850	73	73	4,800	4,850	125	125
850	900	23	23	2,850	2,900	74	74	4,850	4,900	126	126
900	950	24	24	2,900	2,950	76	76	4,900	4,950	128	128
950	1,000	25	25	2,950	3,000	77	77	4,950	5,000	129	129
\$1,000				\$3,000				\$5,000			
Your Tax Is				Your Tax Is				Your Tax Is			
1,000	1,050	27	27	3,000	3,050	78	78	5,000	5,050	130	130
1,050	1,100	28	28	3,050	3,100	80	80	5,050	5,100	131	131
1,100	1,150	29	29	3,100	3,150	81	81	5,100	5,150	133	133
1,150	1,200	30	30	3,150	3,200	82	82	5,150	5,200	134	134
1,200	1,250	32	32	3,200	3,250	84	84	5,200	5,250	135	135
1,250	1,300	33	33	3,250	3,300	85	85	5,250	5,300	137	137
1,300	1,350	34	34	3,300	3,350	86	86	5,300	5,350	138	138
1,350	1,400	36	36	3,350	3,400	87	87	5,350	5,400	139	139
1,400	1,450	37	37	3,400	3,450	89	89	5,400	5,450	141	141
1,450	1,500	38	38	3,450	3,500	90	90	5,450	5,500	142	142
1,500	1,550	39	39	3,500	3,550	91	91	5,500	5,550	143	143
1,550	1,600	41	41	3,550	3,600	93	93	5,550	5,600	144	144
1,600	1,650	42	42	3,600	3,650	94	94	5,600	5,650	146	146
1,650	1,700	43	43	3,650	3,700	95	95	5,650	5,700	147	147
1,700	1,750	45	45	3,700	3,750	96	96	5,700	5,750	148	148
1,750	1,800	46	46	3,750	3,800	98	98	5,750	5,800	150	150
1,800	1,850	47	47	3,800	3,850	99	99	5,800	5,850	151	151
1,850	1,900	49	49	3,850	3,900	100	100	5,850	5,900	152	152
1,900	1,950	50	50	3,900	3,950	102	102	5,900	5,950	153	153
1,950	2,000	51	51	3,950	4,000	103	103	5,950	6,000	155	155

At least	But less than	Single or Married Filing Separately	Married Filing Jointly or Head of Household	At least	But less than	Single or Married Filing Separately	Married Filing Jointly or Head of Household	At least	But less than	Single or Married Filing Separately	Married Filing Jointly or Head of Household
\$6,000 Your Tax Is				\$9,000 Your Tax Is				\$12,000 Your Tax Is			
6,000	6,050	156	156	9,000	9,050	234	234	12,000	12,050	317	311
6,050	6,100	157	157	9,050	9,100	235	235	12,050	12,100	319	313
6,100	6,150	159	159	9,100	9,150	236	236	12,100	12,150	320	314
6,150	6,200	160	160	9,150	9,200	238	238	12,150	12,200	322	315
6,200	6,250	161	161	9,200	9,250	239	239	12,200	12,250	323	317
6,250	6,300	163	163	9,250	9,300	240	240	12,250	12,300	325	318
6,300	6,350	164	164	9,300	9,350	242	242	12,300	12,350	326	319
6,350	6,400	165	165	9,350	9,400	243	243	12,350	12,400	327	321
6,400	6,450	166	166	9,400	9,450	244	244	12,400	12,450	329	322
6,450	6,500	168	168	9,450	9,500	245	245	12,450	12,500	330	323
6,500	6,550	169	169	9,500	9,550	247	247	12,500	12,550	332	324
6,550	6,600	170	170	9,550	9,600	248	248	12,550	12,600	333	326
6,600	6,650	172	172	9,600	9,650	249	249	12,600	12,650	335	327
6,650	6,700	173	173	9,650	9,700	251	251	12,650	12,700	336	328
6,700	6,750	174	174	9,700	9,750	252	252	12,700	12,750	337	330
6,750	6,800	175	175	9,750	9,800	253	253	12,750	12,800	339	331
6,800	6,850	177	177	9,800	9,850	254	254	12,800	12,850	340	332
6,850	6,900	178	178	9,850	9,900	256	256	12,850	12,900	342	333
6,900	6,950	179	179	9,900	9,950	257	257	12,900	12,950	343	335
6,950	7,000	181	181	9,950	10,000	258	258	12,950	13,000	345	336
\$7,000 Your Tax Is				\$10,000 Your Tax Is				\$13,000 Your Tax Is			
7,000	7,050	182	182	10,000	10,050	260	260	13,000	13,050	346	337
7,050	7,100	183	183	10,050	10,100	261	261	13,050	13,100	348	339
7,100	7,150	185	185	10,100	10,150	263	262	13,100	13,150	349	340
7,150	7,200	186	186	10,150	10,200	264	264	13,150	13,200	350	341
7,200	7,250	187	187	10,200	10,250	265	265	13,200	13,250	352	343
7,250	7,300	188	188	10,250	10,300	267	266	13,250	13,300	353	344
7,300	7,350	190	190	10,300	10,350	268	267	13,300	13,350	355	345
7,350	7,400	191	191	10,350	10,400	270	269	13,350	13,400	356	346
7,400	7,450	192	192	10,400	10,450	271	270	13,400	13,450	358	348
7,450	7,500	194	194	10,450	10,500	273	271	13,450	13,500	359	349
7,500	7,550	195	195	10,500	10,550	274	273	13,500	13,550	361	350
7,550	7,600	196	196	10,550	10,600	276	274	13,550	13,600	362	352
7,600	7,650	197	197	10,600	10,650	277	275	13,600	13,650	363	353
7,650	7,700	199	199	10,650	10,700	278	276	13,650	13,700	365	354
7,700	7,750	200	200	10,700	10,750	280	278	13,700	13,750	366	355
7,750	7,800	201	201	10,750	10,800	281	279	13,750	13,800	368	357
7,800	7,850	203	203	10,800	10,850	283	280	13,800	13,850	369	358
7,850	7,900	204	204	10,850	10,900	284	282	13,850	13,900	371	359
7,900	7,950	205	205	10,900	10,950	286	283	13,900	13,950	372	361
7,950	8,000	207	207	10,950	11,000	287	284	13,950	14,000	373	362
\$8,000 Your Tax Is				\$11,000 Your Tax Is				\$14,000 Your Tax Is			
8,000	8,050	208	208	11,000	11,050	289	286	14,000	14,050	375	363
8,050	8,100	209	209	11,050	11,100	290	287	14,050	14,100	376	365
8,100	8,150	210	210	11,100	11,150	291	288	14,100	14,150	378	366
8,150	8,200	212	212	11,150	11,200	293	289	14,150	14,200	379	367
8,200	8,250	213	213	11,200	11,250	294	291	14,200	14,250	381	368
8,250	8,300	214	214	11,250	11,300	296	292	14,250	14,300	382	370
8,300	8,350	216	216	11,300	11,350	297	293	14,300	14,350	384	371
8,350	8,400	217	217	11,350	11,400	299	295	14,350	14,400	385	372
8,400	8,450	218	218	11,400	11,450	300	296	14,400	14,450	386	374
8,450	8,500	220	220	11,450	11,500	301	297	14,450	14,500	388	375
8,500	8,550	221	221	11,500	11,550	303	298	14,500	14,550	389	376
8,550	8,600	222	222	11,550	11,600	304	300	14,550	14,600	391	377
8,600	8,650	223	223	11,600	11,650	306	301	14,600	14,650	392	379
8,650	8,700	225	225	11,650	11,700	307	302	14,650	14,700	394	380
8,700	8,750	226	226	11,700	11,750	309	304	14,700	14,750	395	381
8,750	8,800	227	227	11,750	11,800	310	305	14,750	14,800	397	383
8,800	8,850	229	229	11,800	11,850	312	306	14,800	14,850	398	384
8,850	8,900	230	230	11,850	11,900	313	308	14,850	14,900	399	385
8,900	8,950	231	231	11,900	11,950	314	309	14,900	14,950	401	387
8,950	9,000	232	232	11,950	12,000	316	310	14,950	15,000	402	388

At least	But less than	Single or Married Filing Separately	Married Filing Jointly or Head of Household	At least	But less than	Single or Married Filing Separately	Married Filing Jointly or Head of Household	At least	But less than	Single or Married Filing Separately	Married Filing Jointly or Head of Household
\$15,000		Your Tax Is		\$18,000		Your Tax Is		\$21,000		Your Tax Is	
15,000	15,050	404	389	18,000	18,050	490	467	21,000	21,050	577	548
15,050	15,100	405	390	18,050	18,100	492	468	21,050	21,100	578	549
15,100	15,150	407	392	18,100	18,150	493	469	21,100	21,150	579	550
15,150	15,200	408	393	18,150	18,200	494	471	21,150	21,200	581	552
15,200	15,250	409	394	18,200	18,250	496	472	21,200	21,250	582	553
15,250	15,300	411	396	18,250	18,300	497	473	21,250	21,300	584	555
15,300	15,350	412	397	18,300	18,350	499	475	21,300	21,350	585	556
15,350	15,400	414	398	18,350	18,400	500	476	21,350	21,400	587	558
15,400	15,450	415	400	18,400	18,450	502	477	21,400	21,450	588	559
15,450	15,500	417	401	18,450	18,500	503	479	21,450	21,500	589	560
15,500	15,550	418	402	18,500	18,550	505	480	21,500	21,550	591	562
15,550	15,600	420	403	18,550	18,600	506	481	21,550	21,600	592	563
15,600	15,650	421	405	18,600	18,650	507	482	21,600	21,650	594	565
15,650	15,700	422	406	18,650	18,700	509	484	21,650	21,700	595	566
15,700	15,750	424	407	18,700	18,750	510	485	21,700	21,750	597	568
15,750	15,800	425	409	18,750	18,800	512	486	21,750	21,800	598	569
15,800	15,850	427	410	18,800	18,850	513	488	21,800	21,850	600	571
15,850	15,900	428	411	18,850	18,900	515	489	21,850	21,900	601	572
15,900	15,950	430	412	18,900	18,950	516	490	21,900	21,950	602	573
15,950	16,000	431	414	18,950	19,000	517	491	21,950	22,000	604	575
\$16,000		Your Tax Is		\$19,000		Your Tax Is		\$22,000		Your Tax Is	
16,000	16,050	433	415	19,000	19,050	519	493	22,000	22,050	605	576
16,050	16,100	434	416	19,050	19,100	520	494	22,050	22,100	607	578
16,100	16,150	435	418	19,100	19,150	522	495	22,100	22,150	608	579
16,150	16,200	437	419	19,150	19,200	523	497	22,150	22,200	610	581
16,200	16,250	438	420	19,200	19,250	525	498	22,200	22,250	611	582
16,250	16,300	440	422	19,250	19,300	526	499	22,250	22,300	613	584
16,300	16,350	441	423	19,300	19,350	528	501	22,300	22,350	614	585
16,350	16,400	443	424	19,350	19,400	529	502	22,350	22,400	615	586
16,400	16,450	444	425	19,400	19,450	530	503	22,400	22,450	617	588
16,450	16,500	445	427	19,450	19,500	532	504	22,450	22,500	618	589
16,500	16,550	447	428	19,500	19,550	533	506	22,500	22,550	620	591
16,550	16,600	448	429	19,550	19,600	535	507	22,550	22,600	621	592
16,600	16,650	450	431	19,600	19,650	536	508	22,600	22,650	623	594
16,650	16,700	451	432	19,650	19,700	538	510	22,650	22,700	624	595
16,700	16,750	453	433	19,700	19,750	539	511	22,700	22,750	625	596
16,750	16,800	454	434	19,750	19,800	541	512	22,750	22,800	627	598
16,800	16,850	456	436	19,800	19,850	542	513	22,800	22,850	628	599
16,850	16,900	457	437	19,850	19,900	543	515	22,850	22,900	630	601
16,900	16,950	458	438	19,900	19,950	545	516	22,900	22,950	631	602
16,950	17,000	460	440	19,950	20,000	546	517	22,950	23,000	633	604
\$17,000		Your Tax Is		\$20,000		Your Tax Is		\$23,000		Your Tax Is	
17,000	17,050	461	441	20,000	20,050	548	519	23,000	23,050	634	605
17,050	17,100	463	442	20,050	20,100	549	520	23,050	23,100	636	607
17,100	17,150	464	444	20,100	20,150	551	522	23,100	23,150	637	608
17,150	17,200	466	445	20,150	20,200	552	523	23,150	23,200	638	609
17,200	17,250	467	446	20,200	20,250	553	524	23,200	23,250	640	611
17,250	17,300	469	447	20,250	20,300	555	526	23,250	23,300	641	612
17,300	17,350	470	449	20,300	20,350	556	527	23,300	23,350	643	614
17,350	17,400	471	450	20,350	20,400	558	529	23,350	23,400	644	615
17,400	17,450	473	451	20,400	20,450	559	530	23,400	23,450	646	617
17,450	17,500	474	453	20,450	20,500	561	532	23,450	23,500	647	618
17,500	17,550	476	454	20,500	20,550	562	533	23,500	23,550	649	620
17,550	17,600	477	455	20,550	20,600	564	535	23,550	23,600	650	621
17,600	17,650	479	456	20,600	20,650	565	536	23,600	23,650	651	622
17,650	17,700	480	458	20,650	20,700	566	537	23,650	23,700	653	624
17,700	17,750	481	459	20,700	20,750	568	539	23,700	23,750	654	625
17,750	17,800	483	460	20,750	20,800	569	540	23,750	23,800	656	627
17,800	17,850	484	462	20,800	20,850	571	542	23,800	23,850	657	628
17,850	17,900	486	463	20,850	20,900	572	543	23,850	23,900	659	630
17,900	17,950	487	464	20,900	20,950	574	545	23,900	23,950	660	631
17,950	18,000	489	466	20,950	21,000	575	546	23,950	24,000	661	632

At least	But less than	Single or Married Filing Separately	Married Filing Jointly or Head of Household	At least	But less than	Single or Married Filing Separately	Married Filing Jointly or Head of Household	At least	But less than	Single or Married Filing Separately	Married Filing Jointly or Head of Household
\$24,000 Your Tax Is				\$27,000 Your Tax Is				\$30,000 Your Tax Is			
24,000	24,050	663	634	27,000	27,050	759	720	30,000	30,050	860	807
24,050	24,100	664	635	27,050	27,100	761	722	30,050	30,100	862	808
24,100	24,150	666	637	27,100	27,150	762	723	30,100	30,150	863	810
24,150	24,200	667	638	27,150	27,200	764	725	30,150	30,200	865	811
24,200	24,250	669	640	27,200	27,250	766	726	30,200	30,250	867	812
24,250	24,300	670	641	27,250	27,300	767	728	30,250	30,300	868	814
24,300	24,350	672	643	27,300	27,350	769	729	30,300	30,350	870	815
24,350	24,400	673	644	27,350	27,400	771	730	30,350	30,400	872	817
24,400	24,450	674	645	27,400	27,450	772	732	30,400	30,450	873	818
24,450	24,500	676	647	27,450	27,500	774	733	30,450	30,500	875	820
24,500	24,550	677	648	27,500	27,550	776	735	30,500	30,550	877	821
24,550	24,600	679	650	27,550	27,600	778	736	30,550	30,600	878	823
24,600	24,650	680	651	27,600	27,650	779	738	30,600	30,650	880	824
24,650	24,700	682	653	27,650	27,700	781	739	30,650	30,700	882	825
24,700	24,750	683	654	27,700	27,750	783	740	30,700	30,750	883	827
24,750	24,800	685	656	27,750	27,800	784	742	30,750	30,800	885	828
24,800	24,850	686	657	27,800	27,850	786	743	30,800	30,850	887	830
24,850	24,900	687	658	27,850	27,900	788	745	30,850	30,900	888	831
24,900	24,950	689	660	27,900	27,950	789	746	30,900	30,950	890	833
24,950	25,000	690	661	27,950	28,000	791	748	30,950	31,000	892	834
\$25,000 Your Tax Is				\$28,000 Your Tax Is				\$31,000 Your Tax Is			
25,000	25,050	692	663	28,000	28,050	793	749	31,000	31,050	893	836
25,050	25,100	694	664	28,050	28,100	794	751	31,050	31,100	895	837
25,100	25,150	695	666	28,100	28,150	796	752	31,100	31,150	897	838
25,150	25,200	697	667	28,150	28,200	798	753	31,150	31,200	898	840
25,200	25,250	699	668	28,200	28,250	799	755	31,200	31,250	900	841
25,250	25,300	700	670	28,250	28,300	801	756	31,250	31,300	902	843
25,300	25,350	702	671	28,300	28,350	803	758	31,300	31,350	904	844
25,350	25,400	704	673	28,350	28,400	804	759	31,350	31,400	905	846
25,400	25,450	705	674	28,400	28,450	806	761	31,400	31,450	907	847
25,450	25,500	707	676	28,450	28,500	808	762	31,450	31,500	909	848
25,500	25,550	709	677	28,500	28,550	809	764	31,500	31,550	910	850
25,550	25,600	710	679	28,550	28,600	811	765	31,550	31,600	912	851
25,600	25,650	712	680	28,600	28,650	813	766	31,600	31,650	914	853
25,650	25,700	714	681	28,650	28,700	814	768	31,650	31,700	915	854
25,700	25,750	715	683	28,700	28,750	816	769	31,700	31,750	917	856
25,750	25,800	717	684	28,750	28,800	818	771	31,750	31,800	919	857
25,800	25,850	719	686	28,800	28,850	820	772	31,800	31,850	920	859
25,850	25,900	720	687	28,850	28,900	821	774	31,850	31,900	922	860
25,900	25,950	722	689	28,900	28,950	823	775	31,900	31,950	924	861
25,950	26,000	724	690	28,950	29,000	825	776	31,950	32,000	925	863
\$26,000 Your Tax Is				\$29,000 Your Tax Is				\$32,000 Your Tax Is			
26,000	26,050	725	692	29,000	29,050	826	778	32,000	32,050	927	864
26,050	26,100	727	693	29,050	29,100	828	779	32,050	32,100	929	866
26,100	26,150	729	694	29,100	29,150	830	781	32,100	32,150	930	867
26,150	26,200	730	696	29,150	29,200	831	782	32,150	32,200	932	869
26,200	26,250	732	697	29,200	29,250	833	784	32,200	32,250	934	870
26,250	26,300	734	699	29,250	29,300	835	785	32,250	32,300	935	872
26,300	26,350	736	700	29,300	29,350	836	787	32,300	32,350	937	873
26,350	26,400	737	702	29,350	29,400	838	788	32,350	32,400	939	874
26,400	26,450	739	703	29,400	29,450	840	789	32,400	32,450	940	876
26,450	26,500	741	704	29,450	29,500	841	791	32,450	32,500	942	877
26,500	26,550	742	706	29,500	29,550	843	792	32,500	32,550	944	879
26,550	26,600	744	707	29,550	29,600	845	794	32,550	32,600	946	880
26,600	26,650	746	709	29,600	29,650	846	795	32,600	32,650	947	882
26,650	26,700	747	710	29,650	29,700	848	797	32,650	32,700	949	883
26,700	26,750	749	712	29,700	29,750	850	798	32,700	32,750	951	884
26,750	26,800	751	713	29,750	29,800	851	800	32,750	32,800	952	886
26,800	26,850	752	715	29,800	29,850	853	801	32,800	32,850	954	887
26,850	26,900	754	716	29,850	29,900	855	802	32,850	32,900	956	889
26,900	26,950	756	717	29,900	29,950	856	804	32,900	32,950	957	890
26,950	27,000	757	719	29,950	30,000	858	805	32,950	33,000	959	892

At least	But less than	Single or Married Filing Separately	Married Filing Jointly or Head of Household	At least	But less than	Single or Married Filing Separately	Married Filing Jointly or Head of Household	At least	But less than	Single or Married Filing Separately	Married Filing Jointly or Head of Household
\$33,000 Your Tax Is				\$36,000 Your Tax Is				\$39,000 Your Tax Is			
33,000	33,050	961	893	36,000	36,050	1,061	980	39,000	39,050	1,162	1,066
33,050	33,100	962	895	36,050	36,100	1,063	981	39,050	39,100	1,164	1,067
33,100	33,150	964	896	36,100	36,150	1,065	982	39,100	39,150	1,166	1,069
33,150	33,200	966	897	36,150	36,200	1,066	984	39,150	39,200	1,167	1,070
33,200	33,250	967	899	36,200	36,250	1,068	985	39,200	39,250	1,169	1,072
33,250	33,300	969	900	36,250	36,300	1,070	987	39,250	39,300	1,171	1,073
33,300	33,350	971	902	36,300	36,350	1,072	988	39,300	39,350	1,172	1,075
33,350	33,400	972	903	36,350	36,400	1,073	990	39,350	39,400	1,174	1,076
33,400	33,450	974	905	36,400	36,450	1,075	991	39,400	39,450	1,176	1,077
33,450	33,500	976	906	36,450	36,500	1,077	992	39,450	39,500	1,177	1,079
33,500	33,550	977	908	36,500	36,550	1,078	994	39,500	39,550	1,179	1,080
33,550	33,600	979	909	36,550	36,600	1,080	995	39,550	39,600	1,181	1,082
33,600	33,650	981	910	36,600	36,650	1,082	997	39,600	39,650	1,182	1,083
33,650	33,700	982	912	36,650	36,700	1,083	998	39,650	39,700	1,184	1,085
33,700	33,750	984	913	36,700	36,750	1,085	1,000	39,700	39,750	1,186	1,086
33,750	33,800	986	915	36,750	36,800	1,087	1,001	39,750	39,800	1,187	1,088
33,800	33,850	988	916	36,800	36,850	1,088	1,003	39,800	39,850	1,189	1,089
33,850	33,900	989	918	36,850	36,900	1,090	1,004	39,850	39,900	1,191	1,090
33,900	33,950	991	919	36,900	36,950	1,092	1,005	39,900	39,950	1,192	1,092
33,950	34,000	993	920	36,950	37,000	1,093	1,007	39,950	40,000	1,194	1,093
\$34,000 Your Tax Is				\$37,000 Your Tax Is				\$40,000 Your Tax Is			
34,000	34,050	994	922	37,000	37,050	1,095	1,008	40,000	40,050	1,196	1,095
34,050	34,100	996	923	37,050	37,100	1,097	1,010	40,050	40,100	1,198	1,096
34,100	34,150	998	925	37,100	37,150	1,098	1,011	40,100	40,150	1,199	1,098
34,150	34,200	999	926	37,150	37,200	1,100	1,013	40,150	40,200	1,201	1,099
34,200	34,250	1,001	928	37,200	37,250	1,102	1,014	40,200	40,250	1,203	1,100
34,250	34,300	1,003	929	37,250	37,300	1,103	1,016	40,250	40,300	1,204	1,102
34,300	34,350	1,004	931	37,300	37,350	1,105	1,017	40,300	40,350	1,206	1,103
34,350	34,400	1,006	932	37,350	37,400	1,107	1,018	40,350	40,400	1,208	1,105
34,400	34,450	1,008	933	37,400	37,450	1,108	1,020	40,400	40,450	1,209	1,106
34,450	34,500	1,009	935	37,450	37,500	1,110	1,021	40,450	40,500	1,211	1,108
34,500	34,550	1,011	936	37,500	37,550	1,112	1,023	40,500	40,550	1,213	1,109
34,550	34,600	1,013	938	37,550	37,600	1,114	1,024	40,550	40,600	1,214	1,111
34,600	34,650	1,014	939	37,600	37,650	1,115	1,026	40,600	40,650	1,216	1,112
34,650	34,700	1,016	941	37,650	37,700	1,117	1,027	40,650	40,700	1,218	1,113
34,700	34,750	1,018	942	37,700	37,750	1,119	1,028	40,700	40,750	1,219	1,115
34,750	34,800	1,019	944	37,750	37,800	1,120	1,030	40,750	40,800	1,221	1,116
34,800	34,850	1,021	945	37,800	37,850	1,122	1,031	40,800	40,850	1,223	1,118
34,850	34,900	1,023	946	37,850	37,900	1,124	1,033	40,850	40,900	1,224	1,119
34,900	34,950	1,024	948	37,900	37,950	1,125	1,034	40,900	40,950	1,226	1,121
34,950	35,000	1,026	949	37,950	38,000	1,127	1,036	40,950	41,000	1,228	1,122
\$35,000 Your Tax Is				\$38,000 Your Tax Is				\$41,000 Your Tax Is			
35,000	35,050	1,028	951	38,000	38,050	1,129	1,037	41,000	41,050	1,229	1,124
35,050	35,100	1,030	952	38,050	38,100	1,130	1,039	41,050	41,100	1,231	1,125
35,100	35,150	1,031	954	38,100	38,150	1,132	1,040	41,100	41,150	1,233	1,126
35,150	35,200	1,033	955	38,150	38,200	1,134	1,041	41,150	41,200	1,234	1,128
35,200	35,250	1,035	956	38,200	38,250	1,135	1,043	41,200	41,250	1,236	1,129
35,250	35,300	1,036	958	38,250	38,300	1,137	1,044	41,250	41,300	1,238	1,131
35,300	35,350	1,038	959	38,300	38,350	1,139	1,046	41,300	41,350	1,240	1,132
35,350	35,400	1,040	961	38,350	38,400	1,140	1,047	41,350	41,400	1,241	1,134
35,400	35,450	1,041	962	38,400	38,450	1,142	1,049	41,400	41,450	1,243	1,135
35,450	35,500	1,043	964	38,450	38,500	1,144	1,050	41,450	41,500	1,245	1,136
35,500	35,550	1,045	965	38,500	38,550	1,145	1,052	41,500	41,550	1,246	1,138
35,550	35,600	1,046	967	38,550	38,600	1,147	1,053	41,550	41,600	1,248	1,139
35,600	35,650	1,048	968	38,600	38,650	1,149	1,054	41,600	41,650	1,250	1,141
35,650	35,700	1,050	969	38,650	38,700	1,150	1,056	41,650	41,700	1,251	1,142
35,700	35,750	1,051	971	38,700	38,750	1,152	1,057	41,700	41,750	1,253	1,144
35,750	35,800	1,053	972	38,750	38,800	1,154	1,059	41,750	41,800	1,255	1,145
35,800	35,850	1,055	974	38,800	38,850	1,156	1,060	41,800	41,850	1,256	1,147
35,850	35,900	1,056	975	38,850	38,900	1,157	1,062	41,850	41,900	1,258	1,148
35,900	35,950	1,058	977	38,900	38,950	1,159	1,063	41,900	41,950	1,260	1,149
35,950	36,000	1,060	978	38,950	39,000	1,161	1,064	41,950	42,000	1,261	1,151

At least	But less than	Single or Married Filing Separately	Married Filing Jointly or Head of Household	At least	But less than	Single or Married Filing Separately	Married Filing Jointly or Head of Household	At least	But less than	Single or Married Filing Separately	Married Filing Jointly or Head of Household
\$42,000 Your Tax Is				\$45,000 Your Tax Is				\$48,000 Your Tax Is			
42,000	42,050	1,263	1,152	45,000	45,050	1,364	1,239	48,000	48,050	1,465	1,325
42,050	42,100	1,265	1,154	45,050	45,100	1,366	1,240	48,050	48,100	1,466	1,327
42,100	42,150	1,266	1,155	45,100	45,150	1,367	1,242	48,100	48,150	1,468	1,328
42,150	42,200	1,268	1,157	45,150	45,200	1,369	1,243	48,150	48,200	1,470	1,329
42,200	42,250	1,270	1,158	45,200	45,250	1,371	1,244	48,200	48,250	1,471	1,331
42,250	42,300	1,271	1,160	45,250	45,300	1,372	1,246	48,250	48,300	1,473	1,332
42,300	42,350	1,273	1,161	45,300	45,350	1,374	1,247	48,300	48,350	1,475	1,334
42,350	42,400	1,275	1,162	45,350	45,400	1,376	1,249	48,350	48,400	1,476	1,335
42,400	42,450	1,276	1,164	45,400	45,450	1,377	1,250	48,400	48,450	1,478	1,337
42,450	42,500	1,278	1,165	45,450	45,500	1,379	1,252	48,450	48,500	1,480	1,338
42,500	42,550	1,280	1,167	45,500	45,550	1,381	1,253	48,500	48,550	1,481	1,340
42,550	42,600	1,282	1,168	45,550	45,600	1,382	1,255	48,550	48,600	1,483	1,341
42,600	42,650	1,283	1,170	45,600	45,650	1,384	1,256	48,600	48,650	1,485	1,342
42,650	42,700	1,285	1,171	45,650	45,700	1,386	1,257	48,650	48,700	1,486	1,344
42,700	42,750	1,287	1,172	45,700	45,750	1,387	1,259	48,700	48,750	1,488	1,345
42,750	42,800	1,288	1,174	45,750	45,800	1,389	1,260	48,750	48,800	1,490	1,347
42,800	42,850	1,290	1,175	45,800	45,850	1,391	1,262	48,800	48,850	1,492	1,348
42,850	42,900	1,292	1,177	45,850	45,900	1,392	1,263	48,850	48,900	1,493	1,350
42,900	42,950	1,293	1,178	45,900	45,950	1,394	1,265	48,900	48,950	1,495	1,351
42,950	43,000	1,295	1,180	45,950	46,000	1,396	1,266	48,950	49,000	1,497	1,352
\$43,000 Your Tax Is				\$46,000 Your Tax Is				\$49,000 Your Tax Is			
43,000	43,050	1,297	1,181	46,000	46,050	1,397	1,268	49,000	49,050	1,498	1,354
43,050	43,100	1,298	1,183	46,050	46,100	1,399	1,269	49,050	49,100	1,500	1,355
43,100	43,150	1,300	1,184	46,100	46,150	1,401	1,270	49,100	49,150	1,502	1,357
43,150	43,200	1,302	1,185	46,150	46,200	1,402	1,272	49,150	49,200	1,503	1,358
43,200	43,250	1,303	1,187	46,200	46,250	1,404	1,273	49,200	49,250	1,505	1,360
43,250	43,300	1,305	1,188	46,250	46,300	1,406	1,275	49,250	49,300	1,507	1,361
43,300	43,350	1,307	1,190	46,300	46,350	1,408	1,276	49,300	49,350	1,508	1,363
43,350	43,400	1,308	1,191	46,350	46,400	1,409	1,278	49,350	49,400	1,510	1,364
43,400	43,450	1,310	1,193	46,400	46,450	1,411	1,279	49,400	49,450	1,512	1,365
43,450	43,500	1,312	1,194	46,450	46,500	1,413	1,280	49,450	49,500	1,513	1,367
43,500	43,550	1,313	1,196	46,500	46,550	1,414	1,282	49,500	49,550	1,515	1,368
43,550	43,600	1,315	1,197	46,550	46,600	1,416	1,283	49,550	49,600	1,517	1,370
43,600	43,650	1,317	1,198	46,600	46,650	1,418	1,285	49,600	49,650	1,518	1,371
43,650	43,700	1,318	1,200	46,650	46,700	1,419	1,286	49,650	49,700	1,520	1,373
43,700	43,750	1,320	1,201	46,700	46,750	1,421	1,288	49,700	49,750	1,522	1,374
43,750	43,800	1,322	1,203	46,750	46,800	1,423	1,289	49,750	49,800	1,523	1,376
43,800	43,850	1,324	1,204	46,800	46,850	1,424	1,291	49,800	49,850	1,525	1,377
43,850	43,900	1,325	1,206	46,850	46,900	1,426	1,292	49,850	49,900	1,527	1,378
43,900	43,950	1,327	1,207	46,900	46,950	1,428	1,293	49,900	49,950	1,528	1,380
43,950	44,000	1,329	1,208	46,950	47,000	1,429	1,295	49,950	50,000	1,530	1,381
\$44,000 Your Tax Is				\$47,000 Your Tax Is				 <p style="text-align: center;">End of Optional Tables</p>			
44,000	44,050	1,330	1,210	47,000	47,050	1,431	1,296				
44,050	44,100	1,332	1,211	47,050	47,100	1,433	1,298				
44,100	44,150	1,334	1,213	47,100	47,150	1,434	1,299				
44,150	44,200	1,335	1,214	47,150	47,200	1,436	1,301				
44,200	44,250	1,337	1,216	47,200	47,250	1,438	1,302				
44,250	44,300	1,339	1,217	47,250	47,300	1,439	1,304				
44,300	44,350	1,340	1,219	47,300	47,350	1,441	1,305				
44,350	44,400	1,342	1,220	47,350	47,400	1,443	1,306				
44,400	44,450	1,344	1,221	47,400	47,450	1,444	1,308				
44,450	44,500	1,345	1,223	47,450	47,500	1,446	1,309				
44,500	44,550	1,347	1,224	47,500	47,550	1,448	1,311				
44,550	44,600	1,349	1,226	47,550	47,600	1,450	1,312				
44,600	44,650	1,350	1,227	47,600	47,650	1,451	1,314				
44,650	44,700	1,352	1,229	47,650	47,700	1,453	1,315				
44,700	44,750	1,354	1,230	47,700	47,750	1,455	1,316				
44,750	44,800	1,355	1,232	47,750	47,800	1,456	1,318				
44,800	44,850	1,357	1,233	47,800	47,850	1,458	1,319				
44,850	44,900	1,359	1,234	47,850	47,900	1,460	1,321				
44,900	44,950	1,360	1,236	47,900	47,950	1,461	1,322				
44,950	45,000	1,362	1,237	47,950	48,000	1,463	1,324				

2014
Arizona Tax Tables X and Y
For Form 140

If your taxable income is less than \$50,000, use the Optional Tax Tables. If your taxable income is \$50,000 or more, use Tax Table X or Y. Also, if your taxable income is \$50,000 or more, you cannot use Form 140EZ or Form 140A to file for 2014. In this case, you must file using Form 140.

Table X - Use Table X if your filing status is Single or Married Filing Separate

(a)		(b)	(c)		(d)	(e)	(f)
If taxable income from Form 140, page 2, line 45 is:		Enter the amount from Form 140, page 2, line 45	Multiply the amount entered in column (b) by	=	Enter the result	Subtract	Your tax. Round the difference and enter this amount on Form 140, page 2, line 46
Over	But Not over						
\$0	\$10,000	X	.0259	=	-	0.00	=
\$10,000	\$25,000	X	.0288	=	- \$	29.00	=
\$25,000	\$50,000	X	.0336	=	- \$	149.00	=
\$50,000	\$150,000	X	.0424	=	- \$	589.00	=
\$150,000	and over	X	.0454	=	- \$	1,039.00	=

Table Y - Use Table Y if your filing status is Married Filing Joint or Head of Household

(a)		(b)	(c)		(d)	(e)	(f)
If taxable income from Form 140, page 2, line 45 is:		Enter the amount from Form 140, page 2, line 45	Multiply the amount entered in column (b) by	=	Enter the result	Subtract	Your tax. Round the difference and enter this amount on Form 140, page 2, line 46
Over	But Not over						
\$0	\$20,000	X	.0259	=	-	0.00	=
\$20,000	\$50,000	X	.0288	=	- \$	58.00	=
\$50,000	\$100,000	X	.0336	=	- \$	298.00	=
\$100,000	\$300,000	X	.0424	=	- \$	1,178.00	=
\$300,000	and over	X	.0454	=	- \$	2,078.00	=

2014
Arizona Tax Tables X and Y
For Form 140PY

Table X - Use Table X if your filing status is Single or Married Filing Separate

(a)		(b)	(c)	(d)	(e)	(f)
If taxable income from Form 140PY, page 2, line 58 is:		Enter the amount from Form 140PY, page 2, line 58	Multiply the amount entered in column (b) by	Enter the result	Subtract	Your tax. Round the difference and enter this amount on Form 140PY, page 2, line 59
Over	But Not over					
\$0	\$10,000	X	.0259 =	-	0.00 =	
\$10,000	\$25,000	X	.0288 =	- \$	29.00 =	
\$25,000	\$50,000	X	.0336 =	- \$	149.00 =	
\$50,000	\$150,000	X	.0424 =	- \$	589.00 =	
\$150,000	and over	X	.0454 =	- \$	1,039.00 =	

Table Y - Use Table Y if your filing status is Married Filing Joint or Head of Household

(a)		(b)	(c)	(d)	(e)	(f)
If taxable income from Form 140PY, page 2, line 58 is:		Enter the amount from Form 140PY, page 2, line 58	Multiply the amount entered in column (b) by	Enter the result	Subtract	Your tax. Round the difference and enter this amount on Form 140PY, page 2, line 59
Over	But Not over					
\$0	\$20,000	X	.0259 =	-	0.00 =	
\$20,000	\$50,000	X	.0288 =	- \$	58.00 =	
\$50,000	\$100,000	X	.0336 =	- \$	298.00 =	
\$100,000	\$300,000	X	.0424 =	- \$	1,178.00 =	
\$300,000	and over	X	.0454 =	- \$	2,078.00 =	

2014
Arizona Tax Tables X and Y
For Form 140NR

Table X - Use Table X if your filing status is Single or Married Filing Separate

(a)		(b)	(c)		(d)	(e)		(f)
If taxable income from Form 140NR, page 2, line 55 is:		Enter the amount from Form 140NR, page 2, line 55	Multiply the amount entered in column (b) by	=	Enter the result	Subtract		Your tax. Round the difference and enter this amount on Form 140NR, page 2, line 56
Over	But Not over							
\$0	\$10,000	X	.0259	=	-	0.00	=	
\$10,000	\$25,000	X	.0288	=	- \$	29.00	=	
\$25,000	\$50,000	X	.0336	=	- \$	149.00	=	
\$50,000	\$150,000	X	.0424	=	- \$	589.00	=	
\$150,000	and over	X	.0454	=	- \$	1,039.00	=	

Table Y - Use Table Y if your filing status is Married Filing Joint or Head of Household

(a)		(b)	(c)		(d)	(e)		(f)
If taxable income from Form 140NR, page 2, line 55 is:		Enter the amount from Form 140NR, page 2, line 55	Multiply the amount entered in column (b) by	=	Enter the result	Subtract		Your tax. Round the difference and enter this amount on Form 140NR, page 2, line 56
Over	But Not over							
\$0	\$20,000	X	.0259	=	-	0.00	=	
\$20,000	\$50,000	X	.0288	=	- \$	58.00	=	
\$50,000	\$100,000	X	.0336	=	- \$	298.00	=	
\$100,000	\$300,000	X	.0424	=	- \$	1,178.00	=	
\$300,000	and over	X	.0454	=	- \$	2,078.00	=	

THIS PAGE INTENTIONALLY LEFT BLANK

General Disclosure/Representation Authorization Form

You must sign page 2

1. TAXPAYER INFORMATION: Please print or type.				Enter only those that apply:
Taxpayer Name			Social Security Number	
Spouse's Name (if applicable)			Spouse's Social Security Number	
Present Address - number and street, rural route		Apartment/Suite No.		Employer Identification Number
City, Town or Post Office	State	ZIP Code	Daytime Phone (with area code)	AZ Transaction Privilege Tax License No.

2. APPOINTEE INFORMATION (Must sign if any checkboxes in Sections 4 or 5 below are selected)				Enter one of the following identification numbers:
Name			State and State Bar Number	
Present Address - number and street, rural route		Apartment/Suite No.		State and Certified Public Accountant Number
City, Town or Post Office	State	ZIP Code	Internal Revenue Service Enrolled Agent Number	
Daytime Phone (with area code)			Social Security or Other ID No. Type	

3. TAX MATTERS: The appointee is authorized to receive confidential information for the tax matters listed below. By signing this form, I authorize the Department to release confidential information of the taxpayer(s) named above to the appointee named above for the tax type and tax year(s)/period(s) specified below. To grant additional powers, please see Section 4. **To grant a Power of Attorney, please skip Section 4 and go to Section 5.**

TAX TYPE	YEAR(S) OR PERIOD(S)	TYPE OF RETURN/OWNERSHIP		
<input type="checkbox"/> Income Tax		<input type="checkbox"/> Individual Joint Return	<input type="checkbox"/> Individual Single Return	<input type="checkbox"/> Corporation
		<input type="checkbox"/> Partnership	<input type="checkbox"/> Fiduciary-Trust	<input type="checkbox"/> Fiduciary-Estate
<input type="checkbox"/> Transaction Privilege and Use Tax		<input type="checkbox"/> Individual/Sole Proprietorship	<input type="checkbox"/> Partnership	<input type="checkbox"/> Corporation
		<input type="checkbox"/> Limited Liability Company	<input type="checkbox"/> Limited Liability Partnership	<input type="checkbox"/> Trust
<input type="checkbox"/> Withholding Tax				
<input type="checkbox"/> Other (specify tax type):		Specify type of return(s)/ownership:		

4. ADDITIONAL AUTHORIZATION: Items 4a through 4h allow the taxpayer(s) to grant additional authorization to the appointee named above. Please check the boxes accordingly. An additional authorization must be in accordance with Arizona Supreme Court Rule 31. See instructions. If any checkboxes in Sections 4 or 5 are selected, the appointee MUST sign on Page 2, Section 9.

- 4a Appointee shall have the power to sign a statute of limitations waiver on Taxpayer's behalf.
- 4b Appointee shall have the power to execute a protest of a deficiency assessment or a denied refund claim or to execute an agreement on Taxpayer's behalf.
- 4c Appointee shall have the power to request a formal hearing on Taxpayer's behalf.
- 4d Appointee shall have the power to represent the taxpayer in any administrative tax proceeding.
- 4e Appointee shall have the power to execute a closing agreement on Taxpayer's behalf.
- 4f Appointee shall have the power to represent the taxpayer in any collection matter including an Offer-In-Compromise.
- 4g Appointee shall have the authority to delegate to others any or all authority granted to appointee by this document.
- 4h Other (please specify):

5. **POWER OF ATTORNEY:** By checking the box on Section 5, the taxpayer grants the above-named appointee a Power of Attorney to perform any and all acts that the taxpayer can perform with regard to the above-mentioned tax matters and tax year(s) or period(s). This Power of Attorney includes, but is not limited to, the powers listed in items 4a through 4h. The use of a Power of Attorney must be in accordance with Arizona Supreme Court Rule 31. Please specify any limitation to the Power of Attorney:

6. **REVOCAION OF EARLIER AUTHORIZATION(S):** This authorization does not revoke any earlier authorizations or Powers of Attorney on file with the Arizona Department of Revenue unless the revocation box to the left is checked. The revocation will be effective as to all earlier authorizations and Powers of Attorney on file with the Arizona Department of Revenue except those specified (please specify):

Taxpayer Name (as shown on page 1)	Taxpayer Identification Number
------------------------------------	--------------------------------

7. CORPORATIONS HAVING CONTROLLED SUBSIDIARIES: A.R.S. §42-2003(A)(1) provides that confidential information relating to a corporate taxpayer may be disclosed to a designee of the taxpayer who is authorized in writing by the taxpayer. A principal corporate officer of a parent corporation may execute a written authorization for a controlled subsidiary. A principal corporate officer of a parent corporation that desires to designate a person to receive confidential information regarding the corporation's controlled subsidiaries must either attach a list containing the names of each controlled subsidiary that the parent company wants included in the disclosure authorization (a federal Form 851 may be used for this purpose) or taxpayer may complete the following to include all controlled subsidiaries in the disclosure authorization. In addition, there is space provided to exclude specific controlled subsidiaries from the disclosure authorization.

Please check one of the following:

- Include all controlled subsidiaries. A controlled subsidiary, for purposes of A.R.S. §42-2003, is defined as more than 50% ownership or control.
- Include all controlled subsidiaries except the subsidiaries named below. The following controlled subsidiaries are specifically excluded:

	NAME	EMPLOYER I.D. NO.	TAX YEARS (if <u>not</u> all years)
7a	_____	_____	_____
7b	_____	_____	_____
7c	_____	_____	_____
7d	_____	_____	_____
7e	_____	_____	_____
7f	_____	_____	_____

8. SIGNATURE OF OR FOR TAXPAYER: I hereby certify that the Arizona Department of Revenue is authorized to release any and all confidential information concerning the above-mentioned taxpayer. By signing this form, I certify that I have the authority, within the meaning of A.R.S. §42-2003(A), to execute this authorization form on behalf of the above-mentioned corporation(s), limited liability company(ies), trust(s), estate(s), partnership(s), and/or individual(s). I understand that to knowingly prepare or present a document which is fraudulent or false is a Class 5 felony pursuant to A.R.S. §42-1127(B)(2).

<p>→ _____ → _____</p> <p>SIGNATURE DATE</p> <p>_____</p> <p>PRINT NAME</p> <p>_____</p> <p>TITLE</p>	<p>→ _____ → _____</p> <p>SIGNATURE DATE</p> <p>_____</p> <p>PRINT NAME</p> <p>_____</p> <p>TITLE</p>
---	---

9. DECLARATION OF APPOINTEE: Complete if Appointee has been given authority under any Section 4a through h or Section 5 or is otherwise authorized to practice law as defined in Rule 31(a) of the Arizona Rules of the Supreme Court.

- Under penalties of perjury, I declare that I am one of the following:
- 9a** A full-time officer, partner, member or manager of a limited liability company, or employee if the individual qualifies under Rule 31(d)13 of the Arizona Rules of the Supreme Court.
 - 9b** Attorney - an active member of the State Bar of Arizona.
 - 9c** Certified Public Accountant - duly qualified to practice as a Certified Public Accountant in Arizona.
 - 9d** Federally Authorized Tax Practitioner within the meaning of A.R.S. § 42-2069(D)(1). If appointee is engaged in practice with a federally authorized tax practitioner, provide the practitioner's name and CAF number below:

PRACTITIONER'S NAME	CAF NUMBER
---------------------	------------

9e Other - This may be any individual, providing the total amount in dispute, including tax, penalties, and interest is less than \$5,000.00.

If this Declaration of Appointee is not signed and dated, the representation authorization will be returned.

DESIGNATION Check one box for each appointee:	JURISDICTION (State)	SIGNATURE	DATE
<input type="checkbox"/> 9a <input type="checkbox"/> 9b <input type="checkbox"/> 9c <input type="checkbox"/> 9d <input type="checkbox"/> 9e			
<input type="checkbox"/> 9a <input type="checkbox"/> 9b <input type="checkbox"/> 9c <input type="checkbox"/> 9d <input type="checkbox"/> 9e			
<input type="checkbox"/> 9a <input type="checkbox"/> 9b <input type="checkbox"/> 9c <input type="checkbox"/> 9d <input type="checkbox"/> 9e			
<input type="checkbox"/> 9a <input type="checkbox"/> 9b <input type="checkbox"/> 9c <input type="checkbox"/> 9d <input type="checkbox"/> 9e			

Phone Numbers

For information or help, call one of the numbers listed:

Phoenix (602) 255-3381
From area codes 520 and 928, toll-free (800) 352-4090

Tax forms, instructions, and other tax information

If you need tax forms, instructions, and other tax information, go to the department's Internet home page at www.azdor.gov.

Income Tax Procedures and Rulings

These instructions may refer to the department's income tax procedures and rulings for more information. To view or print these, go to our home page and click on *Legal Research* then click on *Procedures* or *Rulings* and select a tax type from the drop down menu.

Publications and Brochures

To view or print the department's publications and brochures, go to our home page and click on *Publications*.

Purpose of Form

A taxpayer may use Form 285 to authorize the department to release confidential information to the taxpayer's Appointee. The department may have to disclose confidential information to fully discuss tax issues with, or respond to tax questions by, the Appointee. A taxpayer may also use Form 285 to grant additional powers to the Appointee, up to and including a power of attorney.

Who Can Use Form 285?

Any of the following may file Form 285.

- An individual
- Individuals that file joint returns
- A sole proprietorship
- A corporation
- A group of consolidated or combined corporations
- A partnership
- A limited liability company
- An estate
- A trust
- A governmental agency
- Any other organization, association, or group

NOTE: A fiduciary (trustee, executor, administrator, receiver, or guardian) stands in the position of a taxpayer and acts as the taxpayer. A fiduciary does not act as a representative and should not file Form 285. If a fiduciary wants to authorize an individual to represent or perform certain acts on behalf of the entity, the fiduciary must file a signed power of attorney naming that person to act in the position of the taxpayer.

Filing Instructions

If the taxpayer is working with a specific section or employee of the department, the taxpayer should mail Form 285 to that section or employee. Otherwise, the taxpayer should mail Form 285 to:

Arizona Department of Revenue
Taxpayer Information and Assistance
P.O. Box 29086
Phoenix, AZ 85038

The taxpayer may file an original, a photocopy, or a facsimile transmission (Fax) of Form 285. If the taxpayer is filing a facsimile, and is working with a specific person, the taxpayer should Fax Form 285 to that person. Otherwise, the taxpayer should Fax Form 285 to (602) 542-2072.

Specific Instructions

Section 1 - Taxpayer Information

Enter the taxpayer's name, address, and daytime telephone number on the lines provided. If more space is needed, attach an additional page.

Foreign Address

If the taxpayer has a foreign address, enter the information in the following order: city, province or state, and country. Follow the country's practice for entering the postal code. Do not abbreviate the country name.

For income tax purposes, each individual signing this form must enter his or her social security number (SSN). A corporation, partnership, trust or estate must enter its Employer Identification number (EIN).

For withholding tax purposes, an individual, corporation, partnership, trust or estate must enter the EIN.

For transaction privilege tax (TPT) purposes, an individual must enter the TPT license number. A corporation, partnership, or trust must enter its EIN and its TPT license number. An estate must enter the decedent's SSN, the estate's EIN and the estate's TPT license number.

Section 2 - Appointee Information

Enter the name and address of the person the taxpayer is appointing to receive confidential information and/or to act on the taxpayer's behalf. The Appointee must be an individual.

If the Appointee has a foreign address, enter the information in the following order: city, province or state, and country. Follow the country's practice for entering the postal code. Do not abbreviate the country name.

Enter the Appointee's ID number. This may be an SSN, CPA number, State Bar number, Alternative Preparer Tax ID number or other ID number that is unique to the Appointee.

If the taxpayer wants to name more than one Appointee, please attach an additional sheet that contains the required information for each Appointee.

Section 3 - Tax Matters

You may use this form for more than one tax type. Please check the box or boxes to specify the tax type covered by this authorization. Also enter the tax year(s) or tax period(s). A general reference to “all years”, “all periods”, or periods or years “to present” will be accepted as applying only to tax years (periods) ending prior to the date the form is signed.

A general reference to “all future” years or periods will be subject to a four year limitation. Also, check the box that properly describes the form of ownership of the taxpayer.

NOTE: *When you sign this form, you are authorizing the department to release confidential information to the named Appointee. If you would like to grant additional authority to the Appointee, complete section 4 of this form.*

If you want to grant a power of attorney, skip section 4 and complete section 5.

Section 4 - Additional Authorization

Items 4a through 4h allow the taxpayer to grant additional authorization to the Appointee. Please check all boxes that apply. The items specified in Items 4a through 4f are administrative matters with the department. Any other authorization that involves negotiating legal rights or responsibilities or filing documents on the taxpayer’s behalf is also an administrative matter.

In order to represent a taxpayer in an administrative matter, the Appointee must be an Arizona attorney or must meet the requirements of Rule 31(d)(13) of the Arizona Rules of the Supreme Court. The following individuals are authorized pursuant to Rule 31(d)(13) to represent taxpayers in administrative matters, authorized by the taxpayer.

1. Any individual, IF the total amount in dispute, including tax, penalties, and interest, is less than \$5,000.00.
2. A full-time officer, partner, member or manager of a limited liability company, or employee, if all of the following apply:
 - The taxpayer is a legal entity, such as a corporation, a formal partnership, a limited liability company, or a trust.
 - Representation of the entity is not the Appointee’s primary duty to the legal entity, but secondary or incidental to other duties relating to the management or operation of the legal entity.
 - The person is not receiving separate or additional compensation (other than reimbursement for costs) for representation.

If either 1 or 2 do not apply, then only the following individuals can represent a taxpayer when the taxpayer authorizes:

1. An active member of the State Bar of Arizona;
2. An Arizona Certified Public Accountant; or
3. A “Federally Authorized Tax Practitioner” within the meaning of Arizona Revised Statutes § 42-2069(D)(1). This includes:
 - An enrolled agent authorized to practice before the IRS.
 - An out-of-state attorney or out-of-state certified public accountant, if the person is not currently under suspension or disbarment from practice before the IRS and if the person has filed with the IRS a written declaration that he or she is currently qualified as an attorney or a CPA.
 - An individual practicing with a federally authorized tax practitioner and who is subject to the same standards of practice and ethics requirements of that person.

Section 5 - Power of Attorney

By checking the box on line 5, the taxpayer grants the Appointee power of attorney. A power of attorney authorizes the Appointee to perform any and all acts that the taxpayer can perform with regard to the tax matters and tax year(s) or period(s) specified. This includes, but is not limited to, the powers listed in items 4a through 4h. Any limitation to this power of attorney must be specified.

The use of a power of attorney must be in accordance with Rule 31 of the Arizona Rules of the Supreme Court. (See Section 4.)

Section 6 - Revocation of Earlier Authorization(s)

This authorization **does not revoke** any earlier authorizations or powers of attorney on file with the Arizona Department of Revenue. If you want to revoke all prior authorizations and powers of attorney, please check the revocation box. If you wish to revoke only some prior authorizations and/or powers of attorney, please check the box and list those authorizations and powers of attorney that you wish to remain in effect.

Section 7 - Corporations Having Controlled Subsidiaries

The department may disclose confidential information relating to a corporate taxpayer to a designee of the taxpayer who is authorized in writing by the taxpayer. A principal corporate officer of a parent corporation may execute a written authorization for a controlled subsidiary.

A principal corporate officer of a parent corporation that wants to designate a person to receive confidential information regarding the corporation’s controlled subsidiaries must either: (1) Attach a list of each controlled subsidiary that the parent wants to include in the disclosure authorization (federal Form 851 may be used for this purpose) or (2) complete Section 7 of Form 285.

Section 8 – Signature of or for Taxpayer

Type of Entity	Who must sign
Individuals, Joint Filers and Sole Proprietorships	The individual/sole proprietor or a joint filer must sign. In the case of a joint return, if both husband and wife (or former husband and wife) want to authorize the same Appointee, both spouses (or former spouses) must sign.
Corporations	A principal corporate officer within the meaning of A.R.S. § 42-2003(A)(2) or any person designated by a principal corporate officer or any person designated in a resolution by the corporate board of directors or other similar governing body, must sign.
Partnerships & Limited Partnerships	A partner having authority to act in the name of the partnership must sign.
Trusts	A trustee must sign.
Estates	An Executor/Executrix or the personal representative of the estate must sign.
Limited Liability Companies	A member having authority to act in the name of the company must sign.
Governmental Agencies	An officer having authority to act on behalf of the governmental agency must sign.

Section 9 - Declaration of Appointee

If the Appointee has been given authority under any of Section 4a through 4h or Section 5 or is otherwise authorized to practice law as defined in Rule 31(a) of the Arizona Rules of the Supreme Court, the Appointee must sign and date this declaration and enter a designation from 9a through 9e. The persons who are authorized to practice law before the Department of Revenue include active Arizona attorneys and those authorized under Rule 31(d)(13) of the Arizona Rules of the Supreme Court. An Appointee indicating authorization under 9d who is engaged in practice with a federally authorized tax practitioner, must provide the name of the practitioner with whom he or she works and that person's CAF number in the place provided.

THIS PAGE INTENTIONALLY LEFT BLANK

- Include Form(s) 51 immediately following page 4 of Form 120.
- Be sure to check the “Yes” box on Form 120, line D.

For the calendar year 2014 or fiscal year beginning MM,MM,DD,DD,2,0,1,4 and ending MM,MM,DD,DD,2,0,YY.

Name			Employer Identification Number (EIN)		
Number and Street or PO Box			REVENUE USE ONLY. DO NOT MARK IN THIS AREA. 88		
City or Town	State	ZIP Code			
			81 PM		80 RCVD

Section I	<p>Listing of Affiliated Corporations Combined or Consolidated in This Return or Filing Separate Returns Complete Section I only if it was not completed for a previous taxable year.</p>
------------------	---

	If the Affiliated Company is an Arizona Filer, check the Arizona Filer box. ↓	F = Consolidated C = Combined S = Separate ↓				
00	Arizona Filer?	Affiliated Company Name	F/C/S	EIN	Period From – Through	Business Activity Code
1					MM/YYYY–MM/YYYY	
2					MM/YYYY–MM/YYYY	
3					MM/YYYY–MM/YYYY	
4					MM/YYYY–MM/YYYY	
5					MM/YYYY–MM/YYYY	
6					MM/YYYY–MM/YYYY	
7					MM/YYYY–MM/YYYY	
8					MM/YYYY–MM/YYYY	
9					MM/YYYY–MM/YYYY	
10					MM/YYYY–MM/YYYY	
11					MM/YYYY–MM/YYYY	
12					MM/YYYY–MM/YYYY	
13					MM/YYYY–MM/YYYY	
14					MM/YYYY–MM/YYYY	
15					MM/YYYY–MM/YYYY	

Name (as shown on page 1)	EIN
---------------------------	-----

Section II Corporations Added to the Affiliated Group During the Taxable Year
 Do not complete Section II if Section I is completed.

If the Affiliated Company is an Arizona Filer, check the Arizona Filer box. If the Affiliated Company changed its name during the taxable year, check the Name Change box. F = Consolidated C = Combined S = Separate

Arizona Filer?	Affiliated Company Name	Name Change?	F/C/S	EIN	Month Added	Business Activity Code
1					MM	
2					MM	
3					MM	
4					MM	
5					MM	
6					MM	
7					MM	
8					MM	
9					MM	
10					MM	

Section III Corporations Deleted From the Affiliated Group During the Taxable Year
 Do not complete Section III if Section I is completed.

If the Affiliated Company is an Arizona Filer, check the Arizona Filer box. If the Affiliated Company changed its name during the taxable year, check the Name Change box. F = Consolidated C = Combined S = Separate

Arizona Filer?	Affiliated Company Name	Name Change?	F/C/S	EIN	Month Deleted	Business Activity Code
1					MM	
2					MM	
3					MM	
4					MM	
5					MM	
6					MM	
7					MM	
8					MM	
9					MM	
10					MM	

Reason for deletions: _____

Combined or Consolidated Return Affiliation Schedule

Obtain additional information or assistance by calling one of the numbers listed below:

Phoenix (602) 255-3381
 From area codes 520 and 928, toll-free (800) 352-4090

Obtain tax rulings, tax procedures, tax forms and instructions, and other tax information by accessing the department's website at www.azdor.gov.

General Instructions

Use of the Form

Form 51 is used by Form 120 filers to list members of combined or consolidated affiliated groups and affiliated corporations that file on a separate company basis or file a separate combined return to Arizona.

NOTE: *If you are including Form 51 with your return, be sure to check the "Yes" box on page 1 of Form 120, line D.*

Complete Section I of this form for the first taxable year that a unitary group files a combined return or an Arizona affiliated group files a consolidated return. Include Form(s) 51 immediately following page 4 of Form 120.

- For a consolidated group, the affiliated group consists of all companies included in the federal consolidated return.
- For a combined group, the affiliated group consists of all members included in the combined filing and any related companies in which a member of the combined group owns more than a fifty percent interest ("related company").
- For a federal consolidated group and related companies consisting of more than one combined group, the combined group filing the form should list the other combined group as filing separate.

Form 51 also identifies corporations added to or deleted from the federal consolidated group and related companies (including name changes) during the taxable year. For affiliates filing on a separate company basis to Arizona, this form also identifies name changes, and members added to or deleted from the federal consolidated group and related companies during the taxable year.

Complete Section II and Section III of this form for succeeding taxable years if there were any additions to or deletions from the affiliated group and related companies (including name changes) or changes in affiliates filing on a separate company basis. Include Form(s) 51 immediately following page 4 of Form 120.

Specific Instructions

Fiscal Year

If the combined or consolidated parent corporation files a fiscal year return, indicate the taxable year of the combined or consolidated parent corporation at the top of Form 51.

Name, Address, and Employer Identification Number

If a *consolidated* return is being filed, list the parent corporation's name with the phrase "and subsidiaries," the parent's address, and the parent's employer identification number.

If a *combined* return is being filed, list the name, address, and employer identification number of the corporation under which the group is filing. The name for a combined return should include either the phrase "and unitary subsidiaries" or "and unitary affiliates," whichever is applicable.

The name, address, and employer identification number should be the same as that reported on page 1 of Form 120.

If the taxpayer has a foreign address, enter the information in the following order: city, province or state, and country. Follow the country's practice for entering the postal code. **Do not abbreviate the country's name.**

Section I: Listing of Affiliated Corporations Combined or Consolidated in This Return or Filing Separate Returns

Complete Section I only if it was not completed for a previous taxable year. For consolidated returns, list all members of the affiliated group except the parent. For combined returns, list all members of the combined group except for the company under which the combined return is being filed. Also, list any affiliates and related companies that file separate income tax returns to Arizona. If Section I is completed, do not complete Section II or Section III.

In the "Arizona Filer?" column, check the box of those affiliates that previously have filed a return to Arizona. For example, if an affiliate filed a combined return, check the box of only the company that was identified on the top of page 1 on the original return. In addition, check the box of those companies that previously filed separate company returns to Arizona.

In the "F/C/S" column, identify which type of return the affiliate is filing to Arizona. Use "F" for consolidated return, "C" for combined return, or "S" for separate company return. If the combined group filing this form has an affiliated combined group, mark the affiliate that the affiliated combined group files under with an "S".

Do not complete the "Period From - Through" column for corporations that were members of the consolidated or combined group for the entire taxable year. Use the column only for affiliates that were added or deleted during the taxable year. For each affiliate that was added or deleted, indicate the period of time (by month and year in an MM/YYYY format) the affiliate was part of the group. For example, if a calendar year basis taxpayer acquired an affiliate in June 2014, the period listed would be "06/2014 - 12/2014".

The business activity code is the business activity code number used for federal tax purposes [codes based on North American Industry Classification System (NAICS)].

If there are more than 15 affiliated corporations, include additional Form(s) 51 immediately after the first Form 51.

Alternatively, if there are more than 15 affiliated corporations, Form 51 may be filed by optical media. Optical media filing can be used *only* for Section I information.

Section II: Corporations Added to the Affiliated Group During the Taxable Year

Do not complete Section II if Section I was completed for this taxable year. List those corporations that were added to the combined or consolidated group during the taxable year. In addition, list new affiliates and related companies that will file separate company returns to Arizona. If there were more than 10 corporations added during the taxable year, include additional Form(s) 51 immediately after the first Form 51. Enter the name and employer identification number of the corporation filing Form 51 on the top of page 2 of Form 51.

In the "Arizona Filer?" column, check the box of those affiliated members or related companies that previously have filed a return to Arizona. For example, if a member filed a combined return, indicate only the company that was identified on the top of page 1 on the original return. In addition, check the box of those companies that previously filed separate company returns to Arizona.

In the "F/C/S" column, identify which type of return the affiliated group member or related company is filing to Arizona. Use "F" for consolidated return, "C" for combined return, or "S" for separate company return. If a combined group has an affiliated combined group, mark the member that the affiliated combined group files under with an "S".

Use the "Month Added" column to indicate the number of the month during the taxable year the affiliate was added to the affiliated group. For example, if the affiliate was added in June, use the number "06".

The business activity code is the business activity code number used for federal tax purposes [codes based on North American Industry Classification System (NAICS)].

Section III: Corporations Deleted From the Affiliated Group During the Taxable Year

Do not complete Section III if Section I was completed for this taxable year. In Section III, list those corporations that were deleted from the combined or consolidated group during the taxable year. In addition, list any affiliates and related companies that were filing separate company returns to Arizona and which have been deleted from the affiliated group. If there are more than 10 corporations deleted during the year, include additional Form(s) 51 immediately after the first Form 51. Enter the name and employer identification number of the corporation filing Form 51 on the top of page 2 of Form 51.

In the "Arizona Filer?" column, check the box of those affiliates or related companies that previously have filed returns to Arizona. For example, if an affiliate filed a combined return, indicate only the company that was identified on the top of page 1 on the original return. In addition, check the box of those companies that previously filed separate company returns to Arizona.

In the "F/C/S" column, identify which type of return the affiliate or related company was filing to Arizona. Use "F" for consolidated return, "C" for combined return, or "S" for separate company return. If the combined group filing this form has an affiliated combined group, mark the affiliate that the affiliated combined group files under with an "S".

Use the "Month Deleted" column to indicate the number of the month during the taxable year the affiliate was deleted from the affiliated group. For example, if the affiliate was deleted in June, use the number "06".

The business activity code is the business activity code number used for federal tax purposes [codes based on North American Industry Classification System (NAICS)].

For each deleted corporation, state the reason for deletion. Reasons for deletion may include disposition, dissolution, or in the case of a combined return, the corporation is no longer unitary.

Name Changes

If any member of the consolidated or combined group, related company, or affiliate filing a separate company return to Arizona, has a name change during the taxable year, the following information should be provided by the taxpayer:

- All information (using the new name) as requested in Section II and, in addition, check the "Name Change?" box. Enter the month the company began operations under the new name in the "Month Added" column. For example, if the affiliate's name changed in June, use the number "06".
- All information (using the old name) as requested in Section III and check the "Name Change?" box. Use the "Month Deleted" column to indicate the number of the month during the taxable year that the affiliate ceased operating under the old name. For example, if the affiliate's name changed in June, use the number "06".

2014 Exempt Organization Information Sheet

Which Organizations Are Exempt From Arizona Corporate Income Tax?

Arizona Revised Statutes (A.R.S.) § 43-1201(A) states that organizations that are exempt from federal income tax under Internal Revenue Code (IRC) § 501 are exempt from the corporate income tax imposed under Title 43 of the Arizona Revised Statutes. A.R.S. § 43-1201(A) also lists specific types of organizations that are exempt from the corporate income tax imposed by Title 43 of the Arizona Revised Statutes. A nonprofit medical marijuana dispensary (NMMD) under Arizona Revised Statutes Title 36, Chapter 28.1, is exempt from the corporate income tax imposed under Title 43 of the Arizona Revised Statutes in accordance with A.R.S. § 43-1201(B).

NOTE: Homeowners associations described in IRC § 528 are not exempt from tax under A.R.S. § 43-1201(A) [associations that file federal Form 1120-H or 1120]. These organizations must file an Arizona corporate income tax return on Arizona Form 120A or Arizona Form 120. However, certain homeowners associations are federally tax exempt under IRC § 501(c)(4), as social welfare organizations, or under IRC § 501(c)(7), as clubs organized for pleasure or recreation. These homeowners associations are similarly tax exempt for Arizona income tax purposes. These organizations may file Arizona Form 99.

Does the Exemption From Corporate Income Tax Apply to Other Taxes?

No, the tax exempt status provided by A.R.S. § 43-1201 applies only to corporate income taxes.

The organization or dispensary may still be subject to other taxes, such as withholding, transaction privilege or use tax.

Does the Organization Have to Apply for Exempt Status Under A.R.S. § 43-1201?

No, it is not necessary to apply to the Arizona Department of Revenue for tax exempt status for corporate income tax purposes. NMMDs must apply to the Arizona Department of Health Services and provide its registry identification number when filing its return(s) with the Arizona Department of Revenue.

Does the Exempt Organization Have to File an Annual Information Return?

Most organizations that have tax exempt status under A.R.S. § 43-1201 must file Arizona Form 99 or a copy of the organization's federal return of organization exempt from income tax *only if their gross receipts exceed \$50,000*.

"Gross receipts" means the total amount the organization received from all sources during its annual tax year without subtracting any costs or expenses.

However, the following exempt organizations do not have to file Arizona Form 99 or a copy of the organization's federal return of organization exempt from income tax *regardless of the amount of gross receipts*:

- A religious organization exempt under A.R.S. § 43-1201(A)(4). The organization must be organized

exclusively for religious purposes. No part of the organization's net earnings may inure to the benefit of any private shareholder or individual. No substantial part of the organization's activities may be carrying on propaganda or otherwise attempting to influence legislation.

- An educational organization exempt under A.R.S. § 43-1201(A)(4). The organization must normally maintain a regular faculty and students in attendance at the place where its educational activities are regularly conducted.
- A charitable organization or an organization for the prevention of cruelty to children or animals, exempt under A.R.S. § 43-1201(A)(4). The organization must receive its support, in whole or in part, from funds contributed by the United States, or any state or political subdivision thereof, or receive its primary support from contributions of the general public.
- An organization exempt under A.R.S. § 43-1201(A)(4) if the operation, supervision, or control of the organization is by, or in connection with, a religious organization exempt under A.R.S. § 43-1201(A)(4).
- An organization exempt solely under A.R.S. § 43-1201(A)(2). The fraternal beneficiary societies, orders or organizations must: (a) operate under the lodge system or for the exclusive benefit of the members of a fraternity itself operating under the lodge system; and (b) provide for the payment of life, sick, accident or other benefits to the members of the society, order or organization or their dependents.

DUE DATE: Arizona Form 99 or a copy of the organization's federal return of organization exempt from income tax is due by the 15th day of the fifth calendar month after the close of the taxable year.

How is Gross Receipts Determined?

"Gross receipts" means the total amount the organization received from all sources during its annual tax year without subtracting any costs or expenses in accordance with A.R.S. § 43-1242(D). Total income, (Arizona Form 99, line 12) plus cost of goods sold (Arizona Form 99, line 2) plus any other expenses deducted to arrive at the income on lines 4 through 11, would equal the organization's gross receipts for the tax year.

Is There a Penalty for Failing to File, Filing Untimely, or Filing an Incomplete Arizona Form 99?

Arizona Form 99 is an information return. The penalty for failing to file, filing late (including extensions) or filing an incomplete information return is \$100 for each month, or fraction of a month, that the failure continues, up to a maximum penalty of \$500.

What Filing Extensions are Available to Organizations Exempt Under A.R.S. § 43-1201(A) That File Arizona Form 99?

Organizations that file federal Form 990 or Arizona Form 99 with the department can request an automatic 6-month

extension by filing Arizona Form 120EXT with the department by the original due date. Alternatively, the department will accept the federal extension for the same amount of time covered by the federal extension. Organizations can file federal Form 8868 with the IRS to request an automatic 3-month extension, and to apply for an additional (not automatic) 3-month extension, if the original 3-month extension was not enough time. To obtain this additional extension, the organization must show reasonable cause for the additional time requested. See the instructions for federal Form 8868. Check the appropriate extension box on Arizona Form 99. If the organization files federal Form 990 in place of Arizona Form 99, be sure to include a copy of your federal extension(s) before the return.

What Filing Extensions are Available to a Nonprofit Medical Marijuana Dispensary (NMMD) That Files Arizona Form 99?

NMMDs that file Arizona Form 99 with the department must request an automatic 6-month extension by filing Arizona Form 120EXT with the department by the original due date. Because NMMDs are not exempt organizations at the federal level, the NMMD *cannot* file Arizona Form 99 under a federal extension. Be sure to check box 82F on Arizona Form 99.

Is a Nonprofit Medical Marijuana Dispensary (NMMD) Required to File Forms Other Than Arizona Form 99?

NMMDs that are organized as a corporation or an LLC that is taxed as a corporation need only file Arizona Form 99 with the Arizona Department of Revenue. NMMDs that are organized as an S corporation or a partnership (or an LLC that is taxed as an S corporation or a partnership) must also file Arizona Form 120S or Arizona Form 165, respectively, with the Arizona Department of Revenue. NMMDs that are organized as a sole proprietorship must also file Arizona Form 140, Arizona Form 140PY or Arizona Form 140NR with the Arizona Department of Revenue. See the instructions for each form for more information.

Is an Exempt Organization Subject to Arizona Corporate Income Tax on Its Unrelated Business Taxable Income?

Organizations that have tax exempt status under A.R.S. § 43-1201(A) file Arizona Form 99T to report IRC § 512 unrelated business taxable income (UBTI). These organizations are subject to the corporate income tax on their UBTI.

Organizations exempt under A.R.S. § 43-1201(A)(8) file Arizona Form 99T to report UBTI if their income is payable to a church or to a convention or association of churches. These organizations also file this return if their income is payable to another tax exempt organization required to file Arizona Form 99T.

DUE DATE: Arizona Form 99T is due by the 15th day of the fifth calendar month after the close of the taxable year.

What Penalties Apply to Arizona Form 99T?

Arizona Form 99T is subject to the same penalties as any other corporate tax form. See the instructions for Arizona Form 99T for details.

For the calendar year 2014 or fiscal year beginning MM,DD,2014 and ending MM,DD,20YY.

CHECK ONE: <input type="checkbox"/> Original <input type="checkbox"/> Amended	Name _____	Employer Identification Number (EIN) _____
Business Telephone Number (with area code) _____	Address – number and street or PO Box _____	
	City, Town or Post Office _____	State _____ ZIP Code _____

68 Check box if: This is a first return Name change Address change

A Date Arizona operations began: MM,DD,YYYY

B Nature of Arizona activities: _____

C Federal form filed: 990 990-EZ Other (specify) _____

Include a copy of the organization's federal return.

NONPROFIT MEDICAL MARIJUANA DISPENSARY (NMMD) ONLY –

D NMMD Registry Identification Number: _____

E What type of entity is the dispensary?

- Corporation Limited Liability Company (LLC) Partnership S corporation
 Sole Proprietorship

F If the dispensary is an LLC, what is the federal tax classification?

- Corporation Disregarded Entity Partnership S corporation

If the dispensary is an LLC, a partnership or an S corporation, **include a schedule** that lists the following ownership information: name, address, TIN, and ownership percentage at the end of the tax year.

G Federal form filed: 1040 1041 1065 1120 1120-S Other (specify) _____

H Check this box if you included a copy of the dispensary's federal return with its Arizona Form 120S or Form 165 when it was filed; do not include a copy of the same return with this form. **Otherwise, include a copy of the dispensary's federal return.**

CHECK BOX IF return filed under extension:	
82 82C <input type="checkbox"/> 3-month federal	
82F <input type="checkbox"/> 6-month Arizona/federal	
REVENUE USE ONLY. DO NOT MARK IN THIS AREA.	
88	
81 PM	66 RCVD

Sources of Income

1	Gross sales from business activities.....	1		00
2	Less cost of goods sold or of operations: Include itemized statement	2		00
3	Gross profit from business activities: Subtract line 2 from line 1	3		00
4	Interest.....	4		00
5	Dividends.....	5		00
6	Rents and royalties.....	6		00
7	Gain or (loss) from sales of assets, excluding inventory items.....	7		00
8	Dues, assessments, etc., from members.....	8		00
9	Dues, assessments, etc., from affiliates.....	9		00
10	Contributions, gifts, grants, etc., received.....	10		00
11	Other income: Include itemized statement	11		00
12	Total income: Add lines 3 through 11.....	12		00

Administrative Expenses

13	Compensation of officers, directors, trustees, etc.....	13		00
14	Salaries and wages other than amounts included on line 2	14		00
15	Interest.....	15		00
16	Taxes	16		00
17	Rent expense.....	17		00
18	Depreciation: Include schedule.....	18		00
19	Miscellaneous expenses: Include itemized statement.....	19		00
20	Total expenses: Add lines 13 through 19.....	20		00

Disbursements

21	Disbursements from current income for exempt purposes from page 2, line A6.....	21		00
22	Disbursements from principal for exempt purposes from page 2, line B6	22		00
23	Other disbursements not itemized on Schedule A or Schedule B: Include schedule	23		00

Accumulation of Income

24	Accumulation of income in current year: Line 12 less the sum of lines 20, 21, 22, and 23.....	24		00
25	Accumulation of income at beginning of year	25		00
26	Accumulation of income at end of year: Add lines 24 and 25.....	26		00

Penalty

27	Penalty for late filing or incomplete filing. See instructions.....	27		00
----	---	----	--	----

THE BUSINESS IS SUBJECT TO A PENALTY IF THIS RETURN IS FILED LATE OR IS INCOMPLETE. A.R.S. § 42-1125(K).

Name (as shown on page 1)	EIN
---------------------------	-----

SCHEDULE A Disbursements From Current Income for Exempt Purposes

A1 Dues, assessments, etc., to affiliates	A1	00		
A2 Contributions, gifts, grants, etc., paid	A2	00		
A3 Benefit payments to or for members or their dependents:				
A3a Death, sickness, hospitalization, disability, or pension benefits	A3a	00		
A3b Other benefits	A3b	00		
A4 Dividends and other distributions to members, shareholders, or depositors	A4	00		
A5 Other	A5	00		
A6 Total: Add lines A1 through A5. Enter total here and on page 1, line 21	A6			00

SCHEDULE B Disbursements From Principal for Exempt Purposes

B1 Dues, assessments, etc., to affiliates	B1	00		
B2 Contributions, gifts, grants, etc., paid	B2	00		
B3 Benefit payments to or for members or their dependents:				
B3a Death, sickness, hospitalization, disability, or pension benefits	B3a	00		
B3b Other benefits	B3b	00		
B4 Dividends and other distributions to members, shareholders, or depositors	B4	00		
B5 Other	B5	00		
B6 Total: Add lines B1 through B5. Enter total here and on page 1, line 22	B6			00

SCHEDULE C Balance Sheet

NOTE: Amounts used in included schedules and in this column should be end of year amounts.

			(a) Beginning of Year		(b) End of Year
Assets					
C1 Cash			00	C1	00
C2a Accounts receivable	C2a	00			
C2b Less allowance for doubtful accounts	C2b	00			
C2c Line C2a less line C2b. Enter difference in column (b)			00	C2c	00
C3a Other notes and loans receivable: Include schedule	C3a	00			
C3b Less allowance for doubtful accounts	C3b	00			
C3c Line C3a less line C3b. Enter difference in column (b)			00	C3c	00
C4 Inventories			00	C4	00
C5 Investments (securities): Include schedule			00	C5	00
C6 Investments (other): Include schedule			00	C6	00
C7a Land, buildings, and equipment; basis:	C7a	00			
C7b Less accumulated depreciation: Include schedule	C7b	00			
C7c Line C7a less line C7b. Enter difference in column (b)			00	C7c	00
C8 Other assets (describe): _____			00	C8	00
C9 Total assets: Add lines C1 through C8			00	C9	00
Liabilities					
C10 Accounts payable and accrued expenses			00	C10	00
C11 Mortgages and other notes payable: Include schedule			00	C11	00
C12 Other liabilities (describe): _____			00	C12	00
C13 Total liabilities: Add lines C10 through C12			00	C13	00
Net Assets					
C14 Capital stock or trust principal			00	C14	00
C15 Paid-in or capital surplus			00	C15	00
C16 Retained earnings or accumulated income			00	C16	00
C17 Total net assets: Add lines C14 through C16			00	C17	00
C18 Total liabilities and net assets: Add lines C13 and C17			00	C18	00

PLEASE BE SURE TO SIGN THE RETURN ON PAGE 3.

Name (as shown on page 1)	EIN
---------------------------	-----

Declaration	Under penalties of perjury, I declare that I have examined this return, including the accompanying schedules and statements, and to the best of my knowledge and belief, it is a true, correct and complete return, made in good faith, for the taxable year stated pursuant to the income tax laws of the State of Arizona.		
Please Sign Here	_____	_____	_____
	OFFICER'S SIGNATURE	DATE	TITLE
Paid Preparer's Use Only	_____	_____	_____
	PAID PREPARER'S SIGNATURE	DATE	PAID PREPARER'S PTIN
	_____	FIRM'S <input type="checkbox"/> EIN OR <input type="checkbox"/> SSN	
	FIRM'S NAME (OR PAID PREPARER'S NAME, IF SELF-EMPLOYED)	()	
	_____	FIRM'S TELEPHONE NUMBER	
	FIRM'S STREET ADDRESS		
	_____	_____	_____
	CITY	STATE	ZIP CODE

Mail to: Arizona Department of Revenue, PO Box 52153, Phoenix, AZ 85072-2153

THIS PAGE INTENTIONALLY LEFT BLANK

2014 Arizona Exempt Organization Annual Information Return

Obtain additional information or assistance by calling one of the numbers listed below:

Phoenix (602) 255-3381
From area codes 520 and 928, toll-free (800) 352-4090

Obtain tax rulings, tax procedures, tax forms and instructions, and other tax information by accessing the department's website at www.azdor.gov.

General Instructions

Organizations Which Must File Form 99 or a Copy of the Federal Return of Organization Exempt From Income Tax

Most organizations that have tax exempt status under Arizona Revised Statutes (A.R.S.) § 43-1201(A) must file Arizona Form 99 or a copy of the organization's federal return of organization exempt from income tax *only if their gross receipts exceed \$50,000*.

However, the following exempt organizations do not have to file Arizona Form 99 or a copy of the organization's federal return of organization exempt from income tax *regardless of the amount of gross receipts*:

- A religious organization exempt under A.R.S. § 43-1201(A)(4). The organization must be organized exclusively for religious purposes. No part of the organization's net earnings may inure to the benefit of any private shareholder or individual. No substantial part of the organization's activities may be carrying on propaganda or otherwise attempting to influence legislation.
- An educational organization exempt under A.R.S. § 43-1201(A)(4). The organization must normally maintain a regular faculty and students in attendance at the place where its educational activities are regularly conducted.
- A charitable organization or an organization for the prevention of cruelty to children or animals, exempt under A.R.S. § 43-1201(A)(4). The organization must receive its support, in whole or in part, from funds contributed by the United States, or any state or political subdivision thereof, or receive its primary support from contributions of the general public.
- An organization exempt under A.R.S. § 43-1201(A)(4), if the operation, supervision, or control of the organization is by, or in connection with, a religious organization exempt under A.R.S. § 43-1201(A)(4).
- An organization exempt solely under A.R.S. § 43-1201(A)(2). The fraternal beneficiary societies, orders or organizations must: (a) operate under the lodge system or for the exclusive benefit of the members of a fraternity itself operating under the lodge system; and (b) provide for the payment of life, sick, accident or other benefits to the members of the society, order or organization or their dependents.

NOTE: Homeowners associations described in IRC § 528 are not exempt from tax under A.R.S. § 43-1201(A) [associations that file federal Form 1120-H or 1120]. These organizations must file an Arizona corporate income tax return on Arizona Form 120A or Arizona Form 120. However, certain homeowners associations are federally tax exempt under IRC § 501(c)(4), as social welfare organizations, or under IRC § 501(c)(7), as clubs organized for pleasure or recreation. These homeowners associations are similarly tax exempt for Arizona income tax purposes. These organizations may file Form 99.

Determination of Gross Receipts

"Gross receipts" means the total amount the organization received from all sources during its annual tax year without subtracting any costs or expenses in accordance with A.R.S. § 43-1242(D). Total income (Form 99, line 12), plus cost of goods sold (Form 99, line 2) plus any other expenses deducted to arrive at the income on lines 4 through 11, would equal the organization's gross receipts for the tax year.

Nonprofit Medical Marijuana Dispensary (NMMD)

A nonprofit medical marijuana dispensary (NMMD) under Arizona Revised Statutes Title 36, Chapter 28.1, is exempt from Arizona corporate income tax in accordance with A.R.S. § 43-1201(B). An NMMD must file Arizona Form 99 to meet the filing requirements of A.R.S. § 43-1242. A limited liability company (LLC) that is an NMMD but treated as a disregarded entity must file Arizona Form 99. Because NMMDs are not exempt organizations at the federal level, they do not have the option to file the federal return in place of Arizona Form 99. An NMMD that is taxed as an S corporation or a partnership is required to file Arizona Form 120S or Arizona Form 165, as applicable, by the due date of those returns, in addition to filing Arizona Form 99. An NMMDs that is organized as a sole proprietorship must also file Arizona Form 140, Arizona Form 140PY or Arizona Form 140NR as applicable, by the due date of those returns, in addition to filing Arizona Form 99.

Filing Original Returns

The due date for Form 99 or the copy of the federal return of organization exempt from income tax is the 15th day of the fifth calendar month after the close of the taxable year. If the organization files under a valid federal three month extension, check box 82C on page one of Form 99. If the organization is filing under a second valid federal three month extension or an Arizona extension, check box 82F on page one of Form 99. File the return by the extended due date.

NOTE for NMMDs: A NMMD cannot use the federal extension for filing its Arizona Form 99. The NMMD must request an Arizona extension on Arizona Form 120EXT.

If the organization is filing its federal form in place of the Arizona Form 99, please include a copy of the federal extension(s) before the federal return.

Mail the return to:

Arizona Department of Revenue
PO Box 52153
Phoenix, AZ 85072-2153

If the organization files Form 99, include a copy of the appropriate federal return.

The department normally determines the timeliness of a return by the postmark or other official mark of the U.S. Postal Service stamped on the envelope in which the return is mailed. Refer to Arizona General Tax Ruling GTR 93-1 for further information. The department will also accept proof of mailing from a private delivery service included in the Internal Revenue Service list of designated private delivery services. Contact the private delivery service for information regarding how to obtain written proof of mailing.

Extension of Time to File a Return

The organization can apply for an Arizona extension by filing a completed Arizona Form 120EXT by the original due date of the return. The organization can also use a valid federal extension rather than applying for an Arizona extension.

NOTE for NMMDs: A NMMD cannot use the federal extension for filing its Arizona Form 99. The NMMD must request an Arizona extension on Arizona Form 120EXT.

The department grants an Arizona extension for filing Form 99 for a period of six months. Arizona will accept the federal extension for the same period of time as covered by the federal extension, except for NMMDs.

Because the first federal extension for organizations exempt under A.R.S. § 43-1201(A) is an automatic three-month extension instead of the automatic six-month Arizona extension, those organizations requiring a six-month extension must be approved for a second three-month federal extension, which is not automatic, or file an Arizona Form 120EXT by the original due date.

Penalty

This form is an information return. The penalty for failing to file, filing late (including extensions) or filing an incomplete information return is \$100 for each month, or fraction of a month, that the failure continues, up to a maximum penalty of \$500.

Filing Amended Returns

File amended returns within four years of the filing of the original return. However, do not file an amended return until the original return has been processed.

- *Organization that filed a copy of its federal return of organization exempt from income tax* - file a copy of the amended federal return of organization exempt from income tax.
- *Organization that filed Form 99* - include a statement with the amended return that explains why the organization amended its Arizona return. If the organization amended its federal return, include a copy of the amended federal return and all schedules applicable with the amended Arizona return.
- *NMMD that filed Form 99* - include a statement with the amended return that explains why the dispensary amended its Arizona return. If the dispensary amended its federal return, include a copy of the amended federal return and all schedules applicable with the amended

Arizona return, unless question H applies. If question H applies to the NMMD, then an amended Arizona Form 120S or Arizona Form 165 must be filed and the amended federal return should be included with the Arizona amended Form 120S or Form 165.

Specific Instructions

Type or print the required information in the name, address, and information boxes at the top of page 1. Indicate whether the taxable year is a calendar year or a fiscal year; if a fiscal year, indicate the taxable year on the top of the return. Indicate whether this return is an original or an amended return.

Enter the employer identification number (EIN) of the organization, which is its taxpayer identification number (TIN).

All returns, statements, and other documents filed with the department require a TIN. Taxpayers that fail to include their TIN may be subject to a penalty. Paid tax return preparers must include their TIN where requested. The TIN for a paid tax return preparer is the individual's social security number or the employer identification number of the business. Paid tax return preparers that fail to include their TIN may be subject to a penalty.

Organization that is exempt under A.R.S. § 43-1201(A) - answer questions A, B and C. Skip questions D through H. Complete the rest of page 1 and pages 2 and 3.

NMMD that is exempt under A.R.S. § 43-1201(B) - answer questions A and B. Skip question C. Check the box for question D and enter the registry identification number of the dispensary. Check one box for question E. If the dispensary is an LLC, check one box for question F. If the dispensary is a flow through entity (LLC, S corporation or partnership), be sure to include a schedule that lists ownership information (i.e. name, address, TIN and ownership percentage) with the tax return. Check a box for question G and include a copy of the dispensary's federal return, unless question H applies to the dispensary. If the NMMD is organized or taxed as a partnership or an S corporation, and the federal return is included with the Form 165 or Form 120S filed by the NMMD, check the box for question H and do not include a copy of the federal return with this Form 99. Complete the rest of page 1, and pages 2 and 3, as instructed below.

Lines 1 through 12 -

Include in this section all sources of income received during the taxable year.

Lines 13 through 20 -

Include in this section all administrative expenses.

Schedule A and Line 21 -

Include in Schedule A on page 2 all disbursements made from current income for exempt purposes. Enter the total of lines A1 through A5 on line A6 and on page 1, line 21.

Schedule B and Line 22 -

Include in Schedule B on page 2 all disbursements from principal for exempt purposes. Enter the total of lines B1 through B5 on line B6 and on page 1, line 22.

Line 23 -

Enter all other disbursements not itemized on Schedule A or Schedule B. Include a schedule detailing these disbursements with the return.

Lines 24 through 26 -

Enter the applicable amounts to report the accumulation of income.

Line 27 -

This form is an information return. An information return that is incomplete or filed after its due date (including extensions) is subject to a penalty of \$100 for each month, or fraction of a month, that the failure continues, up to a maximum penalty of \$500.

If the organization or dispensary files this return after its due date (including extensions), enter the penalty due on this line. Payments can be made via check or money order.

Make checks payable to Arizona Department of Revenue. Enter the organization's EIN or the dispensary's TIN on the front of the check or money order. Include the check or money order with the return.

Schedule C - Balance Sheet

Complete column (a), for beginning of year amounts, and column (b), for end of year amounts.

NOTE: *The amounts entered on lines C2a, C2b, C3a, C3b, C7a, and C7b and on any included schedules should be end of year amounts.*

Line C2 -

On line C2a, enter accounts receivable. Subtract the amount on line C2b from the amount on line C2a. Enter the difference on line C2c in column (b).

Line C3 -

On line C3a, enter other notes and loans receivable. Subtract the amount on line C3b from the amount on line C3a. Enter the difference on line C3c in column (b).

Line C7 -

On line C7a, enter land, buildings, and equipment; basis. Subtract the amount on line C7b from the amount on line C7a. Enter the difference on line C7c in column (b).

Certification

An officer of the organization or dispensary must sign the return on page 3.

Paid preparers: Sign and date the return on page 3. Complete the firm name and address lines (the paid preparer's name and address, if self-employed). Enter the paid preparer's TIN, which is the firm's EIN or the individual preparer's social security number.

THIS PAGE INTENTIONALLY LEFT BLANK

For the calendar year 2014 or fiscal year beginning M, M, D, D, 2, 0, 1, 4 and ending M, M, D, D, 2, 0, Y, Y.

CHECK ONE: <input type="checkbox"/> Original <input type="checkbox"/> Amended	Name _____	Employer Identification Number (EIN) _____
Business Telephone Number (with area code) _____	Address – number and street or PO Box _____	
	City, Town or Post Office _____	State _____ ZIP Code _____

- 68** Check box if: This is a first return Name change Address change
- A Date Arizona operations began M, M, D, D, Y, Y, Y, Y
- B Nature of unrelated business activities: _____
- C Unrelated business activity codes: _____
- D ARIZONA apportionment for multistate organizations only (check one box):
 AIR Carrier STANDARD ENHANCED
- E Check this box to elect to be treated as a multistate service provider, if qualified (include Schedule MSP). Indicate year of election Yr 1 Yr 2 Yr 3 Yr 4 Yr 5
- F Did you file an Arizona Form 99? Yes No
- G Check federal form filed: 990-T Other (specify) _____
- Include a copy of the organization's federal return.**

CHECK BOX IF return filed under extension: 82 82F <input type="checkbox"/>	
REVENUE USE ONLY. DO NOT MARK IN THIS AREA.	
88	
81 PM	66 RCVD

Arizona Unrelated Business Taxable Income Computation

1 Unrelated business taxable income from federal Form 990-T.....	1		00
2 Additions related to Arizona tax credits claimed	2		00
3 Subtotal: Add line 1 and line 2	3		00
4 Apportionment ratio for multistate organizations only: See instructions	4	.	
5 Taxable income attributable to Arizona: Line 3 multiplied by line 4 (or if 100% Arizona, enter amount from line 3).....	5		00

Arizona Tax Liability Computation

6 Enter tax: Tax is 6.5 percent of line 5, or \$50, whichever is greater	6		00
7 Tax from recapture of tax credits from Arizona Form 300, Part 2, line 31.....	7		00
8 Subtotal: Add line 6 and line 7	8		00
9 Nonrefundable tax credits from Arizona Form 300, Part 2, line 56.....	9		00
10 Credit type: Enter form number for each nonrefundable credit claimed: 10 <u>3, , ,</u> <u>3, , ,</u> <u>3, , ,</u> <u>3, , ,</u>			
11 Tax liability: Subtract line 9 from line 8.....	11		00

Tax Payments

12 Refundable tax credits: Check box(es) and enter amount: 12 <input type="checkbox"/> 308 <input type="checkbox"/> 342 <input type="checkbox"/> 349	12		00
13 Extension payment made with Arizona Form 120EXT or online.....	13		00
14 Estimated tax payments	14		00
15 Amended returns: Payment made with original return plus all payments made after it was filed: See instructions	15		00
16 Subtotal payments: Add lines 12 through 15	16		00
17 Overpayments of tax from original return or later adjustments: See instructions	17		00
18 Total Payments: Subtract line 17 from line 16	18		00

Computation of Total Due or Overpayment

19 Balance of tax due: If line 11 is larger than line 18, enter balance of tax due. Skip line 20	19		00
20 Overpayment of tax: If line 18 is larger than line 11, enter overpayment of tax	20		00
21 Penalty and interest	21		00
22 Estimated tax underpayment penalty: If Form 220 is included, check this box 22A <input type="checkbox"/>	22		00
23 TOTAL AMOUNT DUE: Add lines 19, 21, and 22. If money is due, non-EFT payment must accompany return	23		00
24 OVERPAYMENT: See instructions	24		00
25 Amount of line 24 to be applied to 2015 estimated tax.....	25	00	
26 Amount to be refunded: Subtract line 25 from line 24	26		00

Name (as shown on page 1)

EIN

SCHEDULE A Apportionment Formula (Multistate Organizations Only)

IMPORTANT: Qualifying air carriers must use Arizona Schedule ACA. Qualifying multistate service providers must include Arizona Schedule MSP. See instructions, pages 8, 9, and 10.

A1 Property Factor

- a Value of real and tangible personal property (by averaging the value of owned property at the beginning and end of the tax period; rented property at capitalized value). Total owned and rented property.....
- b Weight AZ property: (STANDARD uses x 1; ENHANCED uses x 7.5)
- c Property factor (for column A, multiply line a by line b; for column B, enter amount from line a)

A2 Payroll Factor

- a Wages, salaries, commissions and other compensation paid to employees.....
- b Weight AZ payroll: (STANDARD uses x 1; ENHANCED uses x 7.5)
- c Payroll factor (for column A, multiply line a by line b; for column B, enter amount from line a)

A3 Sales Factor

- a Sales delivered or shipped to Arizona purchasers
- b Sales of services for qualifying multistate service providers only (include Schedule MSP)
- c Other gross receipts
- d Total sales and other gross receipts.....
- e Weight AZ sales: (STANDARD uses x2; ENHANCED uses x85)...
- f Sales factor (For column A, multiply line d by line e; for column B, enter the amount from line d).....

A4 Total Ratio: Add A1c, A2c, and A3f, in column C

A5 Average Apportionment Ratio: Divide line A4, column C, by the denominator (STANDARD divides by four (4); ENHANCED divides by one hundred (100)). Enter the result in column C, and on page 1, line 4.....

LIMITED TO UNRELATED BUSINESS AMOUNTS		
COLUMN A Total Within Arizona Round to nearest dollar.	COLUMN B Total Everywhere Round to nearest dollar.	COLUMN C Ratio Within Arizona A ÷ B
x1 OR x7.5		
		•
x1 OR x7.5		
		•
x2 OR x85.0		
		•
		•
		•

Declaration

Under penalties of perjury, I declare that I have examined this return, including the accompanying schedules and statements, and to the best of my knowledge and belief, it is a true, correct and complete return, made in good faith, for the taxable year stated pursuant to the income tax laws of the State of Arizona.

Please Sign Here

OFFICER'S SIGNATURE _____ DATE _____ TITLE _____

Paid Preparer's Use Only

PAID PREPARER'S SIGNATURE _____ DATE _____ PAID PREPARER'S PTIN _____

FIRM'S NAME (OR PAID PREPARER'S NAME, IF SELF-EMPLOYED) _____ FIRM'S EIN OR SSN _____

FIRM'S STREET ADDRESS _____ () _____ FIRM'S TELEPHONE NUMBER _____

CITY _____ STATE _____ ZIP CODE _____

Mail to: Arizona Department of Revenue, PO Box 52153, Phoenix, AZ 85072-2153

2014 Arizona Exempt Organization Business Income Tax Return

Obtain additional information or assistance by calling one of the numbers listed below:

Phoenix (602) 255-3381
 From area codes 520 and 928, toll-free (800) 352-4090

Obtain tax rulings, tax procedures, tax forms and instructions, and other tax information by accessing the department's website at www.azdor.gov.

General Instructions

Organizations Which Must File This Tax Return

Organizations that have tax-exempt status under Arizona Revised Statutes (A.R.S.) § 43-1201(A) file this return to report Internal Revenue Code (IRC) § 512 unrelated business taxable income (UBTI).

Organizations exempt under A.R.S. § 43-1201(A)(8) file Form 99T to report UBTI if their income is payable to a church or to a convention or association of churches. These organizations also file this return if their income is payable to another tax-exempt organization required to file Form 99T.

NOTE: Homeowners associations described in IRC § 528 are not exempt from tax under A.R.S. § 43-1201(A) [associations that file federal Form 1120-H or 1120]. These organizations must file an Arizona corporate income tax return on Form 120A or Form 120. However, certain homeowners associations are federally tax-exempt under IRC § 501(c)(4), as social welfare organizations, or under IRC § 501(c)(7), as clubs organized for pleasure or recreation. These homeowners associations are similarly tax-exempt for Arizona income tax purposes. These organizations may file Arizona Form 99.

Taxable Year Covered by Return

File returns for the calendar year or fiscal year. Indicate the period covered by the taxable year and whether the taxable year is a calendar year or a fiscal year.

Filing Original Returns

Returns are due by the 15th day of the fifth month after the close of the taxable year. Be sure to check the box indicating that the organization is filing an original return. If the organization has a valid federal or Arizona extension, file the return by the extended due date. If the organization uses an extension, the organization must check the extension box (82F) on page 1 of the return. Mail the return to:

Arizona Department of Revenue
 PO Box 52153
 Phoenix, AZ 85072-2153

Include a copy of the appropriate federal return.

The department generally determines the timeliness of a return by the postmark or other official mark of the U.S. Postal Service stamped on the envelope in which the return is mailed. Refer to Arizona General Tax Ruling GTR 93-1 for further information. The department will also accept proof of mailing from a private delivery service included in the Internal Revenue Service (IRS) list of designated private delivery services. Contact the private delivery service for information regarding how to obtain written proof of mailing.

Filing Amended Returns

Any organization who files an amended return with the IRS must file an Arizona amended return on Form 99T within 90 days after the final determination by the IRS of the change or correction. The organization must report changes or corrections of the organization's UBTI by the IRS or as the result of renegotiation of a contract or subcontract with the United States to the department. The organization must either:

- File a copy of the final determination with the department, concede the accuracy of the determination or state any errors, and request the department to recompute the tax owed to Arizona; or
- File an amended return as required by the department.

The organization must include additional schedules that provide sufficient information for the department to recompute the organization's Arizona UBTI based on the Revenue Agent Report (RAR) changes. The department may require that the organization file an amended return if the department does not have the necessary information to recompute the tax owed to Arizona.

NOTE: File an amended return for a prior taxable year on the Form 99T for that taxable year. Use the 2014 Form 99T to amend only taxable year 2014.

Do not file an amended return until the original return has been processed. Be sure to check the box on page 1 of the return to indicate that the organization is filing an amended return. Mail the amended return to:

Arizona Department of Revenue
 PO Box 52153
 Phoenix, AZ 85072-2153

Payment of Tax

The entire amount of tax is due by the original due date of the return. Payments can be made via check, electronic check, money order, or credit card. Visit www.AZTaxes.gov to register and make payments via the internet.

Estimated Tax Payments

Organizations that expect an Arizona income tax liability for the taxable year of \$1,000 or more must make Arizona estimated tax payments. Use Arizona Form 120ES, *Corporation Estimated Tax Payment*. For exceptions to the estimated tax requirements, see the instructions for Arizona Form 220, *Underpayment of Estimated Tax by Corporations*. An organization that fails to make the required estimated tax payments is subject to a penalty on any estimated tax payment that is late or underpaid. Arizona's required annual payment of estimated tax is the smaller of:

- Ninety percent of the organization's Arizona tax liability for the current taxable year; **or**
- One hundred percent of the organization's Arizona tax liability for the prior taxable year.

Organizations required to make Arizona corporate estimated tax payments should use the 2015 Arizona Form 120W, *Estimated Tax Worksheet for Corporations*, to compute the required installments. REFER TO THE 2015 ARIZONA FORM 120W AND ITS INSTRUCTIONS BEFORE COMPLETING THE 2015 ARIZONA FORM 120ES.

ESTIMATED TAX PAYMENTS BY ELECTRONIC FUNDS TRANSFER. Organizations whose Arizona corporate income tax liability for the preceding taxable year was \$20,000 or more must make Arizona corporate estimated tax payments via electronic funds transfer. If the organization is making its estimated tax payments by electronic funds transfer (EFT), the organization should not submit Arizona Form 120ES to the department.

Organizations required to make estimated tax payments via electronic funds transfer must complete the department's electronic funds transfer authorization agreement at least 30 days prior to initiation of the first applicable transaction.

Organizations whose Arizona corporate income tax liability for the preceding taxable year was less than \$20,000 may elect voluntary participation in the electronic funds transfer program. Voluntary participants in the program must complete the department's electronic funds transfer authorization agreement at least 30 days prior to the first applicable transaction.

Refer to A.R.S. § 42-1129 and the related Arizona Administrative Code rules (A.A.C. R15-10-301 through R15-10-307) for detailed information regarding electronic funds transfer.

NOTE: Organizations required to make estimated payments via EFT that fail to do so will be subject to a penalty of 5% of the amount of the payment not made by EFT. See A.R.S. § 42-1125(O).

Extension of Time to File a Return

The organization can apply for an Arizona extension by filing a completed Arizona Form 120EXT by the original due date of the return. The organization can also use a valid federal extension, rather than applying for an Arizona extension. The organization must use Arizona Form 120EXT to transmit extension payments via check or money order, whether the organization uses a valid federal extension or requests an Arizona extension. If the organization uses an extension, the organization must check the extension box (82F) on page 1 of the return.

The department grants an Arizona extension for a period of six months. Arizona will accept the federal extension for the same period of time as covered by the federal extension.

Either the Arizona or federal extension provide an extension of time to file, but do not provide an extension of time to pay.

The organization must pay 90% of the tax liability (less any tax credits) by the original due date of the return. The organization's tax liability may be the \$50 minimum tax. The department imposes the extension underpayment penalty on any late or underpaid extension payments.

Penalties and Interest

A. Late Filing Penalty. A return filed after the original due date is subject to the late filing penalty unless the organization has a valid federal or Arizona extension. A return filed after its extended due date is also subject to the late filing penalty. The late filing penalty is 4.5% (.045) of the amount of tax required to be shown on the return. "Amount of tax required to be shown on the return" is the amount of tax imposed less the amount of any part of the tax paid on or before the beginning of the month and the amount of any credit against the tax which may be claimed on the return. The penalty period is for each month or fraction of a month between the due date of the return and the date the organization filed the return. The maximum penalty is 25% of the tax found to be remaining due.

B. Extension Underpayment Penalty. The organization must pay 90% of the tax liability (less any tax credits) disclosed by the organization's return on or before the original due date of the return. The department imposes the extension underpayment penalty on any late or underpaid extension payments. The extension underpayment penalty is 0.5% (.005) of the tax not paid. The penalty period is for each 30 day period or fraction thereof between the original due date of the return and the date the organization paid the tax. The maximum penalty is 25% of the unpaid tax. Organizations subject to the extension underpayment penalty are not subject to the late payment penalty prescribed under A.R.S. § 42-1125(D).

C. Late Payment Penalty. The department imposes the late payment penalty on any amount shown as tax on a return that is not paid by the date prescribed for its payment. "Amount of tax shown on the return" is the amount of tax imposed shown on the return less the amount of any part of the tax paid on or before the beginning of the month and the amount of any credit against the tax that may be claimed on the return. The late payment penalty is 0.5% (.005) of the unpaid tax for each month or fraction of a month that the tax remains unpaid, not to exceed 10% of the unpaid tax.

NOTE: If more than one of the penalties described in A, B, or C apply, the maximum combined penalty is 25%.

Refer to Arizona Corporate Income Tax Ruling CTR 09-1 regarding the application of penalties to returns filed under extension.

D. Interest. The department assesses interest on any portion of the tax, whether determined by the department or the organization, not paid by the date prescribed for its payment. The department applies interest, compounded annually, in the same manner and at the same time as prescribed by IRC § 6621 with the following exception. **Exception:** The Arizona rate of interest for both underpayments and overpayments for all taxpayers is the federal underpayment rate under IRC § 6621(a)(2) [the federal short-term rate, determined pursuant to IRC § 6621(b), plus three percentage points].

On January 1 of each year, the department adds any interest outstanding as of that date to the principal amount of the tax.

It is then a part of the principal amount of the tax and accrues interest until paid.

E. Estimated Tax Underpayment Penalty. The department imposes the estimated tax underpayment penalty on any late payment or underpayment of a required installment of estimated tax. Refer to Arizona Form 220 for further details. The penalty imposed is the penalty prescribed by A.R.S. § 43-582 for the applicable period.

IRC § 7519 Required Payments

These payments cannot be deducted on the Arizona tax returns as an ordinary and necessary business expense or otherwise.

Rounding Dollar Amounts

Organizations must round amounts to the nearest whole dollar. If 50 cents or more, round up to the next dollar. If less than 50 cents, round down.

Records

Every organization should maintain books and records substantiating information reported on the return and keep these documents for inspection. Arizona General Tax Ruling GTR 96-1 discusses the general requirements for the maintenance and retention of books, records and other sources of information received, created, maintained or generated through various computer, electronic and imaging processes and systems. Refer to this tax ruling for further information.

Specific Instructions

Type or print the required information in the name, address, and information boxes on the top of page 1. Indicate whether the taxable year is a calendar year or a fiscal year; if a fiscal year, indicate the taxable year on the top of the return. Indicate whether this return is an original or an amended return.

Enter the employer identification number (EIN) of the organization, which is its taxpayer identification number (TIN). Complete lines A through F. Be sure to enter the unrelated business activity code(s) from the federal Form 990-T on line C.

All returns, statements, and other documents filed with the department require a TIN. Organizations that fail to include their TIN may be subject to a penalty. Paid tax return preparers must include their TIN where requested. The TIN for a paid tax return preparer is the individual's social security number or the EIN of the business. Paid tax return preparers that fail to include their TIN may be subject to a penalty.

NEW: For taxable years beginning from and after December 31, 2013, a multistate service provider may elect to treat sales from services as being in Arizona based on a combination of income producing activity sales and market sales prescribed under A.R.S. § 43-1147(B). Taxpayers who want to make the election should check the applicable boxes on line E on page 1 of the return and include Schedule MSP with the return. See the specific instructions for the apportionment formula on these instructions. Also refer to A.R.S. § 43-1147 and Schedule MSP instructions for more information.

Arizona Unrelated Business Taxable Income (UBTI) Computation

Line 1 - Unrelated Business Taxable Income

Enter the amount of unrelated business taxable income from federal Form 990-T.

NOTE: A.R.S. §§ 43-1231 and 43-1241 do not allow additions to or subtractions from federal unrelated business taxable income similar to those allowed for corporations. However, if the organization claims certain Arizona income tax credits related to its UBTI activities, each credit statute requires an addition to UBTI.

Line 2 - Additions Related to Arizona Tax Credits

Enter the following additions to UBTI that are related to Arizona tax credits claimed by the organization. Include a schedule detailing these additions.

A. Environmental Technology Facility Credit (Form 305)

- **Excess Federal Depreciation or Amortization**

Enter the excess of depreciation or amortization computed on the federal basis of the facility over depreciation or amortization computed on the Arizona adjusted basis of the facility. Make this adjustment for the facility for which the organization claimed a tax credit under A.R.S. § 43-1169.

- **Excess in Federal Adjusted Basis**

Enter the amount by which the federal adjusted basis of the facility exceeds the Arizona adjusted basis of the facility. Make this adjustment if the facility or any component of the facility for which the organization claimed a tax credit under A.R.S. § 43-1169 was sold or otherwise disposed of during the taxable year.

B. Pollution Control Credit (Form 315)

- **Excess Federal Depreciation or Amortization**

Enter the excess of depreciation or amortization computed on the federal basis of the property over depreciation or amortization computed on the Arizona adjusted basis of the property. Make this adjustment for the property for which the organization claimed a tax credit under A.R.S. § 43-1170.

- **Excess in Federal Adjusted Basis**

Enter the amount by which the federal adjusted basis of the property exceeds the Arizona adjusted basis of the property. Make this adjustment if the property for which the organization claimed a tax credit under A.R.S. § 43-1170 was sold or otherwise disposed of during the taxable year.

C. Credit for Taxes Paid for Coal Consumed in Generating Electrical Power (Form 318)

Enter the amount of expenses deducted pursuant to the Internal Revenue Code for which the organization claimed the credit for taxes paid for coal consumed in generating electrical power, in Arizona, under A.R.S. § 43-1178. The addition is required for the amount of Arizona transaction privilege taxes and Arizona use taxes included in the computation of UBTI for which the Arizona credit is claimed.

D. Credit for Solar Hot Water Heater Plumbing Stub Outs and Electric Vehicle Recharge Outlets (Form 319)

Enter the amount of expenses deducted in computing UBTI for the installation of solar hot water heater plumbing stub outs and electric vehicle recharge outlets for which the organization claimed a tax credit under A.R.S. § 43-1176.

E. Credit for Employment of TANF Recipients (Form 320)

Enter the amount of wage expenses deducted pursuant to the Internal Revenue Code for which the organization claimed a tax credit for employment of TANF recipients under A.R.S. § 43-1175.

F. Agricultural Pollution Control Equipment Credit (Form 325)

• **Excess Federal Depreciation or Amortization**

Enter the excess of depreciation or amortization computed on the federal basis of the property over depreciation or amortization computed on the Arizona adjusted basis of the property. Make this adjustment for the property for which the organization claimed a tax credit under A.R.S. § 43-1170.01.

• **Excess in Federal Adjusted Basis**

Enter the amount by which the federal adjusted basis of the property exceeds the Arizona adjusted basis of the property. Make this adjustment if the property for which the organization claimed a tax credit under A.R.S. § 43-1170.01 was sold or otherwise disposed of during the taxable year.

G. Credit for Donation of School Site (Form 331)

Enter the amount deducted pursuant to the Internal Revenue Code representing a donation of a school site for which the organization claimed a tax credit under A.R.S. § 43-1181.

H. Motion Picture Credits (Form 334)

This credit is in lieu of any allowance for deduction of expenses related to the production or related to a transferred credit. Enter the amount of any such expenses that were deducted in computing UBTI, for which a tax credit was claimed or transferred under former A.R.S. § 43-1163.

I. Credit for Corporate Contributions to School Tuition Organizations (Form 335)

Enter the amount deducted in computing UBTI as contributions for which a tax credit is claimed under A.R.S. § 43-1183.

J. Credit for Corporate Contributions to School Tuition Organizations for Displaced Students or Students with Disabilities (Form 341)

Enter the amount deducted in computing UBTI as contributions for which a tax credit is claimed under A.R.S. § 43-1184.

Line 4 - Apportionment Ratio

This line is provided for multistate organizations to enter an apportionment ratio. An apportionment ratio represents the percentage of the multistate organization's UBTI that arises from Arizona. Schedule A on page 2 of Form 99T is used to compute the apportionment ratio for non-air carrier multistate organizations. Air carrier organizations must complete Schedule ACA and include with the return. Arizona's

apportionment ratio provisions are explained later in these instructions.

An exempt organization that has income from unrelated business activities taxable in more than one state is a *multistate organization*. An exempt organization that has income from unrelated business activities taxable entirely within Arizona is a *wholly Arizona organization*.

Non-air carrier multistate organizations - enter the average ratio from page 2, Schedule A, line A5, column C. The organization must carry out the decimal on line 4 to six places.

Air carrier multistate organizations - enter the average ratio from Schedule ACA, line 3. The organization must carry out the decimal on line 4 to six places.

Line 5 - Taxable Income Attributable to Arizona

Multistate organizations: The organization must apportion its UBTI; multiply the amount on line 3 by the ratio on line 4. Enter the result.

Wholly Arizona organizations: If the organization has unrelated business taxable income that is taxable entirely within Arizona, enter the amount from line 3.

Arizona Tax Liability Computation

Line 6 - Arizona Tax

Multiply the net UBTI that is subject to Arizona tax (page 1, line 5) by 6.5%. If the computed amount of tax is less than \$50, enter the minimum tax liability of \$50. Every organization required to file a return shall pay a \$50 minimum tax in accordance with A.R.S. § 43-1111.

Line 7 - Tax From Recapture of Tax Credits

Enter the amount of tax due from recapture of the credits from Arizona Form 300, Part 2, line 31.

Line 8 - Subtotal

Add line 6 and line 7. This is the amount of tax to which the total amount of tax credits claimed by the organization may be applied.

Line 9 - Nonrefundable Tax Credits

Enter the allowable nonrefundable tax credit amount from Arizona Form 300, Part 2, line 56. This amount cannot be larger than the amount on Form 99T, line 8.

These credits are available to an exempt organization that is subject to corporate income tax on UBTI. The credit(s) must result from the activities that generate UBTI.

- **Environmental Technology Facility Credit.** This tax credit is for costs incurred in constructing a qualified environmental technology manufacturing, producing, or processing facility as described in A.R.S. § 41-1514.02. Complete Form 305 to claim this tax credit.
- **Military Reuse Zone Credit.** This tax credit is for net increases in employment of full-time employees working in a military reuse zone established under Arizona law. Complete Form 306 to claim this tax credit.
- **Credit for Increased Research Activities.** This tax credit is for organizations that incur qualified research expenses for research conducted in Arizona. A portion of the excess credit claimed for taxable years beginning from and after December 31, 2009, may be refundable

with approval from the Arizona Commerce Authority. Be sure to include only the nonrefundable portion on line 9. Complete Form 308 to claim this tax credit.

- **Pollution Control Credit.** This tax credit is for expenses incurred during the taxable year to purchase real or personal property used in the organization's unrelated business in Arizona to control or prevent pollution. Complete Form 315 to claim this tax credit.
- **Credit for Taxes Paid for Coal Consumed in Generating Electrical Power.** This tax credit is for a percentage of the amount paid by the seller or purchaser as transaction privilege tax or use tax for coal sold to the organization that is consumed in the generation of electrical power in Arizona. "Amount paid by the seller or purchaser as transaction privilege tax or use tax" means that the organization paid the Arizona use tax to the department, the seller passed the Arizona transaction privilege tax through to the organization as an added charge, or the seller collected the Arizona use tax from the organization. Complete Form 318 to claim this tax credit.
- **Credit for Solar Hot Water Heater Plumbing Stub Outs and Electric Vehicle Recharge Outlets.** This tax credit is for the installation of solar hot water heater plumbing stub outs and electric vehicle recharge outlets in houses or dwelling units constructed by the organization. The houses or dwelling units must be located in Arizona. Complete Form 319 to claim this tax credit.
- **Credit for Employment of TANF Recipients.** This tax credit is for net increases in qualified employment for recipients of temporary assistance for needy families (TANF) who are residents of Arizona. Complete Form 320 to claim this tax credit.
- **Agricultural Pollution Control Equipment Credit.** This tax credit is for expenses incurred during the taxable year to purchase tangible personal property that is primarily used in the organization's unrelated business in Arizona to control or prevent agricultural pollution. Complete Form 325 to claim this tax credit.
- **Credit for Donation of School Site.** This tax credit is for the donation of real property and improvements to an Arizona school district or Arizona charter school for use as a school or as a site for the construction of a school. Complete Form 331 to claim this tax credit.
- **Credits for Healthy Forest Enterprises.** These tax credits are for net increases in qualified employment positions in a healthy forest enterprise and net training and certifying costs. Use Form 332 to claim these tax credits.
- **Credit for Employing National Guard Members.** This tax credit is for an employer who has an employee that is a member of the Arizona National Guard and the employee was placed on active duty. Use Form 333 to claim this tax credit.
- **Motion Picture Credits.** This transferable tax credit may have been obtained by an organization from a motion picture production company or another entity that obtained the credit from a motion picture production company. Use Form 334 to claim this tax credit.
- **Credit for Corporate Contributions to School Tuition Organizations.** This tax credit is for

organizations that made contributions to school tuition organizations that provide scholarships and tuition grants to children attending qualified nongovernmental schools. Use Form 335 to claim this tax credit.

- **Credit for Solar Energy Devices - Commercial and Industrial Applications.** This tax credit is available to organizations that install solar energy devices for commercial, industrial, or any other nonresidential purpose in the organization's unrelated business located in Arizona. The credit may be transferred to a third party that either financed, installed, or manufactured the qualifying solar energy device. Use Form 336 to figure this tax credit.
- **Credit for Corporate Contributions to School Tuition Organizations for Displaced Students or Students With Disabilities.** This tax credit is for organizations that make contributions to school tuition organizations that provide scholarships and tuition grants to qualifying children attending qualified nongovernmental schools. Use Form 341 to claim this tax credit.
- **Renewable Energy Production Tax Credit.** This tax credit is for organizations that produce electricity using qualified energy resources. Approval by the Arizona Department of Revenue is required prior to claiming this tax credit. Use Form 343 to claim this tax credit.
- **Solar Liquid Fuel Credit.** This tax credit is for organizations that increase research activities related to solar liquid fuel. Additional credits will become available in 2016 for production and delivery system costs. Use Form 344 to claim this tax credit.
- **Credit for New Employment.** This tax credit is for organizations that have net increases in employment resulting from the activities that generate UBTI. The credit limit is administered by the Arizona Commerce Authority. Use Form 345 to claim this tax credit.
- **Additional Credit for Increased Research Activities for Basic Research Payments.** This tax credit is for organizations that make qualified basic research payments for research conducted in Arizona. Approval by the Arizona Department of Revenue is required prior to claiming this tax credit. Use Form 346 to claim this tax credit.
- **Credit for Qualified Health Insurance Plans.** This tax credit is for employers that provide qualified health insurance plans or contribute to health savings accounts for its employees who are Arizona residents. Use Form 347 to claim this tax credit.
- **Credit for Renewable Energy Investment and Production for Self-consumption by Manufacturers.** This tax credit is for investment in new renewable energy facilities that produce energy for self-consumption using renewable energy resources if the power will be used primarily for manufacturing. Use Form 351 to claim this tax credit.

Complete the appropriate credit form for each tax credit. Include the completed credit form and Form 300 with the tax return.

Line 10 - Credit Type

Indicate which nonrefundable tax credits were claimed on line 9 by entering the applicable form number(s) in the space provided.

Nonrefundable Income Tax Credit	Form
Environmental Technology Facility Credit	305
Military Reuse Zone Credit	306
Credit for Increased Research Activities	308
Pollution Control Credit	315
Credit for Taxes Paid for Coal Consumed in Generating Electrical Power	318
Credit for Solar Hot Water Heater Plumbing Stub Outs and Electric Vehicle Recharge Outlets	319
Credit for Employment of TANF Recipients	320
Agricultural Pollution Control Equipment Credit	325
Credit for Donation of School Site	331
Credits for Healthy Forest Enterprises	332
Credit for Employing National Guard Members	333
Motion Picture Credits	334
Credit for Corporate Contributions to School Tuition Organizations	335
Credit for Solar Energy Devices - Commercial and Industrial Applications	336
Credit for Corporate Contributions to School Tuition Organizations for Displaced Students or Students With Disabilities	341
Renewable Energy Production Tax Credit	343
Solar Liquid Fuel Credit	344
Credit for New Employment	345
Additional Credit for Increased Research Activities for Basic Research Payments	346
Credit for Qualified Health Insurance Plans	347
Credit for Renewable Energy Investment and Production for Self-Consumption by Manufacturers	351

Line 11 - Tax Liability

Subtract line 9 from line 8 and enter the difference. If line 9 is larger than line 8, enter zero (0). Line 11 cannot be a negative amount.

Tax Payments

Line 12 - Refundable Tax Credits

Check the box(es) marked 308, 342 and/or 349 to indicate which of these refundable tax credits the organization is claiming. Enter the total amount of the credits claimed on line 12.

Credit for Increased Research Activities. A portion of this tax credit is refundable for qualified organizations. The refund is limited to 75% of the excess credit, which is the current year's credit less the current year's tax liability, not to exceed the amount approved by the Arizona Commerce Authority. Include a copy of your "Certificate of Qualification" from the Arizona Commerce Authority, Arizona Form 300 and Arizona Form 308 with your return. Enter the amount from Arizona Form 308, Part 6, line 46.

Credit for Renewable Energy Industry. This tax credit is for expanding or locating qualified renewable energy operations in Arizona and is refundable in five equal installments. Pre-approval and post-approval are required through the Arizona Commerce Authority. Include a copy of your "Certificate of Qualification" from the Arizona Commerce Authority and Arizona Form 342 with your tax

return to claim this credit. Enter the amount from Arizona Form 342, Part 6, line 18.

Credit for Qualified Facilities. This tax credit is for expanding or locating a qualified facility in Arizona and is refundable in five equal installments. Pre-approval and post-approval are required through the Arizona Commerce Authority. Include a copy of your "Certificate of Qualification" from the Arizona Commerce Authority and Arizona Form 349 with your tax return to claim this credit. Enter the amount from Arizona Form 349, Part 6, line 18.

If you are claiming more than one of the refundable tax credits, check the appropriate boxes and add the amounts from the credit forms together and enter the total on line 12, or use the worksheet below to figure the amount to enter on line 12.

Refundable Credit Worksheet	
1. Enter the refundable credit from Form 308, Part 6, line 46.	
2. Enter the apportioned credit from Form 342, Part 6, line 18.	
3. Enter the apportioned credit from Form 349, Part 6, line 18.	
4. Add the amounts on lines 1, 2, and 3. Enter the total here and on Form 99T, page 1, line 12.	

Line 13 - Extension Payment

Enter any payment made with the Arizona request for extension of time to file the income tax return (Arizona Form 120EXT) or made online by the original due date. If the organization is filing under an extension, check the extension box (82F) on page 1 of the return.

Line 14 - Estimated Tax Payments

Enter the total amount paid by the organization for the taxable year. Use the following worksheet to figure the amount of these payments that should be entered on line 14.

Estimated Tax Payment Worksheet		
Payments	Date of Payment	Amount
1. Estimated Payment 1		
2. Estimated Payment 2		
3. Estimated Payment 3		
4. Estimated Payment 4		
5. Total. Add lines 1 through 4. Enter the total here and also on Form 99T, page 1, line 14.		

Line 15 - Payment Made With Original Return Plus All Payments After It Was Filed - Amended Returns Only

Use the following worksheet to figure the amount of the payments that should be entered on line 15.

NOTE: Do not include payments reported on lines 13 or 14.

Payment Worksheet		
Payments (Other)	Date of Payment	Amount
1. Payment with original return		
2. Payment		
3. Payment		
4. Payment		
5. Total. Add lines 1 through 4. Enter the total here and also on Form 99T, page 1, line 15.		

Line 16 - Subtotal Payments

Add lines 12 through 15. Enter the subtotal.

Line 17 - Overpayments of Tax From Original Return or Later Adjustments

Enter the amount of the overpayment of tax, if any, from the original return, and the total amount of any overpayments from an Arizona Department of Revenue correction notice, an amended return, or an audit. Do not include or enter the amount of any penalties or interest paid.

Computation of Total Due or Overpayment

Line 19 - Balance of Tax Due

If the amount on line 11 is **larger** than the amount on line 18, there is a balance of tax due. Subtract line 18 from line 11 and enter the difference. Skip line 20.

Line 20 - Overpayment of Tax

If the amount on line 18 is **larger** than the amount on line 11, there is an overpayment of tax. Subtract line 11 from line 18 and enter the difference.

Line 21 - Penalty and Interest

Calculate any penalty or interest due as a result of late filing or late payment of tax. Calculate interest on the amount shown on line 19 at the prevailing rate. The interest period is from the original due date of the return to the payment date. See the "Penalties and Interest" section on page 2 of these instructions.

Line 22 - Estimated Tax Underpayment Penalty

Original returns: The organization does not have to complete Form 220, *Underpayment of Estimated Tax by Corporations*, if the organization made its estimated tax payments based on either of the following methods:

- An amount equal to 90% of the current taxable year's tax liability (line 11 less line 12), paid in four equal installments; or
- An amount equal to 100% of the organization's tax liability for the prior taxable year, paid in four equal installments.

The department will compute the estimated tax underpayment penalty based on either of these methods and notify the organization of any amount due. If the organization elects to have the department compute the penalty, do not check box **22A** or enter an amount on line 22.

The organization must complete Form 220, even though no penalty is due, if it made its estimated tax payments based on either of the following methods:

- The annualized income installment method; or
- The adjusted seasonal installment method.

Enter the total penalty from Form 220, Part C, line 37. Include the completed Form 220 with the return **and** check box **22A**.

Amended returns: Do not recompute the estimated tax underpayment penalty. Enter the amount of estimated tax underpayment penalty from the original return or the amount from a department correction notice.

Line 23 - Total Amount Due

If the organization had a balance of tax due on line 19, add lines 19, 21 and 22. Enter the total on line 23. This is the total amount due. Pay this amount when the organization files the return. Payments can be made via check, electronic check, money order, or credit card.

Check or Money Order

Make checks payable to Arizona Department of Revenue. Include the organization's TIN on the front of the check or money order. Include the check or money order with the return.

Internet Payments

Organizations must be licensed by the department before they can register to pay taxes online. Go to www.AZTaxes.gov to register and make payments over the internet.

Electronic payment from checking or savings account

Payments can be made electronically from a checking or savings account. Go to www.AZTaxes.gov and choose the e-check option. There is no fee to use this method. This payment method will debit the amount from the specified checking or savings account on the date specified. If an electronic payment is made from a checking or savings account, a confirmation number will be generated. Please keep this confirmation number as proof of payment.

Credit card payment

Payments can be made via American Express, Discover, MasterCard or VISA credit cards. Go to www.AZTaxes.gov and choose the credit card option. This will take you to the website of the credit card payment service provider. The service provider will charge a convenience fee based on the amount of the tax payment. The service provider will disclose the amount of the convenience fee during the transaction and the option to continue or cancel the transaction will be presented. If you accept the convenience fee and complete the credit card transaction, a confirmation number will be generated. Please keep this confirmation number as proof of payment.

Line 24 - Overpayment

If the organization had an overpayment of tax on line 20, subtract the total of lines 21 and 22 from line 20. Enter a positive difference on line 24. This is the total overpayment. If the difference is a negative, enter the difference as a positive number on line 23.

Line 25 - Overpayment Applied to Estimated Tax

Original Returns: The organization may apply part or all of an overpayment reported on line 24 as a 2015 estimated tax payment. Enter the applicable amount on line 25.

Amended Returns: The organization may apply part or all of an overpayment reported on line 24 as a 2015 estimated tax payment, if this amended return is filed during the organization’s taxable year 2015. Enter the applicable amount on line 25.

Line 26 - Refund

Subtract line 25 from line 24. This is the refund amount.

Schedule ACA - Air Carrier Apportionment Formula
(Multistate Air Carriers Only)

A.R.S. § 43-1139 requires an organization that is a qualifying air carrier to use revenue miles to apportion its business income to Arizona. The organization must complete and attach Schedule ACA with the return. Schedule ACA is available on the department’s website: <http://www.azdor.gov/Forms/Corporate.aspx>. Check the applicable box on line D on page 1 of the return. Do not complete Schedule A on page 2 of the return.

The organization must be engaged in air commerce. “Air commerce” means transporting persons or property for hire by aircraft in interstate, intrastate or international transportation.

Schedule A - Apportionment Formula
(Non-Air Carrier Multistate Organizations Only)

If the organization engages in unrelated business activities both within and without Arizona, the organization is a multistate organization and must apportion its income. An apportionment formula determines the unrelated business taxable income based on property, payroll, and sales in Arizona compared with everywhere. Everywhere means the property, payroll, and sales factors related to the whole unrelated business activity.

Non-air carrier multistate organizations have the opportunity to choose one of two apportionment formulae for calculating the apportionment ratio. Non-air carrier multistate organizations may elect the enhanced apportionment formula. The standard apportionment formula must be used by organizations not electing to use the enhanced apportionment formula.

The numerator of the fraction of the standard apportionment formula is the property factor plus the payroll factor plus two times the sales factor. The denominator of the fraction is four. For tax years beginning from and after December 31, 2013,

the numerator of the fraction of the enhanced apportionment formula is 7.5 times the property factor plus 7.5 times the payroll factor plus 85 times the sales factor. The denominator of the fraction is 100.

NOTE: When computing the factors of the apportionment ratio, round amounts to the nearest whole dollar. If 50 cents or more, round up to the next dollar. If less than 50 cents, round down.

Option 1: Standard Apportionment Formula

Check the applicable box on line D on page 1 of the return to indicate that the standard apportionment formula will be used to calculate the apportionment ratio on the organization’s return. The numerator of the fraction of the standard apportionment formula is the property factor plus the payroll factor plus two times the sales factor. The denominator of the fraction is four. Use the number located on the left-hand side of Schedule A, line A3e, column A, to double-weight the sales factor.

Line A1 - Property Factor

The value of tangible personal property and real property owned by the organization is its original cost. The organization normally determines the average value of its owned property by averaging the values at the beginning and ending of the tax period.

The value of tangible personal property and real property rented by the organization is eight times its net annual rental rate. The net annual rental rate is the annual rental rate paid by the organization for rented property less the aggregate annual subrental rates paid by subtenants of the organization. The organization automatically achieves averaging for rented property by the method of determining the net annual rental rate of such property.

List real property situated in and tangible personal property permanently located in this state as within Arizona only if connected with the unrelated business activity. Allocate the value of mobile property to Arizona based on the total time the property was within Arizona.

Compute the property factor on line A1c by dividing column A by column B and entering the resulting ratio in column C. Express the ratio as a decimal carried out to six places. The property factor on line A1c, column C, will never exceed 100%.

Line A2 - Payroll Factor

Enter salaries, wages, or other compensation of officers, employees, etc., as within the state if performance of the services occurs here. This rule applies regardless of where payment is made or control exercised. This rule also applies regardless of whether the performance of the services is partly or wholly in connection with the apportionable unrelated business carried on outside of Arizona.

Allocate the compensation of officers and employees who perform services partly within and partly without Arizona to this state when:

- The services performed outside of Arizona are incidental to the employee's service within Arizona; or
- The employee's base of operation is in Arizona; or
- The employee has no base of operation in any state, but the direction or control of the employee is from this state; or
- The employee has no base of operation in any state, and there is no direction or control from a state in which the employee performs some part of his services, but the employee's residence is in this state.

Compute the payroll factor on line A2c by dividing column A by column B and entering the resulting ratio in column C. Express the ratio as a decimal carried out to six places. The payroll factor on line A2c, column C, will never exceed 100%.

Line A3 - Sales Factor

Gross receipts means gross sales less returns and allowances. Gross receipts includes interest income, service charges, carrying charges, and time price differential charges incidental to such sales.

Determine sales within this state on a destination sales basis.

NEW: Line A3b is only for the multisite service providers who want to make the election under A.R.S. § 43-1147(B). Enter on line A3b, column A, the Arizona sales from services from the Schedule MSP, line B5.

For taxable years beginning from and after December 31, 2013, a multistate service provider may elect to treat sales from services as being in Arizona based on a combination of income producing activity sales and market sales prescribed under A.R.S. § 43-1147(B). Taxpayers who want to make the election should check the applicable boxes on line E on page 1 of the return and include the completed Schedule MSP with the tax return. Refer to A.R.S. § 43-1147 and Schedule MSP instructions for more information.

Other taxpayers who are not qualified for the election should use line A3c for sales from services and are not required to include the Schedule MSP with the tax return.

Complete line A3 as follows:

- Multiply the amount entered on line A3d, column A, the total Arizona sales, by two (double-weighted sales factor). Enter the result on line A3f, column A.
- Do not double the amount entered on line A3d, column B, the everywhere sales of the organization.

EXAMPLE: The organization has Arizona sales of \$100,000 and everywhere sales of \$1,000,000. On line A3f, column A, enter \$200,000 of Arizona sales. On line A3f, column B, enter \$1,000,000 of everywhere sales for the organization.

The sales factor on line A3f, column C, may, in certain circumstances, exceed 100%. However, since the total ratio (line A4, column C) is divided by four, the average ratio (line A5, column C) will not exceed 100%.

Line A5 - Average Apportionment Ratio

Divide the total ratio, line A4, column C, by four. Enter the average ratio here and on page 1, line 4. Express the ratio as a decimal carried out to six places.

NOTE: The organization must exclude a factor if both the numerator and the denominator of a factor are zero. Do not exclude a factor if the numerator of the factor is zero and the denominator of a factor is greater than zero. If the property or payroll factor is excluded, determine the average ratio (line A5, column C) by dividing the total ratio by three. If the sales factor is excluded, determine the average ratio by dividing the total ratio by two. If two of the factors are excluded, the remaining factor, without respect to any weighting, is the apportionment ratio.

Option 2 - Enhanced Apportionment Formula

Check the applicable box on line D on page 1 of the return to indicate that the enhanced apportionment formula will be used to calculate the apportionment ratio on the organization's return. The numerator of the fraction of the enhanced apportionment formula is 7.5 times the property factor plus 7.5 times the payroll factor plus 85 times the sales factor. The denominator of the fraction is 100. Use the numbers located on the right-hand side of lines A1b, A2b, and A3e, in column A, to weight the property, payroll and the sales factors respectively.

Line A1 - Property Factor

The value of tangible personal property and real property owned by the organization is its original cost. The organization normally determines the average value of its owned property by averaging the values at the beginning and ending of the tax period.

The value of tangible personal property and real property rented by the organization is eight times its net annual rental rate. The net annual rental rate is the annual rental rate paid by the organization for rented property less the aggregate annual subrental rates paid by subtenants of the organization. The organization automatically achieves averaging for rented property by the method of determining the net annual rental rate of such property.

List real property situated in and tangible personal property permanently located in this state as within Arizona only if connected with the unrelated business activity. Allocate the value of mobile property to Arizona based on the total time the property was within Arizona.

Compute the property factor numerator by multiplying the total amount of Arizona property (line A1a, column A) by 7.5. Do not multiply the property factor denominator by 7.5. Next, for line A1c, divide column A by column B and enter the resulting ratio in column C. Express the ratio as a decimal carried out to six places. The property factor on line A1c, column C, may exceed 100%.

Line A2 - Payroll Factor

Enter salaries, wages, or other compensation of officers, employees, etc., as within the state if performance of the services occurs here. This rule applies regardless of where payment is made or control exercised. This rule also applies regardless of whether the performance of the services is partly or wholly in connection with the apportionable unrelated business carried on outside of Arizona.

Allocate the compensation of officers and employees who perform services partly within and partly without Arizona to this state when:

- The services performed outside of Arizona are incidental to the employee's service within Arizona; or
- The employee's base of operation is in Arizona; or
- The employee has no base of operation in any state, but the direction or control of the employee is from this state; or
- The employee has no base of operation in any state, and there is no direction or control from a state in which the employee performs some part of his services, but the employee's residence is in this state.

Compute the payroll factor numerator by multiplying the total amount of Arizona payroll (line A2a, column A) by 7.5. Do not multiply the payroll factor denominator by 7.5. Next, for line A2c, divide column A by column B and enter the resulting ratio in column C. Express the ratio as a decimal carried out to six places. The property factor on line A2c, column C, may exceed 100%.

Line A3 - Sales Factor

Gross receipts means gross sales less returns and allowances. Gross receipts includes interest income, service charges, carrying charges, and time price differential charges incidental to such sales.

Determine sales within this state on a destination sales basis.

NEW: Line A3b is only for the multisite service providers who want to make the election under A.R.S. § 43-1147(B). Enter on line A3b, column A, the Arizona sales from services from the Schedule MSP, line B5.

For taxable years beginning from and after December 31, 2013, a multistate service provider may elect to treat sales from services as being in Arizona based on a combination of income producing activity sales and market sales prescribed under A.R.S. § 43-1147(B). Taxpayers who want to make the election should check the applicable boxes on line E on page 1 of the return and include the completed Schedule MSP with the tax return. Refer to A.R.S. § 43-1147 and Schedule MSP instructions for more information.

Other taxpayers who are not qualified for the election should use line A3c for sales from services and are not required to include the Schedule MSP with the tax return.

Complete line A3 as follows:

- Multiply the amount entered on line A3d, column A, the total Arizona sales, by 85 on line A3e, column A. Enter the result on line A3f, column A.
- Do not multiply the amount entered on line A3d, column B, the everywhere sales of the organization, by 85.

EXAMPLE: The organization has Arizona sales of \$100,000 and everywhere sales of \$1,000,000. On line A3f, column A, enter \$8,500,000 of Arizona sales. On line A3f, column B, enter \$1,000,000 of everywhere sales for the organization.

The sales factor on line A3f, column C, may, in certain circumstances, exceed 100%. However, since the total ratio (line A4, column C) is divided by 100, the average ratio (line A5, column C) will not exceed 100%.

Line A5 - Average Apportionment Ratio

Divide the total ratio, line A4, column C, by 100. Enter the average ratio here and on page 1, line 4. Express the ratio as a decimal carried out to six places.

NOTE: *The organization must exclude a factor if both the numerator and the denominator of a factor are zero. Do not exclude a factor if the numerator of the factor is zero and the denominator of a factor is greater than zero. If the property or payroll factor is excluded, determine the average ratio (line A5, column C) by dividing the total ratio by 92.5. If the sales factor is excluded, determine the average ratio by dividing the total ratio by 15. If two of the factors are excluded, the remaining factor, without respect to any weighting, is the apportionment ratio.*

Certification

An executive officer of the organization must sign the return.

Paid preparers: Sign and date the return. Complete the firm name and address lines (the paid preparer's name and address, if self-employed). Enter the paid preparer's TIN, which is the firm's EIN or the individual preparer's social security number.

2014 CORPORATE INCOME TAX HIGHLIGHTS

TAX RATE CHANGES - The corporate income tax rate is reduced as follows:

- 6.5% for taxable years beginning from and after December 31, 2013 through December 31, 2014
- 6.0% for taxable years beginning from and after December 31, 2014 through December 31, 2015
- 5.5% for taxable years beginning from and after December 31, 2015 through December 31, 2016
- 4.9% for taxable years beginning from and after December 31, 2016

VARIOUS APPORTIONMENT CHANGES – Several legislative changes became effective for tax year 2014:

1. All non-air carrier taxpayers may select an enhanced apportionment ratio where the sales factor is weighted at 85% and the property and payroll factors are each weighted at 7.5%.
2. A multistate service provider, may make a binding election to determine Arizona sales of services for purposes of the sales factor using a calculation based on 85% of the market sales and 15% of income producing activity sales in Arizona. See Schedule MSP and the related instructions for more information including a definition of “multistate service provider”.

SUBTRACTION FOR NET CAPITAL GAIN FROM INVESTMENT IN A QUALIFIED SMALL BUSINESS - For taxable years beginning from and after December 31, 2013, a subtraction from Arizona gross income is allowed for any net capital gain included in federal adjusted gross income for the taxable year derived from investment in a qualified small business as determined by the Arizona commerce authority pursuant to §41-1518. Although the subtraction is only available to individuals, estates and trusts; partnerships and S corporations may report this information on the Schedule K-1 or Schedule K-1(NR) for the partners or shareholders that are a pass-through entity.

CREDIT FOR NEW EMPLOYMENT – The credit for new employment was amended to add a provision that if a full-time employee in the qualified employment position leaves during the taxable year, the employee may be replaced with another new full-time employee in the same employment position and the new employee will be treated as being in their second or third full year of continuous employment if:

1. The total time the position was vacant from the date the employment position was originally filled to the end of the current tax year totals 90 days or less; and
2. The new employee meets all of the same requirements the original employee was required to meet.

The amendments are effective retroactively beginning from and after December 31, 2013.

NEW CREDIT FOR RENEWABLE ENERGY INVESTMENT AND PRODUCTION FOR SELF-CONSUMPTION BY MANUFACTURERS - Nonrefundable individual and corporate income tax credits for investment in new renewable energy facilities that produce energy for self-consumption using renewable energy resources if the power will be used primarily for manufacturing. Pre-approval and post-approval are required through the Arizona Department of Revenue. See Form 351 and the related instructions for more information.

THIS PAGE INTENTIONALLY LEFT BLANK

For the [] calendar year 2014 or [] fiscal year beginning [M,M,D,D] 2,0,1,4 and ending [M,M,D,D] 2,0,Y,Y.

Business Telephone Number (with area code) Name Employer Identification Number (EIN) Address - number and street or PO Box Business Activity Code (from federal Form 1120) City, Town or Post Office State ZIP Code

- 68 Check box if: [] This is a first return [] Name change [] Address change
A Is FEDERAL return filed on a consolidated basis? [] Yes [] No
B ARIZONA filing method: See instructions, page 1 (check only one):
1 [] Separate company 2 [] Combined (unitary group) 3 [] Consolidated
C If ARIZONA filing method is consolidated, enter the last day of the tax year Forms 122 were filed to make the election [M,M,D,D] Y,Y,Y,Y
D If ARIZONA filing method is combined or consolidated, see Form 51 instructions. Is Form 51 included? [] Yes [] No
E ARIZONA apportionment for multistate corporations only (check one box):
[] AIR Carrier [] STANDARD [] ENHANCED
F [] Check this box to elect to be treated as a multistate service provider, if qualified (include Schedule MSP). Indicate year of election [] Yr 1 [] Yr 2 [] Yr 3 [] Yr 4 [] Yr 5
G Is this the corporation's final ARIZONA return under this EIN? [] Yes [] No
If "Yes", check one: [] Dissolved [] Withdrawn [] Merged/Reorganized
List EIN of the successor corporation, if any []

CHECK BOX IF return filed under extension:
82 82F []
REVENUE USE ONLY. DO NOT MARK IN THIS AREA.
88
81 PM 66 RCVD

Table with 3 columns: Line number, Description, Amount. Includes lines 1-33 for taxable income, adjustments, tax liability, and payments.

SCHEDULE A Additions to Taxable Income

A1 Total federal depreciation.....	A1		00
A2 Taxes based on income paid to any state (INCLUDING ARIZONA), local governments or foreign governments	A2		00
A3 Interest on obligations of other states, foreign countries, or political subdivisions	A3		00
A4 Special deductions claimed on federal return.....	A4		00
A5 Federal net operating loss deduction claimed on federal return.....	A5		00
A6 Additions related to Arizona tax credits: Include detailed schedule.....	A6		00
A7 Other additions to federal taxable income: Include detailed schedule.....	A7		00
A8 Total: Add lines A1 through A7. Enter the total here and on page 1, line 2.....	A8		00

SCHEDULE B Subtractions From Taxable Income

B1 Recalculated Arizona depreciation: See instructions.....	B1		00
B2 Basis adjustment for property sold or otherwise disposed of during the taxable year: See instructions	B2		00
B3 Adjustment for IRC § 179 expense not allowed.....	B3		00
B4 Dividends received from 50% or more controlled domestic corporations.....	B4		00
B5 Foreign dividend gross-up	B5		00
B6 Dividends received from foreign corporation	B6		00
B7 Interest on U.S. obligations.....	B7		00
B8 Agricultural crops charitable contribution.....	B8		00
B9 Expenses related to certain federal tax credits listed on the instructions: Include detailed schedule.....	B9		00
B10 Other subtractions from federal taxable income: Include detailed schedule	B10		00
B11 Total: Add lines B1 through B10. Enter the total here and on page 1, line 4	B11		00

SCHEDULE C Nonapportionable Income and Expenses (Multistate Corporations Only)

C1 Nonbusiness dividends and interest income:			
a Total nonbusiness dividends not deducted in Schedule B.....	C1a		00
b Interest from nonbusiness sources.....	C1b		00
c Total nonbusiness dividends and interest: Add lines C1a and C1b	C1c		00
C2 Net royalties: Include detailed schedule			
a Net royalties from nonbusiness real property and tangible personal property.....	C2a		00
b Net royalties from nonbusiness patents and copyrights	C2b		00
c Total net royalties from nonbusiness assets: Add lines C2a and C2b	C2c		00
C3 Net income or (loss) from rental of nonbusiness assets: Include detailed schedule	C3		00
C4 Net capital gain or (loss) from sale or exchange of nonbusiness assets utilized for production of nonbusiness income: Include detailed schedule.....	C4		00
C5 Other income or (loss): Include detailed schedule.....	C5		00
C6 Subtotal: Add lines C1c, C2c, C3 through C5.....	C6		00
C7 Expenses attributable to income derived from a foreign corporation which is not itself subject to Arizona income tax: Include detailed schedule.....	C7		00
C8 Total: Subtract line C7 from line C6. Enter the total here and on page 1, line 7.....	C8		00

SCHEDULE D Other Income Allocated to Arizona (Multistate Corporations Only)

D1 Nonbusiness dividends and interest income:			
a Total nonbusiness dividends.....	D1a		00
b Interest from nonbusiness sources.....	D1b		00
c Total nonbusiness dividends and interest: Add lines D1a and D1b	D1c		00
D2 Net royalties from nonbusiness assets: Include detailed schedule			
a Net royalties from nonbusiness real property and tangible personal property.....	D2a		00
b Net royalties from nonbusiness patents and copyrights	D2b		00
c Total net royalties from nonbusiness assets: Add lines D2a and D2b	D2c		00
D3 Net income or (loss) from rental of nonbusiness assets: Include detailed schedule	D3		00
D4 Net capital gain or (loss) from sale or exchange of nonbusiness assets utilized for production of nonbusiness income: Include detailed schedule	D4		00
D5 Other income or (loss) directly allocable to Arizona: Include detailed schedule.....	D5		00
D6 Total: Add lines D1c, D2c, D3 through D5. Enter the total here and on page 1, line 11	D6		00

Continued on page 3 →

SCHEDULE E Apportionment Formula (Multistate Corporations Only)

IMPORTANT: Qualifying air carriers must use Arizona Schedule ACA. Qualifying multistate service providers must include Arizona Schedule MSP. See instructions, pages 14 through 16.

	COLUMN A Total Within Arizona Round to nearest dollar.	COLUMN B Total Everywhere Round to nearest dollar.	COLUMN C Ratio Within Arizona A ÷ B
E1 Property Factor			
Value of real and tangible personal property (by averaging the value of owned property at the beginning and end of the tax period; rented property at capitalized value).			
a Owned property (at original cost):			
Inventories.....			
Depreciable assets: (do not include construction in progress)....			
Land			
Other assets (describe): _____			
Less: Nonbusiness property (if included in above totals).....	(_____)	(_____)	
Total of section a			
b Rented property (capitalize at 8 times net rental paid).....			
c Total owned and rented property (section a total plus section b.)			
d Weight AZ property: (STANDARD uses × 1; ENHANCED uses × 7.5)	×1 OR ×7.5		
e Property factor (for column A, multiply line c by line d; for column B, enter amount from line c)			0.
E2 Payroll Factor			
a Total wages, salaries, commissions and other compensation paid to employees (per federal Form 1120 or payroll reports)			
b Weight AZ payroll: (STANDARD uses × 1; ENHANCED uses × 7.5) ...	×1 OR ×7.5		
c Payroll factor (for column A, multiply line a by line b; for column B, enter amount from line a)			0.
E3 Sales Factor			
a Sales delivered or shipped to Arizona purchasers			
b Sales of services for qualifying multistate service providers only (include Schedule MSP)			
c Other gross receipts			
d Total sales and other gross receipts.....			
e Weight AZ sales: (STANDARD uses × 2; ENHANCED uses × 85)	×2 OR ×85.0		
f Sales factor (for column A, multiply line d by line e; for column B, enter the amount from line d).....			0.
E4 Total Ratio: Add lines E1e, E2c, and E3f, in column C			0.
E5 Average Apportionment Ratio: Divide line E4, column C, by the denominator (STANDARD divides by four (4); ENHANCED divides by one hundred (100)). Enter the quotient in column C, and on page 1, line 9			0.

SCHEDULE F Schedule of Tax Payments (Include additional sheets if more space is needed.)

Name of Corporation	EIN	Payment Date	Payment Type	Payment Amount
		MM DD YY	<input type="checkbox"/> Estimated <input type="checkbox"/> Extension	00
		MM DD YY	<input type="checkbox"/> Estimated <input type="checkbox"/> Extension	00
		MM DD YY	<input type="checkbox"/> Estimated <input type="checkbox"/> Extension	00
		MM DD YY	<input type="checkbox"/> Estimated <input type="checkbox"/> Extension	00
		MM DD YY	<input type="checkbox"/> Estimated <input type="checkbox"/> Extension	00
		MM DD YY	<input type="checkbox"/> Estimated <input type="checkbox"/> Extension	00
TOTAL				00

Name (as shown on page 1)	EIN
---------------------------	-----

SCHEDULE G Other Information

G1 Date business began in Arizona or date income was first derived from Arizona sources: MM,DD,YYYY

G2 Address at which tax records are located for audit purposes:
 Number and Street: _____
 City: _____ State: _____ ZIP Code: _____

G3 The taxpayer designates the individual listed below as the person to contact to schedule an audit of this return and authorizes the disclosure of confidential information to this individual. (See instructions, page 16.)
 Name: _____ Phone Number: _____
 Title: _____ (Area Code)

G4 List prior taxable years for which a federal examination has been finalized:

NOTE: A.R.S. § 43-327 requires the taxpayer, within ninety days after final determination, to report these changes under separate cover to the Arizona Department of Revenue or to file amended returns reporting these changes. (See instructions, page 4.)

G5 List the taxable years for which federal examinations are now in progress and final determination of past examinations is still pending:

G6 List the taxable years for which federal waivers of the statute of limitations are in effect and dates on which waivers expire:

G7 Amount of Arizona taxable income for prior taxable year (2013 Form 120, line 15)..... \$ **00**

G8 Indicate tax accounting method: Cash Accrual Other (Specify method.) _____

Multistate taxpayers:

G9 Are the nonbusiness items reported on Schedule C, lines C1 through C5, and the apportionment factor amounts reported on Schedule E, column B, treated consistently on all state tax returns filed under the Uniform Division of Income for Tax Purposes Act?
 Yes No
 If "No", the taxpayer must disclose the nature and extent of the variance upon request by the department.

G10 Has the taxpayer changed the way income is apportioned or allocated to Arizona from prior taxable year returns?
 Yes No
 If "Yes", include explanation.

Declaration	The following declaration must be signed by one or more of the following officers: president, treasurer, or any other principal officer.		
Please Sign Here	OFFICER'S SIGNATURE _____	DATE _____	TITLE _____
Paid Preparer's Use Only	PAID PREPARER'S SIGNATURE _____	DATE _____	PAID PREPARER'S PTIN _____
	FIRM'S NAME (OR PAID PREPARER'S NAME, IF SELF-EMPLOYED) _____	FIRM'S <input type="checkbox"/> EIN OR <input type="checkbox"/> SSN _____	
	FIRM'S STREET ADDRESS _____	FIRM'S TELEPHONE NUMBER _____	
	CITY _____	STATE _____	ZIP CODE _____

Mail to: Arizona Department of Revenue, PO Box 29079, Phoenix, AZ 85038-9079

2014 Arizona Corporation Income Tax Return

Obtain additional information or assistance by calling one of the numbers listed below:

Phoenix (602) 255-3381
From area codes 520 and 928, toll-free (800) 352-4090

Obtain tax rulings, tax procedures, tax forms and instructions, and other tax information by accessing the department's website at www.azdor.gov.

General Instructions

Which Corporations Must File a Return?

Every corporation subject to the Arizona Income Tax Act of 1978 must file an Arizona corporate income tax return. This includes an Internal Revenue Code (IRC) § 528 homeowners' association that files either federal Form 1120-H or Form 1120. However, certain homeowners' associations that are federally exempt are also exempt for Arizona income tax purposes, and may file Arizona Form 99. Examples are social welfare organizations exempt under IRC § 501(c)(4) and clubs organized for pleasure or recreation exempt under IRC § 501(c)(7).

Which Form To Use

Use Form 120 if the corporation: (1) has income from business activity that is taxable in more than one state (a "multistate corporation"); (2) is a partner in a multistate partnership and/or a partnership that conducts no business in Arizona; (3) is a member of a unitary group of corporations that files an Arizona return on a combined basis; or (4) is a member of an affiliated group of corporations that elects to file an Arizona consolidated return.

The only type of corporation that may use Form 120A is one that files its return on a separate company (separate entity) basis and has income from business activity that is taxable entirely within Arizona (a "wholly Arizona corporation").

Entity Classification Under the Federal "Check-the-Box Rules"

The federal tax classification of an entity under the federal "check-the-box rules" determines the entity's classification for Arizona tax purposes.

Limited Liability Companies

Only a limited liability company that makes a valid federal election to be taxed as a corporation must file Form 120. A single member limited liability company that is disregarded as an entity is treated as a branch or division of the owner, and is included in the tax return of its owner. Refer to Arizona Corporate Tax Ruling CTR 97-2 for further information.

Electing Small Business Corporations

Corporations taxed as S corporations under Subchapter S of the Internal Revenue Code must file Form 120S.

Taxable Year Covered by Return

Indicate whether the taxable year is a calendar year or a fiscal year; if a fiscal year, indicate the taxable year on the top of page 1 of the return.

COMBINED RETURNS: A unitary group of corporations filing a combined return must determine income using the same accounting period.

Filing Original Returns

Returns are due by the 15th day of the fourth month following the close of the taxable year. If the taxpayer has a valid federal or Arizona extension, file the return by the extended due date. If the taxpayer files under extension, the taxpayer must check the extension box (82F) on page 1 of the return. Send the return to the Arizona Department of Revenue, PO Box 29079, Phoenix, AZ 85038-9079. One or more officers (president, treasurer, or any other principal officer) must sign the return. **The department requests that taxpayers include a copy of the completed federal corporate income tax return with the Arizona return. To save paper, the detail of Schedule M-3 can be omitted. Instead, substitute a statement that the detail schedules are available upon request. Please include the consolidated Schedule M-3. A similar statement may be substituted for Form 5471.** Arizona Revised Statutes (A.R.S.) § 42-1112 prescribes the schedules required to be included.

The department generally determines the timeliness of a return by the postmark or other official mark of the U.S. Postal Service stamped on the envelope in which the return is mailed. Refer to Arizona General Tax Ruling GTR 93-1 for further information. The department will also accept proof of mailing from a private delivery service included in the Internal Revenue Service (IRS) list of designated private delivery services. Contact the private delivery service for information regarding how to obtain written proof of mailing.

Rounding Dollar Amounts

Taxpayers must round amounts to the nearest whole dollar. If 50 cents or more, round up to the next dollar. If less than 50 cents, round down.

Arizona Filing Methods

There are three filing methods for corporate income tax returns filed to Arizona: (1) separate company (separate entity); (2) combined; and (3) consolidated.

1. Separate Company

A corporation files on a separate company basis if: (1) it is not part of a group of corporations comprising a unitary business; or (2) it is not a member of an affiliated group that elects to file a consolidated return.

2. Combined Return

A corporation files on a combined basis when it is part of a unitary group of corporations, unless the affiliated group elects to file a consolidated return pursuant to A.R.S. § 43-947.

A unitary business comprises those parts and components whose functions are integrated and interdependent at the basic operational level. The entities comprising the unitary business must be owned or controlled directly or indirectly by the same interests that collectively own more than 50% of the voting stock. Refer to Arizona Administrative Code rule (A.A.C.) R15-2D-401 for additional requirements. Refer to Arizona Corporate Tax Ruling CTR 00-2 for additional information regarding whether a bond of direct or indirect ownership or control exists.

IRC § 351 reorganizations Activities conducted as part of a unitary business do not become a separate and unrelated business simply because those activities are subsequently conducted by a different affiliated corporate entity. An affiliated corporation resulting from an IRC § 351 reorganization is required to file a combined return as part of the unitary group if its activities are conducted as a part of the unitary business. See Arizona Corporate Tax Ruling CTR 01-1.

A unitary group of corporations required to file a combined return must complete Section I of Form 51 for the first taxable year the group files a combined return. Form 51 is the *Combined or Consolidated Return Affiliation Schedule*. In succeeding taxable years, complete Sections II (Additions) and III (Deletions) of Form 51 to report changes in the unitary group. Include the completed Form(s) 51 immediately following page 4 of Form 120. Indicate that Form 51 is included by checking the appropriate box on line D on page 1 of Form 120.

Foreign corporation; water's edge limitation Do not allocate or apportion the income and expenses of a foreign corporation to Arizona if the foreign corporation is not itself subject to the Arizona corporate income tax. This provision does not apply if a foreign corporation is a member of an affiliated group that elects to file an Arizona consolidated tax return.

"Domestic corporation" means a corporation created or organized in the United States or under the laws of the United States, any of its states, or the District of Columbia.

"Foreign corporation" means:

- A corporation which is not a domestic corporation.
- A domestic corporation with less than 20% of its property, payroll, and sales in the United States. The percentage applies for the three year period immediately preceding the close of the taxable year, or for such part of that period as the corporation has been in existence. The factors are equally weighted when making this determination.
- A domestic corporation that derived 80% or more of its federal gross income from sources in Puerto Rico or any other possession of the United States except the Virgin Islands. The corporation must also have derived 65% or more of its federal gross income from the active conduct of a trade or business in Puerto Rico or any other U.S. possession except the Virgin Islands. This determination is made for the three year period immediately preceding the close of the taxable year, or for such part of that period as the corporation has been in existence.

Arizona Corporate Tax Procedure CTP 02-1 illustrates sample calculations to determine whether a domestic corporation is considered a foreign (80/20) corporation for Arizona tax purposes.

3. Consolidated Returns

The common parent of an affiliated group of corporations that files a federal consolidated return may elect to file an Arizona consolidated return. The consolidated return includes all members of the affiliated group filing a federal

consolidated return, regardless of whether each member is subject to Arizona income tax. The election made by the common parent is effective only if accompanied by written consents to the election signed by each of the members of the affiliated group. Form 122 is the written consent form. A current officer of each subsidiary in the affiliated group must sign the consent form. Include the completed Form(s) 122 with the tax return for the first taxable year the affiliated group files a consolidated return. The common parent must make the election on or before the due date, including extensions, for filing the original return. The election is binding on the group for succeeding taxable years unless the department consents to a change of filing method. The election made by the Arizona affiliated group to file an Arizona consolidated return is binding on new members that become part of the federal affiliated group in subsequent tax periods. All members of an Arizona affiliated group are jointly and severally liable for the taxes, interest, and penalties of the Arizona affiliated group under Title 42 and Title 43 of the Arizona Revised Statutes. Arizona Corporate Tax Rulings CTR 94-11, CTR 94-12, CTR 12-1 and CTR 12-2 address consolidated tax returns.

An affiliated group that elects to file a consolidated return must complete Section I of Form 51 for the first taxable year the Arizona affiliated group files a consolidated return. Form 51 is the *Combined or Consolidated Return Affiliation Schedule*. In succeeding taxable years, complete Sections II (Additions) and III (Deletions) of Form 51 to report changes in the Arizona affiliated group. Include the completed Form(s) 51 immediately following page 4 of Form 120. Indicate that Form 51 is included by checking the appropriate box on line D on page 1 of Form 120.

The Arizona gross income of an Arizona affiliated group is the consolidated federal taxable income of the affiliated group. A multistate Arizona affiliated group is a single taxpayer, and must allocate and apportion its income to Arizona using a single apportionment formula.

Arizona Apportionment Methods

There are three apportionment methods for multistate corporate income tax returns filed to Arizona: (1) air carrier apportionment; (2) standard apportionment; and (3) enhanced apportionment.

Air carriers are required to use revenue miles. All other taxpayers may select either the standard or the enhanced apportionment method.

1. Air Carrier Apportionment

An air carrier is required to use revenue miles to calculate its apportionment ratio. Check the box on line E on page 1, fill out Schedule ACA, and include it with your return. Do not complete Schedule E.

2. Standard Apportionment Formula

All non-air carrier taxpayers are allowed to continue to use Arizona's standard apportionment formula, which double-weights the sales factor. Check the box on line E on page 1 and complete Schedule E using the number on the left-hand side of line E3e, column A, to double-weight the sales factor. Divide the total ratio by four.

NEW: For taxable years beginning from and after December 31, 2013, a multistate service provider may elect to treat sales from services as being in Arizona based on a combination of income producing activity sales and market sales prescribed under A.R.S. § 43-1147(B). Taxpayers who want to make the election should check the applicable boxes on line F on page 1 of the return and include Schedule MSP with the return. See the specific instructions for the apportionment formula on page 15 of these instructions. Also refer to A.R.S. § 43-1147 and Schedule MSP instructions for more information.

3. Enhanced Apportionment Formula

All non-air carrier taxpayers may use Arizona's enhanced apportionment formula, which is determined by adding 7.5 times the property factor plus 7.5 times the payroll factor plus 85 times the sales factor and dividing the total by 100. Check the box on line E on page 1 and complete Schedule E using the numbers on the right-hand side of line E1d, E2b and E3e, column A, to weight each of the three apportionment factors respectively.

NEW: For taxable years beginning from and after December 31, 2013, a multistate service provider may elect to treat sales from services as being in Arizona based on a combination of income producing activity sales and market sales prescribed under A.R.S. § 43-1147(B). Taxpayers who want to make the election should check the applicable boxes on line F on page 1 of the return and include Schedule MSP with the return. See the specific instructions for the apportionment formula on page 15 of these instructions. Also refer to A.R.S. § 43-1147 and Schedule MSP instructions for more information.

Treatment of Installment Obligations When Corporation Activities Cease

If a corporation elects to report income from the sale or other disposition of property on the installment method and some of that income remains unreported on the year the corporation ceases to be subject to Arizona corporation income tax, the corporation must report the unreported income in the last year in which the corporation is subject to the tax. This provision does not apply if a reorganization transfers the installment obligation to another taxpayer subject to Arizona tax as the transferee. The transferee may not use its capital losses to offset income from the installment obligation transferred from a corporation no longer subject to the tax.

Payment of Tax

The entire amount of tax is due by the original due date of the return. Payments can be made via check, electronic check, money order, or credit card. Visit www.AZTaxes.gov to register and make payments via the internet.

Estimated Tax Payments

Corporations that expect an Arizona income tax liability for the taxable year of \$1,000 or more must make Arizona estimated tax payments. Use Form 120ES, *Corporation Estimated Tax Payment*, when making a payment by check or money order. A corporation that fails to make the required estimated tax payments is subject to a penalty on any estimated tax payment which is late or underpaid. For

exceptions, see the instructions for Form 220, *Underpayment of Estimated Tax by Corporations*.

The Arizona required annual payment of corporate estimated tax is the smaller of:

- Ninety percent of the taxpayer's Arizona tax liability (reduced by refundable tax credits and the claim of right adjustment, if applicable) for the current taxable year; or
- One hundred percent of the taxpayer's Arizona tax liability (reduced by refundable tax credits and claim of right adjustment, if applicable) for the prior taxable year, if the taxpayer's prior year return was for a period of twelve months, and showed at least some amount of tax liability.

Use 2015 Form 120W, *Estimated Tax Worksheet for Corporations*, to compute the required installments.

ESTIMATED TAX PAYMENTS BY ELECTRONIC FUNDS TRANSFER

Taxpayers whose Arizona corporate income tax liability for the preceding taxable year was \$20,000 or more must make Arizona corporate estimated tax payments via electronic funds transfer ("EFT"). Taxpayers whose preceding taxable year's Arizona corporate income tax liability was less than \$20,000 may elect voluntary participation in the EFT program. If the taxpayer makes its estimated tax payments by EFT, the taxpayer should not submit Form 120ES to the department. Taxpayers required to make estimated tax payments via EFT must complete the department's electronic funds transfer authorization agreement at least 30 days prior to initiation of the first applicable transaction.

Refer to A.R.S. § 42-1129 and the related rules (A.A.C. R15-10-301 through R15-10-307) for detailed information.

NOTE: Taxpayers required to make corporate estimated payments via EFT that fail to do so are subject to a penalty of 5% of the amount of the payment not made by EFT. See A.R.S. § 42-1125(O).

ESTIMATED TAX PAYMENTS VIA THE INTERNET

Taxpayers must be licensed by the department before they can register to pay taxes online. Go to www.AZTaxes.gov to register and make estimated tax payments over the Internet. If a taxpayer makes its estimated tax payments via the Internet, the taxpayer should not submit Form 120ES to the department.

Electronic payment from checking or savings account

Estimated tax payments can be made electronically from a checking or savings account. Go to www.AZTaxes.gov and choose the e-check option. There is no fee to use this method. This payment method will debit the amount from the specified checking or savings account on the date specified. If an electronic payment is made from a checking or savings account, a confirmation number will be generated. Please keep this confirmation number as proof of payment.

Credit card payment

Estimated tax payments can be made via American Express, Discover, MasterCard or VISA credit cards. Go to www.AZTaxes.gov and choose the credit card option. This will take you to the website of the credit card payment service provider. The service provider will charge a

convenience fee based on the amount of the tax payment. The service provider will disclose the amount of the convenience fee during the transaction and the option to continue or cancel the transaction will be presented. If you accept the convenience fee and complete the credit card transaction, a confirmation number will be generated. Please keep this confirmation number as proof of payment.

Extension of Time to File a Return

File a completed Form 120EXT by the original due date of the return in order to make a request for an extension of time to file an Arizona corporate income tax return, or use a valid federal extension. If the taxpayer files under extension, do not include a copy of the extension with the return, but be sure to check the extension box (82F) on page 1 of the return. Form 120EXT must be used to transmit extension payments via check or money order, whether the taxpayer uses a valid federal extension or requests an Arizona extension. Taxpayers that make extension payments over the internet need not file Form 120EXT, unless an Arizona extension is being requested. Although six months is the maximum extension of time to file that the department itself may grant, the department accepts a valid federal extension for the same period of time covered by the federal extension.

The taxpayer must pay 90% of the tax liability (including the \$50 minimum tax) by the original due date of the return. The department imposes the extension underpayment penalty on any late or underpaid extension payments.

Either the Arizona or federal extension provide an extension of time to file, but do not provide an extension of time to pay.

Penalties and Interest

A. Late Filing Penalty. A return filed after the original due date is subject to the late filing penalty unless the taxpayer has a valid federal or Arizona extension. A return filed after its extended due date is also subject to the late filing penalty. The late filing penalty is 4.5% (.045) of the amount of tax required to be shown on the return. "Amount of tax required to be shown on the return" is the amount of tax imposed less the amount of any part of the tax paid on or before the beginning of the month and the amount of any credit against the tax which may be claimed on the return. The penalty period is each month or fraction of a month between the due date of the return and the date the taxpayer filed the return. The maximum penalty is 25% of the tax found to be remaining due.

B. Extension Underpayment Penalty. The taxpayer must pay 90% of the tax liability disclosed by the taxpayer's return on or before the original due date of the return. The department imposes the extension underpayment penalty on any late or underpaid extension payments. The extension underpayment penalty is 0.5% (.005) of the tax not paid. The penalty period is each 30 day period or fraction thereof between the original due date of the return and the date the taxpayer paid the tax. The maximum penalty is 25% of the unpaid tax. Taxpayers subject to the extension underpayment penalty are not subject to the late payment penalty prescribed under A.R.S. § 42-1125(D).

C. Late Payment Penalty. The department imposes the late payment penalty on any amount shown as tax on a return that

is not paid by the date prescribed for its payment. "Amount of tax shown on the return" is the amount of tax imposed shown on the return less the amount of any part of the tax paid on or before the beginning of the month and the amount of any credit against the tax which may be claimed on the return. The late payment penalty is 0.5% (.005) of the unpaid tax for each month or fraction of a month that the tax remains unpaid, not to exceed 10% of the unpaid tax.

NOTE: *If more than one of the penalties described in A, B, or C apply, the maximum combined penalty is 25%.*

Refer to Arizona Corporate Income Tax Ruling CTR 09-1 regarding the application of penalties to returns filed under extension.

D. Interest. The department assesses interest on any portion of the tax, whether determined by the department or the taxpayer, not paid by the date prescribed for its payment. The department compounds interest annually and applies it in the same manner and at the same time as prescribed by IRC § 6621, except that the Arizona rate of interest for both underpayments and overpayments *for all taxpayers* is the federal underpayment rate under IRC § 6621(a)(2). On January 1 of each year, any interest outstanding as of that date is added to the principal amount of the tax. It is then a part of the principal amount of the tax and accrues interest until paid.

E. Underpayment of Estimated Tax Penalty. The department imposes the A.R.S. § 43-582 underpayment of estimated tax penalty on any late payment or underpayment of a required installment of estimated tax. Refer to Form 220 for further details.

Furnishing Data

The department requests that taxpayers include a copy of the completed federal return and all its schedules and attachments with the Arizona return. To save paper, the detail of Schedule M-3 can be omitted. Instead, substitute a statement that the detail schedules are available upon request. Please include the consolidated Schedule M-3. A similar statement may be substituted for Form 5471. A.R.S. § 42-1112 prescribes the schedules required to be included.

Do not send in a blank Arizona return with a copy of the federal return. Taxpayers must furnish complete data. Answer all questions on the return. Complete all applicable schedules and include all appropriate supplementary schedules.

Filing Amended Returns

Any taxpayer who files an amended return with the IRS must file an Arizona amended return on Form 120X within 90 days of final determination of the federal amended return by the IRS.

The taxpayer must report changes or corrections of the taxpayer's taxable income by the IRS or as the result of renegotiation of a contract or subcontract with the United States to the department. The taxpayer must, within 90 days after the final determination of the change or correction, either:

- File a copy of the final determination with the department, concede the accuracy of the determination or state any errors, and request the department to recompute the tax owed to Arizona; or
- File an amended return as required by the department.

The taxpayer must provide sufficient information for the department to recompute the taxpayer's Arizona taxable income based on the Revenue Agent Report changes. The department may require the taxpayer to file an amended return if the department does not have this information.

Do not file an amended return until the original return has been processed.

Records

Every corporation should maintain books and records substantiating information reported on the return and keep these documents for inspection. See Arizona General Tax Ruling GTR 96-1 for more information about record retention requirements.

Use of Federal Figures

CALCULATION OF ARIZONA TAXABLE INCOME: each corporation must compute its federal taxable income and make the adjustments required by Arizona law. (Refer to Article 3, Chapter 11, Title 43, of the Arizona Revised Statutes.)

IRC § 7519 Required Payments

Taxpayers cannot deduct the federal required payments on their Arizona tax returns as an ordinary and necessary business expense or otherwise.

Specific Instructions

Type or print the required information in the name, address, and information boxes on the top of page 1. If the taxpayer has a foreign address, enter the information in the following order: city, province or state, and country. Follow the country's practice for entering the postal code. **Do not abbreviate the country's name.** Consolidated return filers, enter the common parent corporation's name, address, and employer identification number. The name for a consolidated return should include the phrase "and affiliates." If this is a combined return, enter the name, address, and employer identification number of the corporation under which the group is filing. The name for a combined return should include the phrase "and unitary affiliates."

Indicate whether the taxable year is a calendar year or a fiscal year; if a fiscal year, indicate the taxable year on the top of the return.

All returns, statements, and other documents filed with the department require the corporation's employer identification number (taxpayer identification number or TIN). Taxpayers and their paid preparers that fail to include their TIN may be subject to a penalty. Paid tax return preparers must include their TIN where requested. The TIN for a paid tax return preparer is the individual's social security number or the employer identification number of their business.

Arizona Taxable Income Computation

Line 1 - Taxable Income per Federal Return

Enter taxable income as reported on the federal income tax return filed with the IRS.

Line 2 - Additions to Taxable Income

Enter total adjustments from page 2, Schedule A, line A8. See instructions for Schedule A.

Line 4 - Subtractions from Taxable Income

Enter total adjustments from page 2, Schedule B, line B11. See instructions for Schedule B.

Line 5 - Adjusted Income

Subtract line 4 from line 3 and enter the difference.

Wholly Arizona corporations, skip lines 6 through 12.

Lines 6 through 12 - Apportionment Computation

These lines apply to multistate corporations only. Complete lines 6 through 12 as instructed on the form. Wholly Arizona corporations should skip these lines and go directly to line 13.

A multistate taxpayer must allocate and apportion its net income according to the Uniform Division of Income for Tax Purposes Act (UDITPA), A.R.S. §§ 43-1131 through 43-1150. Refer to the instructions for Schedules ACA, C, D, and E for more detailed information. Compute the apportionment ratio itself on Schedule E (for non-air carrier taxpayers) or ACA (for air carrier taxpayers), and enter the average apportionment ratio on line 9. Carry out the decimal on line 9 to six places.

Line 14 - Arizona Basis Net Operating Loss Carryover

If the corporation incurred losses in prior taxable years, the corporation can apply these losses against current Arizona income. A net operating loss carryforward applies to the next five succeeding taxable years for net operating losses arising in taxable periods through December 31, 2011, subject to certain adjustments and rules. The amount entered on line 14 cannot exceed the amount on line 13. Include a separate computation schedule.

NOTE: For net operating losses that arise in taxable years beginning from and after December 31, 2011, the carryforward period is 20 succeeding taxable years. Be sure to maintain records long enough to substantiate the subtraction in the tax year taken.

Information about the Arizona net operating loss carryforward calculation can be found in A.R.S. § 43-1123, A.A.C. R15-2D-302, and Arizona Corporate Tax Rulings CTR 91-2, CTR 94-11 and CTR 99-3.

Arizona Tax Liability Computation

Line 16 - Arizona Tax

Multiply the Arizona taxable income (page 1, line 15) by 6.5%. If the result is less than \$50, enter the minimum tax of \$50. Every corporation required to file a return shall pay a \$50 minimum tax in accordance with A.R.S. § 43-1111.

A taxpayer filing a combined or consolidated return is considered a single taxpayer, subject to one minimum tax.

Line 17 - Tax from Recapture of Tax Credits

Enter the amount of tax due from recapture of the credits from Arizona Form 300, Part 2, line 31.

Line 18 - Subtotal

Add lines 16 and 17. This is the amount of tax to which the total amount of tax credits claimed by the taxpayer may be applied.

Line 19 - Nonrefundable Tax Credits

Enter the allowable nonrefundable tax credit amount from Arizona Form 300, Part 2, line 56. This amount cannot be larger than the amount on Form 120, line 18.

- **Enterprise Zone Credit.** The enterprise zone credit has been repealed. The repeal did not affect carryforwards of properly established credits. Complete Form 304 to claim carryforwards established in prior years.
- **Environmental Technology Facility Credit.** This tax credit is for costs incurred in constructing a qualified environmental technology manufacturing, producing, or processing facility as described in A.R.S. § 41-1514.02. Complete Form 305 to claim this tax credit.
- **Military Reuse Zone Credit.** This tax credit is for net increases in employment of full-time employees working in a military reuse zone established under Arizona law. Complete Form 306 to claim this tax credit.
- **Credit for Increased Research Activities.** This tax credit is for taxpayers who incur qualified research expenses for research conducted in Arizona. The credit applies to taxable years beginning from and after December 31, 2000. A portion of the excess credit claimed for taxable years beginning from and after December 31, 2009, may be refundable with approval from the Arizona Commerce Authority. Be sure to include only the nonrefundable portion on line 19. Complete Form 308 to claim this tax credit.
- **Pollution Control Credit.** This tax credit is for expenses incurred during the taxable year to purchase real or personal property used in the taxpayer's trade or business in Arizona to control or prevent pollution. Complete Form 315 to claim this tax credit.
- **Credit for Taxes Paid for Coal Consumed in Generating Electrical Power.** This tax credit is for a percentage of the amount paid by the seller or purchaser as transaction privilege tax or use tax for coal sold to the taxpayer that is consumed in the generation of electrical power in Arizona. "Amount paid by the seller or purchaser as transaction privilege tax or use tax" means that the taxpayer paid the Arizona use tax to the department, the seller passed the Arizona transaction privilege tax through to the taxpayer as an added charge, or the seller collected the Arizona use tax from the taxpayer. Complete Form 318 to claim this tax credit.
- **Credit for Solar Hot Water Heater Plumbing Stub Outs and Electric Vehicle Recharge Outlets.** This tax credit is for the installation of solar hot water heater plumbing stub outs and electric vehicle recharge outlets in houses or dwelling units constructed by the taxpayer. The houses or dwelling units must be located in Arizona. Complete Form 319 to claim this tax credit.
- **Credit for Employment of TANF Recipients.** This tax credit is for net increases in qualified employment for recipients of temporary assistance for needy families (TANF) who are residents of Arizona. Complete Form 320 to claim this tax credit.
- **Agricultural Pollution Control Equipment Credit.** This tax credit is for expenses incurred during the taxable year to purchase tangible personal property that is primarily used in the taxpayer's business in Arizona to control or prevent agricultural pollution. Complete Form 325 to claim this tax credit.
- **Credit for Donation of School Site.** This tax credit is for the donation of real property and improvements to an Arizona school district or Arizona charter school for use as a school or as a site for the construction of a school. Complete Form 331 to claim this tax credit.
- **Credits for Healthy Forest Enterprises.** These tax credits are for net increases in qualified employment positions in a healthy forest enterprise and net training and certifying costs. Use Form 332 to claim these tax credits.
- **Credit for Employing National Guard Members.** This tax credit is for an employer who has an employee that is a member of the Arizona National Guard and the employee was placed on active duty. Use Form 333 to claim this tax credit.
- **Motion Picture Credits.** Motion picture production companies that produced motion pictures, commercials, music videos, or television series completely or partially in Arizona may claim a transferable income tax credit for production costs. To qualify, productions must have been preapproved by the Arizona Commerce Authority by December 31, 2010. Use Form 334 to claim this tax credit.
- **Credit for Corporate Contributions to School Tuition Organizations.** This tax credit is for corporations who make contributions to school tuition organizations that provide scholarships and tuition grants to children attending qualified nongovernmental schools. Use Form 335 to claim this tax credit.
- **Credit for Solar Energy Devices - Commercial and Industrial Applications.** This tax credit is available to taxpayers that install solar energy devices for commercial, industrial, or any other nonresidential purpose in the taxpayer's trade or business located in Arizona. The taxpayer or an exempt organization may transfer the credit to a third party that either financed, installed, or manufactured the qualifying solar energy device. Use Form 336 to figure this tax credit.
- **Credit for Water Conservation System Plumbing Stub Outs.** The credit for water conservation system plumbing stub outs has expired. This credit may not be claimed for taxable years ending after December 31, 2011. However, any credit carryover established in calendar year 2011 and prior will be allowed for not more than five consecutive taxable years. Use Form 337 to figure any allowable credit carryover.
- **Credit for Corporate Contributions to School Tuition Organizations for Displaced Students or Students With Disabilities.** This tax credit is for corporations who make contributions to school tuition organizations that provide scholarships and tuition grants to qualifying children attending qualified nongovernmental schools. Use Form 341 to claim this tax credit.
- **Renewable Energy Production Tax Credit.** This tax credit is for taxpayers that produce electricity using qualified energy resources. Approval by the Arizona Department of Revenue is required prior to claiming this tax credit. Use Form 343 to claim this tax credit.
- **Solar Liquid Fuel Credit.** This tax credit is for taxpayers that increase research activities related to solar liquid fuel. Additional credits will become

available in 2016 for production and delivery system costs. Use Form 344 to claim this tax credit.

- **Credit for New Employment.** This tax credit is for taxpayers that have net increases in employment. The credit limit is administered by the Arizona Commerce Authority. Use Form 345 to claim this tax credit.
- **Additional Credit for Increased Research Activities for Basic Research Payments.** This tax credit is for taxpayers that make qualified basic research payments for research conducted in Arizona. Approval by the Arizona Department of Revenue is required prior to claiming this tax credit. Use Form 346 to claim this tax credit.
- **Credit for Qualified Health Insurance Plans.** This tax credit is for employers that provide qualified health insurance plans or contribute to health savings accounts for its employees who are Arizona residents. Use Form 347 to claim this tax credit.
- **Credit for Renewable Energy Investment and Production for Self-Consumption by Manufacturers.** This tax credit is for investment in new renewable energy facilities that produce energy for self-consumption using renewable energy resources if the power will be used primarily for manufacturing. Use Form 351 to claim this tax credit.

Complete the appropriate credit form for each tax credit. Include the completed credit form and Form 300 with the tax return.

Line 20 - Credit Type

Indicate which nonrefundable tax credits were claimed on line 19 by entering the applicable form number(s) in the space provided.

Nonrefundable Income Tax Credit	Form
Enterprise Zone Credit	304
Environmental Technology Facility Credit	305
Military Reuse Zone Credit	306
Credit for Increased Research Activities	308
Pollution Control Credit	315
Credit for Taxes Paid for Coal Consumed in Generating Electrical Power	318
Credit for Solar Hot Water Heater Plumbing Stub Outs and Electric Vehicle Recharge Outlets	319
Credit for Employment of TANF Recipients	320
Agricultural Pollution Control Equipment Credit	325
Credit for Donation of School Site	331
Credits for Healthy Forest Enterprises	332
Credit for Employing National Guard Members	333
Motion Picture Credits	334
Credit for Corporate Contributions to School Tuition Organizations	335
Credit for Solar Energy Devices - Commercial and Industrial Applications	336
Credit for Water Conservation System Plumbing Stub Outs	337
Credit for Corporate Contributions to School Tuition Organizations for Displaced Students or Students With Disabilities	341
Renewable Energy Production Tax Credit	343
Solar Liquid Fuel Credit	344
Credit for New Employment	345
Additional Credit for Increased Research Activities for Basic Research Payments	346
Credit for Qualified Health Insurance Plans	347
Credit for Renewable Energy Investment and Production for Self-Consumption by Manufacturers	351

Line 21 - Tax Liability

Subtract line 19 from line 18. Line 21 cannot be a negative amount.

Tax Payments

Line 22 - Refundable Tax Credits

Check the box(es) marked 308, 342 and/or 349 to indicate which of these tax credits the taxpayer is claiming. Enter the amount of the credit claimed on line 22.

Credit for Increased Research Activities. A portion of this tax credit is refundable for qualified taxpayers. The refund is limited to 75% of the excess credit, which is the current year's credit less the current year's tax liability, not to exceed the amount approved by the Arizona Commerce Authority. Include a copy of your "Certificate of Qualification" from the Arizona Commerce Authority, Form 300, and Form 308 with your return. Enter the amount from Form 308, Part 6, line 46.

Credit for Renewable Energy Industry. This tax credit is for expanding or locating qualified renewable energy operations in Arizona and is refundable in five equal installments. Pre-approval and post-approval are required through the Arizona Commerce Authority. Include a copy of your "Certification of Qualification" from the Arizona Commerce Authority and Form 342 with your tax return to claim this credit. Enter the amount from Form 342, Part 6, line 18.

Credit for Qualified Facilities. This tax credit is for expanding or locating a qualified facility in Arizona and is refundable in five equal installments. Pre-approval and post-approval are required through the Arizona Commerce Authority. Include a copy of your "Certification of Qualification" from the Arizona Commerce Authority and Form 349 with your tax return to claim this credit. Enter the amount from Form 349, Part 6, line 18.

If you are claiming more than one of the refundable tax credits, check the appropriate boxes and add the amounts from the credit forms together and enter the total on line 22, or use the worksheet below to figure the amount to enter on line 22.

Refundable Credit Worksheet	
1. Enter the refundable credit from Form 308, Part 6, line 46.	
2. Enter the apportioned credit from Form 342, Part 6, line 18.	
3. Enter the apportioned credit from Form 349, Part 6, line 18.	
4. Add the amounts on lines 1, 2, and 3. Enter the total here and on Form 120, line 22.	

Lines 23 and 24 - Extension and Estimated Payments

Complete Schedule F, *Schedule of Tax Payments*. Enter totals on page 1, lines 23 and 24. See instructions for Schedule F.

Line 25 - Total Payments

Add lines 22, 23 and 24. Enter the total.

NOTE FOR CLAIM OF RIGHT RESTORATION: *If the tax for the taxable year 2014 was computed under the provisions for a claim of right restoration, line 25 also includes the credit for the tax reduction for prior taxable year(s). Refer*

to Arizona Corporate Tax Procedure CTP 95-3 for further information. Write "A.R.S. § 43-1130.01" and the total amount of the tax reduction for prior taxable year(s) in the space to the left of the total payment amount entered on line 25. The amount entered on line 25 is the total of lines 22, 23 and 24 and the tax reduction for prior taxable year(s). Include a schedule computing the tax reduction for the prior taxable year(s).

Computation of Total Due or Overpayment

Line 26 - Balance of Tax Due

If the amount on line 21 is **larger** than the amount on line 25, there is a balance of tax due. Subtract line 25 from line 21 and enter the difference. Skip line 27.

Line 27 - Overpayment of Tax

If the amount on line 25 is **larger** than the amount on line 21, there is an overpayment of tax. Subtract line 21 from line 25 and enter the difference.

Line 28 - Penalty and Interest

Calculate any penalty and interest due as a result of late filing, late payment of tax, or extension underpayment of tax. Calculate interest on the amount shown on line 26 at the prevailing rate. The interest period is from the original due date of the return to the payment date. See the "Penalties and Interest" section on page 4 of these instructions. Do not include or enter the amount from Form 220.

Line 29 - Estimated Tax Underpayment Penalty

The taxpayer must complete Form 220, *Underpayment of Estimated Tax by Corporations*, if it made its estimated tax payments based on either the annualized income installment or adjusted seasonal installment methods, or if it is a large corporation that computed its first required installment based on the taxpayer's tax liability for the prior taxable year. This is required even if no penalty is due.

Enter the total penalty from Form 220, Part C, line 37. Include the completed Form 220 with the return **and** check box **29A**.

The taxpayer does not have to complete Form 220 if the taxpayer made its estimated tax payments in four equal installments based on an amount equal to either 90% of the current taxable year's tax liability or 100% of the prior year's tax liability. "Tax liability" here means the liability reduced by any refundable tax credits and the claim of right adjustment, if applicable.

The department will compute the estimated tax underpayment penalty based on either of these methods and notify the taxpayer of any amount due. If the taxpayer elects to have the department compute the penalty, do not check box **29A** or enter an amount on line 29.

Line 30 - Total Due

If the taxpayer had a balance of tax due on line 26, add lines 26, 28, and 29, and enter the total on line 30. This is the total amount due. Payments can be made via check, electronic check, money order, or credit card.

Check or Money Order

Make checks payable to Arizona Department of Revenue. Include the taxpayer's EIN on the front of the check or money order. Include the check or money order with the return.

Internet Payments

Corporate taxpayers must be licensed by the department before they can register to pay taxes online. Go to www.AZTaxes.gov to register and make payments over the internet.

Electronic payment from checking or savings account

Payments can be made electronically from a checking or savings account. Go to www.AZTaxes.gov and choose the e-check option. There is no fee to use this method. This payment method will debit the amount from the specified checking or savings account on the date specified. If an electronic payment is made from a checking or savings account, a confirmation number will be generated. Please keep this confirmation number as proof of payment.

Credit card payment

Payments can be made via American Express, Discover, MasterCard or VISA credit cards. Go to www.AZTaxes.gov and choose the credit card option. This will take you to the website of the credit card payment service provider. The service provider will charge a convenience fee based on the amount of the tax payment. The service provider will disclose the amount of the convenience fee during the transaction and the option to continue or cancel the transaction will be presented. If you accept the convenience fee and complete the credit card transaction, a confirmation number will be generated. Please keep this confirmation number as proof of payment.

Line 31 - Overpayment

If the taxpayer had an overpayment of tax on line 27, subtract the total of lines 28 and 29 from line 27. Enter a positive difference on line 31. This is the total overpayment. If the difference is negative, enter the difference as a positive number on line 30.

Line 32 - Overpayment Applied to Estimated Tax

The taxpayer may apply part or all of an overpayment reported on line 31 as a 2015 estimated tax payment. Enter the applicable amount on line 32.

Line 33 - Refund

Subtract line 32 from line 31 and enter the difference. This is the net refund amount.

Schedule A - Additions to Taxable Income

On lines A1 through A7 of Schedule A, enter all income taxable under Arizona law that is exempt for federal tax purposes. Also, enter all deductions allowed under federal law that are not allowed under Arizona law.

Line A1 - Total Federal Depreciation

Enter the total amount of depreciation deducted on the federal return.

Line A2 - Taxes Based on Income

Enter the amount of taxes based on income paid to any states (including Arizona), to foreign governments, or to their political subdivisions included in federal taxable income.

Line A3 - Interest on Obligations

Enter the amount of federally tax-exempt interest income on obligations of any state or foreign government, or their political subdivisions (except Arizona). All taxpayers except

A.R.S. § 6-101 financial institutions must reduce the amount of interest income by certain expenses. Reduce the amount of interest income by the amount of any interest on indebtedness and other related expenses incurred or continued to purchase or carry those obligations that was not otherwise deducted or subtracted in the computation of Arizona gross income.

Line A4 - Federal Special Deductions

Enter the special deductions claimed on the federal tax return for dividends received pursuant to IRC §§ 243, 244, and 245.

Line A5 - Federal Net Operating Loss

Enter the federal net operating loss deduction claimed on the federal tax return.

Line A6 - Additions Related to Arizona Tax Credits

Enter on line A6 the following additions to federal taxable income that are related to Arizona tax credits. Include a schedule detailing these additions.

A. Environmental Technology Facility Credit

• **Excess Federal Depreciation or Amortization**

Enter the excess of depreciation or amortization computed on the federal basis of the facility over depreciation or amortization computed on the Arizona adjusted basis of the facility. Make this adjustment for the facility for which the taxpayer claimed a tax credit under A.R.S. § 43-1169.

• **Excess in Federal Adjusted Basis**

Enter the amount by which the federal adjusted basis of the facility exceeds the Arizona adjusted basis of the facility. Make this adjustment if the facility or any component of the facility for which the taxpayer claimed a tax credit under A.R.S. § 43-1169 was sold or otherwise disposed of during the taxable year.

B. Pollution Control Credit

• **Excess Federal Depreciation or Amortization**

Enter the excess of depreciation or amortization computed on the federal basis of the property over depreciation or amortization computed on the Arizona adjusted basis of the property. Make this adjustment for the property for which the taxpayer claimed a tax credit under A.R.S. § 43-1170.

• **Excess in Federal Adjusted Basis**

Enter the amount by which the federal adjusted basis of the property exceeds the Arizona adjusted basis of the property. Make this adjustment if the property for which the taxpayer claimed a tax credit under A.R.S. § 43-1170 was sold or otherwise disposed of during the taxable year.

C. Credit for Taxes Paid for Coal Consumed in Generating Electrical Power

Enter the amount of expenses deducted pursuant to the Internal Revenue Code for which the taxpayer claimed the credit for taxes paid for coal consumed in generating electrical power, in Arizona, under A.R.S. § 43-1178. The addition is required for the amount of Arizona transaction privilege taxes and Arizona use taxes included in the computation of federal taxable income for which the Arizona credit is claimed.

D. Credit for Solar Hot Water Heater Plumbing Stub Outs and Electric Vehicle Recharge Outlets

Enter the amount of expenses deducted in computing federal taxable income for the installation of solar hot water heater plumbing stub outs and electric vehicle recharge outlets for which the taxpayer claimed a tax credit under A.R.S. § 43-1176.

E. Credit for Employment of TANF Recipients

Enter the amount of wage expenses deducted pursuant to the Internal Revenue Code for which the taxpayer claimed a tax credit for employment of TANF recipients under A.R.S. § 43-1175.

F. Agricultural Pollution Control Equipment Credit

• **Excess Federal Depreciation or Amortization**

Enter the excess of depreciation or amortization computed on the federal basis of the property over depreciation or amortization computed on the Arizona adjusted basis of the property. Make this adjustment for the property for which the taxpayer claimed a tax credit under A.R.S. § 43-1170.01.

• **Excess in Federal Adjusted Basis**

Enter the amount by which the federal adjusted basis of the property exceeds the Arizona adjusted basis of the property. Make this adjustment if the property for which the taxpayer claimed a tax credit under A.R.S. § 43-1170.01 was sold or otherwise disposed of during the taxable year.

G. Credit for Donation of School Site

Enter the amount deducted pursuant to the Internal Revenue Code representing a donation of a school site for which the taxpayer claimed a tax credit under A.R.S. § 43-1181.

H. Motion Picture Credits

This credit is in lieu of any allowance for deduction of expenses related to the production or related to a transferred credit. Enter the amount of any such expenses that were deducted in computing federal taxable income for which a tax credit was claimed or transferred under former A.R.S. § 43-1163.

I. Credit for Corporate Contributions to School Tuition Organizations

Enter the amount deducted in computing federal taxable income as contributions for which a tax credit is claimed under A.R.S. § 43-1183.

J. Credit for Corporate Contributions to School Tuition Organizations for Displaced Students or Students with Disabilities

Enter the amount deducted in computing federal taxable income as contributions for which a tax credit is claimed under A.R.S. § 43-1184.

K. Credit for Qualified Health Insurance Plans

Enter the amount deducted in computing federal taxable income for health insurance premiums or contributions to a health savings account for which a tax credit is claimed under A.R.S. § 43-1185.

Line A7 - Other Additions to Federal Taxable Income

Enter on line A7 the following "other additions" to federal taxable income. Include a schedule detailing these additions.

A. Excess of Partner's Share of Partnership Taxable Income or Loss

Enter the excess of a partner's share of partnership taxable income included under A.R.S. §§ 43-1401 through 43-1413 over the partner's share of income reported under IRC § 702(a)(8). Enter the excess of a partner's share of partnership losses determined according to IRC § 702(a)(8) over the losses allowable under A.R.S. §§ 43-1401 through 43-1413.

Wholly Arizona corporation - If the amount on Form 165, Schedule K-1(NR), Part II, line 17, column (c), is positive, enter that amount here.

Multistate corporation - If the amount on Form 165, Schedule K-1(NR), Part II, line 17, column (c), from a *wholly Arizona partnership* is positive, enter that amount here. For a *multistate partnership*, add the amount on Form 165, Schedule K-1(NR), Part II, line 17, column (a), to the amount of any nonapportionable income or (loss) included in the schedule [for Part II, line 17, column (a)]. If the total is positive, enter that amount here.

B. Federal Exploration Expenses

Enter the amount of IRC § 617 exploration expenses in excess of \$75,000 and the amount of such expenses deferred not in excess of \$75,000.

C. Federal Amortization or Depreciation for Facilities and Equipment Amortized Under Arizona Law

Enter the amount of amortization or depreciation deducted pursuant to the Internal Revenue Code for the following:

- **Pollution Control Devices** - If the taxpayer made an election to amortize pursuant to A.R.S. § 43-1129.
- **Child Care Facilities** - If the taxpayer made an election to amortize pursuant to A.R.S. § 43-1130.

D. Expenses and Interest Relating to Income Not Taxed by Arizona

Enter expenses and interest relating to income not taxed by Arizona. Refer to A.R.S. § 43-961(5) or A.R.S. § 43-1121(4).

E. Tax-Exempt Insurance Company Loss

Enter the loss of an insurance company exempt under A.R.S. § 43-1201 to the extent included in computing Arizona gross income on a consolidated return pursuant to A.R.S. § 43-947.

F. Amounts Repaid in Current Taxable Year

Enter the amount of the deduction claimed under IRC § 1341(a)(4), for restoration of a substantial amount held under a claim of right, which was included in the computation of Arizona gross income.

G. Excess Federal Capital Loss Carryover under a Claim of Right Restoration

Enter the amount by which a capital loss carryover allowable pursuant to IRC § 1341(b)(5) exceeds the capital loss carryover allowable pursuant to A.R.S. § 43-1130.01(F).

H. Exclusion of Deduction for Original Issue Discount

Enter the amount of the federally deferred original issue discount previously taken as a deduction for Arizona as a result of Arizona not adopting the provisions of the federal American Recovery and Reinvestment Act of 2009. The taxpayer is required to add back this amount to prevent taking the deduction twice.

I. Domestic International Sales Corporations

Enter the total amount of commissions, rentals, and other amounts paid or accrued to a Domestic International Sales Corporation (DISC) controlled by the payor corporation. Make this adjustment if the DISC does not have to report its taxable income to Arizona because its income is not derived from or attributable to sources within Arizona. "Control" means direct or indirect ownership or control of 50% or more of the voting stock of the DISC by the payor corporation.

No addition is required if:

- The payor corporation files an Arizona combined return with the DISC; or
- The DISC transactions comply with the IRC § 994 inter-company pricing provisions.

Schedule B - Subtractions from Taxable Income

On lines B1 through B10 of Schedule B, enter all income that is exempt from Arizona tax that is taxable under federal law. Also, enter any deduction allowed under Arizona law that is not deductible for federal tax purposes.

Line B1 - Recalculated Arizona Depreciation

Enter the total amount of depreciation allowable pursuant to IRC § 167(a) for the taxable year calculated as if the taxpayer had elected not to claim bonus depreciation for eligible properties for federal purposes.

Line B2 - Basis Adjustment for Property Sold or Otherwise Disposed of During the Taxable Year

For taxable years beginning from and after December 31, 1999, taxpayers were required to add back all federal depreciation. Taxpayers who sold or otherwise disposed of property during this year may subtract any resulting difference between federal and Arizona basis. Enter the amount of depreciation that has been allowed pursuant to IRC § 167(a) to the extent that the amount has not already reduced Arizona taxable income in the current or prior years. (Note: The practical effect of this is to allow a subtraction for the difference in basis for any asset for which bonus depreciation has been claimed on the federal return.)

Line B3 - Adjustment for IRC § 179 Expense Not Allowed

Enter the total of 20% of each addition made for IRC § 179 expense in 2010, 2011 and 2012.

Line B4 - Dividends from Controlled Domestic Corporations

Enter dividend income received from a domestic corporation owned or controlled, directly or indirectly, by the recipient corporation. "Control" means direct or indirect ownership or control of 50% or more of the voting stock of the payor

corporation by the recipient corporation. Dividends shall have the meaning provided in IRC § 316. Do not include IRC § 78 dividends.

Line B5 - Foreign Dividend Gross-up

Enter IRC § 78 ("Gross-up") dividends.

Line B6 - Dividends from Foreign Corporations

Enter the dividend income received from foreign corporations as defined in A.R.S. § 43-1101. Refer to Arizona Corporate Tax Ruling CTR 02-3 for information regarding the treatment of income from a qualified electing fund.

Line B7 - Interest on U.S. Obligations

Enter the interest on U.S. obligations not taxed by Arizona, but subject to federal tax.

Line B8 - Agricultural Crops Contributed to Charitable Organizations

Enter the amount of the allowable subtraction for qualified crop contributions made during the taxable year to one or more Arizona tax-exempt charitable organizations for use in Arizona. Refer to Arizona Individual Income Tax Procedure ITP 12-1 for information on how to determine if the contribution qualifies for the subtraction.

Line B9 - Expenses Related to Certain Federal Tax Credits

Enter the amount of wages or salaries paid or incurred by the taxpayer for the taxable year not deducted in the computation of Arizona gross income if the taxpayer received the following federal credits: (1) the work opportunity credit, (2) the empowerment zone employment credit, (3) the credit for employer-paid social security taxes on employee cash tips, and/or (4) the Indian employment credit.

Line B10 - Other Subtractions from Federal Taxable Income

Enter on line B10 the following "other subtractions" from federal taxable income. Include a schedule detailing these subtractions.

A. Refunds of Taxes Based on Income

Enter any refunds from states (including Arizona) and from foreign governments or their political subdivisions included in federal taxable income.

B. Excess of Partner's Share of Partnership Income or Loss

Enter the excess of a partner's share of income included under IRC § 702(a)(8) over the income included under A.R.S. §§ 43-1401 through 43-1413. Enter the excess of a partner's share of partnership losses determined according to A.R.S. §§ 43-1401 through 43-1413, over the losses allowable under IRC § 702(a)(8).

Wholly Arizona corporation - If the amount on Form 165, Schedule K-1(NR), Part II, line 17, column (c), is negative, enter that amount here.

Multistate corporation - If the amount on Form 165, Schedule K-1(NR), Part II, line 17, column (c), from a *wholly Arizona partnership* is negative, enter that amount here. For a *multistate partnership*, add the amount on Form 165, Schedule K-1(NR), Part II, line 17, column (a), to the amount of any nonapportionable income or (loss) included in the schedule [for Part II, line 17, column (a)] attached to the Schedule K-1(NR). If the total is negative, enter that amount here.

C. Expense Recapture, Mine Explorations

Enter any expense recapture for mine exploration expenses included in income under federal law. Refer to IRC § 617.

D. Deferred Exploration Expenses

Arizona law allows a subtraction for exploration expenses added to Arizona gross income on line A7, item B (refer to A.R.S. § 43-1121(15)). The taxpayer claims the subtraction on a ratable basis as the units of produced ores or the minerals discovered or explored by reason of such expenditures are sold. Refer to A.A.C. R15-2D-305 for detailed information regarding additional requirements.

Treat property sold in the same manner and on the same basis as other property held for the production of income. Refer to A.R.S. § 43-1121(4) or to A.R.S. § 43-1122(3).

E. Exploration Expenses; Oil, Gas or Geothermal Resources

Enter exploration expenses related to exploration of oil, gas, or geothermal resources. Compute the expenses in the same manner and on the same basis as a deduction for mine exploration under IRC § 617. The computation is subject to certain adjustments shown above for line A7, item B, and line B10, items D and E. Refer to A.A.C. R15-2D-305 for detailed information regarding additional requirements.

F. Arizona Amortization of Facilities and Equipment

• **Pollution Control Devices**

Any taxpayer may choose to amortize the adjusted basis of any device, machinery, or equipment used for collection and control of the source of atmospheric and water pollutants and contaminants. The taxpayer may take the subtraction over a period of 60 months. If a taxpayer chooses not to amortize pollution control devices over a period of 60 months, the taxpayer may take a deduction for depreciation computed under IRC § 167.

Refer to A.A.C. R15-2D-306 for detailed information regarding additional requirements.

• **Cost of Child Care Facilities**

Any taxpayer operating a childcare facility for profit may elect to subtract any expenditure made to purchase, construct, renovate, or remodel the facilities or equipment. The taxpayer may take the subtraction ratably over 60 months beginning with the month in which the taxpayer places the property in service.

Any taxpayer operating a childcare facility within Arizona, primarily for its employees' children, may elect to subtract expenditures made to acquire, construct, renovate, or remodel the facilities or equipment. The taxpayer may take the subtraction over a period of 24 months, beginning with the month in which the taxpayer places the property in service.

The amortization is in lieu of federal depreciation or amortization on the facilities.

Refer to A.A.C. R15-2D-307 for detailed information regarding additional requirements.

G. Interest on Federally Taxable Arizona Obligations Evidenced by Bonds

Enter the amount of interest income received on obligations of the State of Arizona, or any of its political subdivisions, evidenced by bonds, that is included in federal taxable income.

Corporations should not make this adjustment on the corporation's Arizona tax return for such income included in the corporate partner's share of partnership income or (loss). The partnership makes this adjustment on Form 165. The adjustment to Arizona basis from Form 165, Schedule K-1(NR), Part II, line 17, already includes this adjustment.

H. Expenses and Interest Relating to Tax-Exempt Income

Effective for taxable years beginning from and after December 31, 1996, this subtraction applies only to financial institutions as defined in A.R.S. § 6-101. Enter expenses and interest relating to tax-exempt income disallowed pursuant to IRC § 265 in the computation of Arizona gross income.

I. Tax-Exempt Insurance Company Income

Enter the income of an insurance company exempt under A.R.S. § 43-1201 to the extent included in computing Arizona gross income on a consolidated return pursuant to A.R.S. § 43-947.

J. Claim of Right Adjustment

Enter the amount by which an Arizona capital loss carryover allowable pursuant to A.R.S. § 43-1130.01(F), exceeds the federal capital loss carryover allowable pursuant to IRC § 1341(b)(5).

K. Deferred Deduction for Original Issue Discount

Enter the subtraction to income resulting from Arizona not adopting the federal deferral of deduction for original issue discount issued in debt-for-debt exchanges elected by the taxpayer under IRC § 108(i). In those years when the Internal Revenue Code permits this deduction, "other additions" will include an addition to income to prevent the taxpayer from taking the deduction twice.

L. Inclusion of Discharge of Indebtedness Income

If the taxpayer included the discharge of indebtedness income in Arizona income in the year deferred federally (2009 or 2010), then when the income is included federally, the taxpayer is allowed a subtraction to avoid the income being taxed twice. Enter the amount of the federal inclusion.

M. DISC Dividends

Enter any income from a Domestic International Sales Corporation (DISC) which federal law requires its shareholders to include in income. Refer to IRC § 995.

Schedule C - Nonapportionable Income and Expenses (Multistate Corporations Only)

Nonbusiness income is nonapportionable and specifically allocable to a particular state. Use Schedule C to compute the amount of nonapportionable income (and expenses) to subtract on page 1, line 7.

"Business income" under the transactional and functional tests means income arising from transactions and activity in the regular course of the taxpayer's trade or business, and includes income from tangible and intangible property if the acquisition, management, and disposition of the property constitute integral parts of the taxpayer's regular trade or business operations. Refer to A.R.S. § 43-1131(1). "Nonbusiness income" means all income other than business income. Refer to A.R.S. § 43-1131(4).

On lines C1 through C5, enter all income or (loss) which is nonapportionable or specifically allocable to Arizona. Refer to A.R.S. §§ 43-1134 through 43-1138 and A.A.C. R15-2D-501 through R15-2D-508 for the methods of allocating certain types of nonbusiness income. Refer to the specific line instructions listed below.

Line C1 - Nonbusiness Dividends and Interest Income

- Enter all nonbusiness dividend income not deducted in Schedule B.
- Enter nonbusiness interest income.

Line C2 - Nonbusiness Net Royalties

Enter any net royalties from nonbusiness real property and tangible personal property. Also include the net royalties from nonbusiness patents and copyrights. Include a separate detailed schedule with the return showing each royalty.

Line C3 - Nonbusiness Net Rental Income

Enter any net rental income from nonbusiness real property and tangible personal property. Include a separate detailed schedule with the return showing each rental property.

Line C4 - Net Capital Gain or (Loss) from Sale or Exchange of Nonbusiness Assets

Enter any gain or (loss) recognized on the disposal of nonbusiness property. Identify each item of nonbusiness property and the gain or (loss) recognized on such property on a separate detailed schedule. Do not include any gain or (loss) recognized on the disposal of property used in connection with the unitary business or the business activities of the Arizona affiliated group. Such income is business income and is subject to apportionment.

Line C5 - Other Income or (Loss)

Enter any other nonapportionable or wholly allocable items. Include a schedule detailing the items.

Enter the amount of any nonapportionable income or (loss) from the schedule included with Form 165, Schedule K-1(NR) for Part II, line 17, column (a), from a multistate partnership.

Treatment of a nonbusiness partnership on line C5

Wholly Arizona nonbusiness partnership - Enter the total amount of income or (loss) from the partnership. This is the amount included in the corporation's Arizona gross income plus the amount included in Schedule A or B. This amount is nonapportionable income and it is specifically allocable to Arizona.

Multistate nonbusiness partnership - Enter only the amount of income or (loss) from the partnership included in the corporation's Arizona gross income as nonapportionable income. Line C5 of Schedule C already includes the nonapportionable income or (loss) from the partnership on Form 165, Schedule K-1(NR).

Line C7 - Foreign Income Expenses

Enter any expenses attributable to foreign income producing activities. Refer to A.R.S. § 43-1132. Include a schedule showing the expenses included on this line.

Line C8 - Total Nonapportionable Income and Expense

This is the total amount of nonapportionable income (loss) on lines C1 through C5 net of expenses on line C7. Enter this amount here and on page 1, line 7.

NOTE: *If this amount is negative, enter the amount here and on page 1, line 7. To calculate the amount for page 1, line 8, remember to add line 6 to line 7 instead of subtracting, as the instructions indicate.*

Schedule D - Other Income Allocated to Arizona (Multistate Corporations Only)

On lines D1 through D5, enter all income or (loss) which is allocable to Arizona. A.R.S. §§ 43-1134 through 43-1138 specify the methods for allocating certain types of income to Arizona. The specific line instructions below summarize the provisions of these statutes.

Line D1 - Nonbusiness Dividends and Interest Income Allocable to Arizona

Enter all nonbusiness dividends and interest allocable to Arizona. Dividends and interest are allocable to Arizona if the taxpayer's commercial domicile is in Arizona unless the dividend or interest constitutes business income.

Line D2 - Net Royalties from Nonbusiness Assets

Net royalties from nonbusiness real property located in Arizona are allocable to Arizona.

Net royalties from nonbusiness tangible personal property are allocable to Arizona to the extent that the property is utilized in Arizona. Such nonbusiness net royalties are entirely allocable to Arizona if the taxpayer's commercial domicile is in Arizona and the taxpayer is not organized under the laws of or taxable in the state in which the taxpayer uses the property. The extent of use for net royalties is determined by Arizona law. Refer to A.R.S. § 43-1135(C).

Nonbusiness patent and copyright royalties are allocable to Arizona to the extent that:

- The payor uses the patent or copyright in Arizona.
- The payor uses the patent or copyright in a state in which the taxpayer is not taxable and the taxpayer's commercial domicile is in Arizona.

The extent of use for patents and copyrights is determined by Arizona law. Refer to A.R.S. § 43-1138(B) and A.R.S. § 43-1138(C).

Line D3 - Net Rental Income of Nonbusiness Assets

Net rents from nonbusiness real property located in Arizona are allocable to Arizona. Net rents from nonbusiness tangible personal property are allocable to Arizona to the extent that the taxpayer uses the property in Arizona. Such nonbusiness net rents are entirely allocable to Arizona if the taxpayer's commercial domicile is in Arizona and the taxpayer is not organized under the laws of or taxable in the state in which the taxpayer uses the property. The extent of use for net rents is determined by Arizona law. Refer to A.R.S. § 43-1135(C).

Line D4 – Net Capital Gain or (Loss) from Sale or Exchange of Nonbusiness Assets

Capital gains and (losses) from sales of nonbusiness real property located in Arizona are allocable to Arizona. Capital gains or losses from sales of nonbusiness tangible personal property are allocable to Arizona if the property had a situs in Arizona at the time of the sale. Such nonbusiness capital gains or losses are also allocable to Arizona if the taxpayer's

commercial domicile is in Arizona and the taxpayer is not taxable in the state in which the property had a situs. Capital gains and losses from sales of intangible personal property are allocable to Arizona if the taxpayer's commercial domicile is in Arizona.

Line D5 - Other Income or (Loss)

Enter any other income or (loss) directly allocable to Arizona. Include a schedule detailing the items.

Enter any income or (loss) which is specifically allocable to Arizona from the schedule (for Part II, line 17, column (c)) included with Form 165, Schedule K-1(NR), from a multistate partnership.

Treatment of a nonbusiness partnership on line D6

Wholly Arizona nonbusiness partnership - Enter the total amount of income or (loss) from the partnership (the amount from Schedule C, line C5) as income specifically allocable to Arizona.

Multistate nonbusiness partnership - Enter only the amount of income or (loss) from the partnership included in the corporation's Arizona gross income as income specifically allocable to Arizona. Schedule D, line D5, already includes the income or (loss) from the partnership on Form 165, Schedule K-1(NR), which is specifically allocable to Arizona.

ADMINISTRATIVE RELIEF REQUESTS

A.R.S. § 43-1148 provides administrative relief if the allocation and apportionment provisions of UDITPA do not fairly represent the extent of the taxpayer's business activity in this state. **The taxpayer may petition for or the department may require**, in respect to all or any part of the taxpayer's business activity, if reasonable:

- Separate accounting, except with respect to an Arizona affiliated group, as defined in A.R.S. § 43-947.
- The exclusion of any one or more of the factors.
- The inclusion of one or more additional factors which will fairly represent the taxpayer's business activity in this state.
- The employment of any other method to effectuate an equitable allocation and apportionment of the taxpayer's income, other than disallowance of a properly elected consolidated return.

This section permits a departure from the allocation and apportionment provisions only in limited cases. A.R.S. § 43-1148 may be invoked only if unusual fact situations produce incongruous results under the apportionment and allocation provisions. Taxpayers seeking such relief should submit a letter to the Corporate Income Tax Audit Section 60 days prior to the filing of the return setting forth the relief that is requested and the justification for the relief.

The department normally makes such determinations only upon audit of the taxpayer. Such a detailed examination of the specific facts and circumstances reveals whether such unusual fact situations and incongruous results exist.

Schedule ACA - Air Carrier Apportionment Formula (Multistate Air Carriers Only)

A.R.S. § 43-1139 requires a taxpayer that is a qualifying air carrier to use revenue miles to apportion its business income to Arizona. The taxpayer must complete Schedule ACA. Schedule ACA is available on the department's website at: <http://www.azdor.gov/Forms/Corporate.aspx>. Check the box on line E on page 1 of the return. Do not complete Schedule E on page 3 of the return.

The taxpayer must be engaged in air commerce. "Air commerce" means transporting persons or property for hire by aircraft in interstate, intrastate or international transportation. If the taxpayer files a combined or consolidated return, the combined group or the Arizona affiliated group must use this method of apportionment if 50% or more of the taxpayer's gross income is derived from air commerce. The taxpayer will apportion its business income by means of a single apportionment ratio computed under this method for all group members.

Schedule E - Apportionment Formula (Non-Air Carrier Multistate Corporations Only)

A.R.S. §§ 43-1131 through 43-1150 govern the apportionment of income. A corporation that engages in activities both within and without Arizona must apportion its business income based on property, payroll, and sales in Arizona as compared with everywhere. "Everywhere" means the property, payroll, and sales factors related to the whole combined or consolidated business.

Non-air carrier multistate corporations have the opportunity to choose one of two apportionment formulae for calculating the apportionment ratio. Non-air carrier multistate corporations may elect the enhanced apportionment formula. The standard apportionment formula must be used by non-air carrier multistate corporations not electing to use the enhanced apportionment formula. Check the box on line E on page 1 of the return to indicate which apportionment formula will be used to calculate the apportionment ratio on the corporation's return.

The numerator of the fraction of the standard apportionment formula is the property factor plus the payroll factor plus two times the sales factor. The denominator of the fraction is four. For tax years beginning from and after December 31, 2013, the numerator of the fraction of the enhanced apportionment formula is 7.5 times the property factor plus 7.5 times the payroll factor plus 85 times the sales factor. The denominator of the fraction is 100.

A combined return excludes the factors of a unitary foreign corporation unless the foreign corporation is itself subject to the Arizona corporate income tax. A consolidated return includes the factors of a foreign corporation that is a member of the affiliated group. Both combined and consolidated returns exclude the factors of an insurance company exempt under A.R.S. § 43-1201(A)(14).

Taxpayers apportioning income shall complete lines 6 through 12 on page 1 of Arizona Form 120.

NOTE: When computing the factors of the apportionment ratio, round amounts to the nearest whole dollar. If 50 cents or more, round up to the next dollar. If less than 50 cents, round down.

Option 1: Standard Apportionment Formula

Check the box on line E on page 1 of the return to indicate that the standard apportionment formula will be used to calculate the apportionment ratio on the corporation's return. The numerator of the fraction of the standard apportionment formula is the property factor plus the payroll factor plus two times the sales factor. The denominator of the fraction is four. Use the number located on the left-hand side of line E3e, column A, to double-weight the sales factor.

Line E1 - Property Factor

Refer to A.A.C. R15-2D-601 through R15-2D-607 and R15-2D-902. The value of tangible personal property and real property owned by the taxpayer is its original cost. The taxpayer normally determines the average value of its owned property by averaging the values at the beginning and ending of the tax period. Refer to Arizona Corporate Tax Ruling CTR 01-2 regarding the treatment of computer software in the property factor (whether to include it and attribution to particular state(s) in the numerator).

The value of tangible personal property and real property rented by the taxpayer is eight times its net annual rental rate. The net annual rental rate is the annual rental rate paid by the taxpayer for rented property, less the aggregate annual subrental rates paid by subtenants of the taxpayer. The taxpayer automatically achieves averaging for rented property by the method of determining the net annual rental rate of such property.

Report real property situated and tangible personal property permanently located in Arizona as property within Arizona. Attribute the value of mobile property to Arizona based on the total time that the property was within Arizona.

Compute the property factor on line E1e by dividing column A by column B and entering the resulting ratio in column C. Express the ratio as a decimal carried out to six places. The property factor on line E1e, column C, will never exceed 100%.

Line E2 - Payroll Factor

Refer to A.A.C. R15-2D-701 through R15-2D-705. Report salaries, wages, or other compensation of officers, employees, etc., as within Arizona if performance of the services occurs here. This rule applies regardless of where payment is made or control exercised. This rule also applies regardless of whether the performance of the services is partly or wholly in connection with the apportionable business carried on outside the state or in interstate or foreign commerce.

Allocate the compensation of officers and employees who perform services partly within and partly without Arizona to this state when:

- The services performed outside of Arizona are incidental to the employee's service within Arizona; or
- The employee's base of operation is in Arizona; or
- The employee has no base of operation in any state but the direction or control of the employee is from Arizona; or
- The employee has no base of operation in any state, and there is no direction or control from a state in which the employee performs some part of his services, but the employee's residence is in Arizona.

Compute the payroll factor on line E2c by dividing column A by column B and entering the resulting ratio in column C. Express the ratio as a decimal carried out to six places. The payroll factor on line E2c, column C, will never exceed 100%.

Line E3 – Sales Factor

Refer to A.A.C. R15-2D-801 through R15-2D-807 and R15-2D-903. "Sales" includes all gross receipts from transactions and activities in the course of the regular trade or business that produce income. Determine sales within Arizona on a destination sales basis.

Refer to Arizona Corporate Tax Ruling CTR 07-1 regarding the treatment of income from the investment and reinvestment of short-term securities in the sales factor. Refer to Arizona Corporate Tax Ruling CTR 02-2 regarding the apportionment ratio treatment of a gain on an installment sale apportioned to Arizona.

NEW: Line E3b is only for the multistate service providers who want to make the election under A.R.S. § 43-1147(B). Enter on line E3b, column A, the Arizona sales from services from the completed Schedule MSP, line B5.

For taxable years beginning from and after December 31, 2013, a multistate service provider may elect to treat sales from services as being in Arizona based on a combination of income producing activity sales and market sales prescribed under A.R.S. § 43-1147(B). Taxpayers who want to make the election should check the boxes on line F on page 1 of the return and include the completed Schedule MSP with the tax return. See A.R.S. § 43-1147 and Schedule MSP instructions for more information.

Other taxpayers who are not qualified for the election should include sales from services on line E3c and should not complete Schedule MSP.

Compute the sales factor numerator by multiplying the total amount of Arizona sales (line E3d, column A) by two. Do not multiply the sales factor denominator by two. Next, on line E3f, divide column A by column B and enter the resulting ratio in column C. Express the ratio as a decimal carried out to six places. The sales factor on line E3f, column C, may exceed 100%. However, the average apportionment ratio (line E5, column C) will never exceed 100%.

Line E5 - Average Apportionment Ratio

Divide the total ratio, line E4, column C, by four. Express the ratio as a decimal carried out to six places. Enter the average ratio here and on page 1, line 9.

NOTE: *The taxpayer must exclude a factor if both the numerator and the denominator of a factor are zero. Do not exclude a factor if the numerator of the factor is zero and the denominator of a factor is greater than zero. If the property or payroll factor is excluded, determine the average ratio (line E5, column C) by dividing the total ratio by three. If the sales factor is excluded, determine the average ratio by dividing the total ratio by two. If two of the factors are excluded, the remaining factor, without respect to any weighting, is the apportionment ratio.*

Option 2: Enhanced Apportionment Formula

Check the box on line E on page 1 of the return to indicate that the enhanced apportionment formula will be used to calculate the apportionment ratio on the corporation's return. The enhanced apportionment formula is determined by adding 7.5 times the property factor plus 7.5 times the payroll factor plus 85 times the sales factor and dividing the result by 100. Use the numbers located on the right-hand side of lines E1d, E2b, and E3e, column A, to weight the property, payroll, and the sales factors respectively.

Line E1 - Property Factor

Refer to A.A.C. R15-2D-601 through R15-2D-607 and R15-2D-902. The value of tangible personal property and real property owned by the taxpayer is its original cost. The taxpayer normally determines the average value of its owned property by averaging the values at the beginning and ending of the tax period. Refer to Arizona Corporate Tax Ruling CTR 01-2 regarding the treatment of computer software in the property factor (whether to include it and attribution to particular state(s) in the numerator).

The value of tangible personal property and real property rented by the taxpayer is eight times its net annual rental rate. The net annual rental rate is the annual rental rate paid by the taxpayer for rented property, less the aggregate annual subrental rates paid by subtenants of the taxpayer. The taxpayer automatically achieves averaging for rented property by the method of determining the net annual rental rate of such property.

Report real property situated and tangible personal property permanently located in Arizona as property within Arizona. Attribute the value of mobile property to Arizona based on the total time that the property was within Arizona.

Compute the property factor numerator by multiplying the total amount of Arizona property (line E1c, column A) by 7.5. Do not multiply the property factor denominator by 7.5. Next, for line E1e, divide column A by column B and enter the resulting ratio in column C. Express the ratio as a decimal carried out to six places. The property factor on line E1e, column C, may exceed 100%.

Line E2 - Payroll Factor

Refer to A.A.C. R15-2D-701 through R15-2D-705. Report salaries, wages, or other compensation of officers, employees, etc., as within Arizona if performance of the services occurs here. This rule applies regardless of where payment is made or control exercised. This rule also applies regardless of whether the performance of the services is partly or wholly in connection with the apportionable business carried on outside the state or in interstate or foreign commerce.

Allocate the compensation of officers and employees who perform services partly within and partly without Arizona to this state when:

- The services performed outside of Arizona are incidental to the employee's service within Arizona; or
- The employee's base of operation is in Arizona; or
- The employee has no base of operation in any state but the direction or control of the employee is from Arizona; or

- The employee has no base of operation in any state, and there is no direction or control from a state in which the employee performs some part of his services, but the employee's residence is in Arizona.

Compute the payroll factor numerator by multiplying the total amount of Arizona payroll (line E2a, column A) by 7.5. Do not multiply the payroll factor denominator by 7.5. Next, for line E2c, divide column A by column B and enter the resulting ratio in column C. Express the ratio as a decimal carried out to six places. The payroll factor on line E2c, column C, may exceed 100%.

Line E3 - Sales Factor

Refer to A.A.C. R15-2D-801 through R15-2D-807 and R15-2D-903. "Sales" includes all gross receipts from transactions and activities in the course of the regular trade or business that produce income. Determine sales within Arizona on a destination sales basis.

Refer to Arizona Corporate Tax Ruling CTR 07-1 regarding the treatment of income from the investment and reinvestment of short-term securities in the sales factor. Refer to Arizona Corporate Tax Ruling CTR 02-2 regarding the apportionment ratio treatment of a gain on an installment sale apportioned to Arizona.

NEW: Line E3b is only for the multistate service providers who want to make the election under A.R.S. § 43-1147(B). Enter on line E3b, column A, the Arizona sales from services from the completed Schedule MSP, line B5.

For taxable years beginning from and after December 31, 2013, a multistate service provider may elect to treat sales from services as being in Arizona based on a combination of income producing activity sales and market sales prescribed under A.R.S. § 43-1147(B). Taxpayers who want to make the election should check the boxes on line F on page 1 of the return and include the completed Schedule MSP with the tax return. See A.R.S. § 43-1147 and Schedule MSP instructions for more information.

Other taxpayers who are not qualified for the election should include sales from services on line E3c and should not complete Schedule MSP.

Compute the sales factor numerator by multiplying the total amount of Arizona sales (line E3d, column A) by 85. Do not multiply the sales factor denominator by 85. Next, for line E3f, divide column A by column B and enter the resulting ratio in column C. Express the ratio as a decimal carried out to six places. The sales factor on line E3f, column C, may exceed 100%. However, the average apportionment ratio (line E5, column C) will never exceed 100%.

Line E5 - Average Apportionment Ratio

Divide the total ratio, line E4, column C by 100. Express the ratio as a decimal carried out to six places. Enter the average ratio here and on page 1, line 9.

NOTE: *The taxpayer must exclude a factor if both the numerator and the denominator of a factor are zero. Do not exclude a factor if the numerator of the factor is zero and the denominator of a factor is greater than zero. If the property or payroll factor is excluded, determine the average ratio (line E5, column C) by dividing the total ratio by 92.5. If the sales factor is excluded, determine the average ratio by dividing the total ratio by 15. If two of the factors are excluded, the remaining factor, without respect to any weighting, is the apportionment ratio.*

Schedule F - Schedule of Tax Payments

Use this schedule to list any corporate estimated tax payments and extension payments made which the taxpayer is applying to this return. Include additional sheets if necessary.

DO NOT include the claim of right credit computed under A.R.S. § 43-1130.01 on this schedule.

NOTE: *The total estimated payments and extension payments reported on this schedule must equal the amounts reported on page 1, lines 23 and 24.*

Schedule G - Other Information

All taxpayers must complete lines G1 through G8. Multistate taxpayers must also complete lines G9 and G10. If the answers are lengthy, continue the answers on a separate sheet of paper.

Line G3: List the name, title and telephone number of the individual who Arizona Department of Revenue employees may contact to schedule an audit of this return. Confidential information may be disclosed to a principal officer, any person designated by a principal officer, any person designated in a resolution by the corporate board of directors or other similar governing body, or to an individual designated as an authorized representative in a valid power of attorney. A principal corporate officer of a parent corporation may execute a written authorization for a controlled subsidiary. Refer to Arizona General Tax Ruling GTR 02-1 for additional information on the definition of a controlled subsidiary. IF THIS INDIVIDUAL IS NOT A PRINCIPAL OFFICER, OR IS NOT DESIGNATED AS AN AUTHORIZED REPRESENTATIVE IN A VALID POWER OF ATTORNEY, THE TAXPAYER UNDERSTANDS AND AGREES THAT CONFIDENTIAL INFORMATION MAY BE DISCLOSED TO THIS INDIVIDUAL.

Certification

One or more of the following officers (president, treasurer, or any other principal officer) must sign the return.

Paid preparers: Sign and date the return. Complete the firm name and address lines (the paid preparer's name and address, if self-employed). Enter the paid preparer's TIN, which is the firm's EIN or the individual paid preparer's social security number.

For the calendar year 2014 or fiscal year beginning MM, DD, DD 2, 0, 1, 4 and ending MM, DD, DD 2, 0, Y, Y.

Business Telephone Number (with area code)	Name	Employer Identification Number (EIN)
Address – number and street or PO Box		
Business Activity Code (from federal Form 1120)	City, Town or Post Office	State ZIP Code

68 Check box if: This is a first return Name change Address change

A Is FEDERAL return filed on a consolidated basis? Yes No

If "Yes", list EIN of common parent from consolidated return

NOTE: Use Form 120 to file an ARIZONA consolidated return.

Taxpayers **cannot** use Form 120A to file an Arizona consolidated return.

B Is this the corporation's final ARIZONA return under this EIN? Yes No

If "Yes", check one: Dissolved Withdrawn Merged/Reorganized

List EIN of the successor corporation, if any

CHECK BOX IF return filed under extension:

82 82F

REVENUE USE ONLY. DO NOT MARK IN THIS AREA.

88

81 PM

66 RCVD

Arizona Taxable Income Computation

1 Taxable income per included federal return.....	1		00
2 Additions to taxable income from page 2, Schedule A, line A8.....	2		00
3 Total taxable income: Add lines 1 and 2	3		00
4 Subtractions from taxable income from page 2, Schedule B, line B11	4		00
5 Adjusted income: Subtract line 4 from line 3	5		00
6 Arizona basis net operating loss carryforward: Include computation schedule	6		00
7 Arizona taxable income: Subtract line 6 from line 5.....	7		00

Arizona Tax Liability Computation

8 Enter tax: Tax is 6.5 percent of line 7 or fifty dollars (\$50), whichever is greater	8		00
9 Tax from recapture of tax credits from Arizona Form 300, Part 2, line 31.....	9		00
10 Subtotal: Add lines 8 and 9.....	10		00
11 Nonrefundable tax credits from Arizona Form 300, Part 2, line 56.....	11		00
12 Credit type: Enter form number for each nonrefundable credit used: 12 3, 3, 3, 3,			
13 Tax liability: Subtract line 11 from line 10.....	13		00

Tax Payments

14 Refundable tax credits: Check box(es) and enter amount... 14 <input type="checkbox"/> 308 <input type="checkbox"/> 342 <input type="checkbox"/> 349	14		00
15 Extension payment made with Form 120EXT or online: See instructions	15		00
16 Estimated tax payments: See instructions.....	16		00
17 Total payments: See instructions	17		00

Computation of Total Due or Overpayment

18 Balance of tax due: If line 13 is larger than line 17, enter balance of tax due. Skip line 19.....	18		00
19 Overpayment of tax: If line 17 is larger than line 13, enter overpayment of tax.....	19		00
20 Penalty and interest.....	20		00
21 Estimated tax underpayment penalty: If Form 220 is included, check box..... 21A <input type="checkbox"/>	21		00
22 TOTAL DUE: See instructions	22		00
23 OVERPAYMENT: See instructions	23		00
24 Amount of line 23 to be applied to 2015 estimated tax.....	24		00
25 Amount to be refunded: Subtract line 24 from line 23	25		00

Continued on page 2 →

Name (as shown on page 1)	EIN
---------------------------	-----

SCHEDULE A Additions to Taxable Income

A1 Total federal depreciation.....	A1		00
A2 Taxes based on income paid to any state (INCLUDING ARIZONA), local governments or foreign governments	A2		00
A3 Interest on obligations of other states, foreign countries, or political subdivisions	A3		00
A4 Special deductions claimed on federal return.....	A4		00
A5 Federal net operating loss deduction claimed on federal return.....	A5		00
A6 Additions related to Arizona tax credits: Include detailed schedule	A6		00
A7 Other additions to federal taxable income: Include detailed schedule.....	A7		00
A8 Total: Add lines A1 through A7. Enter the total here and on page 1, line 2.....	A8		00

SCHEDULE B Subtractions From Taxable Income

B1 Recalculated Arizona depreciation: See instructions.....	B1		00
B2 Basis adjustment for property sold or otherwise disposed of during the taxable year: See instructions	B2		00
B3 Adjustment for IRC § 179 expense not allowed.....	B3		00
B4 Dividends received from 50% or more controlled domestic corporations.....	B4		00
B5 Foreign dividend gross-up	B5		00
B6 Dividends received from foreign corporations (including deemed dividends).....	B6		00
B7 Interest on U.S. obligations.....	B7		00
B8 Agricultural crops charitable contribution.....	B8		00
B9 Expenses related to certain federal tax credits listed on the instructions: Include detailed schedule.....	B9		00
B10 Other subtractions from federal taxable income: Include detailed schedule	B10		00
B11 Total: Add lines B1 through B10. Enter the total here and on page 1, line 4	B11		00

SCHEDULE C Additional Information

C1 Date business began in Arizona: MM,DD,YYYY

C2 Address at which tax records are located for audit purposes: Number/Street: _____
 City: _____ State: _____ ZIP Code: _____

C3 The taxpayer designates the individual listed below as the person to contact to schedule an audit of this return and authorizes the disclosure of confidential information to this individual. (See instructions, page 11.)
 Name: _____ Phone Number: _____
 Title: _____ (Area Code)

C4 List prior taxable years for which a federal examination has been finalized:

NOTE: A.R.S. § 43-327 requires the taxpayer, within ninety days after final determination, to report these changes under separate cover to the Arizona Department of Revenue or to file amended returns reporting these changes. (See instructions, page 3.)

C5 Amount of Arizona taxable income for prior taxable year (2013 Form 120A, line 7) \$ 00

C6 Indicate tax accounting method: Cash Accrual Other (Specify method.) _____

	The following declaration must be signed by one or more of the following officers: president, treasurer, or any other principal officer.		
Declaration	Under penalties of perjury, I(we), the undersigned officer(s) authorized to sign this return, declare that I(we) have examined this return, including the accompanying schedules and statements, and to the best of my(our) knowledge and belief, it is a true, correct and complete return, made in good faith, for the taxable year stated pursuant to the income tax laws of the State of Arizona.		
Please Sign Here	OFFICER'S SIGNATURE _____	DATE _____	TITLE _____
Paid Preparer's Use Only	PAID PREPARER'S SIGNATURE _____	DATE _____	PAID PREPARER'S PTIN _____
	FIRM'S NAME (OR PAID PREPARER'S NAME, IF SELF-EMPLOYED) _____	FIRM'S <input type="checkbox"/> EIN OR <input type="checkbox"/> SSN _____	
	FIRM'S STREET ADDRESS _____	() _____	
	CITY _____	STATE _____	FIRM'S TELEPHONE NUMBER _____
			ZIP CODE _____

Mail to: Arizona Department of Revenue, PO Box 29079, Phoenix, AZ 85038-9079

2014 Arizona Corporation Income Tax Return (Short Form)

Obtain additional information or assistance by calling one of the numbers listed below:

Phoenix (602) 255-3381
From area codes 520 and 928, toll-free (800) 352-4090

Obtain tax rulings, tax procedures, tax forms and instructions, and other tax information by accessing the department's website at www.azdor.gov.

General Instructions

Which Corporations Must File a Return

Every corporation subject to the Arizona Income Tax Act of 1978 must file an Arizona corporate income tax return.

NOTE: *Homeowners associations described in Internal Revenue Code (IRC) § 528 are not exempt from tax under Arizona Revised Statutes (A.R.S.) § 43-1201(A) [associations that file federal Form 1120-H or 1120]. These associations must file an Arizona corporate income tax return on Form 120A or Form 120. However, certain homeowners associations are federally tax exempt under IRC § 501(c)(4), as social welfare organizations or under IRC § 501(c)(7), as clubs organized for pleasure or recreation. These homeowners associations are similarly tax exempt for Arizona income tax purposes. These organizations may file Form 99.*

Which Corporations May Use Form 120A

The short form, Form 120A, is designed for corporate taxpayers with less complex filing requirements.

A corporation may use Form 120A if it files its return on a separate company (separate entity) basis and it is a "wholly Arizona corporation". A corporation that has income from business activity that is taxable entirely within Arizona is a "wholly Arizona corporation". A corporation files on a separate company (separate entity) basis if: (1) it is not part of a group of corporations comprising a unitary business; or (2) it is not a member of an affiliated group that elected to file an Arizona consolidated return.

A corporation **MUST USE** Arizona Form 120 if: (1) it is a multistate corporation; or (2) it is a member of a unitary group of corporations that files an Arizona return on a combined basis; or (3) it is a member of an affiliated group of corporations that elected to file an Arizona consolidated return. A "multistate corporation" is a corporation that has income from business activity that is taxable in more than one state.

NOTE: *The corporation must file Form 120 if the corporation is: (1) a partner in a multistate partnership; or (2) a partner in a partnership with business activity conducted entirely outside Arizona.*

Entity Classification under the Federal "Check-the-Box Rules"

The federal tax classification of an entity under the federal "check-the-box rules" determines the entity's classification for Arizona tax purposes. Refer to Arizona Corporate Tax Ruling CTR 97-1 for further information. An entity that is disregarded as an entity separate from its owner is included in the tax return of its owner.

Limited Liability Companies

Under the provisions of the Arizona Limited Liability Company Act, a limited liability company (LLC) is classified as a partnership, or as a corporation, or as a disregarded entity as determined under the IRC as defined in A.R.S. § 43-105. An LLC would file a return appropriate to its classification as a partnership, corporation, or a branch or division of its owner. Refer to Arizona Corporate Tax Ruling CTR 97-2 for further information.

Electing Small Business Corporations

Corporations taxed as S corporations under Subchapter S of the IRC must file Arizona Form 120S.

Taxable Year Covered by Return

File returns for the calendar year or fiscal year. Indicate whether the taxable year is a calendar year or a fiscal year; if a fiscal year, indicate the taxable year on the top of page 1 of the return.

Filing Original Returns

Returns are due by the 15th day of the fourth month following the close of the taxable year. If the taxpayer has a valid federal or Arizona extension, file the return by the extended due date. If the taxpayer uses an extension, the taxpayer must check the extension box (82F) on page 1 of the return. Mail the return to:

Arizona Department of Revenue
PO Box 29079
Phoenix, AZ 85038-9079

One or more of the following officers (president, treasurer, or any other principal officer) must sign the return.

The department requests that taxpayers include a copy of the completed federal return with the Arizona return. To save paper, the detail of Schedule M-3 can be omitted. Instead, substitute a statement that the detail schedules are available upon request. Please include the consolidated Schedule M-3. A similar statement may be substituted for Form 5471. A.R.S. § 42-1112 prescribes the schedules required to be included.

The department normally determines the timeliness of a return by the postmark or other official mark of the U.S. Postal Service stamped on the envelope in which the return is mailed. Refer to Arizona General Tax Ruling GTR 93-1 for further information. The department will also accept proof of mailing from a private delivery service included in the Internal Revenue Service (IRS) list of designated private delivery services. Contact the private delivery service for information regarding how to obtain written proof of mailing.

Rounding Dollar Amounts

Taxpayers must round amounts to the nearest whole dollar. If 50 cents or more, round up to the next dollar. If less than 50 cents, round down.

Treatment of Installment Obligations When Corporation Activities Cease

If a corporation elects to report income from the sale or other disposition of property on the installment method, and does not report the entire amount of income from the sale before the year the corporation ceases to be subject to Arizona corporation income tax, the corporation must report the unreported income in

the last year in which the corporation is subject to the tax. This provision does not apply if a reorganization transfers the installment obligation to another taxpayer subject to Arizona tax as the transferee. The transferee may not use its capital losses to offset income from the installment obligation transferred from a corporation no longer subject to the tax.

Estimated Tax Payments

Corporations that expect an Arizona income tax liability for the taxable year of \$1,000 or more must make Arizona estimated tax payments. Use Form 120ES, *Corporation Estimated Tax Payment*. The required installments may be computed on Form 120W, *Estimated Tax Worksheet for Corporations*.

For exceptions to the estimated tax requirements, see the instructions for Form 220, *Underpayment of Estimated Tax by Corporations*.

A corporation that fails to make the required estimated tax payments is subject to a penalty on any estimated tax payment which is late or underpaid.

The Arizona required annual payment of corporate estimated tax is the smaller of:

- Ninety percent of the taxpayer's Arizona tax liability (reduced by refundable tax credits and claim of right adjustments, if applicable) for the current taxable year; or
- One hundred percent of the taxpayer's Arizona tax liability (reduced by refundable tax credits and claim of right adjustments, if applicable) for the prior taxable year.

NOTE: *In order for the taxpayer to base its Arizona corporate estimated tax payments on the prior taxable year's tax liability:*

- *The taxpayer's return filed for the prior taxable year must have shown at least some amount of tax liability (an amount greater than zero); and*
- *The taxpayer's return filed for the prior taxable year must have been for a period of twelve months.*

ESTIMATED TAX PAYMENTS BY ELECTRONIC FUNDS TRANSFER

Refer to A.R.S. § 42-1129 and the related Arizona Administrative Code rules (A.A.C. R15-10-301 through R15-10-307) for detailed information regarding electronic funds transfer.

Taxpayers whose Arizona corporate income tax liability for the preceding taxable year was \$20,000 or more must make Arizona corporate estimated tax payments via the electronic funds transfer program. If the taxpayer makes its estimated tax payments by electronic funds transfer (EFT), the taxpayer should not submit Form 120ES to the department.

Taxpayers required to make estimated tax payments via electronic funds transfer must complete the department's electronic funds transfer authorization agreement at least 30 days prior to initiation of the first applicable transaction.

Taxpayers whose Arizona corporate income tax liability for the preceding taxable year was less than \$20,000 may elect voluntary participation in the electronic funds transfer program. Voluntary participants in the program must complete the department's electronic funds transfer authorization agreement at least 30 days prior to the first applicable transaction.

NOTE: *Taxpayers required to make corporate estimated payments via EFT that fail to do so are subject to a penalty of 5% of the amount of the payment not made by EFT. See A.R.S. § 42-1125(O).*

ESTIMATED TAX PAYMENTS VIA THE INTERNET

Taxpayers must be licensed by the department before they can register to pay taxes online. Visit www.AZTaxes.gov to register and make estimated tax payments over the Internet. If a taxpayer makes its estimated tax payments via the Internet, the taxpayer should not submit Form 120ES to the department.

Electronic payment from checking or savings account

Estimated tax payments can be made electronically from a checking or savings account. Visit www.AZTaxes.gov and choose the e-check option. There is no fee to use this method. This payment method will debit the amount from the specified checking or savings account on the date specified. If an electronic payment is made from a checking or savings account, a confirmation number will be generated. Please keep this confirmation number as proof of payment.

Credit card payment

Estimated tax payments can be made via American Express, Discover, MasterCard or VISA credit cards. Visit www.AZTaxes.gov and choose the credit card option. This will take you to the website of the credit card payment service provider. The service provider will charge a convenience fee based on the amount of the tax payment. The service provider will disclose the amount of the convenience fee during the transaction and the option to continue or cancel the transaction will be presented. If you accept the convenience fee and complete the credit card transaction, a confirmation number will be generated. Please keep this confirmation number as proof of payment.

Extension of Time to File a Return

A request for an Arizona extension of time to file a corporate income tax return is made by filing a completed Form 120EXT by the original due date of the return. The taxpayer can use a valid federal extension rather than applying for an Arizona extension. Form 120EXT must be used to transmit extension payments via check or money order, whether the taxpayer uses a valid federal extension or requests an Arizona extension. Taxpayers that make extension payments over the internet need not file Form 120EXT unless an Arizona extension is being requested. If the taxpayer files under extension, the taxpayer must check the extension box (82F) on page 1 of the return.

The taxpayer must pay 90% of the tax liability (including the \$50 minimum tax) by the original due date of the return. The department imposes the extension underpayment penalty on any late or underpaid extension payments.

The department grants an Arizona extension for a period of six months. Arizona law provides that six months is the maximum extension of time to file that the department may grant. However, Arizona law provides that the department may accept the federal extension for the same period of time as covered by the federal extension.

Either the Arizona or federal extension provide an extension of time to file, but do not provide an extension of time to pay.

Penalties and Interest

A. Late Filing Penalty. A return filed after the original due date is subject to the late filing penalty unless the taxpayer has a valid federal or Arizona extension. A return filed after its extended due date is also subject to the late filing penalty. The late filing penalty is 4.5% (.045) of the amount of tax required

to be shown on the return. "Amount of tax required to be shown on the return" is the amount of tax imposed less the amount of any part of the tax paid on or before the beginning of the month and the amount of any credit against the tax which may be claimed on the return. The penalty period is each month or fraction of a month between the due date of the return and the date the taxpayer filed the return. The maximum penalty is 25% of the tax found to be remaining due.

B. Extension Underpayment Penalty. The taxpayer must pay 90% of the tax liability disclosed by the taxpayer's return on or before the original due date of the return. The department imposes the extension underpayment penalty on any late or underpaid extension payments. The extension underpayment penalty is 0.5% (.005) of the tax not paid. The penalty period is each 30 day period or fraction thereof between the original due date of the return and the date the taxpayer paid the tax. The maximum penalty is 25% of the unpaid tax. Taxpayers subject to the extension underpayment penalty are not subject to the late payment penalty prescribed under A.R.S. § 42-1125(D).

C. Late Payment Penalty. The department imposes the late payment penalty on any amount shown as tax on a return that is not paid by the date prescribed for its payment. "Amount of tax shown on the return" is the amount of tax imposed shown on the return less the amount of any part of the tax paid on or before the beginning of the month and the amount of any credit against the tax which may be claimed on the return. The late payment penalty is 0.5% (.005) of the unpaid tax for each month or fraction of a month that the tax remains unpaid, not to exceed 10% of the unpaid tax.

NOTE: *If more than one of the penalties described in A, B, or C apply, the maximum combined penalty is 25%.*

Refer to Arizona Corporate Income Tax Ruling CTR 09-1 regarding the application of penalties to returns filed under extension.

D. Interest. The department assesses interest on any portion of the tax, whether determined by the department or the taxpayer, not paid by the date prescribed for its payment. The department applies interest, compounded annually, in the same manner and at the same times as prescribed by IRC § 6621 with the following exception. **Exception:** The Arizona rate of interest for both underpayments and overpayments *for all taxpayers* is the federal underpayment rate under IRC § 6621(a)(2) [the federal short-term rate, determined pursuant to IRC § 6621(b), plus three percentage points]. On January 1 of each year, the department adds any interest outstanding as of that date to the principal amount of the tax. It is then a part of the principal amount of the tax and accrues interest until paid.

E. Underpayment of Estimated Tax Penalty. The department imposes the underpayment of estimated tax penalty on any late payment or underpayment of a required installment of estimated tax. Refer to Form 220 for further details. The penalty imposed is the penalty prescribed by A.R.S. § 43-582 for the applicable period.

Furnishing Data

The department requests that taxpayers include a copy of the completed federal return (along with all schedules and attachments) with the Arizona return. To save paper, the

detail of Schedule M-3 can be omitted. Instead, substitute a statement that the detail schedules are available upon request. Please include the consolidated Schedule M-3. A similar statement may be substituted for Form 5471. A.R.S. § 42-1112 prescribes the schedules required to be included.

Do not send in a blank Arizona return with a copy of the federal return; the return will not process accurately. Taxpayers must furnish complete data. Answer all questions on the return. Complete all applicable schedules. Also, include all appropriate supplementary schedules.

Filing Amended Returns

Any taxpayer who files an amended return with the IRS must file an Arizona amended return on Form 120X within 90 days of its final determination by the IRS.

The taxpayer must report changes or corrections of the taxpayer's taxable income by the IRS or as the result of renegotiation of a contract or subcontract with the United States to the department. The taxpayer must, within 90 days after the final determination of the change or correction, either:

- File a copy of the final determination with the department, concede the accuracy of the determination or state any errors, and request the department to recompute the tax owed to Arizona; or
- File an amended return as required by the department.

The taxpayer must include additional schedules that provide sufficient information for the department to recompute the taxpayer's Arizona taxable income based on the Revenue Agent Report changes. The department may require the taxpayer to file an amended return if the department does not have the necessary information to recompute the tax owed to Arizona.

Do not file an amended return until the original return has been processed. Mail the amended return to:

Arizona Department of Revenue
PO Box 29079
Phoenix, AZ 85038-9079

Records

Every corporation should maintain books and records substantiating information reported on the return and keep these documents for inspection. Arizona General Tax Ruling GTR 96-1 discusses the general requirements for the maintenance and retention of books, records, and other sources of information received, created, maintained, or generated through various computer, electronic, and imaging processes and systems. Refer to this tax ruling for further information.

Use of Federal Figures

CALCULATION OF ARIZONA TAXABLE INCOME: a corporation must compute its federal taxable income and make the adjustments required by Arizona law. (Refer to Article 3, Chapter 11, Title 43, of the Arizona Revised Statutes.)

IRC § 7519 Required Payments

Taxpayers cannot deduct the federal required payments on their Arizona tax returns as an ordinary and necessary business expense or otherwise.

Specific Instructions

Type or print the required information in the name, address, and information boxes on the top of page 1. Indicate whether the taxable year is a calendar year or a fiscal year; if a fiscal year, indicate the taxable year on the top of page 1 of the return.

Enter the corporation's employer identification number (EIN), which is the taxpayer identification number (TIN).

All returns, statements, and other documents filed with the department require a TIN. Taxpayers that fail to include their TIN may be subject to a penalty. Paid tax return preparers must include their TIN where requested. The TIN for a paid tax return preparer is the individual's social security number or the EIN of the business. Paid tax return preparers that fail to include their TIN may be subject to a penalty.

Arizona Taxable Income Computation

Line 1 - Taxable Income per Federal Return

Enter taxable income as reported on the federal income tax return filed with the IRS.

Line 2 - Additions to Taxable Income

Enter total adjustments from page 2, Schedule A, line A8. See instructions for Schedule A.

Line 4 - Subtractions from Taxable Income

Enter total adjustments from page 2, Schedule B, line B11. See instructions for Schedule B.

Line 5 - Adjusted Income

Subtract line 4 from line 3 and enter the difference.

Line 6 - Arizona Basis Net Operating Loss Carryforward

If the corporation incurred net operating losses in prior taxable years, the corporation can apply these losses against current Arizona income. A net operating loss carryforward applies to the next five succeeding taxable years for net operating losses established in taxable periods through December 31, 2011, subject to certain adjustments and rules. This amount should not exceed the amount on line 5. Include a separate schedule showing the computation of the net operating loss carried forward.

NOTE: For net operating losses established in taxable years beginning from and after December 31, 2011, the carryforward period is 20 succeeding taxable years. Be sure to maintain records long enough to substantiate the subtraction in the tax year taken.

Arizona Tax Liability Computation

Line 8 - Arizona Tax

Multiply the Arizona taxable income (page 1, line 7) by 6.5%. If the computed amount of tax is less than \$50, enter the minimum tax of \$50. Every corporation required to file a return shall pay a \$50 minimum tax in accordance with A.R.S. § 43-1111.

Line 9 - Tax from Recapture of Tax Credits

Enter the amount of tax due from recapture of the credits from Form 300, Part 2, line 31.

Line 10 - Subtotal

Add lines 8 and 9. This is the amount of tax to which the total amount of tax credits claimed by the taxpayer may be applied.

Line 11 - Nonrefundable Tax Credits

Enter the allowable nonrefundable tax credit amount from Form 300, Part 2, line 56. This amount cannot be larger than the amount on line 10.

- **Enterprise Zone Credit.** The enterprise zone credit has been repealed. The repeal did not affect carryforwards of properly established credits. Complete Form 304 to claim carryforwards established in prior years.
- **Environmental Technology Facility Credit.** This tax credit is for costs incurred in constructing a qualified environmental technology manufacturing, producing, or processing facility as described in A.R.S. § 41-1514.02. Complete Form 305 to claim this tax credit.
- **Military Reuse Zone Credit.** This tax credit is for net increases in employment of full-time employees working in a military reuse zone established under Arizona law. Complete Form 306 to claim this tax credit.
- **Credit for Increased Research Activities.** This tax credit is for taxpayers who incur qualified research expenses for research conducted in Arizona. The credit applies to taxable years beginning from and after December 31, 2000. A portion of the excess credit claimed for taxable years beginning from and after December 31, 2009, may be refundable with approval from the Arizona Commerce Authority. Be sure to include only the nonrefundable portion on line 11. Complete Form 308 to claim this tax credit.
- **Pollution Control Credit.** This tax credit is for expenses incurred during the taxable year to purchase real or personal property used in the taxpayer's trade or business in Arizona to control or prevent pollution. Complete Form 315 to claim this tax credit.
- **Credit for Taxes Paid for Coal Consumed in Generating Electrical Power.** This tax credit is for a percentage of the amount paid by the seller or purchaser as transaction privilege tax or use tax for coal sold to the taxpayer that is consumed in the generation of electrical power in Arizona. "Amount paid by the seller or purchaser as transaction privilege tax or use tax" means that the Arizona transaction privilege tax was passed through to the taxpayer by the seller as an added charge or that the seller collected the Arizona use tax from the taxpayer or that the taxpayer paid the Arizona use tax to the department. Complete Form 318 to claim this tax credit.
- **Credit for Solar Hot Water Heater Plumbing Stub Outs and Electric Vehicle Recharge Outlets.** This tax credit is for the installation of solar hot water heater plumbing stub outs and electric vehicle recharge outlets in houses or dwelling units constructed by the taxpayer. The houses or dwelling units must be located in Arizona. Complete Form 319 to claim this tax credit.
- **Credit for Employment of TANF Recipients.** This tax credit is for net increases in qualified employment of Arizona resident recipients of the federal Temporary Assistance for Needy Families. Complete Form 320 to claim this tax credit.

- **Agricultural Pollution Control Equipment Credit.** This tax credit is for expenses incurred during the taxable year to purchase tangible personal property that is primarily used in the taxpayer’s business in Arizona to control or prevent agricultural pollution. Complete Form 325 to claim this tax credit.
- **Credit for Donation of School Site.** This tax credit is for the donation of real property and improvements to an Arizona school district or Arizona charter school for use as a school or as a site for the construction of a school. Complete Form 331 to claim this tax credit.
- **Credits for Healthy Forest Enterprises.** These tax credits are for net increases in qualified employment positions in a healthy forest enterprise and net training and certifying costs. Use Form 332 to claim these tax credits.
- **Credit for Employing National Guard Members.** This credit is for employers who have an employee that is a member of the Arizona National Guard if the employee is placed on active duty. Use Form 333 to claim this tax credit.
- **Motion Picture Credits.** Motion picture production companies that produced motion pictures, commercials, music videos, or television series completely or partially in Arizona may claim a transferable income tax credit for production costs. To qualify, productions must have been preapproved by the Arizona Commerce Authority by December 31, 2010. Use Form 334 to claim this tax credit.
- **Credit for Corporate Contributions to School Tuition Organizations.** This credit is for corporations who make contributions to school tuition organizations which provide scholarships and tuition grants to children attending qualified nongovernmental schools. Use Form 335 to claim this tax credit.
- **Credit for Solar Energy Devices - Commercial and Industrial Applications.** This credit is available to taxpayers that install solar energy devices for commercial, industrial, or any other nonresidential purpose in the taxpayer’s trade or business located in Arizona. The taxpayer or an exempt organization may transfer the credit to a third party that either financed, installed, or manufactured the qualifying solar energy device. Use Form 336 to claim this tax credit.
- **Credit for Water Conservation System Plumbing Stub Outs.** The credit for water conservation system plumbing stub outs has expired. This credit may not be claimed for taxable years ending after December 31, 2011. However, any credit carryover established in calendar year 2011 and prior will be allowed for not more than five consecutive taxable years. Use Form 337 to figure any allowable credit carryover.
- **Credit for Corporate Contributions to School Tuition Organizations for Displaced Students or Students with Disabilities.** This tax credit is for corporations who make contributions to school tuition organizations that provide scholarships and tuition grants to qualifying children attending qualified nongovernmental schools. Use Form 341 to claim this tax credit.
- **Renewable Energy Production Tax Credit.** This tax credit is for taxpayers that produce electricity using qualified energy resources. Approval by the Department

of Revenue is required prior to claiming this tax credit. Use Form 343 to claim this tax credit.

- **Solar Liquid Fuel Credit.** This tax credit is for taxpayers that increase research activities related to solar liquid fuel. Additional credits will become available in 2016 for production and delivery system costs. Use Form 344 to claim this tax credit.
- **Credit for New Employment.** This tax credit is for taxpayers that have net increases in employment. The credit limit is administered by the Arizona Commerce Authority. Use Form 345 to claim this tax credit.
- **Additional Credit for Increased Research Activities for Basic Research Payments.** This tax credit is for taxpayers that make qualified basic research payments for research conducted in Arizona. Approval by the Department of Revenue is required prior to claiming this tax credit. Use Form 346 to claim this tax credit.
- **Credit for Qualified Health Insurance Plans.** This tax credit is for employers that provide qualified health insurance plans or contribute to health savings accounts for its employees who are Arizona residents. Use Form 347 to claim this tax credit.
- **Credit for Renewable Energy Investment and Production for Self-Consumption by Manufacturers.** This tax credit is for investment in new renewable energy facilities that produce energy for self-consumption using renewable energy resources if the power will be used primarily for manufacturing. Use Form 351 to claim this tax credit.

Complete the appropriate credit forms for each credit. Include the completed credit forms and Form 300 with the tax return.

Line 12 - Credit Type

Indicate which nonrefundable tax credits were claimed on line 11 by entering the applicable form number(s) in the space provided.

Nonrefundable Income Tax Credit	Form
Enterprise Zone Credit	304
Environmental Technology Facility Credit	305
Military Reuse Zone Credit	306
Credit for Increased Research Activities	308
Pollution Control Credit	315
Credit for Taxes Paid for Coal Consumed in Generating Electrical Power	318
Credit for Solar Hot Water Heater Plumbing Stub Outs and Electric Vehicle Recharge Outlets	319
Credit for Employment of TANF Recipients	320
Agricultural Pollution Control Equipment Credit	325
Credit for Donation of School Site	331
Credits for Healthy Forest Enterprises	332
Credit for Employing National Guard Members	333
Motion Picture Credits	334
Credit for Corporate Contributions to School Tuition Organizations	335
Credit for Solar Energy Devices - Commercial and Industrial Applications	336
Credit for Water Conservation System Plumbing Stub Outs	337
Credit for Corporate Contributions to School Tuition Organizations for Displaced Students or Students With Disabilities	341
Renewable Energy Production Tax Credit	343
Solar Liquid Fuel Credit	344

Nonrefundable Income Tax Credit	Form
Credit for New Employment	345
Additional Credit for Increased Research Activities for Basic Research Payments	346
Credit for Qualified Health Insurance Plans	347
Credit for Renewable Energy Investment and Production for Self-Consumption by Manufacturers	351

Line 13 - Arizona Tax Liability

Subtract line 11 from line 10. Line 13 cannot be a negative amount.

Tax Payments

Line 14 - Refundable Tax Credits

Check the box(es) marked 308, 342 and/or 349 to indicate which of these tax credits the taxpayer is claiming. Enter the total amount of the credits claimed on line 14.

Credit for Increased Research Activities. A portion of this tax credit is refundable for qualified taxpayers. The refund is limited to 75% of the excess credit, which is the current year's credit less the current year's tax liability, not to exceed the amount approved by the Arizona Commerce Authority. Include a copy of your "Certificate of Qualification" from the Arizona Commerce Authority and Form 308 with your return. Enter the amount from Form 308, Part 6, line 46.

Credit for Renewable Energy Industry. This tax credit is for expanding or locating qualified renewable energy operations in Arizona and is refundable in five equal annual installments. Pre-approval and post-approval are required through the Arizona Commerce Authority. Include a copy of your "Certification of Qualification" from the Arizona Commerce Authority and Form 342 with your tax return to claim this credit. Enter the amount from Form 342, Part 6, line 18.

Credit for Qualified Facilities. This tax credit is for expanding or locating a qualified facility in Arizona and is refundable in five equal installments. Pre-approval and post-approval are required through the Arizona Commerce Authority. Include a copy of your "Certification of Qualification" from the Arizona Commerce Authority and Form 349 with your tax return to claim this credit. Enter the amount from Form 349, Part 6, line 18.

If you are claiming more than one of the refundable tax credits, check the appropriate boxes and add the amounts from the credit forms together and enter the total on line 14, or use the worksheet below to figure the total amount to enter on line 14.

Refundable Credit Worksheet	
1. Enter the refundable credit from Form 308, Part 6, line 46.	
2. Enter the apportioned credit from Form 342, Part 6, line 18.	
3. Enter the apportioned credit from Form 349, Part 6, line 18.	
4. Add the amounts on lines 1, 2, and 3. Enter the total here and on Form 120, line 14.	

Line 15 - Extension Payment

Enter the amount of the extension payment made by check or money order with Form 120EXT or made over the Internet at www.AZTaxes.gov.

Line 16 - Estimated Tax Payments

Enter the total amount of estimated tax payments made during the taxable year (including the application of overpayment from 2013).

Line 17 - Total Payments

Add lines 14, 15 and 16. Enter the total.

NOTE FOR CLAIM OF RIGHT RESTORATION: *If the tax for the taxable year 2014 was computed under the provisions for a claim of right restoration, line 17 also includes the credit for the tax reduction for prior taxable year(s). See Arizona Corporate Tax Procedure CTP 95-3 for further information. Write "A.R.S. § 43-1130.01" and the total amount of the tax reduction for prior taxable year(s) in the space to the left of the total payment amount entered on line 17. The amount entered on line 17 is the total of lines 14, 15 and 16 and the tax reduction for prior taxable year(s). Include a schedule computing the tax reduction for the prior taxable year(s).*

Computation of Total Due or Overpayment

Line 18 - Balance of Tax Due

If the amount on line 13 is **larger** than the amount on line 17, there is a balance of tax due. Subtract line 17 from line 13 and enter the difference.

Line 19 - Overpayment of Tax

If the amount on line 17 is **larger** than the amount on line 13, there is an overpayment of tax. Subtract line 13 from line 17 and enter the difference.

Line 20 - Penalty and Interest

Calculate any penalty and interest due as a result of late filing, late payment of tax or extension underpayment of tax. Calculate interest on the amount shown on line 18 at the prevailing rate. The interest period is from the original due date of the return to the payment date. See the "Penalties and Interest" section on page 2 of these instructions.

Do not include or enter the amount from Form 220.

Line 21 - Estimated Tax Underpayment Penalty

The taxpayer does not have to complete Form 220, *Underpayment of Estimated Tax by Corporations*, if the taxpayer made its estimated tax payments based on either of the following methods:

- An amount equal to 90% of the current taxable year's tax liability (reduced by refundable tax credits and claim of right adjustments, if applicable), paid in four equal installments; or
- An amount equal to 100% of the taxpayer's tax liability (reduced by refundable tax credits and claim of right adjustments, if applicable) for the prior taxable year, paid in four equal installments.

The department will compute the estimated tax underpayment penalty based on either of these methods and notify the

taxpayer of any amount due. If the taxpayer elects to have the department compute the penalty, do not check box 21A or enter an amount on line 21.

The taxpayer must complete Form 220, even though no penalty is due, if it made its estimated tax payments based on any of the following methods:

- The annualized income installment method; or
- The adjusted seasonal installment method; or
- The taxpayer is a large corporation that computed its first required installment based on the taxpayer's tax liability for the prior taxable year.

Enter the total penalty from Form 220, Part C, line 37. Include the completed Form 220 with the return **and** check box 21A.

Line 22 - Total Due

If the taxpayer had a balance of tax due on line 18, add lines 18, 20, and 21, and enter the total on line 22. This is the total amount due. Payments can be made via check, electronic check, money order, or credit card.

Check or Money Order

Make checks payable to Arizona Department of Revenue. Include the taxpayer's EIN on the front of the check or money order. Include the check or money order with the return.

Internet Payments

Corporate taxpayers must be licensed by the department before they can register to pay taxes online. Visit www.AZTaxes.gov to register and make payments over the Internet.

Electronic payment from checking or savings account

Payments can be made electronically from a checking or savings account. Visit www.AZTaxes.gov and choose the e-check option. There is no fee to use this method. This payment method will debit the amount from the specified checking or savings account on the date specified. If an electronic payment is made from a checking or savings account, a confirmation number will be generated. Please keep this confirmation number as proof of payment.

Credit card payment

Payments can be made via American Express, Discover, MasterCard or VISA credit cards. Visit www.AZTaxes.gov and choose the credit card option. This will take you to the website of the credit card payment service provider. The service provider will charge a convenience fee based on the amount of the tax payment. The service provider will disclose the amount of the convenience fee during the transaction and the option to continue or cancel the transaction will be presented. If you accept the convenience fee and complete the credit card transaction, a confirmation number will be generated. Please keep this confirmation number as proof of payment.

Line 23 - Overpayment

If the taxpayer had an overpayment of tax on line 19, subtract the total of lines 20 and 21 from line 19. Enter a positive difference on line 23. This is the total overpayment. If the difference is negative, enter the difference as a positive number on line 22.

Line 24 - Overpayment Applied to Estimated Tax

The taxpayer may apply part or all of an overpayment reported on line 23 as a 2015 estimated tax payment. Enter the applicable amount on line 24.

Line 25 - Refund

Subtract line 24 from line 23 and enter the difference. This is the net refund amount.

Schedule A - Additions to Taxable Income

On lines A1 through A7 of Schedule A, enter all income taxable under Arizona law that is exempt for federal tax purposes. Also, enter all deductions allowed under federal law that are not allowed under Arizona law.

Line A1 - Total Federal Depreciation

Enter total amount of depreciation deducted on the federal return.

Line A2 - Taxes Based on Income

Enter the amount of taxes based on income paid to states (including Arizona), to foreign governments, or to their political subdivisions included in federal taxable income.

Line A3 - Interest on Obligations

Enter the amount of federally tax exempt interest income on obligations of any state or foreign government, or their political subdivisions (except Arizona).

All taxpayers, except financial institutions as defined in A.R.S. § 6-101, must reduce the amount of interest income by certain expenses. Reduce the amount of interest income by the amount of any interest on indebtedness and other related expenses incurred or continued to purchase or carry those obligations that were not otherwise deducted or subtracted in the computation of Arizona gross income.

Line A4 - Federal Special Deductions

Enter the special deductions claimed on the federal tax return for dividends received pursuant to IRC §§ 243, 244, and 245.

Line A5 - Federal Net Operating Loss

Enter the federal net operating loss deduction claimed on the federal tax return.

Line A6 - Additions Related to Arizona Tax Credits

Enter on line A6 the following additions to federal taxable income that are related to Arizona tax credits. Include a schedule detailing these additions.

A. Environmental Technology Facility Credit

- **Excess Federal Depreciation or Amortization**

Enter the excess of depreciation or amortization computed on the federal basis of the facility over depreciation or amortization computed on the Arizona adjusted basis of the facility. Make this adjustment for the facility for which the taxpayer claimed a tax credit under A.R.S. § 43-1169.

- **Excess in Federal Adjusted Basis**

Enter the amount by which the federal adjusted basis of the facility exceeds the Arizona adjusted basis of the facility. Make this adjustment if the facility or any

component of the facility for which the taxpayer claimed a tax credit under A.R.S. § 43-1169 was sold or otherwise disposed of during the taxable year.

B. Pollution Control Credit

• Excess Federal Depreciation or Amortization

Enter the excess of depreciation or amortization computed on the federal basis of the property over depreciation or amortization computed on the Arizona adjusted basis of the property. Make this adjustment for the property for which the taxpayer claimed a tax credit under A.R.S. § 43-1170.

• Excess in Federal Adjusted Basis

Enter the amount by which the federal adjusted basis of the property exceeds the Arizona adjusted basis of the property. Make this adjustment if the property for which the taxpayer claimed a tax credit under A.R.S. § 43-1170 was sold or otherwise disposed of during the taxable year.

C. Credit for Taxes Paid for Coal Consumed in Generating Electrical Power

Enter the amount of expenses deducted pursuant to the IRC for which the taxpayer claimed the credit for taxes paid for coal consumed in generating electrical power, in Arizona, under A.R.S. § 43-1178. The addition is required for the amount of Arizona transaction privilege taxes and Arizona use taxes included in the computation of federal taxable income for which a tax credit is claimed.

D. Credit for Solar Hot Water Heater Plumbing Stub Outs and Electric Vehicle Recharge Outlets

Enter the amount of expenses deducted in computing federal taxable income for the installation of solar hot water heater plumbing stub outs and electric vehicle recharge outlets for which the taxpayer claimed a tax credit under A.R.S. § 43-1176.

E. Credit for Employment of TANF Recipients

Enter the amount of wage expenses deducted pursuant to the Internal Revenue Code for which the taxpayer claimed a tax credit under A.R.S. § 43-1175.

F. Agricultural Pollution Control Equipment Credit

• Excess Federal Depreciation or Amortization

Enter the excess of depreciation or amortization computed on the federal basis of the property over depreciation or amortization computed on the Arizona adjusted basis of the property. Make this adjustment for the property for which the taxpayer claimed a tax credit under A.R.S. § 43-1170.01.

• Excess in Federal Adjusted Basis

Enter the amount by which the federal adjusted basis of the property exceeds the Arizona adjusted basis of the property. Make this adjustment if the property for which the taxpayer claimed a tax credit under A.R.S. § 43-1170.01 was sold or otherwise disposed of during the taxable year.

G. Credit for Donation of School Site

Enter the amount deducted pursuant to the Internal Revenue Code representing a donation of a school site for which the taxpayer claimed a tax credit for donation of school site under A.R.S. § 43-1181.

H. Motion Picture Credits

This credit is in lieu of any allowance for deduction of expenses related to the production or related to a transferred credit. Enter the amount of any such expenses that were deducted in computing federal taxable income for which a tax credit was claimed or transferred under former A.R.S. § 43-1163.

I. Credit for Corporate Contributions to School Tuition Organizations

Enter the amount deducted in computing federal taxable income as contributions for which a tax credit is claimed under A.R.S. § 43-1183.

J. Credit for Corporate Contributions to School Tuition Organizations for Displaced Students or Students With Disabilities

Enter the amount deducted in computing federal taxable income as contributions for which a tax credit is claimed under A.R.S. § 43-1184.

K. Credit for Qualified Health Insurance Plans

Enter the amount deducted in computing federal taxable income for health insurance premiums or contributions to a health savings account for which a tax credit is claimed under A.R.S. § 43-1185.

Line A7 - Other Additions to Federal Taxable Income

Enter on line A7 the following "other additions" to federal taxable income. Include a schedule detailing these additions.

A. Excess of Partner's Share of Partnership Taxable Income or Loss

Enter the excess of a partner's share of partnership taxable income included under A.R.S. §§ 43-1401 through 43-1413 over the partner's share of income reported under IRC § 702(a)(8). Enter the excess of a partner's share of partnership losses determined according to IRC § 702(a)(8) over the losses allowable under A.R.S. §§ 43-1401 through 43-1413.

Wholly Arizona partnership - If the amount on Form 165, Schedule K-1(NR), Part II, line 17, column (c), is positive, enter that amount here.

Multistate partnership or partnership with business activity conducted entirely outside Arizona - THE CORPORATION MUST FILE FORM 120.

B. Federal Exploration Expenses

Enter the amount of IRC § 617 exploration expenses in excess of \$75,000 and the amount of such expenses deferred not in excess of \$75,000.

C. Federal Amortization or Depreciation for Facilities and Equipment Amortized Under Arizona Law

Enter the amount of amortization or depreciation deducted pursuant to the Internal Revenue Code for the following:

- **Pollution Control Devices** - if the taxpayer made an election to amortize pursuant to A.R.S. § 43-1129.
- **Child Care Facilities** - if the taxpayer made an election to amortize pursuant to A.R.S. § 43-1130.

D. Expenses and Interest Relating to Income Not Taxed by Arizona

Enter expenses and interest relating to income not taxed by Arizona. Refer to A.R.S. § 43-961(5) or A.R.S. § 43-1121(4).

E. Claim of Right Adjustments

• **Amounts Repaid in Current Taxable Year**

Enter the amount of the deduction claimed under IRC § 1341(a)(4), for restoration of a substantial amount held under a claim of right, which was included in the computation of Arizona gross income.

• **Excess Federal Capital Loss Carryover Under a Claim of Right Restoration**

Enter the amount by which a capital loss carryover allowable pursuant to IRC § 1341(b)(5) exceeds the capital loss carryover allowable pursuant to A.R.S. § 43-1130.01(F).

F. Exclusion of Deduction for Original Issue Discount

Enter the amount of the federally deferred original issue discount previously taken as a deduction for Arizona as a result of Arizona not adopting the provisions of the federal American Recovery and Reinvestment Act of 2009. The taxpayer is required to add back this amount to prevent taking the deduction twice.

G. Domestic International Sales Corporations

Enter commissions, rentals, and other amounts paid or accrued to a Domestic International Sales Corporation (DISC) controlled by the payor corporation. Make this adjustment if the DISC does not have to report its taxable income to Arizona because its income is not derived from or attributable to sources within Arizona. "Control" means direct or indirect ownership or control of 50% or more of the voting stock of the DISC by the payor corporation.

No addition is required if the DISC transactions comply with the IRC § 994 inter-company pricing provisions.

Schedule B - Subtractions from Taxable Income

On lines B1 through B10 of Schedule B, enter all income which is exempt from Arizona tax which is taxable under federal law. Also, enter any deduction allowed under Arizona law which is not deductible for federal tax purposes.

Line B1 - Recalculated Arizona Depreciation

Enter the total amount of depreciation allowable pursuant to IRC § 167(a) for the taxable year calculated as if the taxpayer had elected not to claim bonus depreciation for eligible properties for federal purposes.

Line B2 - Basis Adjustment for Property Sold or Otherwise Disposed of During the Taxable Year

For taxable years beginning from and after December 31, 1999, taxpayers were required to add back all federal depreciation. Taxpayers who sold or otherwise disposed of property during this year may subtract any resulting

difference between federal and Arizona basis. Enter the amount of depreciation that has been allowed pursuant to IRC § 167(a) to the extent that the amount has not already reduced Arizona taxable income in the current or prior years. (Note: The practical effect of this is to allow a subtraction for the difference in basis for any asset for which bonus depreciation has been claimed on the federal return.)

Line B3 - Adjustment for IRC § 179 Expense Not Allowed

Enter the total of 20% of each addition made for IRC § 179 expense in 2010, 2011 and 2012.

Line B4 - Dividends from Controlled Domestic Corporations

Enter dividend income received from a domestic corporation owned or controlled, directly or indirectly, by the recipient corporation. "Control" means direct or indirect ownership or control of 50% or more of the voting stock of the payor corporation by the recipient corporation. Dividends shall have the meaning provided in IRC § 316.

NOTE: Do not include IRC § 78 dividend income on line B4.

Line B5 - Foreign Dividend Gross-up

Enter IRC § 78 ("gross-up") dividends.

Line B6 - Dividends from Foreign Corporations

Enter the dividend income received from foreign corporations as defined in A.R.S. § 43-1101(5).

Line B7 - Interest on U.S. Obligations

Enter the interest on U.S. obligations not taxed by Arizona, but subject to federal tax.

Line B8 - Agricultural Crops Contributed to Charitable Organizations

Enter the amount of the allowable subtraction for qualified crop contributions made during the taxable year to one or more Arizona tax exempt charitable organizations for use in Arizona. Refer to Arizona Individual Income Tax Procedure ITP 12-1 for information on how to determine if the contribution qualifies for the subtraction.

Line B9 - Expenses Related to Certain Federal Tax Credits

Enter the amount of wages or salaries paid or incurred by the taxpayer for the taxable year not deducted in the computation of Arizona gross income if the taxpayer received certain federal tax credits. The specific federal tax credits are: (1) the work opportunity credit, (2) the empowerment zone employment credit, (3) the credit for employer-paid social security taxes on employee cash tips, and (4) the Indian employment credit.

Line B10 - Other Subtractions from Federal Taxable Income

Enter on line B10 the following "other subtractions" from federal taxable income. Include a schedule detailing these subtractions.

A. Refunds of Taxes Based on Income

Enter any refunds from states (including Arizona) and from foreign governments or their political subdivisions included in federal taxable income.

B. Excess of Partner's Share of Partnership Income or Loss

Enter the excess of a partner's share of income included under IRC § 702(a)(8) over the income included under A.R.S. §§ 43-1401 through 43-1413. Enter the excess of a partner's share of partnership losses determined according to A.R.S. §§ 43-1401 through 43-1413, over the losses allowable under IRC § 702(a)(8).

Wholly Arizona partnership - If the amount on Form 165, Schedule K-1(NR), Part II, line 17, column (c), is negative, enter that amount here.

Multistate partnership or partnership with business activity conducted entirely outside Arizona - THE CORPORATION MUST FILE FORM 120.

C. Expense Recapture, Mine Explorations

Enter any expense recapture for mine exploration expenses included in income under federal law. Refer to IRC § 617.

D. Deferred Exploration Expenses

Arizona law allows a subtraction for exploration expenses added to Arizona gross income on line A7, item B (refer to A.R.S. § 43-1121(15)). The taxpayer claims the subtraction on a ratable basis as the units of produced ores or the minerals discovered or explored by reason of such expenditures are sold. Refer to A.A.C. R15-2D-305 for detailed information regarding additional requirements.

Treat property sold in the same manner and on the same basis as other property held for the production of income. Refer to A.R.S. § 43-1121(4) or to A.R.S. § 43-1122(3).

E. Exploration Expenses; Oil, Gas or Geothermal Resources

Enter exploration expenses related to exploration of oil, gas, or geothermal resources. Compute the expenses in the same manner and on the same basis as a deduction for mine exploration under IRC § 617. The computation is subject to certain adjustments shown above for line A7, item B, and line B11, items D and E. Refer to A.A.C. R15-2D-305 for detailed information regarding additional requirements.

F. Arizona Amortization of Facilities and Equipment

- **Pollution Control Devices**

Any taxpayer may choose to amortize the adjusted basis of any device, machinery, or equipment used for collection and control of the source of atmospheric and water pollutants and contaminants. The taxpayer may take the subtraction over a period of 60 months.

If a taxpayer chooses not to amortize pollution control devices over a period of 60 months, the taxpayer may take a deduction for depreciation computed under IRC § 167.

Refer to A.A.C. R15-2D-306 for detailed information regarding additional requirements.

- **Cost of Child Care Facilities**

Any taxpayer operating a childcare facility for profit may elect to subtract any expenditure made to purchase, construct, renovate, or remodel the facilities or equipment. The taxpayer may take the subtraction ratably over 60 months beginning with the month in which the taxpayer places the property in service.

Any taxpayer operating a childcare facility within Arizona, primarily for its employees' children, may elect to subtract expenditures made to acquire, construct, renovate, or remodel the facilities or equipment. The taxpayer may take the subtraction over a period of 24 months, beginning with the month in which the taxpayer places the property in service.

The amortization is in lieu of federal depreciation or amortization on the facilities.

Refer to A.A.C. R15-2D-307 for detailed information regarding additional requirements.

G. Interest on Federally Taxable Arizona Obligations Evidenced by Bonds

Enter the amount of interest income received on obligations of the State of Arizona, or any of its political subdivisions, evidenced by bonds, that is included in federal taxable income. Omit interest income received on obligations of the State of Arizona, or any of its political subdivisions, exempt from federal taxation and not included in Arizona gross income.

Corporations should not make this adjustment on the corporation's Arizona tax return for such income included in the corporate partner's share of partnership income (loss). The partnership makes this adjustment on Form 165. The adjustment to Arizona basis from Form 165, Schedule K-1(NR), Part II, line 17, already includes this adjustment.

H. Expenses and Interest Relating to Tax Exempt Income

Enter expenses and interest relating to tax exempt income disallowed pursuant to IRC § 265 in the computation of Arizona gross income. Effective for taxable years beginning from and after December 31, 1996, this subtraction applies only to financial institutions as defined in A.R.S. § 6-101.

I. Employer Contributions to Medical Savings Accounts

Enter the amount of contributions made by the taxpayer during the taxable year to medical savings accounts established on behalf of the taxpayer's employees as provided by A.R.S. § 43-1028. The subtraction is allowed for such contributions to the extent that the contributions are not deductible by the taxpayer under the IRC.

J. Claim of Right Adjustment

Enter the amount by which an Arizona capital loss carryover allowable pursuant to A.R.S. § 43-1130.01(F), exceeds the federal capital loss carryover allowable pursuant to IRC § 1341(b)(5).

K. Deferred Deduction for Original Issue Discount

Enter the subtraction to income resulting from Arizona not adopting the federal deferral of deduction for original issue discount issued in debt-for-debt exchanges elected by the taxpayer under IRC § 108(i). In those years when the IRC permits this deduction, "other additions" will include an addition to income to prevent the taxpayer from taking the deduction twice.

L. Inclusion of Discharge of Indebtedness Income

If the taxpayer included the discharge of indebtedness income in Arizona income in the year deferred federally (2009 or 2010), then when the income is included federally, the taxpayer is allowed a subtraction to avoid the income being taxed twice. Enter the amount of the federal inclusion.

M. Dividends from DISC

Enter any income from a Domestic International Sales Corporation (DISC) which federal law requires its shareholders to include in income. Refer to IRC § 995.

Schedule C - Additional Information

Complete lines C1 through C6. Continue the answers on a separate sheet of paper if the answers are lengthy.

Line C3: List the name, title and telephone number of the individual who Department of Revenue employees may contact to schedule an audit of this return. Confidential information may be disclosed to a principal officer, any person designated by a principal officer, any person designated in a resolution by the corporate board of directors or other similar governing body, or to an individual designated as an authorized representative in a valid power of attorney. IF THIS INDIVIDUAL IS NOT A PRINCIPAL OFFICER, OR IS NOT DESIGNATED AS AN AUTHORIZED REPRESENTATIVE IN A VALID POWER OF ATTORNEY, THE TAXPAYER UNDERSTANDS AND AGREES THAT CONFIDENTIAL INFORMATION MAY BE DISCLOSED TO THIS INDIVIDUAL.

Certification

One or more of the following officers (president, treasurer, or any other principal officer) must sign the return.

Paid preparers: Sign and date the return. Complete the firm name and address lines (the preparer's name and address, if self-employed). Enter the preparer's TIN, which is the firm's EIN or the individual preparer's social security number.

THIS PAGE INTENTIONALLY LEFT BLANK

To ensure proper application of this payment, this form must be completed in its entirety.

For the calendar year 2015 or fiscal year beginning MM,DD,2015 and ending MM,DD,20YY.

1 Name of Firm – exactly as it will appear on the return	Employer Identification Number (EIN)
2 Address – number and street or PO Box	Business Phone Number (with area code)
2 Address – continued	REVENUE USE ONLY. DO NOT MARK IN THIS AREA 88
3 City State ZIP Code	
<input type="checkbox"/> Check if this is the first tax return filed under this name and EIN. <input type="checkbox"/> Check if name and/or address has changed. <input type="checkbox"/> Check if EIN has changed. List prior number: _____	
1 The enclosed amount is payment number: _____	
2 Payment: Round estimated payment to a whole dollar (no cents). Enter the amount of payment enclosed \$ 00	
<input checked="" type="checkbox"/> Make check payable to Arizona Department of Revenue. <input checked="" type="checkbox"/> Include EIN on payment. <input checked="" type="checkbox"/> Mail to Arizona Department of Revenue, PO Box 29085, Phoenix, AZ 85038-9085.	

81 PM	80 RCVD
--------------	----------------

General Instructions

Obtain additional information or assistance by calling one of the numbers listed below:

Phoenix..... (602) 255-3381
 From area codes 520 and 928, toll-free (800) 352-4090

Obtain tax rulings, tax procedures, tax forms and instructions, and other tax information by accessing the department's website at www.azdor.gov.

Who Should Use Form 120ES

This form should be used by entities filing Forms 99T, 120, 120A, and 120S that are required to make Arizona estimated tax payments. Payments can be made via check, electronic check, money order, or credit card. The taxpayer should not use Form 120ES if the taxpayer makes its required installments of estimated tax by electronic funds transfer (EFT) or over the internet. Visit www.AZTaxes.gov to register and make payments via the internet.

S corporations and partnerships must use Form 140ES to make voluntary estimated tax payments on a composite basis on behalf of nonresident individual shareholders or nonresident individual partners participating in the filing of a composite return on Form 140NR.

Refer to Arizona Individual Income Tax Ruling ITR 13-2 for additional information regarding composite returns.

Estimated Tax Payments by Electronic Funds Transfer

Refer to A.R.S. § 42-1129 and the related Arizona Administrative Code rules (A.A.C. R15-10-301 through R15-10-307) for detailed information regarding electronic funds transfer.

Taxpayers whose Arizona corporate income tax liability for the preceding taxable year was \$20,000 or more must make Arizona corporate estimated tax payments via the electronic funds transfer program. **If the taxpayer makes its estimated tax payments by electronic funds transfer (EFT), the taxpayer should not submit Form 120ES to the department.**

NOTE: Taxpayers required to make corporate estimated payments via EFT that fail to do so will be subject to a penalty of 5% of the amount of the payment not made by EFT. See A.R.S. § 42-1125(O).

Taxpayers required to make estimated tax payments via electronic funds transfer must complete the department's electronic funds transfer authorization agreement at least 30 days prior to initiation of the first applicable transaction.

Taxpayers whose Arizona corporate income tax liability for the preceding taxable year was less than \$20,000 may elect voluntary participation in the electronic funds transfer program. Voluntary participants in the program must complete the department's electronic funds transfer authorization agreement at least 30 days prior to the first applicable transaction.

Estimated Tax Payments via the Internet

Taxpayers must be licensed by the Department of Revenue before they can register to pay taxes online. Visit www.AZTaxes.gov to register and make estimated tax payments over the internet. **If the taxpayer makes its estimated tax payments via the internet, the taxpayer should not submit Form 120ES to the department.**

Electronic payment from checking or savings account

Estimated tax payments can be made electronically from a checking or savings account. Visit www.AZTaxes.gov and choose the e-check option. There is no fee to use this method. This payment method will debit the amount from the specified checking or savings account on the date specified. If an electronic payment is made from a checking or savings account, a confirmation number will be generated. Please keep this confirmation number as proof of payment.

Credit card payment

Estimated tax payments can be made via American Express, Discover, MasterCard or VISA credit cards. Visit www.AZTaxes.gov and choose the credit card option. This will take you to the web site of the credit card payment service provider. The service provider will charge a convenience fee based on the amount of the tax payment. The service provider will disclose the amount of the convenience fee during the transaction and the option to continue or cancel the transaction will be presented. If you accept the convenience fee and complete the credit card transaction, a confirmation number will be generated. Please keep this confirmation number as proof of payment.

Who is Required to Make Estimated Tax Payments

Entities filing Forms 99T, 120, 120A, and 120S that expect an Arizona tax liability for the taxable year of at least \$1,000 are required to make Arizona estimated tax payments.

A unitary group of corporations filing a combined return on Form 120 must make estimated tax payments on a combined basis. Therefore, a unitary group, as a single taxpayer, must make estimated tax payments if its Arizona tax liability for the taxable year is at least \$1,000.

An Arizona affiliated group filing a consolidated return pursuant to A.R.S. § 43-947 on Form 120 must make estimated tax payments on a consolidated basis. Therefore, an Arizona affiliated group, as a single taxpayer, must make estimated tax payments if its Arizona tax liability for the taxable year is at least \$1,000.

When to Make Estimated Tax Payments

Calendar year and fiscal year basis taxpayers are required to make their Arizona corporate estimated tax payments by the 15th day of the 4th, 6th, 9th, and 12th months of the taxable year. If the installment due date falls on a weekend or legal holiday, the payment is considered timely if made on the next business day.

Computation of Required Installments of Estimated Tax on Form 120W

Taxpayers should use Form 120W, *Estimated Tax Worksheet for Corporations*, to compute the amount of the required installments of estimated tax.

Underpayment of Required Installments of Estimated Tax

If the taxpayer is required to make Arizona corporate estimated tax payments, a penalty will be imposed on any required installment that is late or underpaid.

Recomputing Required Installments of Estimated Tax

If the taxpayer, after paying one or more required installments of estimated tax, finds that its tax liability for the taxable year will be more or less than originally estimated, the taxpayer should recompute its required installments. If earlier installments were underpaid, the taxpayer may be subject to a penalty for underpayment of estimated tax.

If a new estimate is made, the required installments payable on or after the date of the new estimate should be adjusted. An immediate "catch-up" payment should be made to reduce the amount of any penalty resulting from the underpayment of any earlier installments, whether caused by a change in estimate, failure to make a payment, or a mistake.

Completing Form 120ES

Complete the form in its entirety to ensure the proper application of the estimated tax payment.

Enter the following information on Form 120ES:

- the period covered by the taxable year;
- sequence number of the estimated tax payment;
- taxpayer name, address and employer identification number (EIN) as it will appear on the tax return. If the taxpayer has a foreign address, enter the information in the following order: city, province or state, and country. Follow the country's practice for entering the postal code. **Do not abbreviate the country's name;**
- amount of the estimated tax payment (in whole dollars).

Check the applicable box on the form if the estimated tax payment applies to a taxable year for which:

- The taxpayer will file an initial return under the name and EIN listed; or
- The name and/or address listed is different from the name and/or address under which the preceding taxable year's return was filed; and/or
- The EIN listed is different from the EIN under which the preceding taxable year's return was filed. If the EIN has changed, list the prior EIN.

Rounding Dollar Amounts

Taxpayers must round amounts to the nearest whole dollar. If 50 cents or more, round up to the next dollar. If less than 50 cents, round down.

S corporations and Partnerships: Use Form 204 to request an extension of time to file a composite return for nonresident individual shareholders or nonresident individual partners on Form 140NR.

For the calendar year 2014 or fiscal year beginning MM,DD,2014 and ending MM,DD,20YY.

Name			Employer Identification Number (EIN)	
Address – number and street or PO Box			Business Telephone Number (with area code)	
City, Town or Post Office	State	ZIP Code	REVENUE USE ONLY. DO NOT MARK IN THIS AREA.	
			88	
a <input type="checkbox"/> Check if this is the first tax return filed under this name and EIN. b <input type="checkbox"/> Check if name and/or address has changed. c <input type="checkbox"/> Check if EIN has changed. List prior number: _____				
			81 PM	66 RCVD
Check type of return to be filed: <input type="checkbox"/> 120 <input type="checkbox"/> 120A <input type="checkbox"/> 120S <input type="checkbox"/> 99T <input type="checkbox"/> 99 <input type="checkbox"/> 165				

All applications for an extension of time to file **must be postmarked on or before the original due date of the return**, unless the original due date falls on Saturday, Sunday, or a legal holiday. In that case, the application must be postmarked on or before the business day following such Saturday, Sunday, or legal holiday.

An Arizona extension cannot be granted for more than six months beyond the original due date of the return. Arizona will accept a valid federal extension for the same period of time covered by the federal extension. **The federal extension for partnerships is five months.**

CHECK ONE BOX:	Extension Date	Taxable Year Ending
<input type="checkbox"/> Form 120, Form 120A, Form 120S, Form 99T, Form 99: This is a request for an automatic six-month extension until.....	M,M,D,D,Y,Y,Y,Y	M,M,D,D,Y,Y,Y,Y
<input type="checkbox"/> Form 165 only: This is a request for an automatic five-month extension until.....	M,M,D,D,Y,Y,Y,Y	M,M,D,D,Y,Y,Y,Y
<input type="checkbox"/> A federal extension will be used to file this tax return. This form is being used to transmit the Arizona extension payment.		

EXTENSION PAYMENT COMPUTATION (Forms 120, 120A, 120S and 99T only)		
1 Tax liability for the taxable year: See instructions	1	00
2 Less estimated tax payments	2	00
3 Balance of Tax: Line 1 less line 2.....	3	00
4 Enter amount of extension payment made electronically	4	00
5 Enter amount of payment enclosed with this extension..... PAYMENT ENCLOSED ►	5	00
<ul style="list-style-type: none"> • Make check payable to Arizona Department of Revenue and include EIN on payment. • Mail application and payment to: Arizona Department of Revenue, PO Box 29085, Phoenix, AZ 85038-9085. • Mail application without payment to: Arizona Department of Revenue, PO Box 29079, Phoenix, AZ 85038-9079. 		

The taxpayer will be liable for the extension underpayment penalty if at least 90 percent of the tax liability disclosed by the return has not been paid by the original due date of the return. Taxpayers subject to the extension underpayment penalty are not subject to the late payment penalty prescribed by A.R.S. § 42-1125(D). Interest accrues on any additional tax due from the original due date of the return until paid.

Declaration	Under penalties of perjury, I declare that I have examined this form, including accompanying schedules and statements, and to the best of my knowledge and belief, it is true, correct, and complete; and that I am authorized to prepare this form.		
Please Sign Here	SIGNATURE OF OFFICER OR AGENT	DATE	TITLE
	PRINTED NAME	BUSINESS PHONE (with area code)	AGENT'S TIN

THIS PAGE INTENTIONALLY LEFT BLANK

Obtain additional information or assistance by calling one of the numbers listed below:

Phoenix (602) 255-3381
From area codes 520 and 928, toll-free (800) 352-4090

Obtain tax rulings, tax procedures, tax forms and instructions, and other tax information by accessing the department's website at www.azdor.gov.

General Instructions

Use of Form

- **Use Form 120EXT only to apply for an extension of time to file Forms 120, 120A, 120S, 99T, 99, and 165.**
- *Nonprofit medical marijuana dispensary organized or taxed as an S corporation:* File one Form 120EXT to apply for an Arizona extension to file Form 99. File a second Form 120EXT to apply for an Arizona extension of time to file Form 120S. A valid federal extension may be used to file Form 120S, but cannot be used to file Form 99. No extension payment is due.
- *Nonprofit medical marijuana dispensary organized or taxed as a partnership:* File one Form 120EXT to apply for an Arizona extension to file Form 99. File a second Form 120EXT to apply for an Arizona extension of time to file Form 165. A valid federal extension may be used to file Form 165, but cannot be used to file Form 99.
- *Form 120S and Form 165 filers:* Use Form 204 to apply for an extension of time to file a composite return for nonresident individual shareholders or nonresident individual partners on Form 140NR.
- The department may grant an automatic Arizona extension if: (a) the taxpayer pays at least 90% of the tax liability by the original due date of the return, and (b) Form 120EXT is postmarked or received by the original due date of the return. The extension application will be denied if the extension application is postmarked after the original due date of the return. A copy of Form 120EXT will be returned to the taxpayer only if the extension application is denied.

NOTE: *The automatic extension for partnerships filing Form 165 is five months. Refer to Arizona Partnership Tax Ruling PTR 09-1.*

- The taxpayer must use Form 120EXT to remit an extension payment via check or money order, whether the taxpayer uses a valid federal extension or requests an Arizona extension. Internet payments can be made by electronic check or credit card at www.AZTaxes.gov and do not require the filing of this form, unless the taxpayer is requesting an Arizona extension.
- Form 120EXT or a valid federal extension provides an extension of time to file, but does not provide an extension of time to pay.

Acceptance of Federal Extension

Generally, the taxpayer can use a valid federal extension rather than applying for an Arizona extension. The taxpayer must pay at least 90% of the tax liability by the original due date of the return. Refer to the instructions for line 1 (extension payment computation) for further information on the payment amount. A taxpayer that uses a federal extension of time to file must use Form 120EXT to remit an extension payment via check or money order. Mail Form 120EXT and the extension payment to the payment address shown on the form.

NOTE: *Federal extensions are valid for a period of time (i.e. three, five or six months) and extend an original Arizona due date by the same period of time. In some cases, the Arizona extended due date will take place after the federal extended due date.*

Tax Return Original Due Dates

Form 99:

15th day of **fifth** month following close of taxable year.

Form 99T:

15th day of **fifth** month following close of taxable year.

Form 120:

15th day of **fourth** month following close of taxable year.

Form 120A:

15th day of **fourth** month following close of taxable year.

Form 120S:

15th day of **third** month following close of taxable year.

Form 165:

15th day of **fourth** month following close of taxable year.

Penalties and Interest

A. Late Filing Penalty. A return filed after the original due date is subject to the late filing penalty unless the taxpayer has a valid federal or Arizona extension. A return filed after its extended due date is also subject to the late filing penalty. The late filing penalty is 4.5% (.045) of the amount of tax required to be shown on the return. "Amount of tax required to be shown on the return" is the amount of tax imposed less the amount of any part of the tax paid on or before the beginning of the month and the amount of any credit against the tax which may be claimed on the return. The penalty period is each month or fraction of a month between the due date of the return and the date the taxpayer filed the return. The maximum penalty is 25% of the tax found to be remaining due.

B. Extension Underpayment Penalty. The taxpayer must pay at least 90% of the tax liability disclosed by its return on or before the original due date of the return. The department imposes the extension underpayment penalty on any late or underpaid extension payments. The extension underpayment penalty is 0.5% (.005) of the tax not paid. The penalty period is each 30 day period or fraction thereof between the original due date of the return and the date the taxpayer paid the tax. The maximum penalty is 25% of the unpaid tax. Taxpayers subject to

the extension underpayment penalty are not subject to the late payment penalty prescribed under Arizona Revised Statutes § 42-1125(D).

C. Late Payment Penalty. The department imposes the late payment penalty on any amount shown as tax on a return that is not paid by the date prescribed for its payment. "Amount of tax shown on the return" is the amount of tax imposed shown on the return less the amount of any part of the tax paid on or before the beginning of the month and the amount of any credit against the tax which may be claimed on the return. The late payment penalty is 0.5% (.005) of the unpaid tax for each month or fraction of a month that the tax remains unpaid, not to exceed 10% of the unpaid tax.

NOTE: *If more than one of the penalties described in A, B, or C apply, the maximum combined penalty is 25%.*

Refer to Arizona Corporate Income Tax Ruling CTR 09-1 regarding the application of penalties to returns filed under extension.

D. Information Return Penalty. An information return that is incomplete or filed after its due date (including extensions) is subject to a \$100 penalty for each month, or fraction of a month, that the failure continues, up to a maximum penalty of \$500. This applies to Form 99 and Form 165. It also applies to Form 120S when no tax liability is due.

E. Interest. The department assesses interest on any portion of the tax, whether determined by the department or the taxpayer, not paid by the date prescribed for its payment. The department applies interest, compounded annually, in the same manner and at the same times as prescribed by Internal Revenue Code (IRC) § 6621 with the following exception.
Exception: The Arizona rate of interest for both underpayments and overpayments *for all taxpayers* is the federal underpayment rate under IRC § 6621(a)(2) [the federal short-term rate, determined pursuant to IRC § 6621(b), plus three percentage points]. On January 1 of each year, the department adds any interest outstanding as of that date to the principal amount of the tax. It is then a part of the principal amount of the tax and accrues interest until paid.

Rounding Dollar Amounts

Taxpayers must round amounts to the nearest whole dollar. If 50 cents or more, round up to the next dollar. If less than 50 cents, round down.

Specific Instructions

Type or print the required information in the name, address, and information boxes on the top of Form 120EXT. If the taxpayer has a foreign address, enter the information in the following order: city, province or state, and country. Follow the country's practice for entering the postal code. **Do not abbreviate the country's name.** Indicate whether the taxable year is a calendar year or a fiscal year; if a fiscal year, indicate the taxable year on the top of the form.

All returns, statements, and other documents filed with the department require the corporation's employer identification number (taxpayer identification number or TIN). Taxpayers that fail to include their TIN may be subject to a penalty.

**Extension Payment Computation
(Form 99T, 120, 120A, and 120S filers only)**

NOTE: *Refer to the tax form and its instructions for information regarding the computation of the tax liability (including the \$50 minimum tax).*

Line 1 -

Form 120 filers: Begin the tax liability computation on page 1, line 16 of the 2014 Form 120. The amount entered on Form 120EXT, line 1, should equal the amount computed for the 2014 Form 120, page 1, line 21, less the amount computed for line 22. Reduce this amount by the claim of right adjustments, if applicable. If the amount is less than zero, enter zero.

Form 120A filers: Begin the tax liability computation on page 1, line 8 of the 2014 Form 120A. The amount entered on Form 120EXT, line 1, should equal the amount computed for the 2014 Form 120A, page 1, line 13, less the amount computed for line 14. Reduce this amount by the claim of right adjustments, if applicable. If the amount is less than zero, enter zero.

Form 120S filers: The S corporation itself is subject to tax (including the \$50 minimum tax) *only* if it has income or (loss) subject to tax at the corporate level on the federal Form 1120-S. Income subject to tax is excess net passive income, capital gains, or certain built-in gains, reported on Form 120S, page 1, lines 2 and 3. Begin the tax liability computation on page 1, line 12 of the 2014 Form 120S. The amount entered on Form 120EXT, line 1, should equal the amount computed for the 2014 Form 120S, page 1, line 17, less the amount computed for line 18. If the amount is less than zero, enter zero.

Form 99T filers: Begin the tax liability computation on page 1, line 6 of the 2014 Form 99T. The amount entered on Form 120EXT, line 1, should equal the amount computed for the 2014 Form 99T, page 1, line 11, less the amount computed for line 12. If the amount is less than zero, enter zero.

Line 4 -

If the extension payment is made electronically, enter the amount here on line 4.

Line 5 -

Form 120, 120A, 120S and 99T filers: The taxpayer must pay at least 90% of its tax liability by the original due date of the return. If the estimated tax payments reported on line 2 are less than 90% of the amount on line 1, the taxpayer must make an extension payment. Payments can be made via check, electronic check, money order, or credit card. Enter the amount of payment enclosed with this extension on line 5.

Check or Money Order

Make checks payable to Arizona Department of Revenue. Include the taxpayer's EIN on the front of the check or money order. Include the check or money order with the extension request.

Internet Payments

Corporate taxpayers must be licensed by the department before they can register to pay taxes online. Visit www.AZTaxes.gov to register and make payments over the Internet.

Electronic payment from checking or savings account

Payments can be made electronically from a checking or savings account. Visit www.AZTaxes.gov and choose the e-check option. There is no fee to use this method. This payment method will debit the amount from the specified checking or savings account on the date specified. If an electronic payment is made from a checking or savings account, a confirmation number will be generated. Please keep this confirmation number as proof of payment.

Credit card payment

Payments can be made via American Express, Discover, MasterCard or VISA credit cards. Visit www.AZTaxes.gov and choose the credit card option. This will take you to the website of the credit card payment service provider. The service provider will charge a convenience fee based on the amount of the tax payment. The service provider will disclose the amount of the convenience fee during the transaction and the option to continue or cancel the transaction will be presented. If you accept the convenience fee and complete the credit card transaction, a confirmation number will be generated. Please keep this confirmation number as proof of payment.

Who May Sign Form 120EXT

The person authorized to sign Form 120EXT may be:

- a duly authorized agent holding a power of attorney;
- a principal officer of the organization for Form 99 and Form 99T filers;
- a principal officer of the corporation for Form 120, 120A, and 120S filers; and
- a general partner authorized to file the partnership return for Form 165 filers.

Mailing Arizona Extension Requests

If you are including a payment with the Arizona extension request, mail the request and payment to:

Arizona Department of Revenue
PO Box 29085
Phoenix, AZ 85038-9085

If you are mailing the request without including a payment (because no payment is due or the payment was made electronically), mail the request to:

Arizona Department of Revenue
PO Box 29079
Phoenix, AZ 85038-9079

The extension request must be postmarked by the original due date of the return. Mark "Extension Request" on the envelope. No copy will be returned to the taxpayer unless the request is denied. Keep a copy of Form 120EXT for the taxpayer's records.

THIS PAGE INTENTIONALLY LEFT BLANK

For the calendar year 2014 or fiscal year beginning MM, DD, DD 2, 0, 1, 4 and ending MM, DD, DD 2, 0, Y, Y.

Business Telephone Number (with area code)	Name	CHECK ONE: <input type="checkbox"/> Original <input type="checkbox"/> Amended
	Address – number and street or PO Box	Employer Identification Number (EIN)
Business Activity Code (from federal Form 1120-S)	City, Town or Post Office	State ZIP Code

- 68** Check box if: This is a first return Name change Address change
- A ARIZONA apportionment for multistate S corporations only (check one box):
 AIR Carrier STANDARD ENHANCED
- B Check this box to elect to be treated as a multistate service provider, if qualified (include Schedule MSP). Indicate year of election..... Yr 1 Yr 2 Yr 3 Yr 4 Yr 5
- C Is this the S corporation's final Arizona return under this EIN?..... Yes No
 If "Yes", check one: Dissolved Withdrawn Merged/Reorganized
 List EIN of the successor corporation, if any
- D Does the S corporation conduct business within and without Arizona?..... Yes No
- E Will a composite return be filed on Form 140NR?..... Yes No
- F Total number of nonresident individual shareholders
- G Total number of resident and part-year resident individual shareholders ...
- H Total number of entity shareholders (See instructions, page 3).....
- Nonprofit Medical Marijuana Dispensary (NMMD) only** (see instructions, page 4):
- I NMMD Registry Identification Number (include a copy of the dispensary's federal return):

CHECK BOX IF return filed under extension:
 82 82F

REVENUE USE ONLY. DO NOT MARK IN THIS AREA.
 88

81 PM 66 RCVD

1 TOTAL DISTRIBUTIVE INCOME (LOSS) from federal Form 1120-S, Schedule K.....	1	00	
Complete lines 2-12 only if the S corporation has excess net passive income or capital gains/built-in gains. An S corporation that is not required to complete lines 2-12 must complete lines 13-25 if the S corporation has a tax liability from the recapture of tax credits.			
2 Excess net passive income	2	00	
3 Capital gains/built-in gains.....	3	00	
4 Total federal income subject to corporate income tax: Add lines 2 and 3. WHOLLY ARIZONA S CORPORATIONS GO TO LINE 11.	4	00	
5 Nonapportionable or allocable income: Include schedule. MULTISTATE S CORPORATIONS ONLY	5	00	
6 Apportionable income: Subtract line 5 from line 4. MULTISTATE S CORPORATIONS ONLY	6	00	
7 Arizona apportionment ratio from Schedule A or Schedule ACA.....	7	.	
8 Income apportioned to Arizona: Line 6 multiplied by line 7. MULTISTATE S CORPORATIONS ONLY	8	00	
9 Other income allocated to Arizona: Include schedule. MULTISTATE S CORPORATIONS ONLY.....	9	00	
10 Total income attributable to Arizona: Add lines 8 and 9	10	00	
11 Net income subject to Arizona corporate income tax: WHOLLY ARIZONA S CORPORATIONS: ENTER THE AMOUNT FROM LINE 4. MULTISTATE S CORPORATIONS: ENTER THE AMOUNT FROM LINE 10.....	11	00	
12 Enter tax: See instructions before completing this line.....	12	00	
13 Tax from recapture of tax credits from Arizona Form 300, Part 2, line 31.....	13	00	
14 Subtotal: Add lines 12 and 13	14	00	
15 Nonrefundable tax credits from Arizona Form 300, Part 2, line 56.....	15	00	
16 Credit type: Enter form number for each nonrefundable credit used: <input checked="" type="checkbox"/> 16 <input type="checkbox"/> 3 <input type="checkbox"/> 3 <input type="checkbox"/> 3 <input type="checkbox"/> 3			
17 Tax liability: Subtract line 15 from line 14.....	17	00	
18 Refundable tax credits: Check box(es) and enter amount. <input checked="" type="checkbox"/> 18 <input type="checkbox"/> 308 <input type="checkbox"/> 342 <input type="checkbox"/> 349	18	00	
19 Extension payment made with Form 120EXT or online: See instructions	19	00	
20 Estimated tax payments: See instructions.....	20	00	
21 Total payments: Add lines 18 through 20. For amended returns, see instructions	21	00	
22 Balance of tax due: If line 17 is larger than line 21, enter balance of tax due. Skip line 23.....	22	00	
23 Overpayment of tax: If line 21 is larger than line 17, enter overpayment of tax.....	23	00	
24 Penalty and interest.....	24	00	
25 Estimated tax underpayment penalty. If Form 220 is included, check box 25A <input type="checkbox"/>	25	00	
26 Information return penalty: See instructions	26	00	
27 TOTAL DUE: See instructionsNon-EFT payment must accompany return	27	00	
28 OVERPAYMENT: See instructions.....	28	00	
29 Amount of line 28 to be applied to 2015 estimated tax.....	29	00	
30 Amount to be refunded: Subtract line 29 from line 28	30	00	

Name (as shown on page 1)	EIN
---------------------------	-----

SCHEDULE A Apportionment Formula (Multistate S Corporations Only)

IMPORTANT: Qualifying air carriers must use Arizona Schedule ACA. Qualifying multistate service providers must include Arizona Schedule MSP. See instructions, pages 8 through 10.

A1 Property Factor

Value of real and tangible personal property (by averaging the value of owned property at the beginning and end of the tax period; rented property at capitalized value).

a Owned property (at original cost):

- Inventories.....
- Depreciable assets: (do not include construction in progress)....
- Land
- Other assets (describe): _____
- Less: Nonbusiness property (if included in above totals).....

Total of section a

b Rented property (capitalize at 8 times net rental paid).....

c Total owned and rented property (section a total plus section b).

d Weight AZ property: (STANDARD uses $\times 1$; ENHANCED uses $\times 7.5$)

e Property factor (for column A, multiply line c by line d; for column B, enter amount from line c)

A2 Payroll Factor

a Total wages, salaries, commissions and other compensation paid to employees (per federal Form 1120-S or payroll reports)..

b Weight AZ payroll: (STANDARD uses $\times 1$; ENHANCED uses $\times 7.5$)...

c Payroll factor (for column A, multiply line a by line b; for column B, enter amount from line a).....

A3 Sales Factor

a Sales delivered or shipped to Arizona purchasers

b Sales of services **for qualifying multistate service providers only** (include Schedule MSP)

c Other gross receipts

d Total sales and other gross receipts.....

e Weight AZ sales: (STANDARD uses $\times 2$; ENHANCED uses $\times 85$)

f Sales factor (for column A, multiply line d by line e; for column B, enter the amount from line d).....

COLUMN A Total Within Arizona Round to nearest dollar.	COLUMN B Total Everywhere Round to nearest dollar.	COLUMN C Ratio Within Arizona A ÷ B
$\times 1$ OR $\times 7.5$		•
		•
$\times 2$ OR $\times 85.0$		•
		•
		•
		•

A4 Total Ratio: Add lines A1e, A2c, and A3f, in column C.....

A5 Average Apportionment Ratio: Divide line A4, column C, by the denominator (STANDARD divides by four (4); ENHANCED divides by one hundred (100)). Enter the quotient in column C, and on page 1, line 7

SCHEDULE B Other Information

B1 Date business began in Arizona or date income was first derived from Arizona sources: M|_|M|_|D|_|Y|_|Y|_|Y|_|Y|_|

B2 Address at which tax records are located for audit purposes:

Number/Street: _____
 City: _____ State: _____ ZIP Code: _____

B3 The taxpayer designates the individual listed below as the person to contact to schedule an audit of this return and authorizes the disclosure of confidential information to this individual. (See instructions, page 10.)

Name: _____ Phone Number: _____
 Title: _____ (Area Code)

B4 List prior taxable years for which a federal examination has been finalized:

NOTE: A.R.S. § 43-327 requires the taxpayer, within ninety days after final determination, to report these changes under separate cover to the Arizona Department of Revenue or to file amended returns reporting these changes. (See instructions, page 1.)

B5 Amount of net income subject to Arizona corporate income tax for prior taxable year (2013 Form 120S, line 11.) \$ 00

B6 Indicate tax accounting method: Cash Accrual Other (Specify method.) _____

PLEASE BE SURE TO SIGN THE RETURN ON PAGE 3.

Name (as shown on page 1)	EIN
---------------------------	-----

SCHEDULE C Shareholder Information

Prepare a schedule that lists each shareholder's name, address, taxpayer identification number, and pro rata share of the amount shown on line 1. Label the listing as "Schedule C: Shareholder Information" and include the schedule immediately after page 3 of Form 120S.

Declaration	The following declaration must be signed by one or more of the following officers: president, treasurer, or any other principal officer.		
Under penalties of perjury, I(we), the undersigned officer(s) authorized to sign this return, declare that I(we) have examined this return, including the accompanying schedules and statements, and to the best of my(our) knowledge and belief, it is a true, correct and complete return, made in good faith, for the taxable year stated pursuant to the income tax laws of the State of Arizona.			
Please Sign Here	_____ OFFICER'S SIGNATURE	_____ DATE	_____ TITLE
	_____ OFFICER'S SIGNATURE	_____ DATE	_____ TITLE
Paid Preparer's Use Only	_____ PAID PREPARER'S SIGNATURE	_____ DATE	_____ PAID PREPARER'S PTIN
	_____ FIRM'S NAME (OR PAID PREPARER'S NAME, IF SELF-EMPLOYED)		FIRM'S <input type="checkbox"/> EIN OR <input type="checkbox"/> SSN
	_____ FIRM'S STREET ADDRESS		() FIRM'S TELEPHONE NUMBER
	_____ CITY	_____ STATE	_____ ZIP CODE

Mail to: Arizona Department of Revenue, PO Box 29079, Phoenix, AZ 85038-9079

THIS PAGE INTENTIONALLY LEFT BLANK

2014 Arizona S Corporation Income Tax Return

Obtain additional information or assistance by calling one of the numbers listed below:

Phoenix (602) 255-3381
From area codes 520 and 928, toll-free (800) 352-4090

Obtain tax rulings, tax procedures, tax forms and instructions, and other tax information by accessing the department's website at www.azdor.gov.

General Instructions

Who Must Use Form 120S

Corporations taxed as S corporations under Subchapter S of the Internal Revenue Code (IRC) must file Form 120S. Qualified subchapter S subsidiaries are not treated as entities separate from the parent corporation, and would be included on a single Form 120S filed by the parent S corporation.

Entity Classification Under the Federal "Check-the-Box Rules"

The federal tax classification of an entity under the federal "check-the-box rules" determines the entity's classification for Arizona tax purposes.

Limited Liability Companies

Only a limited liability company that makes a valid federal election to be taxed as an S corporation must file Form 120S. A single member limited liability company that is disregarded as an entity is treated as a branch or division of the owner, and is included in the tax return of its owner. Refer to Arizona Corporate Tax Ruling CTR 97-2 for further information.

Taxable Year Covered by Return

The S corporation must have the same taxable year for Arizona purposes as it has for federal purposes. Indicate whether the taxable year is a calendar year or a fiscal year; if a fiscal year, indicate the taxable year on the top of page 1 of the return.

Filing Original Returns

Returns are due by the 15th day of the third month following the close of the taxable year. If the taxpayer has a valid federal or Arizona extension, file the return by the extended due date. If the taxpayer files under extension, the taxpayer must check the extension box (82F) on page 1 of the return. Mail the return to:

Arizona Department of Revenue
PO Box 29079
Phoenix, AZ 85038-9079

One or more of the S corporation's officers (president, treasurer, or any other principal officer) must sign the return.

The department requests that taxpayers include a copy of the completed federal Form 1120-S with the Arizona return. Arizona Revised Statutes (A.R.S.) § 42-1112 prescribes the schedules required to be included.

The department normally determines the timeliness of a return by the postmark or other official mark of the U.S. Postal Service stamped on the envelope in which the return is mailed. Refer to Arizona General Tax Ruling GTR 93-1 for further information. The department will also accept proof of

mailing from a private delivery service included in the Internal Revenue Service (IRS) list of designated private delivery services. Contact the private delivery service for information regarding how to obtain written proof of mailing.

Filing Amended Returns

Any taxpayer who files an amended return with the IRS must file an Arizona amended return within 90 days of its final determination by the IRS.

The taxpayer must report changes or corrections of the taxpayer's income by the IRS or as the result of renegotiation of a contract or subcontract with the United States to the department. The taxpayer must, within 90 days after the final determination of the change or correction, either:

- File a copy of the final determination with the department, concede the accuracy of the determination or state any errors, and request the department to recompute the tax owed to Arizona; or
- File an amended return as required by the department.

The taxpayer must include additional schedules that provide sufficient information for the department to recompute the taxpayer's net income subject to Arizona corporate income tax based on the Revenue Agent Report changes. The department may require the taxpayer to file an amended return if the department does not have the necessary information to recompute the tax owed to Arizona.

NOTE: *File amended returns for prior taxable years on the respective Form 120S for those taxable years. Use the 2014 Form 120S to amend only the taxable year 2014.*

Do not file an amended return until the original return has been processed. Mail the amended return to:

Arizona Department of Revenue
PO Box 29079
Phoenix, AZ 85038-9079

Payment of Tax

The entire amount of any tax for which the S corporation itself is liable is due by the original due date of the return. Payments can be made via check, electronic check, money order, or credit card. Visit www.AZTaxes.gov to register and make payments via the internet.

NOTE: *A nonprofit medical marijuana dispensary (NMMD) under Arizona Revised Statutes Title 36, Chapter 28.1, is exempt from Arizona income tax in accordance with A.R.S. § 43-1201(B). If the NMMD makes an election pursuant to subtitle A, chapter 1, subchapter S of the Internal Revenue Code, it must file Arizona Form 120S to meet the filing requirements of A.R.S. § 43-1126. However, no Arizona income tax is due from the S corporation, even if the S corporation is subject to tax at the federal level. Shareholders are subject to Arizona income tax on the flow through from the S corporation.*

Estimated Tax Payments

S corporations that expect an Arizona corporate income tax liability for the taxable year of \$1,000 or more must make

Arizona estimated tax payments. Use Form 120ES, *Corporation Estimated Tax Payment*.

The Arizona estimated tax payment calculation should include any tax from the recapture of tax credits. This requirement applies whether or not the S corporation itself is subject to tax at the corporate level.

An S corporation that fails to make the required estimated tax payments is subject to a penalty on any estimated tax payment which is late or underpaid. For exceptions to the estimated tax requirements, see the instructions for Form 220, *Underpayment of Estimated Tax by Corporations*.

The Arizona required annual payment of corporate estimated tax for an S corporation is the **smaller** of:

- (a) Ninety percent of the taxpayer's Arizona tax liability for the current taxable year; OR
- (b) An amount equal to the sum of:
 - (i) Ninety percent of the portion of the current taxable year's Arizona tax liability that is attributable to built-in gains income or certain capital gains income; **plus**
 - (ii) One hundred percent of the portion of the prior taxable year's Arizona tax liability that is attributable to excess net passive income.

NOTE: *In order for the taxpayer to base its estimated tax payments on the tax liability described in (b) above, the taxpayer's return filed for the prior taxable year must have been for a period of twelve months.*

Taxpayers required to make Arizona corporate estimated tax payments should use the 2015 Form 120W, *Estimated Tax Worksheet for Corporations*, to compute the required installments.

ESTIMATED TAX PAYMENTS BY ELECTRONIC FUNDS TRANSFER

Taxpayers whose Arizona corporate income tax liability for the preceding taxable year was \$20,000 or more must make Arizona corporate estimated tax payments via electronic funds transfer. Taxpayers whose Arizona corporate income tax liability for the preceding taxable year was less than \$20,000 may elect voluntary participation in the electronic funds transfer program. If a taxpayer makes its estimated tax payments by electronic funds transfer (EFT), the taxpayer should not submit Form 120ES to the department. Taxpayers who make estimated tax payments via electronic funds transfer must complete the department's electronic funds transfer authorization agreement at least 30 days prior to initiation of the first applicable transaction.

Refer to A.R.S. § 42-1129 and the related Arizona Administrative Code rules (A.A.C. R15-10-301 through R15-10-307) for detailed information.

NOTE: *Taxpayers required to make corporate estimated payments via EFT that fail to do so are subject to a penalty of 5% of the amount of the payment not made by EFT. See A.R.S. § 42-1125(O).*

ESTIMATED TAX PAYMENTS VIA THE INTERNET

Taxpayers must be licensed by the department before they can register to pay taxes online. Visit www.AZTax.gov to register and make estimated tax payments over the internet. If a

taxpayer makes its estimated tax payments over the internet, the taxpayer should not submit Form 120ES to the department.

Electronic payment from checking or savings account

Estimated tax payments can be made electronically from a checking or savings account. Visit www.AZTax.gov and choose the e-check option. There is no fee to use this method. This payment method will debit the amount from the specified checking or savings account on the date specified. If an electronic payment is made from a checking or savings account, a confirmation number will be generated. Please keep this confirmation number as proof of payment.

Credit card payment

Estimated tax payments can be made via American Express, Discover, MasterCard or VISA credit cards. Visit www.AZTax.gov and choose the credit card option. This will take you to the website of the credit card payment service provider. The service provider will charge a convenience fee based on the amount of the tax payment. The service provider will disclose the amount of the convenience fee during the transaction and the option to continue or cancel the transaction will be presented. If you accept the convenience fee and complete the credit card transaction, a confirmation number will be generated. Please keep this confirmation number as proof of payment.

Extension of Time to File a Return

The S corporation can apply for an Arizona extension by filing a completed Form 120EXT by the original due date of the return. The S corporation can use a valid federal extension rather than applying for an Arizona extension. Form 120EXT must be used to transmit extension payments via check or money order, whether the S corporation uses a valid federal extension or requests an Arizona extension. Taxpayers that make extension payments over the internet need not file Form 120EXT, unless an Arizona extension is being requested. The S corporation must pay at least 90% of the tax liability (including the \$50 minimum tax) by the original due date of the return.

The department grants an Arizona extension for a period of six months. Arizona law provides that six months is the maximum extension of time to file that the department may grant. However, Arizona law provides that the department may accept the federal extension for the same period of time as covered by the federal extension.

Either the Arizona or federal extension provide an extension of time to file, but do not provide an extension of time to pay.

Penalties and Interest

A. Late Filing Penalty. A return filed after the original due date is subject to the late filing penalty unless the S corporation has a valid federal or Arizona extension. A return filed after its extended due date is also subject to the late filing penalty. The late filing penalty is 4.5% (.045) of the amount of tax required to be shown on the return. "Amount of tax required to be shown on the return" is the amount of tax imposed less the amount of any part of the tax paid on or before the beginning of the month and the amount of any credit against the tax which may be claimed on the return. The penalty period is each month or fraction of a month between the due date of the return and the date the S corporation filed the return. The maximum penalty is 25% of the tax found to be remaining due.

B. Extension Underpayment Penalty. The department imposes the extension underpayment penalty on any late or underpaid extension payments. The extension underpayment penalty is 0.5% (.005) of the tax not paid. The penalty period is each 30 day period or fraction thereof between the original due date of the return and the date the S corporation paid the tax. The maximum penalty is 25% of the unpaid tax. Taxpayers subject to the extension underpayment penalty are not subject to the late payment penalty prescribed under A.R.S. § 42-1125(D).

C. Late Payment Penalty. The department imposes the late payment penalty on any amount shown as tax on a return that is not paid by the date prescribed for its payment. "Amount of tax shown on the return" is the amount of tax imposed shown on the return less the amount of any part of the tax paid on or before the beginning of the month and the amount of any credit against the tax which may be claimed on the return. The late payment penalty is 0.5% (.005) of the unpaid tax for each month or fraction of a month that the tax remains unpaid, not to exceed 10% of the unpaid tax.

NOTE: *If more than one of the penalties described in A, B, or C apply, the maximum combined penalty is 25%.*

Refer to Arizona Corporate Income Tax Ruling CTR 09-1 regarding the application of penalties to returns filed under extension.

D. Information Return Penalty. This form is an information return when no tax liability is due. The penalty for failing to file, filing late (including extensions) or filing an incomplete information return is \$100 for each month, or fraction of a month, that the failure continues, up to a maximum penalty of \$500.

E. Interest. The department assesses interest on any portion of the tax, whether determined by the department or the taxpayer, not paid by the date prescribed for its payment. The department applies interest, compounded annually, in the same manner and at the same time as prescribed by IRC § 6621, except that the Arizona rate of interest for both underpayments and overpayments *for all taxpayers* is the federal underpayment rate under IRC § 6621(a)(2). On January 1 of each year, the department adds any interest outstanding as of that date to the principal amount of the tax. It is then a part of the principal amount of the tax and accrues interest until paid.

F. Underpayment of Estimated Tax Penalty. The department imposes the underpayment of estimated tax penalty on any late payment or underpayment of a required installment of estimated tax. Refer to Form 220 for further details. The penalty imposed is the penalty prescribed by A.R.S. § 43-582, for the applicable period.

Furnishing Data

The department requests that S corporations include a copy of the federal return (along with all schedules and attachments) with the Arizona return. A.R.S. § 42-1112 prescribes the schedules required to be included.

Do not send in a blank Arizona return with a copy of the federal return; the return will not process accurately. The taxpayer must furnish complete data. Answer all questions on the return. Complete all applicable schedules and include all appropriate supplementary schedules.

Records

Every S corporation should maintain books and records substantiating information reported on the return and keep these documents for inspection. Refer to Arizona General Tax Ruling GTR 96-1 for more information about record retention requirements.

IRC § 7519 Required Payments

Taxpayers cannot deduct the federal required payments on their Arizona tax returns as an ordinary and necessary business expense or otherwise.

Rounding Dollar Amounts

Taxpayers must round amounts to the nearest whole dollar. If 50 cents or more, round up to the next dollar. If less than 50 cents, round down.

Specific Instructions

Type or print the required information in the name, address, and information boxes on the top of page 1.

Indicate whether the taxable year is a calendar year or a fiscal year; if a fiscal year, indicate the taxable year on the top of the return. Indicate whether this return is an original or an amended return.

Enter the S corporation's employer identification number (EIN). Subsidiaries would enter the parent S corporation's TIN.

All returns, statements, and other documents filed with the department require a taxpayer identification number (TIN). Taxpayers and paid preparers that fail to include their TIN may be subject to a penalty. Paid tax return preparers must include their TIN where requested. The TIN for a paid tax return preparer is the individual's social security number or the employer identification number of their business.

If the taxpayer has a foreign address, enter the information in the following order: city, province or state, and country. Follow the country's practice for entering the postal code. **Do not abbreviate the country's name.**

Line A: (Multistate S corporations only) check one box to indicate the apportionment formula used by the taxpayer. Air carriers must check the air carrier box and complete Schedule ACA. All non-air carrier taxpayers may choose between the standard apportionment formula or the enhanced apportionment formula, and complete Schedule A. See pages 8 through 10 of these instructions for more information.

Line B: For taxable years beginning from and after December 31, 2013, a multistate service provider may elect to treat sales from services as being in Arizona based on a combination of income producing activity sales and market sales prescribed under A.R.S. § 43-1147(B). Taxpayers who want to make the election should check the applicable boxes on line B and include the completed Schedule MSP with the tax return. See the specific instructions for the apportionment formula on page 8 of these instructions. Also refer to A.R.S. § 43-1147 and Schedule MSP instructions for more information.

Line H: Enter the total number of entity shareholders (exempt organizations, trusts, estates).

NOTE: *The total of the amounts entered for information questions E, F, and G should equal the total number of shareholders. Use Schedule K-1 for resident or part-year resident individual shareholders, resident estate shareholders, and resident trust shareholders. Use Schedule K-1(NR) for all other shareholders.*

Nonprofit Medical Marijuana Dispensary

Only a nonprofit medical marijuana dispensary (NMMD) under Arizona Revised Statutes Title 36, Chapter 28.1, should fill out line I. All other taxpayers should go to line 1.

Line I: Check the box to indicate that the S corporation is a nonprofit medical marijuana dispensary and enter the registry identification number issued by the Arizona Department of Health Services. **Be sure to include a copy of the dispensary's federal return.**

Line 1 - Total Distributive Income (Loss)

Enter the net total of the pro rata share items of nonseparately computed income (loss) and separately stated income (loss) and deductions (from federal Form 1120-S, Schedule K).

NOTE for NMMDs: *A nonprofit medical marijuana dispensary should skip lines 2 through 25. Only fill out line 26 (Information Return Penalty), if applicable. Complete Schedule A (if a multistate NMMD) and Schedule B. Also include Schedule C, as directed on page 3 of Form 120S.*

Income Subject to Federal and Arizona Corporate Income Taxes

Lines 2 through 4 - Excess Net Passive Income and Capital Gains/Built-in Gains

Was the S corporation subject to the FEDERAL excess net passive income tax, capital gains tax, or built-in gains tax on its federal Form 1120-S? If so, the S corporation is subject to Arizona corporate income tax on this income.

Enter the amount of income which was subject to the federal excess net passive or capital/built-in gains income tax from the federal worksheet included in the instructions for Form 1120-S. (Refer to the instructions for the computation of these taxes in the federal Form 1120-S.)

Lines 5 through 10 - Apportionment Computation (Multistate S Corporations Only)

An S corporation that has income from business activity taxable in more than one state is a multistate S corporation. An S corporation that has income from business activity that is taxable entirely within Arizona is a wholly Arizona S corporation. Wholly Arizona S corporations should skip lines 5 through 10 and go directly to line 11.

Any S corporation that has income from business activity that is taxable both within and without Arizona must allocate and apportion its net income according to the Uniform Division of Income for Tax Purposes Act (UDITPA), A.R.S. §§ 43-1131 through 43-1150. The instructions for Schedules ACA and A have more detailed information regarding apportionment of income. Carry out the decimal on line 7 to six places.

Line 5 - Nonapportionable or Allocable Income (Multistate S Corporations Only)

Nonbusiness income is nonapportionable and specifically allocable to a particular state. "Business income" means

income arising from transactions and activity in the regular course of the taxpayer's trade or business, and includes income from tangible and intangible property if the acquisition, management, and disposition of the property constitute integral parts of the taxpayer's regular trade or business operations. (A.R.S. § 43-1131(1)).

"Nonbusiness income" means all income other than business income. (A.R.S. § 43-1131(4)). Refer to A.R.S. §§ 43-1134 through 43-1138 for the methods of allocating certain types of nonbusiness income.

Enter the total amount of all income (loss) which is nonapportionable or specifically allocable to Arizona. Include a schedule that details the amount of nonapportionable income subtracted on page 1, line 5.

Line 7 - Arizona Apportionment Ratio (Multistate S Corporations Only)

Compute the apportionment factors according to the instructions for Schedule ACA or A. Enter on page 1, line 7, the average apportionment ratio from Schedule ACA, line 3, or from Schedule A, line A5, column C.

Line 9 - Other Income Allocated to Arizona (Multistate S Corporations Only)

Enter the total amount of all income (loss) that is specifically allocable to Arizona. DO NOT include the amount of any nonbusiness income which is allocable to another state on this line. Include a schedule that details the amount of income that is allocable to Arizona.

Arizona Tax Liability Computation

Is the S corporation subject to federal and Arizona corporate income tax? If so, the S corporation must complete lines 2 through 25. Is the S corporation subject to Arizona corporate income tax from the recapture of the Arizona credits for environmental technology facilities, healthy forest enterprises, renewable energy industry or qualified facilities? If so, the S corporation must complete lines 13 through 25, even if not required to complete lines 2 through 12.

Line 12 - Arizona Tax

The S corporation is subject to the tax computed on line 12 only if it has income subject to tax at the corporate level on the federal Form 1120-S, even if line 11 is zero or a negative amount. Pursuant to A.R.S. § 43-1111, the amount of the tax is the greater of \$50 or 6.5% of the net income subject to Arizona corporate income tax (line 11).

Line 13 - Tax From Recapture of Tax Credits

Enter the amount of tax due from the recapture of tax credits from Arizona Form 300, Part 2, line 31.

Line 14 - Subtotal

Add lines 12 and 13. This is the amount of tax to which the total amount of tax credits claimed by the taxpayer may be used.

Line 15 - Nonrefundable Tax Credits

Enter the allowable nonrefundable tax credit amount from Arizona Form 300, Part 2, line 56. This amount cannot be larger than the amount on line 14. Include the completed credit forms and Form 300 with the tax return.

- **Enterprise Zone Credit.** The enterprise zone credit has been repealed. The repeal did not affect carryforwards of properly established credits. Complete Form 304 to claim carryforwards established in prior years.
- **Environmental Technology Facility Credit.** This tax credit is for costs incurred in constructing a qualified environmental technology manufacturing, producing, or processing facility as described in A.R.S. § 41-1514.02. Complete Form 305 to claim this tax credit.
- **Military Reuse Zone Credit.** This tax credit is for net increases in employment of full-time employees working in a military reuse zone established under Arizona law. Complete Form 306 to claim this tax credit.
- **Credit for Increased Research Activities.** This tax credit is for taxpayers who incur qualified research expenses for research conducted in Arizona. A portion of the excess credit claimed for taxable years beginning from and after December 31, 2009, may be refundable with approval from the Arizona Commerce Authority. Be sure to include only the nonrefundable portion on line 15. Complete Form 308 to claim this tax credit.
- **Pollution Control Credit.** This tax credit is for expenses incurred during the taxable year to purchase real or personal property used in the taxpayer's trade or business in Arizona to control or prevent pollution. Complete Form 315 to claim this tax credit.
- **Credit for Taxes Paid for Coal Consumed in Generating Electrical Power.** This tax credit is for a percentage of the amount paid by the seller or purchaser as transaction privilege tax or use tax for coal sold to the taxpayer that is consumed in the generation of electrical power in Arizona. Complete Form 318 to claim this tax credit.
- **Credit for Solar Hot Water Heater Plumbing Stub Outs and Electric Vehicle Recharge Outlets.** This tax credit is for the installation of solar hot water heater plumbing stub outs and electric vehicle recharge outlets in houses or dwelling units constructed by the taxpayer. The houses or dwelling units must be located in Arizona. Complete Form 319 to claim this tax credit.
- **Credit for Employment of TANF Recipients.** This tax credit is for net increases in qualified employment for recipients of temporary assistance for needy families (TANF) who are residents of Arizona. Complete Form 320 to claim this tax credit.
- **Agricultural Pollution Control Equipment Credit.** This tax credit is for expenses incurred during the taxable year to purchase tangible personal property that is primarily used in the taxpayer's business in Arizona to control or prevent agricultural pollution. Complete Form 325 to claim this tax credit.
- **Credit for Donation of School Site.** This tax credit is for the donation of real property and improvements to an Arizona school district or Arizona charter school for use as a school or as a site for the construction of a school. Complete Form 331 to claim this tax credit.
- **Credits for Healthy Forest Enterprises.** These tax credits are for net increases in qualified employment positions in a healthy forest enterprise and net training and certifying costs. Use Form 332 to claim these tax credits.
- **Credit for Employing National Guard Members.** This tax credit is for an employer who has an employee that is a member of the Arizona National Guard and the employee was placed on active duty. Use Form 333 to claim this tax credit.
- **Motion Picture Credits.** Motion picture production companies that produced motion pictures, commercials, music videos, or television series completely or partially in Arizona may claim a transferable income tax credit for production costs. To qualify, productions must have been preapproved by the Arizona Commerce Authority by December 31, 2010. Use Form 334 to claim this tax credit.
- **Credit for Corporate Contributions to School Tuition Organizations.** This credit is for corporations who make contributions to school tuition organizations which provide scholarships and tuition grants to children attending qualified nongovernmental schools. Use Form 335 to claim this tax credit.
- **Credit for Solar Energy Devices - Commercial and Industrial Applications.** This credit is available to taxpayers that install solar energy devices for commercial, industrial, or any other nonresidential purpose in the taxpayer's trade or business located in Arizona. The taxpayer or an exempt organization may transfer the credit to a third party that either financed, installed, or manufactured the qualifying solar energy device. Use Form 336 to figure this tax credit.
- **Credit for Water Conservation System Stub Outs.** The credit for water conservation system plumbing stub outs has expired. This credit may not be claimed for taxable years ending after December 31, 2011. However, any credit carryover established in calendar year 2011 and prior will be allowed for not more than five consecutive taxable years. Use Form 337 to figure any allowable credit carryover.
- **Credit for Corporate Contributions to School Tuition Organizations for Displaced Students or Students with Disabilities.** This tax credit is for corporations who make contributions to school tuition organizations that provide scholarships and tuition grants to qualifying children attending qualified nongovernmental schools. Use Form 341 to claim this tax credit.
- **Renewable Energy Production Tax Credit.** This tax credit is for taxpayers that produce electricity using qualified energy resources. Approval by the Arizona Department of Revenue is required prior to claiming this tax credit. Use Form 343 to claim this tax credit.
- **Solar Liquid Fuel Credit.** This tax credit is for taxpayers that increase research activities related to solar liquid fuel. Additional credits will become available in 2016 for production and delivery system costs. Use Form 344 to claim this tax credit.

- **Credit for New Employment.** This tax credit is for taxpayers that have net increases in employment. The credit limit is administered by the Arizona Commerce Authority. Use Form 345 to claim this tax credit.
- **Additional Credit for Increased Research Activities for Basic Research Payments.** This tax credit is for taxpayers that make qualified basic research payments for research conducted in Arizona. Approval by the Arizona Department of Revenue is required prior to claiming this tax credit. Use Form 346 to claim this tax credit.
- **Credit for Qualified Health Insurance Plans.** This tax credit is for employers that provide qualified health insurance plans or contribute to health savings accounts for its employees who are Arizona residents. Use Form 347 to claim this tax credit.
- **Credit for Renewable Energy Investment and Production for Self-Consumption by Manufacturers.** This tax credit is for investment in new renewable energy facilities that produce energy for self-consumption using renewable energy resources if the power will be used primarily for manufacturing. Use Form 351 to claim this tax credit.

Complete the appropriate credit form for each tax credit. Include the completed credit form and Form 300 with the tax return.

Amended Returns: Include the completed credit form(s) and Arizona Form 300 with the amended Form 120S, whether or not the amount claimed on line 15 has changed.

Line 16 - Credit Type

Indicate which nonrefundable tax credits were used on line 15 by entering the applicable form number(s) in the space provided.

Nonrefundable Income Tax Credit	Form
Enterprise Zone Credit	304
Environmental Technology Facility Credit	305
Military Reuse Zone Credit	306
Credit for Increased Research Activities	308
Pollution Control Credit	315
Credit for Taxes Paid for Coal Consumed in Generating Electrical Power	318
Credit for Solar Hot Water Heater Plumbing Stub Outs and Electric Vehicle Recharge Outlets	319
Credit for Employment of TANF Recipients	320
Agricultural Pollution Control Equipment Credit	325
Credit for Donation of School Site	331
Credits for Healthy Forest Enterprises	332
Credit for Employing National Guard Members	333
Motion Picture Credits	334
Credit for Corporate Contributions to School Tuition Organizations	335
Credit for Solar Energy Devices - Commercial and Industrial Applications	336
Credit for Water Conservation System Plumbing Stub Outs	337
Credit for Corporate Contributions to School Tuition Organizations for Displaced Students or Students With Disabilities	341
Renewable Energy Production Tax Credit	343
Solar Liquid Fuel Credit	344
Credit for New Employment	345

Nonrefundable Income Tax Credit	Form
Additional Credit for Increased Research Activities for Basic Research Payments	346
Credit for Qualified Health Insurance Plans	347
Credit for Renewable Energy Investment and Production for Self-Consumption by Manufacturers	351

Line 17 - Arizona Tax Liability

Subtract line 15 from line 14. If line 15 is more than line 14, enter zero (0). Line 17 cannot be a negative amount.

Tax Payments and Refundable Credits

Line 18 - Refundable Tax Credits

Check the box(es) marked 308, 342 and/or 349 to indicate which of these tax credits the taxpayer is claiming. Enter the total amount of the credits claimed on line 18.

Credit for Increased Research Activities. A portion of this tax credit is refundable for qualified taxpayers. The refund is limited to 75% of the excess credit, which is the current year's credit less the current year's tax liability, not to exceed the amount approved by the Arizona Commerce Authority. Include a copy of your "Certificate of Qualification" from the Arizona Commerce Authority, Form 300 and Form 308 with your return. Enter the amount from Form 308, Part 6, line 46.

Credit for Renewable Energy Industry. This tax credit is for expanding or locating qualified renewable energy operations in Arizona and is refundable in five equal installments. Pre-approval and post-approval are required through the Arizona Commerce Authority. Include a copy of your "Certification of Qualification" from the Arizona Commerce Authority and Form 342 with your tax return to claim this credit. Enter the amount from Form 342, Part 6, line 18.

Credit for Qualified Facilities. This tax credit is for expanding or locating a qualified facility in Arizona and is refundable in five equal installments. Pre-approval and post-approval are required through the Arizona Commerce Authority. Include a copy of your "Certification of Qualification" from the Arizona Commerce Authority and Form 349 with your tax return to claim this credit. Enter the amount from Form 349, Part 6, line 18.

If you are claiming more than one of the refundable tax credits, check the appropriate boxes and add the amounts from the credit forms together and enter the total on line 18, or use the worksheet below to figure the amount to enter on line 18.

Refundable Credit Worksheet	
1. Enter the refundable credit from Form 308, Part 6, line 46.	
2. Enter the apportioned credit from Form 342, Part 6, line 18.	
3. Enter the apportioned credit from Form 349, Part 6, line 18.	
4. Add the amounts on lines 1, 2, and 3. Enter the total here and on Form 120S, line 18.	

Amended Returns: Include the completed credit form(s) with the amended Form 120S, with Form 300, if applicable, whether or not the amount claimed on line 18 has changed.

Line 19 - Extension Payments

Original Returns: Enter any payment made with the request for extension of time to file the income tax return or made online by the original due date.

Amended Returns: Enter any payment made with the request for an extension of time to file the original return or made online by the original due date. DO NOT include or enter the amount of any penalties or interest paid.

Line 20 - Estimated Payments

Original Returns: Enter the total amount paid by the S corporation for the taxable year. Include a schedule listing dates and payments made.

Amended Returns: Enter the total amount of estimated tax payments made by the S corporation for the taxable year. Do not include the amount of any penalties paid, or any reduction for the amount of an overpayment that was designated as an estimated tax payment for 2014 on a prior return.

Line 21 - Total Payments

Original Returns: Add lines 18, 19 and 20. Enter the total.

Amended Returns: Enter the total amount of tax payments made for the taxable year. Compute the total as follows:

- Add the amounts entered on lines 18, 19 and 20.
- Add the amount of a payment sent with the original return (if any);
- Add the amount of any payments made after the original return was filed; and
- Subtract the amount of any overpayment of tax (from the original return, line 23) and the total amount of any overpayments from an Arizona Department of Revenue correction notice, a prior amended return, or an audit.
- Do not include or enter the amount of any penalties or interest paid.

Computation of Total Due or Overpayment**Line 22 - Balance of Tax Due**

If the amount on line 17 is **larger** than the amount on line 21, there is a balance of tax due. Subtract line 21 from line 17, and enter the difference. Skip line 23.

Line 23 - Overpayment of Tax

If the amount on line 21 is **larger** than the amount on line 17, there is an overpayment of tax. Subtract line 17 from line 21, and enter the difference.

Line 24 - Penalty and Interest

Calculate any penalty and interest due as a result of late filing or late payment of tax. Calculate interest on the amount shown on line 22 at the prevailing rate. The interest period is from the original due date of the return to the payment date. See the "Penalties and Interest" section beginning on page 2 of these instructions. Do not include or enter the amount from Form 220. Do not include or enter the amount of the information return penalty for late or incomplete filing on this line.

Line 25 - Estimated Tax Underpayment Penalty

Original returns: The S corporation DOES NOT HAVE TO COMPLETE Form 220, *Underpayment of Estimated Tax by*

Corporations, if the S corporation made estimated tax payments equal to 90% of the current taxable year's tax liability, and paid in four equal installments. The department will compute the underpayment of estimated tax penalty based on this method and notify the S corporation of any amount due. If the S corporation elects to have the department compute the penalty, do not check box **25A** or enter an amount on line 25.

The S corporation **MUST COMPLETE** Form 220, even though no penalty is due, if it made its estimated tax payments based on any of the following methods:

- The annualized income installment method;
- The adjusted seasonal installment method; or
- An amount, paid in four equal installments, that is equal to the sum of:

Ninety percent of the portion of the current taxable year's Arizona tax liability that is attributable to built-in gains income or certain capital gains income; **plus**

One hundred percent of the portion of the prior taxable year's Arizona tax liability that is attributable to excess net passive income.

Enter the total penalty from Form 220, Part C, line 37. Include the completed Form 220 with the return **and** check box **25A**.

Amended returns: Do not recompute the estimated tax underpayment penalty. Enter the amount from line 25 of the original return or the amount from an Arizona Department of Revenue correction notice.

Line 26 - Information Return Penalty

Original Returns: If no tax liability is due, and this return is filed late (including extension) or incomplete, enter the amount of the information return penalty on this line. The information return penalty is \$100 for each month, or fraction of a month, that the failure continues, up to a maximum penalty of \$500.

Amended Returns: Do not recompute the information return penalty. Enter the amount from line 26 of the original return or the amount from an Arizona Department of Revenue correction notice.

Line 27 - Total Due

If the taxpayer had a balance of tax due on line 22, add line 22, line 24 and line 25. Enter the total on line 27. S corporations that do not have a tax liability, enter the amount from line 26. This is the total amount due. Payments can be made via check, electronic check, money order, or credit card.

Check or Money Order

Make checks payable to Arizona Department of Revenue. Include the taxpayer's EIN on the front of the check or money order. Include the check or money order with the return.

Internet Payments

Corporate taxpayers must be licensed by the department before they can register to pay taxes online. Visit www.AZTax.gov to register and make payments over the internet.

Electronic payment from checking or savings account

Payments can be made electronically from a checking or savings account. Visit www.AZTax.gov and choose the e-check option. There is no fee to use this method. This payment method will debit the amount from the specified checking or savings account on the date specified. If an electronic payment is made from a checking or savings account, a confirmation number will be generated. Please keep this confirmation number as proof of payment.

Credit card payment

Payments can be made via American Express, Discover, MasterCard or VISA credit cards. Visit www.AZTax.gov and choose the credit card option. This will take you to the website of the credit card payment service provider. The service provider will charge a convenience fee based on the amount of the tax payment. The service provider will disclose the amount of the convenience fee during the transaction and the option to continue or cancel the transaction will be presented. If you accept the convenience fee and complete the credit card transaction, a confirmation number will be generated. Please keep this confirmation number as proof of payment.

Line 28 - Overpayment

If the taxpayer had an overpayment of tax on line 23, subtract the total of line 24 and line 25 from line 23. Enter a positive difference on line 28. This is the total overpayment. If the difference is negative, enter the difference as a positive number on line 27.

Line 29 - Overpayment Applied to Estimated Tax

Original Returns: The taxpayer may apply part or all of an overpayment reported on line 28 as a 2015 estimated tax payment. Enter the applicable amount on line 29.

Amended Returns: The taxpayer may apply part or all of an overpayment reported on line 28 as a 2015 estimated tax payment, if this amended return is filed during the taxpayer's taxable year 2015. Enter the applicable amount on line 29.

Line 30 - Refund

Subtract line 29 from line 28. Enter the difference. This is the net refund amount.

**Schedule ACA - Air Carrier Apportionment Formula
(Multistate S Corporation Air Carriers Only)**

A.R.S. §§ 43-1131 through 43-1150 govern the apportionment of income. An S corporation that engages in activities both within and without Arizona must apportion its business income.

A.R.S. § 43-1139(B) requires a taxpayer that is a qualifying air carrier to use revenue miles to apportion its business income to Arizona. The taxpayer must be engaged in air commerce. "Air commerce" means transporting persons or property for hire by aircraft in interstate, intrastate or international transportation. The taxpayer must complete Schedule ACA. Schedule ACA is available on the department's website. Check the box on line A on page 1. Do not complete Schedule A.

**Schedule A - Apportionment Formula
(Non-Air Carrier Multistate S Corporations Only)**

A.R.S. §§ 43-1131 through 43-1150 govern the apportionment of income. An S corporation that engages in activities both within and without Arizona must apportion its business income. The S corporation (other than a multistate air carrier) must base the apportionment on property, payroll, and sales in Arizona as compared with everywhere. "Everywhere" means the property, payroll, and sales factors related to the whole unitary business.

Non-air carrier multistate S corporations must choose one of two apportionment formulae for calculating the apportionment ratio. Non-air carrier multistate S corporations may elect the enhanced apportionment formula. The standard apportionment formula must be used by non-air carrier multistate S corporations not electing to use the enhanced apportionment formula.

The numerator of the fraction of the standard apportionment formula is the property factor plus the payroll factor plus two times the sales factor. The denominator of the fraction is four. For tax years beginning from and after December 31, 2013, the numerator of the fraction of the enhanced apportionment formula is 7.5 times the property factor plus 7.5 times the payroll factor plus 85 times the sales factor. The denominator of the fraction is 100.

Taxpayers using any of the aforementioned apportionment methods shall complete lines 5 through 10 on page 1.

NOTE: When computing the factors of the apportionment ratio, round amounts to the nearest whole dollar. If 50 cents or more, round up to the next dollar. If less than 50 cents, round down.

Option 1: Standard Apportionment Formula

Check the box on line A on page 1 of the return to indicate that the standard apportionment formula will be used to calculate the apportionment ratio on the S corporation's return. The numerator of the fraction of the standard apportionment formula is the property factor plus the payroll factor plus two times the sales factor. The denominator of the fraction is four. Use the number located on the left-hand side of line A3e, column A, to double-weight the sales factor.

Line A1 - Property Factor

The value of tangible personal property and real property owned by the taxpayer is its original cost. The taxpayer normally determines the average value of its owned property by averaging the values at the beginning and ending of the tax period.

The value of tangible personal property and real property rented by the taxpayer is eight times its net annual rental rate, less the aggregate annual subrental rates paid by subtenants of the taxpayer.

Report real property situated and tangible personal property permanently located in Arizona, if connected with the business, as property within Arizona. Allocate the value of mobile property to Arizona based on the total time that the property was within Arizona.

Compute the property factor on line A1e by dividing column A by column B, and entering the resulting ratio in column C. Express the ratio as a decimal carried out to six places. The property factor on line A1e, column C, will never exceed 100%.

Line A2 - Payroll Factor

Report salaries, wages, or other compensation of officers, employees, etc. as within Arizona, if performance of the services occurs here. This rule applies regardless of where payment is made or control exercised. This rule also applies regardless of whether the performance of the services is partly or wholly in connection with the apportionable business carried on outside the state or in interstate or foreign commerce.

Allocate the compensation of officers and employees who perform services partly within and partly without Arizona to this state when:

- The services performed outside of Arizona are incidental to the employee's service within Arizona; or
- The employee's base of operation is in Arizona; or
- The employee has no base of operation in any state, but the direction or control of the employee is from Arizona; or
- The employee has no base of operation in any state and there is no direction or control from a state in which the employee performs some part of his services, but the employee's residence is in Arizona.

Compute the payroll factor on line A2c by dividing column A by column B and entering the resulting ratio in column C. Express the ratio as a decimal carried out to six places. The payroll factor on line A2c, column C, will never exceed 100%.

Line A3 - Sales Factor

The term "sales" includes all gross receipts from transactions and activities in the course of the regular trade or business that produce income.

Determine sales within Arizona on a destination sales basis.

NEW: Line A3b is only for the multistate service providers who want to make the election under A.R.S. § 43-1147(B). Enter on line A3b, column A, the Arizona sales from services from the Schedule MSP, line B5.

For taxable years beginning from and after December 31, 2013, a multistate service provider may elect to treat sales from services as being in Arizona based on a combination of income producing activity sales and market sales prescribed under A.R.S. § 43-1147(B). Taxpayers who want to make the election should check the applicable boxes on line B on page 1 of the return and include the completed Schedule MSP with the tax return. See A.R.S. § 43-1147 and Schedule MSP instructions for more information.

Taxpayers who are not qualified for the election should include sales from services on line A3c and should not complete Schedule MSP.

Compute the sales factor by multiplying the amount entered on line A3d, column A, of Schedule A (total Arizona sales) by two (double weighted sales factor) on line A3e, column A. Enter the result on line A3f, column A. Do not double the amount on line A3d, column B, when carrying it down to line A3f, column B, of Schedule A (everywhere sales of the S corporation).

The sales factor on line A3f, column C, may, in certain circumstances, exceed 100%. However, since the total ratio (line A4, column C) is divided by four, the average ratio (line A5, column C) will not exceed 100%.

Line A5 - Average Apportionment Ratio

Divide the total ratio, line A4, column C, by four. Enter the average ratio here and on page 1, line 7. Express the ratio as a decimal carried out to six places.

NOTE: If both the numerator and denominator of a factor are zero, the taxpayer must exclude the factor from the apportionment ratio. Do not exclude a factor if the numerator is zero and the denominator is greater than zero. If the property or payroll factor is excluded, determine the average ratio (line A5, column C) by dividing the total ratio by three. If the sales factor is excluded, determine the average ratio by dividing the total ratio by two. If two of the factors are excluded, the remaining factor, without respect to any weighting, is the apportionment ratio.

Option 2: Enhanced Apportionment Formula

Check the box for line A on page 1 to indicate that the enhanced apportionment formula will be used to calculate the apportionment ratio on the S corporation's return. The enhanced apportionment formula is determined by adding 7.5 times the property factor plus 7.5 times the payroll factor plus 85 times the sales factor and dividing the total by 100. Use the numbers located on the right-hand side of lines A1d, A2b, and A3e, column A, to weight the property, payroll, and the sales factors respectively.

Line A1 - Property Factor

The value of tangible personal property and real property owned by the taxpayer is its original cost. The taxpayer normally determines the average value of its owned property by averaging the values at the beginning and ending of the tax period.

The value of tangible personal property and real property rented by the taxpayer is eight times its net annual rental rate, less the aggregate annual subrental rates paid by subtenants of the taxpayer.

Report real property situated and tangible personal property permanently located in Arizona, if connected with the business, as property within Arizona. Allocate the value of mobile property to Arizona based on the total time that the property was within Arizona.

Compute the property factor numerator by multiplying the amount entered on line A1c, column A, (total Arizona property) by 7.5 on line A1d, column A. Enter the result on line A1e, column A. Do not multiply the amount on line A1c, column B (property factor denominator), by 7.5 when carrying it down to line A1e, column B. Next, for line A1e, divide column A by column B and enter the resulting ratio in column C. Express the ratio as a decimal carried out to six places. The property factor on line A1e, column C, may exceed 100%.

Line A2 - Payroll Factor

Report salaries, wages, or other compensation of officers, employees, etc. as within Arizona, if performance of the services occurs here. This rule applies regardless of where payment is

made or control exercised. This rule also applies regardless of whether the performance of the services is partly or wholly in connection with the apportionable business carried on outside the state or in interstate or foreign commerce.

Allocate the compensation of officers and employees who perform services partly within and partly without Arizona to this state when:

- The services performed outside of Arizona are incidental to the employee's service within Arizona; or
- The employee's base of operation is in Arizona; or
- The employee has no base of operation in any state, but the direction or control of the employee is from Arizona; or
- The employee has no base of operation in any state and there is no direction or control from a state in which the employee performs some part of his services, but the employee's residence is in Arizona.

Compute the payroll factor numerator by multiplying the amount entered on line A2a, column A (total Arizona payroll) by 7.5 on line A2b, column A. Enter the result on line A2c, column A. Do not multiply the amount of line A2a, column B (payroll factor denominator), by 7.5 when carrying it down to line A2c, column B. Next, for line A2c, divide column A by column B and enter the resulting ratio in column C. Express the ratio as a decimal carried out to six places. The property factor on line A2c, column C, may exceed 100%.

Line A3 - Sales Factor

The term "sales" includes all gross receipts from transactions and activities in the course of the regular trade or business that produce income.

Determine sales within Arizona on a destination sales basis.

NEW: Line A3b is only for the multistate service providers who want to make the election under A.R.S. § 43-1147(B). Enter on line A3b, column A, the Arizona sales from services from the Schedule MSP, line B5.

For taxable years beginning from and after December 31, 2013, a multistate service provider may elect to treat sales from services as being in Arizona based on a combination of income producing activity sales and market sales prescribed under A.R.S. § 43-1147(B). Taxpayers who want to make the election should check the applicable boxes on line B on page 1 of the return and include the completed Schedule MSP with the tax return. See A.R.S. § 43-1147 and Schedule MSP instructions for more information.

Taxpayers who are not qualified for the election should include sales from services on line A3c and should not complete Schedule MSP.

Compute the sales factor by multiplying the amount entered on line A3d, column A, of Schedule A (the total Arizona sales) by 85 on line A3e, column A. Enter the result on line A3f, column A. Do not multiply the amount on line A3d, column B, by 85 when carrying the number down to line A3f, column B, of Schedule A (the everywhere sales of the S corporation).

The sales factor on line A3f, column C, may, in certain circumstances, exceed 100%. However, since the total ratio

(line A4, column C) is divided by 100, the average ratio (line A5, column C) will not exceed 100%.

Line A5 - Average Apportionment Ratio

Divide the total ratio, line A4, column C, by 100. Enter the average ratio here and on page 1, line 7. Express the ratio as a decimal carried out to six places.

NOTE: *If both the numerator and denominator of a factor are zero, the taxpayer must exclude the factor from the apportionment ratio. Do not exclude a factor if the numerator is zero and the denominator is greater than zero. If the property or payroll factor is excluded, determine the average ratio (line A5, column C) by dividing the total ratio by 92.5. If the sales factor is excluded, determine the average ratio by dividing the total ratio by 15. If two of the factors are excluded, the remaining factor, without respect to any weighting, is the apportionment ratio.*

Schedule B - Other Information

Answer all questions (B1 through B6) as accurately and completely as possible.

Question B3: List the name, title and telephone number of the individual who Arizona Department of Revenue employees may contact to schedule an audit of this return. Confidential information may be disclosed to a principal officer, any person designated by a principal officer, any person designated in a resolution by the corporate board of directors or other similar governing body, or to an individual designated as an authorized representative in a valid power of attorney. A principal corporate officer of a parent corporation may execute a written authorization for a controlled subsidiary. If this individual is not a principal officer, or is not designated as an authorized representative in a valid power of attorney, the taxpayer understands and agrees that confidential information may be disclosed to this individual.

ADMINISTRATIVE RELIEF REQUESTS

A.R.S. § 43-1148 provides administrative relief if the allocation and apportionment provisions of UDITPA do not fairly represent the extent of the taxpayer's business activity in Arizona. The taxpayer may petition for an alternative method of computing its income attributable to Arizona, or the department may require an alternative method.

A departure from the allocation and apportionment provisions is allowed only in limited cases. Taxpayers seeking such relief should submit a letter to the Corporate Income Tax Audit Section 60 days prior to the filing of the return setting forth the relief that is requested and the justification for the relief.

Certification

One or more of the following officers (president, treasurer, or any other principal officer) must sign the return.

Paid preparers: Sign and date the return. Complete the firm name and address lines (the paid preparer's name and address, if self-employed). Enter the paid preparer's TIN, which is the firm's EIN or the individual paid preparer's social security number.

Schedule K-1 - S Corporation Instructions

Use this schedule for resident or part-year resident individual shareholders, resident estate shareholders, and resident trust shareholders.

Arizona Form 120S, Schedule K-1, is only required if the S corporation has capital gain (loss). If the S corporation does not have any capital gain (loss) for the taxable year, the filing of Arizona Form 120S, Schedule K-1, is not necessary.

Type or print the required information in the name, address, and information boxes on the top of the Arizona Form 120S, Schedule K-1. Indicate whether the S corporation's taxable year is a calendar year or a fiscal year; if a fiscal year, indicate the period covered by the taxable year on the schedule. Indicate whether this is an original or an amended schedule.

Part I: Net Capital Gain from Investment in a Qualified Small Business – Information Schedule

For taxable years beginning from and after December 31, 2013, Arizona allows a subtraction from Arizona gross income for any net capital gain derived from investment in a qualified small business and included in the individual taxpayer's federal adjusted gross income or the federal taxable income of the estate and trust. Although the subtraction is only available to individuals, estates and trusts, an S corporation shareholder that is a pass-through entity (estate or trust) will need this information to calculate its subtraction or complete the Arizona Form 141AZ, Schedule K-1 or Schedule K-1(NR), for each beneficiary.

If the shareholder's federal Schedule K-1 (Form 1120-S) includes any net capital gain (loss) from investment in a qualified small business, the S corporation should complete Part I, line 1 and Part II, line 3. If Part II, line 3, is zero, put zero on line 3.

If the shareholder's federal Schedule K-1 (Form 1120-S) does not include any net capital gain (loss) from investment in a qualified small business, the S corporation is not required to complete Part I and Part II, line 3.

Part II: Net Long-Term Capital Gain Subtraction – Information Schedule

Arizona allows a subtraction from Arizona gross income for a percentage of any net long-term capital gain from assets acquired **after** December 31, 2011 that is included in the individual taxpayer's federal adjusted gross income or the federal taxable income of the estate or trust. Although the subtraction is only available to individuals, estates and trusts, a shareholder that is a pass-through entity (estate or trust) will need this information to calculate the subtraction for the estate or trust or complete the Arizona Form 141AZ, Schedule K-1 or Schedule K-1(NR), for each beneficiary.

For the resident and part-year resident individual shareholder, Form 120S, Schedule K-1, provides information so the shareholder can calculate its subtraction for net long-term capital gain for assets acquired after December 31, 2011.

For the resident estate shareholder or resident trust shareholder, Form 120S, Schedule K-1, provides information to the shareholder so the shareholder can (1) calculate its subtraction for net long-term capital gain for assets acquired after December 31, 2011; and/or (2) provide information to each beneficiary so each beneficiary can calculate its subtraction for net long-term

Complete Part II, line 2 and line 3 (if applicable) of Form 120S, Schedule K-1, as instructed on the form. If the shareholder's federal Schedule K-1 (Form 1120-S) does not include any capital gain (loss), the S corporation is not required to complete Part II.

A worksheet is provided at the end of these instructions that may assist the S corporation in determining the amounts to include in Part II, line 2 for each shareholder's Form 120S, Schedule K-1.

Schedule K-1(NR) - S Corporation Instructions

Use this schedule for nonresident individual shareholders, nonresident estate shareholders, nonresident trust shareholders and exempt organization shareholders.

Type or print the required information in the name, address, and information boxes on the top of the Arizona Form 120S, Schedule K-1(NR). Indicate whether the S corporation's taxable year is a calendar year or a fiscal year; if a fiscal year, indicate the period covered by the taxable year on the schedule. Indicate whether this is an original or an amended schedule.

Part I: Share of Income and Deductions

Column (a) - Distributive Share Amount

Wholly Arizona S corporations - in column (a), enter the distributive share amount for each line item from the federal Form 1120-S, Schedule K-1.

Multistate S corporations - in column (a), enter the nonresident shareholder's distributive share of the multistate S corporation's income (loss) that is subject to apportionment from the federal Form 1120-S, Schedule K-1.

Column (b) - Arizona Apportionment Ratio

Wholly Arizona S corporations - enter 100%.

Multistate S corporations - enter the average ratio amount from Form 120S, Schedule A, line A5, column C, or Schedule ACA, line 3. (Refer to Schedule A or Schedule ACA instructions.)

Column (c) - Arizona Source Income

Wholly Arizona S corporations - multiply column (a) by column (b). Enter the result in column (c).

Multistate S corporations - include a schedule that details (for each line item) the following computation:

- Step 1 The shareholder's distributive share of the S corporation's income subject to apportionment multiplied by the average ratio in column (b).
- Step 2 The shareholder's distributive share of the S corporation's income (loss) which is specifically allocable to Arizona.
- Step 3 The total of the amounts computed in steps 1 and 2 that is to be entered in column (c).

NOTE: Do not include the amount of any nonbusiness income allocable to another state in the total entered in column (c).

All S corporations - Column (c) is the shareholder's Arizona source income from the S corporation. Shareholders should refer to the instructions for Form 120S, Schedule K-1(NR), for information on completing their Arizona tax returns.

Part II: Net Capital Gain from Investment in a Qualified Small Business – Information Schedule

For taxable years beginning from and after December 31, 2013, Arizona allows a subtraction from Arizona gross income for any net capital gain derived from investment in a qualified small business and included in the individual taxpayer's federal adjusted gross income or the federal taxable income of the estate and trust. Although the subtraction is only available to individuals, estates and trusts, an S corporation shareholder that is a pass-through entity (estate or trust) will need this information to calculate its subtraction or complete the Arizona Form 141AZ, Schedule K-1 or Schedule K-1(NR), for each beneficiary.

If the shareholder's federal Schedule K-1 (Form 1120-S) includes any net capital gain (loss) from investment in a qualified small business, the S corporation should complete Part II, line 16, and Part III, line 18. If Part III, line 18, is zero, put zero on line 18.

If the shareholder's federal Schedule K-1 (Form 1120-S) does not include any net capital gain (loss) from investment in a qualified small business, the S corporation is not required to complete Part II or Part III, line 18.

Part III: Net Long-Term Capital Gain Subtraction – Information Schedule

For the nonresident individual shareholder, Part III provides information so the shareholder can calculate its subtraction for net long-term capital gain for assets acquired after December 31, 2011.

For the nonresident estate shareholder or nonresident trust shareholder, Part III provides information so the shareholder can (1) calculate its subtraction for net long-term capital gain for assets acquired after December 31, 2011; and/or (2) provide information to each beneficiary so each beneficiary can calculate its subtraction for net long-term capital gain for assets acquired after December 31, 2011.

The subtraction is only available to individuals, estates, and trusts.

A worksheet is provided at the end of these instructions that may assist the S corporation in determining the amounts to include on Part III, line 17, of each nonresident shareholder's Arizona Form 120S, Schedule K-1(NR).

Shareholder Reporting Requirements for 2014

Exempt Organization Shareholders

Exempt organization shareholders must file Form 99T, *Arizona Exempt Organization Business Income Tax Return*, to report the income (loss) from the S corporation. This income (loss) is included in the organization's unrelated business taxable income from the federal Form 990-T.

Resident or Part-Year Resident Individual Shareholders

Resident or part-year individual shareholders are taxable on their entire distributive share of income from the S corporation. The distributive share of income reported on the federal return will flow through to Form 140, *Resident Personal Income Tax Return* or Form 140PY, *Part-Year Resident Personal Income Tax*.

Nonresident Individual Shareholders

Nonresident individual shareholders of S corporations operating in Arizona are subject to Arizona income tax on their distributive share of the income (loss) earned by the S corporation in Arizona. Refer to Arizona Form 120S, Schedule K-1(NR). Nonresident shareholders must file Arizona Form 140NR, *Nonresident Personal Income Tax Return*, to report this income (loss).

Composite return: The Arizona Department of Revenue will accept a composite return filed by the S corporation on Arizona Form 140NR for nonresident individual shareholders so long as the return includes ten or more participating members.

Refer to Arizona Individual Income Tax Ruling ITR 13-2 for more information regarding filing a composite return on Arizona Form 140NR.

Estate and Trust Shareholders

Shareholders that are estates or trusts are taxable on their entire distributive share of income from the S corporation. Resident trust or estate distributive share income will flow through to Arizona Form 141AZ, *Arizona Fiduciary Income Tax Return*. Nonresident estate or trust distributive share income should be reported on Schedule A of Arizona Form 141AZ, *Arizona Fiduciary Income Tax Return*.

Worksheet for Net Long-Term Capital Gain Subtraction for Assets Acquired After December 31, 2011

Original return Amended return

Net long-term capital gain (loss) as reported on federal Schedule D (or other form/schedule) <u>and</u> included in the distributive share amount.		(a)	(b)	(c)
Enter the total net long-term capital gain (loss) from the following forms in each applicable column. See instructions on the following page.		Net long-term capital gain (loss)	Net long-term capital gain (loss) included in column (a) from assets acquired before January 1, 2012	Net long-term capital gain (loss) included in column (a) from assets acquired after December 31, 2011
1	Long-term capital gain (loss) reported on federal Schedule D from Form(s) 8949. Combine the amounts and enter the total.	1		
2	Form(s) 6252 <i>Installment Sale Income</i>	2		
3	Form(s) 8824 <i>Like-Kind Exchanges</i>	3		
4	Pass-through from Estate, Partnership, and/or Trust – from Arizona Form 141AZ or Arizona Form 165, Schedule K-1 or Schedule K-1(NR).	4		
5	Any other long-term capital gain (loss)	5		
6	Subtotal: add lines 1 through 5 in each column, and enter the total.	6		
7	Available long-term capital loss carryover. Enter the amount, if any, in each column.	7		
8	Net long-term capital gain (loss). Subtract line 7 from line 6 and enter the difference in each column. For each shareholder, enter the distributive share of the amounts from line 8 on Arizona Form 120S, Schedule K-1 or Schedule K-1(NR).	8		

Please see the instructions on the following page.

Worksheet Instructions

Purpose of the Worksheet

Beginning in 2013, a subtraction is available for a percentage of any net long-term capital gain that is from an investment in an asset acquired after December 31, 2011, and included in an individual taxpayer's federal adjusted gross income or the federal taxable income of an estate or trust.

To take the allowable subtraction, the taxpayer must know whether the capital gain (loss) is considered short-term or long-term. Only the net long-term capital gain from assets acquired after December 31, 2011, is used to compute the allowable subtraction. For more information about determining whether a gain (loss) is short-term or long-term, see federal *Publication 544* at www.irs.gov.

Who Should Complete the Worksheet?

The S corporation can use this worksheet to calculate each shareholder's distributive share of the net long-term capital gain (loss) included in Schedule K of federal Form 1120-S for assets purchased after December 31, 2011.

Do not complete this worksheet if either of the following apply:

- The S corporation does not have any capital gain (loss) to report for the current tax year; or
- The S corporation does not have any net capital gain (loss) from asset(s) acquired after December 31, 2011, to report for the current tax year.

Keep the completed worksheet for the S corporation's records.

Columns (a) through (c)

- Column (a) is the total amount of net long-term capital gain (loss) reported on Schedule D or other federal forms/schedules.
- Column (b) is the amount of the net long-term capital gain (loss) included in column (a) for assets acquired **before** January 1, 2012.
- Column (c) is the amount of the net long-term capital gain (loss) included in column (a) for assets acquired **after** December 31, 2011.

Lines 1 through 5 - Capital Gain (Loss) Reported on Federal Schedule D

Enter the long-term capital gain (loss) from each federal form listed that was reported on the S corporation's federal Schedule D and included on Schedule K of federal Form 1120-S.

Line 6 - Subtotal

For each column, add the amounts on lines 1 through 5 and enter the total.

Line 7 - Long-Term Capital Loss Carryover

If the S corporation used a long-term capital loss carryover from a previous tax year to reduce its long-term capital gain for the current taxable year, enter the amount used to apply to gains from assets acquired before January 1, 2012, in column (b).

Line 8 - Net Long-Term Capital Gain (Loss)

Subtract line 7 from line 6 and enter the difference in each column.

For each shareholder, enter the distributive share of the amounts from line 8 on Arizona Form 120S, Schedule K-1 or on Part II of Arizona Form 120S, Schedule K-1(NR).

For the calendar year 2014 or fiscal year beginning MM,DD,2014 and ending MM,DD,20YY.

CHECK ONE: Original Amended

Shareholder's Identifying Number	S Corporation's Employer Identification Number (EIN)
Shareholder's Name	S Corporation's Name
Shareholder's Address – number and street or rural route	S Corporation's Address – number and street or rural route
Shareholder's City, Town or Post Office State ZIP Code	S Corporation's City, Town or Post Office State ZIP Code
Shareholder's percentage of stock ownership for the taxable year:	%

Part I Net Capital Gain From Investment in a Qualified Small Business – Information Schedule

If the shareholder's federal Schedule K-1 (Form 1120-S) does not include any net capital gain (loss) from investment in a qualified small business, the S corporation is not required to complete Part I.

Pro Rata Share Items	(a) Distributive Share Amount
1 Net capital gain (loss) from investment in a qualified small business..... 1	

Part II Net Long-Term Capital Gain Subtraction – Information Schedule

If the shareholder's federal Schedule K-1 (Form 1120-S) includes net long-term capital gain (loss), complete line 2 and line 3 (if applicable). If the shareholder's federal Schedule K-1 (Form 1120-S) does not include any net long-term capital gain (loss), the S corporation is not required to complete Part II.

Pro Rata Share Items From Federal Form 1120-S, Schedule K-1	(a) Distributive Share Amount	(b) Net long-term capital gain (loss) included in column (a) from assets acquired before January 1, 2012	(c) Net long-term capital gain (loss) included in column (a) from assets acquired after December 31, 2011
2 Net long-term capital gain (loss)..... 2			

ADDITIONAL INFORMATION:

3 Net long-term capital gain (loss) from investment in a qualified small business (amount already included in line 2, column (c))..... 3			
--	--	--	--

Instructions for Shareholders

**Part I: Net Capital Gain from Investment in a
Qualified Small Business – Information
Schedule**

For taxable years beginning from and after December 31, 2013, Arizona allows a subtraction from Arizona gross income for any net capital gain derived from investment in a qualified small business and included in the individual taxpayer's federal adjusted gross income or the federal taxable income of the estate and trust. A qualified small business is determined by the Arizona Commerce Authority pursuant to A.R.S. §41-1518. Although the subtraction is only available to individuals, estates and trusts, an S corporation shareholder that is a pass-through entity (estate or trust) will need this information to calculate its subtraction or complete the Arizona Form 141AZ, Schedule K-1 or Schedule K-1(NR), for each beneficiary.

Line 1 -

Line 1, is your distributive share of net capital gain (loss) from investment in a qualified small business. To determine if you qualify to take this subtraction on your Arizona tax return, see the instructions for Form 140, 140PY, or 141AZ.

**Part II: Net Long-Term Capital Gain
Subtraction – Information Schedule**

Beginning in 2013, Arizona allows a subtraction from Arizona gross income for a percentage of any net long-term capital gain from assets acquired **after** December 31, 2011 and included in the individual taxpayer's federal adjusted gross income or the federal taxable income of the estate or trust. Although the subtraction is only available to individuals, estates and trusts, an S corporation shareholder that is a pass-through entity (estate or trust) will need this information to calculate its subtraction or complete the Arizona Form 141AZ, Schedule K-1 or Schedule K-1(NR), for each beneficiary.

Line 2 -

Line 2, column (c), is your distributive share of net long-term capital gain (loss) from assets acquired after December 31, 2011.

Line 3 -

Line 2, column (c), may include amount(s) for any net long-term capital gain from investment in a qualified small business. If you take the allowable subtraction on your Arizona income tax return for any net long-term capital gain from assets acquired after December 31, 2011, you cannot include the amount on line 3, column (c), for net long-term capital gain from investment in qualified small business in that allowable subtraction. For more information see the instructions for Form 140, 140PY, or 141AZ.

Individual shareholder:

To determine if you qualify to take a subtraction from income on your Arizona income tax return, the individual shareholder must complete the *Worksheet for Net Long-Term Capital Gain Subtraction for Assets Acquired After December 31, 2011*. The worksheet is included in the instructions for the resident and part-year resident income tax returns (Arizona Form 140 and Form 140PY).

Full-year residents use the amounts on line 2 and line 3 in column (c) to figure the allowable subtraction on the worksheet included with Arizona Form 140.

Part-year residents use the amounts on line 2 and line 3 in column (c) that is included in your Arizona gross income to figure the allowable subtraction on the worksheet included with Arizona Form 140PY.

Fiduciary shareholder:

If the net long-term capital gain (loss) in Part II is taxed at the estate or trust level, use the amounts on line 2 and line 3 in column (c) to complete the *Worksheet for Net Long-Term Capital Gain Subtraction for Assets Acquired After December 31, 2011*. The worksheet is included in the instructions of Form 141AZ for the estate or trust.

If the net long-term capital gain (loss) in Part II is distributed to the beneficiaries, use the amounts in line 2 and line 3 in column (c) to complete the *Worksheet for Net Long-Term Capital Gain Subtraction for Assets Acquired After December 31, 2011*. The worksheet is included in the instructions of Form 141AZ. The worksheet will assist the estate or trust in completing the Net Long-Term Capital Gain Subtraction – Information Schedule on Form 141AZ, Schedule K-1 or Schedule K-1(NR), for each beneficiary.

For the calendar year 2014 or fiscal year beginning MM,DD,2014 and ending MM,DD,20YY.

CHECK ONE: Original Amended

Shareholder's Identifying Number	S Corporation's Employer Identification Number (EIN)
Shareholder's Name	S Corporation's Name
Shareholder's Address – number and street or rural route	S Corporation's Address – number and street or rural route
Shareholder's City, Town or Post Office State ZIP Code	S Corporation's City, Town or Post Office State ZIP Code
Shareholder's percentage of stock ownership for the taxable year: _____ %	

Part I Share of Income and Deductions

Pro Rata Share Items From Federal Form 1120-S, Schedule K-1	(a) Distributive Share Amount	(b) Arizona Apportionment Ratio	(c) Arizona Source Income	Form 140NR Filers: Enter the amount in column (c) on:
1 Ordinary income (loss) from trade or business activities.....				
2 Net income (loss) from rental real estate activities...				
3 Net income (loss) from other rental activities				
4 Total: Add lines 1, 2, and 3				Line 21
5 Interest.....				Line 16
6 Dividends.....				Line 17
7 Royalties.....				Line 21
8 Net short-term capital gain (loss).....				Line 20
9 Net long-term capital gain (loss).....				Line 20
10 Net IRC Section 1231 gain (loss)				Line 20
11 Deferred amount of discharge of indebtedness income included in federal income in the current year under IRC Section 108(j).....				Line 22
12 Other income (loss)				Line 21
13 IRC Section 179 expense.....				Line 21
14 Deferred amount of original issue discount deduction included in federal income in the current year under IRC Section 108(i).....				Line 21
15 Other deductions: Include schedule				

Continued on page 2 →

Name of S Corporation (as shown on page 1)	Employer Identification Number
--	--------------------------------

Part II Net Capital Gain From Investment in a Qualified Small Business – Information Schedule

If the shareholder's federal Schedule K-1 (Form 1120-S) does not include any net capital gain (loss) from investment in a qualified small business, the S corporation is not required to complete Part II.

Pro Rata Share Items	(a) Distributive Share Amount	(b) Arizona Apportionment Ratio	(c) Arizona Source Income
16 Net capital gain (loss) from investment in a qualified small business..... 16			

Part III Net Long-Term Capital Gain Subtraction – Information Schedule

If the shareholder's federal Schedule K-1 (Form 1120-S) includes capital gain (loss), complete line 17 and line 18. If the shareholder's federal Schedule K-1 (Form 1120-S) does not include any capital gain (loss), the S corporation is not required to complete Part III.

Item From Federal Form 1120-S, Schedule K-1	(a) Distributive Share Amount From page 1, line 9, column (a).	(b) Arizona Source Income From page 1, line 9, column (c).	(c) Net <u>long-term</u> capital gain (loss) included in column (b) from assets acquired before January 1, 2012	(d) Net <u>long-term</u> capital gain (loss) included in column (b) from assets acquired after December 31, 2011
17 Total net long-term capital gain (loss)..... 17				

ADDITIONAL INFORMATION:

18 Net long-term capital gain (loss) from investment in a qualified small business (amount already included in line 17, column (d)) 18				
--	--	--	--	--

2014 Nonresident Shareholder's Share of Income and Deductions

Arizona Form 120S Schedule K-1(NR)

Instructions for Shareholders

Part I: Share of Income and Deductions

Column (c) is your Arizona source income. Nonresident individuals should report the amounts in column (c) on Arizona Form 140NR line numbers indicated on Arizona Form 120S, Schedule K-1(NR). Nonresident trusts or nonresident estates should add lines 4 through 12, column (c), and enter the total on Arizona Form 141AZ, page 2, Schedule A.

However, if Arizona Form 120S, Schedule K-1(NR), shows a loss, you may only claim such losses on your Arizona nonresident return to the extent that such losses are included in your federal adjusted gross income (individuals) or federal taxable income (trusts and estates). Therefore, if the loss is considered to be a passive activity loss for federal purposes, the loss will likewise be considered to be a passive activity loss for Arizona purposes.

If you have a passive activity loss from an S corporation that was derived from Arizona sources, you would not necessarily begin the Arizona return with the amounts shown in column (c) of your Arizona Form 120S, Schedule K-1(NR). For Arizona purposes, you must first determine if any portion of the loss shown on Arizona Form 120S, Schedule K-1(NR), has been limited on your federal return because of the federal passive activity loss rules.

The amount of passive activity loss which is derived from Arizona sources is the amount of the passive activity loss which will be allowed on the Arizona return. Therefore, any portion of the passive activity loss which is not allowed on the federal return due to the passive activity loss limitations will likewise be limited on the Arizona return. That portion of the passive activity loss derived from Arizona sources which is required to be carried forward for federal purposes will similarly be carried forward for Arizona purposes.

NOTE: The amount of Internal Revenue Code § 179 expense deductible is limited to the Arizona portion of the amount deducted on federal Form 1040, Schedule E.

Part II: Net Capital Gain from Investment in a Qualified Small Business – Information Schedule

For taxable years beginning from and after December 31, 2013, Arizona allows a subtraction from Arizona gross income for any net capital gain derived from investment in a qualified small business and included in the individual taxpayer's federal adjusted gross income or the federal taxable income of the estate and trust. A qualified small business is determined by the Arizona Commerce Authority pursuant to A.R.S. §41-1518. Although the subtraction is only available to individuals, estates and trusts, an S corporation shareholder that is a pass-through entity (estate or trust) will need this information to calculate its subtraction for the estate or trust or complete the Arizona Form 141AZ, Schedule K-1 or Schedule K-1(NR), for each beneficiary.

Line 16 -

Line 16, column (c), is your distributive share of net capital gain (loss) from investment in a qualified small business that is apportioned to Arizona.

Part III: Net Long-Term Capital Gain Subtraction – Information Schedule

Arizona allows a subtraction from Arizona gross income for a percentage of any net long-term capital gain from assets acquired after December 31, 2011, and included in the individual taxpayer's federal adjusted gross income or the federal taxable income of the estate or trust. Although the subtraction is only available to individuals, estates and trusts, an S corporation shareholder that is a pass-through entity (estate or trust) will need this information to calculate its subtraction or complete the Arizona Form 141AZ, Schedule K-1 or Schedule K-1(NR), for each beneficiary.

Line 17 -

Line 17, column (d), is your distributive share of net long-term capital gain (loss) from assets acquired after December 31, 2011 that is apportioned to Arizona.

Line 18 -

Line 17, column (d), may include amount(s) for any net long-term capital gain (loss) from investment in qualified small business. If you take the allowable subtraction on your Arizona income tax return for any net long-term capital gain from assets acquired after December 31, 2011, you cannot include the amount on line 18, column (d), for net long-term capital gain from investment in qualified small business in that allowable subtraction. For more information see the instructions for Form 140PY or 141AZ.

Individual shareholder:

To determine if you qualify to take a subtraction from income on your Arizona personal income tax return, the individual shareholder must complete the *Worksheet for Net Long-Term Capital Gain Subtraction for Assets Acquired After December 31, 2011*. The worksheet is included in the instructions for the nonresident income tax return (Arizona Form 140NR).

Nonresidents use only the amount of Arizona-sourced, net long-term capital gain (loss) entered on line 17 and line 18, column (d) to figure the allowable subtraction on the worksheet that is included with Arizona Form 140NR.

Fiduciary shareholder:

If the net long-term capital gain (loss) in Part III is taxed at the estate or trust level, use the information to complete the *Worksheet for Net Long-Term Capital Gain Subtraction for Assets Acquired After December 31, 2011*, included in the instructions of Arizona Form 141AZ for the estate or trust.

If the net long-term capital gain (loss) in Part III is distributed to the beneficiaries, use the information to complete the *Worksheet for Net Long-Term Capital Gain Subtraction for Assets Acquired After December 31, 2011*, included in the instructions of Arizona Form 141AZ. The worksheet will assist the estate or trust in completing the *Net Long-Term Capital Gain Subtraction – Information Schedule* on Arizona Form 141AZ, Schedule K-1 or Schedule K-1(NR), for each beneficiary.

THIS PAGE INTENTIONALLY LEFT BLANK

- 1 Arizona tax liability:** See instructions before completing this line..... 1 **00**
- 2 Required annual payment:**
- a Enter 90% of line 1..... **2a** **00**
- b Forms 99T, 120, and 120A: Enter the tax as shown on the 2014 return. See instructions..... **2b** **00**
- c Form 120S: See instructions..... **2c** **00**
- d Forms 99T, 120, and 120A: Enter the smaller of line 2a or line 2b. Form 120S: Enter the smaller of line 2a or line 2c..... **2d** **00**

Required Installments – Due Dates and Amounts				
	(a)	(b)	(c)	(d)
3 Installment due dates: See instructions..... 3	M, M, D, D, Y, Y	M, M, D, D, Y, Y	M, M, D, D, Y, Y	M, M, D, D, Y, Y
4 Required installments: Enter 25% of line 2d in columns (a) through (d) unless the taxpayer uses the annualized income installment method, the adjusted seasonal installment method or is a "large corporation". See instructions..... 4				

SCHEDULE A Required Installments Using the Annualized Income or Adjusted Seasonal Installment Methods Under IRC § 6655(e)

Part I Annualized Income Installment Method

	(a)	(b)	(c)	(d)
1 Annualization periods: See instructions..... 1	First _____ Months	First _____ Months	First _____ Months	First _____ Months
2 Enter taxable income for each annualization period..... 2				
3 Annualization amounts: See instructions..... 3				
4 Annualized taxable income: Multiply line 2 by line 3..... 4				
5 Calculate the tax on the amount in each column on line 4: See instructions..... 5				
6 Enter tax from recapture of tax credits for each payment period: See instructions..... 6				
7 Subtotal tax: Add lines 5 and 6..... 7				
8 For each period, enter the amount of nonrefundable tax credits: See instructions..... 8				
9 Arizona tax liability: Subtract line 8 from line 7. If zero or less, enter zero..... 9				
10 Refundable tax credits: See instructions..... 10				
11 Claim of right adjustment: See instructions..... 11				
12 Net liability: Subtract the sum of line 10 and line 11 from line 9. If zero or less, enter zero..... 12				
13 Applicable percentage..... 13	22.5%	45%	67.5%	90%
14 Multiply line 12 by line 13..... 14				
15 Add the amounts in all preceding columns from page 2, Part III, line 48: See instructions..... 15				
16 Annualized income installments: Subtract line 15 from line 14. If zero or less, enter zero..... 16				

Part II Adjusted Seasonal Installment Method

CAUTION: Use this method only if the base period percentage of any 6 consecutive months is at least 70%. See the instructions for more information.

	(a)	(b)	(c)	(d)
17 Enter taxable income for the following periods:	First 3 Months	First 5 Months	First 8 Months	First 11 Months
a Taxable year beginning in 2012..... 17a				
b Taxable year beginning in 2013..... 17b				
c Taxable year beginning in 2014..... 17c				
18 Enter taxable income for each period for taxable year beginning in 2015..... 18				

	(a) First 4 Months	(b) First 6 Months	(c) First 9 Months	(d) Entire Year
19 Enter taxable income for the following periods:				
a Taxable year beginning in 2012.....	19a			
b Taxable year beginning in 2013.....	19b			
c Taxable year beginning in 2014.....	19c			
20 Divide the amount in each column on line 17a by the amount in column (d) on line 19a.....	20			
21 Divide the amount in each column on line 17b by the amount in column (d) on line 19b.....	21			
22 Divide the amount in each column on line 17c by the amount in column (d) on line 19c.....	22			
23 Add lines 20 through 22.....	23			
24 Divide line 23 by three (3).....	24			
25 Divide line 18 by line 24.....	25			
26 Calculate the tax on the amount in each column on line 25: See instructions.....	26			
27 Divide the amount in columns (a) through (c) on line 19a by the amount in column (d) on line 19a.....	27			
28 Divide the amount in columns (a) through (c) on line 19b by the amount in column (d) on line 19b.....	28			
29 Divide the amount in columns (a) through (c) on line 19c by the amount in column (d) on line 19c.....	29			
30 Add lines 27 through 29.....	30			
31 Divide line 30 by three (3).....	31			
32 Multiply the amount in columns (a) through (c) of line 26 by the amount in the corresponding column of line 31. In column (d), enter the amount from line 26, column (d).....	32			
33 Enter tax from recapture of tax credits for each payment period: See instructions.....	33			
34 Subtotal tax: Add lines 32 and 33.....	34			
35 For each period, enter the amount of nonrefundable tax credits: See instructions.....	35			
36 Arizona tax liability: Subtract line 35 from line 34. If zero or less, enter zero.....	36			
37 Refundable tax credits: See instructions.....	37			
38 Claim of right adjustment: See instructions.....	38			
39 Net liability: Subtract the sum of line 37 and line 38 from line 36. If zero or less, enter zero.....	39			
40 Multiply line 39 by 90%.....	40			
41 Add the amounts in all preceding columns from Part III, line 48: See instructions.....	41			
42 Adjusted seasonal installments: Subtract line 41 from line 40. If zero or less, enter zero.....	42			

Part III Required Installments

	(a) First Installment	(b) Second Installment	(c) Third Installment	(d) Fourth Installment
43 If only one of the above parts is completed, enter the amount in each column from line 16 or line 42. (If both parts are completed, enter the smaller of the amounts in each column from line 16 or line 42.).....	43			
44 Enter 25% of line 2d on Form 120W in each column. NOTE: "Large corporations", see instructions for line 4 on page 2 of the instructions, for the amount to enter.....	44			
45 Enter the amount from line 47 of this schedule for the preceding column.....	45			
46 Add lines 44 and 45. Enter the total.....	46			
47 If line 46 is more than line 43, subtract line 43 from line 46. Otherwise, enter zero.....	47			
48 Required Installments: Enter the smaller of line 43 or line 46 here and on Form 120W, page 1, line 4.....	48			

2015 Estimated Tax Worksheet for Corporations

Obtain additional information or assistance by calling one of the numbers listed below:

Phoenix (602) 255-3381
From area codes 520 and 928, toll-free (800) 352-4090

Obtain tax rulings, tax procedures, tax forms and instructions, and other tax information by accessing the department's website at www.azdor.gov.

General Instructions

Who Is Required To Make Arizona Estimated Tax Payments

Entities filing Forms 99T, 120, 120A, or 120S that expect an Arizona tax liability for the taxable year of at least \$1,000 are required to make Arizona estimated tax payments.

A unitary group of corporations filing a combined return on Form 120 must make estimated tax payments on a combined basis. Therefore, a unitary group, as a single taxpayer, must make estimated tax payments if its Arizona tax liability for the taxable year is at least \$1,000.

An Arizona affiliated group filing a consolidated return pursuant to Arizona Revised Statutes (A.R.S.) § 43-947 on Form 120 must make estimated tax payments on a consolidated basis. Therefore, an Arizona affiliated group, as a single taxpayer, must make estimated tax payments if its Arizona tax liability for the taxable year is at least \$1,000.

Rounding Dollar Amounts

Taxpayers must round amounts to the nearest whole dollar. If 50 cents or more, round up to the next dollar. If less than 50 cents, round down.

Specific Instructions

All taxpayers who are required to make estimated tax payments should use Form 120W to compute the required annual payment of estimated tax and the required installments.

NOTE: *Several legislative changes are scheduled to be effective for tax year 2015. These changes may be affected by future legislation.*

- Laws 2011, 2nd Special Session, Chapter 1, Section 105, lowers the corporate tax rate from 6.5% to 6.0%.

Changes to the calculation of the sales factor of the apportionment ratio are scheduled to be available for tax year 2015.

- Laws 2011, 2nd Special Session, Chapter 1, Section 106, allows all non-air carrier taxpayers to select an enhanced apportionment ratio where the sales factor is weighted at 90% and the property and payroll factors are each weighted at 5%.

- Laws 2012, Chapter 2, Section 1, provides a binding election for a multistate service provider, as defined, to determine sales of services by the sum of 90% of the market sales and 10% of income producing activity sales.

Line 1 - Arizona Tax Liability

This amount is the taxpayer's estimated tax liability for the current taxable year. The Arizona tax liability is determined

as follows: [income tax plus tax from recapture of tax credits] less [nonrefundable tax credits and refundable tax credits]; or

Claim of right adjustments (Forms 120 and 120A): A taxpayer that computes its tax liability under the claim of right provisions should base its estimated tax liability on the net tax liability computed under the claim of right provisions.

Line 2 - Required Annual Payment

The Arizona required annual payment of estimated tax is the smaller of:

(a) *All taxpayers* - ninety percent of the taxpayer's Arizona tax liability (reduced by any refundable tax credits and the claim of right adjustment, if applicable) for the current taxable year; **or**

(b) *Forms 99T, 120, and 120A* - one hundred percent of the taxpayer's Arizona tax liability (reduced by any refundable tax credits and the claim of right adjustment, if applicable) for the prior taxable year.

Form 120S - an amount equal to the sum of: (a) ninety percent of the portion of the current taxable year's Arizona tax liability that is attributable to built-in gains income or certain capital gains income and (b) one hundred percent of the portion of the prior taxable year's Arizona tax liability that is attributable to excess net passive income.

NOTE: *Forms 99T, 120, and 120A filers must meet certain conditions in order to make estimated tax payments equal to one hundred percent of the prior taxable year's tax liability. (See instructions for line 2b.)*

Form 120S filers may not use one hundred percent of the prior taxable year's tax liability. In addition, Form 120S filers must meet certain conditions in order to make estimated tax payments equal to the amount calculated in (b) above. (See instructions for line 2c.)

Line 2a - (All Taxpayers)

Multiply line 1 by 90 percent. Enter the result on line 2a.

Line 2b - (Forms 99T, 120 and 120A)

Determine the amount of the taxpayer's Arizona tax liability from the prior taxable year (reduced by any refundable tax credits and the claim of right adjustment, if applicable). Enter this amount on line 2b.

DO NOT COMPLETE THIS LINE IF: (1) a return was not filed for the 2014 taxable year showing at least some amount of tax liability (an amount greater than zero); OR (2) the 2014 taxable year was a period of less than twelve months. Skip line 2b and enter the amount from line 2a on line 2d.

Line 2c - (Form 120S)

Enter an amount on line 2c that is the sum of:

- Ninety percent of the portion of the 2015 Arizona tax liability that is attributable to built-in gains income or certain capital gains income; plus

- One hundred percent of the portion of the 2014 Arizona tax liability that is attributable to excess net passive income.

DO NOT COMPLETE THIS LINE IF the 2014 taxable year was a period of less than twelve months. Skip line 2c and enter the amount from line 2a on line 2d.

Line 2d - (All Taxpayers)

Forms 99T, 120, and 120A: Enter the smaller of line 2a or line 2b (if an amount was entered on line 2b).

Form 120S: Enter the smaller of line 2a or line 2c (if an amount was entered on line 2c).

Line 3 - Installment Due Dates

Calendar year and fiscal year basis taxpayers are required to make their Arizona corporate estimated tax payments by the 15th day of the 4th, 6th, 9th, and 12th months of the taxable year. If the installment due date falls on a weekend or legal holiday, the payment is considered timely if made on the next business day.

Note for short period returns: *Enter the installment due dates and number of installments required by the Internal Revenue Service.*

Line 4 - Required Installments

When making estimated tax payments, be sure to take into account any 2014 overpayment that the taxpayer chose to credit against its 2015 Arizona tax liability.

Annualized Income Installment Method and/or Adjusted Seasonal Installment Method

If the taxpayer's income is expected to vary during the taxable year because, for example, it operates its business on a seasonal basis, it may be able to lower the amount of one or more required installments by using the annualized income installment method or the adjusted seasonal installment method.

Use Schedule A to calculate the amount of one or more required installments using one or both of these methods. If Schedule A is used for any payment due date, it must be used for all payment due dates.

Use Schedule A to arrive at the amount of each required installment and to select the lesser of:

- the annualized income installment;
- the adjusted seasonal installment (if applicable); or
- the regular installment (25% of the required annual payment) increased by any reduction recapture under IRC § 6655(e)(1)(B).

Instructions for "Large Corporations" (Forms 120 and 120A)

"Large corporation" means a corporation or unitary group of corporations if the corporation, or a predecessor corporation, had federal taxable income of one million dollars or more for any of the immediately preceding three taxable years, excluding any federal net operating loss or capital loss carrybacks or carryovers. An Arizona affiliated group filing a consolidated return pursuant to A.R.S. § 43-947 is treated as a single corporation for purposes of applying the large corporation definition.

A. If the taxpayer DOES NOT USE the annualized income installment method or the adjusted seasonal installment method, follow the instructions below to compute the amounts to enter on Form 120W, line 4.

If line **2a** is **less than** line **2b**:

- Enter 25 percent of line 2a in columns (a) through (d) of line 4.

If line **2b** is **less than** line **2a**:

- Enter 25 percent of line 2b in column (a) of line 4.
- Determine the amount to enter in column (b) as follows:
 - (i) Subtract line 2b from line 2a,
 - (ii) Add the result to the amount on line 2a, and
 - (iii) Multiply the total in (ii) above by 25 percent.
- Enter 25 percent of line 2a in columns (c) and (d).

B. If the taxpayer DOES USE the annualized income installment method and/or the adjusted seasonal installment method, use the following instructions to determine the amounts to enter on the Form 120W, Schedule A, Part III, line 44, columns (a) through (d). Then complete the remainder of the lines in Part III of Schedule A. Enter the amounts from Schedule A, Part III, line 48, columns (a) through (d) on Form 120W, line 4, columns (a) through (d).

If Form 120W, line **2a** is **less than** line **2b**:

- Enter 25 percent of line 2a in columns (a) through (d) of Schedule A, Part III, line 44.

If Form 120W, line **2b** is **less than** line **2a**:

- Enter 25 percent of line 2b in column (a) of Schedule A, Part III, line 44.
- Determine the amount to enter in column (b) of Schedule A, Part III, line 44 as follows:
 - (i) Subtract line 2b from line 2a,
 - (ii) Add the result to the amount on line 2a, and
 - (iii) Multiply the total in (ii) above by 25 percent.
- Enter 25 percent of line 2a in columns (c) and (d) of Schedule A, Part III, line 44.

Form 120W, Schedule A

Follow the steps below to determine which parts of the Form 120W, Schedule A, to complete.

- If only the annualized income installment method is used, complete Parts I and III of Schedule A.
- If only the adjusted seasonal installment method is used, complete Parts II and III of Schedule A.
- If both methods are used, complete all three parts of Schedule A.
- All taxpayers: In each column on Form 120W, line 4, enter the amounts from the corresponding column of line 48 of Schedule A.

CAUTION: *Do not compute any required installment until after the end of the month preceding the due date for that installment.*

Part I - Annualized Income Installment Method

Line 1 - Annualization Periods

Enter the annualization period that the taxpayer is using in the space on line 1, columns (a) through (d), respectively.

Forms 120, 120A, and 120S				
Option	1st Installment	2nd Installment	3rd Installment	4th Installment
Standard option	3	3	6	9
Option 1	2	4	7	10
Option 2	3	5	8	11

Form 99T				
Option	1st Installment	2nd Installment	3rd Installment	4th Installment
Standard option	2	3	6	9
Option 1	2	4	7	10

Line 3 - Annualization Amounts

Enter the annualization amounts for the option used on line 1.

Forms 120, 120A, and 120S				
Option	1st Installment	2nd Installment	3rd Installment	4th Installment
Standard option	4	4	2	1.33333
Option 1	6	3	1.71429	1.2
Option 2	4	2.4	1.5	1.09091

Form 99T				
Option	1st Installment	2nd Installment	3rd Installment	4th Installment
Standard option	6	4	2	1.33333
Option 1	6	3	1.71429	1.2

Line 5 - Calculate the Tax

NOTE: *Laws 2011, 2nd Special Session, Chapter 1, Section 105, lowers the corporate tax rate for tax year 2015 to 6.0%.*

Calculate the tax on the amount in each column using the instructions for 2014 Form 99T, line 6; or 2014 Form 120, line 16; or 2014 Form 120A, line 8; or 2014 Form 120S, line 12.

Line 6 - Tax From Recapture of Tax Credits

Enter the amount of tax due from recapture of the environmental technology facility, healthy forest enterprises, renewable energy industry, and qualified facilities tax credits.

Line 8 - Nonrefundable Tax Credits

Enter the total amount of nonrefundable tax credits to which the taxpayer is entitled because of events that occurred during the months shown in the column headings used to calculate annualized taxable income. Calculate this amount using the instructions for 2014 Form 99T, line 9; or 2014 Form 120, line 19; or 2014 Form 120A, line 11; or 2014 Form 120S, line 15.

Line 10 - Refundable Tax Credits

Enter the total amount of refundable tax credits to which the taxpayer is entitled because of events that occurred during the months shown in the column headings used to calculate annualized taxable income. Calculate this amount using the instructions for 2014 Form 99T, line 12; or 2014 Form 120, line 22; or 2014 Form 120A, line 14; or 2014 Form 120S, line 18.

Line 11 - Claim of Right Adjustment (Forms 120 and 120A)

A taxpayer that computes its tax liability under the claim of right provisions should base its estimated tax liability on the net tax liability computed under the claim of right provisions.

Line 15 - Cumulative Installments

Complete column (a) before completing columns (b) through (d). Before completing line 15 in columns (b) through (d), complete the following items in each of the preceding columns: line 16; Part II (if applicable); and Part III.

EXAMPLE: Complete line 16, Part II (if using the adjusted seasonal installment method), and Part III, in column (a) before completing line 15 in column (b).

Part II - Adjusted Seasonal Installment Method

Do not complete this part unless the taxpayer's base period percentage for any six consecutive months of the taxable year equals or exceeds 70 percent. The term "base period percentage" for any period of six consecutive months is the average of the three percentages calculated by dividing the taxable income for the corresponding six consecutive month period in each of the three preceding taxable years by the taxable income for each of their respective taxable years.

Line 26 - Calculate the Tax

NOTE: *Laws 2011, 2nd Special Session, Chapter 1, Section 105, lowers the corporate tax rate for tax year 2015 to 6.0%.*

Calculate the tax on the amount in each column using the instructions for 2014 Form 99T, line 6; or 2014 Form 120, line 16; or 2014 Form 120A, line 8; or 2014 Form 120S, line 12.

Line 33 - Tax From Recapture of Tax Credits

Calculate the tax from the recapture of the environmental technology facility credit, the credits for healthy forest enterprises, the credit for renewable energy industry, and the credit for qualified facilities.

Line 35 - Nonrefundable Tax Credits

Enter the total amount of nonrefundable tax credits to which the taxpayer is entitled because of events that occurred during the months shown in the column headings above line 17. Calculate this amount using the instructions for 2014 Form 99T, line 9; or 2014 Form 120, line 19; or 2014 Form 120A, line 11; or 2014 Form 120S, line 15.

Line 37 - Refundable Tax Credits

Enter the total amount of refundable tax credits to which the taxpayer is entitled because of events that occurred during the months shown in the column headings used to calculate taxable income for the period. Calculate this amount using the instructions for 2014 Form 99T, line 12; or 2014 Form 120, line 22; or 2014 Form 120A, line 14; or 2014 Form 120S, line 18.

Line 38 - Claim of Right Adjustment (Forms 120 and 120A)

A taxpayer that computes its tax liability under the claim of right provisions should base its estimated tax liability on the net tax liability computed under the claim of right provisions.

Line 41 - Cumulative Installments

Complete column (a) before completing columns (b) through (d). Before completing line 41 in columns (b) through (d), complete lines 42 through 48 in each of the preceding columns.

EXAMPLE: Complete lines 42 through 48 in column (a) before completing line 41 in column (b).

DO NOT USE THE 2014 FORM 120X TO AMEND A PRIOR TAXABLE YEAR. USE THE FORM 120X FOR THE TAXABLE YEAR BEING AMENDED.

For the calendar year 2014 or fiscal year beginning MM, M, D, D, 2, 0, 1, 4 and ending MM, M, D, D, 2, 0, Y, Y.

Business Telephone Number (with area code)	Name	Employer Identification Number (EIN)
Address – number and street or PO Box		
Business Activity Code (from federal Form 1120)	City, Town or Post Office	State ZIP Code

- 65** Check box if: Name change Address change
- A Correction of failure to check correct box on Form 120, question B to (see instructions):
A1 Separate company **A2** Combined (unitary group) **A3** Consolidated
- B Reason for filing Form 120X:
B1 Finalized federal audit (include copy)
B2 Amended federal return (include copy)
B3 Arizona adjustments only (see instructions)
- C Check this box if this amended return includes a capital loss carryback, and enter the last day of the tax year the capital loss originated: MM, M, D, D, Y, Y, Y, Y
- D This amended return changes Arizona filing method to (see instructions):
 Separate company Combined (unitary group)
- E ARIZONA apportionment for multistate corporations only (check one box):
 AIR Carrier STANDARD ENHANCED
- F Check this box if the election to be treated as a multistate service provider was made on the original return.

REVENUE USE ONLY. DO NOT MARK IN THIS AREA.

88
81 PM
66 RCVD

	(a) As Originally Reported or Adjusted	(b) Amount to Add or Subtract	(c) Corrected Amount
1 Taxable income.....	00	00	1 00
2 Additions to taxable income.....	00	00	2 00
3 Total taxable income: Add lines 1 and 2	00	00	3 00
4 Subtractions from taxable income	00	00	4 00
5 Arizona adjusted income: Subtract line 4 from line 3. WHOLLY ARIZONA CORPORATIONS GO TO LINE 13	00	00	5 00
6 Arizona adjusted income from line 5. MULTISTATE CORPORATIONS ONLY	00	00	6 00
7 Nonapportionable or allocable amounts. Multistate corporations only.....	00	00	7 00
8 Adjusted business income: Subtract line 7 from line 6. Multistate corporations only	00	00	8 00
9 Arizona apportionment ratio from Schedule A or Schedule ACA.....	.	.	9 .
10 Income apportioned to Arizona: Multiply line 8 by line 9. Multistate corporations only.....	00	00	10 00
11 Other income allocated to Arizona. Multistate corporations only	00	00	11 00
12 Income attributable to Arizona: Add lines 10 and 11. Multistate corporations only	00	00	12 00
13 Arizona income before NOL from line 5 or line 12	00	00	13 00
14 Arizona basis net operating loss carryforward: Include computation schedule	00	00	14 00
15 Arizona taxable income: Subtract line 14 from line 13.....	00	00	15 00
16 Enter tax: Tax is 6.5 percent of line 15 or \$50, whichever is greater	00	00	16 00
17 Tax from recapture of tax credits from Arizona Form 300, Part 2, line 31.....	00	00	17 00
18 Subtotal: Add lines 16 and 17	00	00	18 00
19 Nonrefundable tax credits from Arizona Form 300, Part 2, line 56	00	00	19 00
20 Credit type: Enter form number for each nonrefundable credit used	3	3	3 3
21 Tax liability: Subtract line 19 from line 18.....	00	00	21 00
22 Refundable tax credits: Check box(es) and enter amount	22	00	22 00
23 Payments (extension, estimated)	23	00	23 00
24 Payment with original return plus all payments after it was filed: from page 2, Schedule B.....	24	00	24 00
25 Total payments: See instructions.....			25 00
26 Overpayment, if any, as shown on original return or as later adjusted: See instructions			26 00
27 Total payments applied to amended tax liability: Subtract line 26 from line 25.....			27 00
28 TOTAL DUE: If line 21(c) is larger than line 27, enter the total due			28 00
29 Penalty and Interest.....			29 00
30 Payment due			30 00
31 OVERPAYMENT: If line 27 is larger than line 21(c), enter the overpayment			31 00
32 Amount of line 31 to be applied to 2015 estimated tax.....	32	00	32 00
33 Amount to be refunded: Subtract line 32 from line 31.....			33 00

Name (as shown on page 1)	EIN
---------------------------	-----

Declaration	The following declaration must be signed by one or more of the following officers: president, treasurer, or any other principal officer.		
	Under penalties of perjury, I(we), the undersigned officer(s) authorized to sign this return, declare that I(we) have examined this return, including the accompanying schedules and statements, and to the best of my(our) knowledge and belief, it is a true, correct and complete return, made in good faith, for the taxable year stated pursuant to the income tax laws of the State of Arizona.		
Please Sign Here	OFFICER'S SIGNATURE	DATE	TITLE
	OFFICER'S SIGNATURE	DATE	TITLE
Paid Preparer's Use Only	PAID PREPARER'S SIGNATURE	DATE	PAID PREPARER'S PTIN
	FIRM'S NAME (OR PAID PREPARER'S NAME, IF SELF-EMPLOYED)	FIRM'S <input type="checkbox"/> EIN OR <input type="checkbox"/> SSN	
	FIRM'S STREET ADDRESS	()	
	CITY	STATE	FIRM'S TELEPHONE NUMBER
			ZIP CODE

Mail to: Arizona Department of Revenue, PO Box 29079, Phoenix, AZ 85038-9079

THIS PAGE INTENTIONALLY LEFT BLANK

2014 Arizona Amended Corporation Income Tax Return

Obtain additional information or assistance by calling one of the numbers listed below:

Phoenix (602) 255-3381
From area codes 520 and 928, toll-free (800) 352-4090

Obtain tax rulings, tax procedures, tax forms and instructions, and other tax information by accessing the department's website at www.azdor.gov.

General Instructions

Use of 2014 Form 120X

Use the 2014 form to amend only the 2014 Form 120 or Form 120A, as originally filed, or as it was later adjusted by an amended return, Department of Revenue correction notice, or an audit, whichever is latest.

File an amended return for a prior taxable year on the Form 120X for that taxable year. Do not use the 2014 Form 120X to file an amended return for a prior taxable year.

Do not use the Form 120X to amend the Form 120S. Use the 2014 Form 120S to amend and be sure to check the box for "Amended" on the top of page 1 of Form 120S.

NOTE: *If you need to amend a year prior to 2014, Form 120X for prior years are available on the department's website at www.azdor.gov/Forms/Corporate.aspx.*

If an amended return is filed for a taxable year prior to 2007, include a copy of the original Arizona return.

When to File Form 120X

Form 120X may be filed only after the taxpayer has filed its original tax return (Form 120 or Form 120A) for the taxable year 2014. Generally, Form 120X must be filed within four years after the date the original return was due or after the date that the taxpayer filed it, whichever was later.

Do not file an amended return until the original return has been processed.

Reporting of Federal Amended Return Changes or Finalized Revenue Agent Report (RAR)

A taxpayer who files an amended return with the Internal Revenue Service (IRS) must file an Arizona amended return within 90 days of its final determination by the IRS.

The taxpayer must report to the department changes or corrections of the taxpayer's taxable income by the IRS or as the result of renegotiation of a contract or subcontract with the United States. The taxpayer must, within 90 days after the final determination of the change or correction, either:

- File a copy of the final determination with the department, concede the accuracy of the determination or state any errors, and request the department to recompute the tax owed to Arizona; or
- File an amended return as required by the department.

The department may require the taxpayer to file an amended return if the department does not have the necessary information to recompute the tax owed to Arizona.

Consolidated Return Election

The common parent of an affiliated group of corporations that files a federal consolidated return may elect to file an Arizona consolidated return. The common parent must make the election by the due date, including extensions, for filing the original return. A taxpayer may file the 2014 Form 120X to change its method of filing to consolidated for the taxable year 2014 only if the 2014 Form 120X is filed by the due date, including extensions, of the taxpayer's 2014 Form 120.

Refer to the 2014 Form 120 instructions for more information about the requirements for the election to file on a consolidated basis.

Required Supporting Documents with Form 120X

Include any schedules, forms, and/or statements which are necessary to fully explain and substantiate the change(s).

Is the Arizona apportionment ratio (for air carriers) changing? Include Schedule ACA.

Is the taxpayer reporting federal amended return changes? Include a copy of the amended return with all applicable schedules.

Is the taxpayer reporting finalized RAR changes? Include a copy of the RAR with all applicable schedules.

Is the Arizona method of filing changing (information question D)? Complete Form 51, *Combined or Consolidated Return Affiliation Schedule*, according to the Form 51 instructions and include it with Form 120X.

Rounding Dollar Amounts

Taxpayers must round amounts to the nearest whole dollar. If 50 cents or more, round up to the next dollar. If less than 50 cents, round down.

Specific Instructions

Type or print the required information in the name, address, and information boxes on the top of page 1. If the taxpayer has a foreign address, enter the information in the following order: city, province or state, and country. Follow the country's practice for entering the postal code. **Do not abbreviate the country's name.** If this is a consolidated return, enter the common parent corporation's name and address. The name for a consolidated return should include the phrase "and affiliates." If this is a combined return, enter the name and address of the corporation under which the group is filing. The name for the combined return should include either the phrase "and unitary affiliates" or "and unitary subsidiaries," whichever is applicable.

Indicate whether the taxable year is a calendar year or a fiscal year; if a fiscal year, indicate the taxable year on the top of page 1 of the return.

Enter the corporation's employer identification number (EIN), which is the taxpayer identification number (TIN). If this is a consolidated return, enter the TIN of the common parent

corporation. If this is a combined return, enter the TIN of the corporation under which the group is filing.

All returns, statements, and other documents filed with the department require a TIN. Taxpayers that fail to include their TIN may be subject to a penalty. Paid tax return preparers must include their TIN where requested. The TIN for a paid tax return preparer is the individual's social security number or the EIN of the business. Paid tax return preparers that fail to include their TIN may be subject to a penalty.

Line A: If the correct box WAS NOT CHECKED on the 2014 Form 120, line B, indicate the correct method of filing by checking the appropriate box. Explain the correction on the 2014 Form 120X, Schedule C.

If the correct box WAS CHECKED on the 2014 Form 120, information question B: (i) do not check any boxes for line A and (ii) answer line D, if Form 120X is being filed to change the Arizona method of filing.

Line B: Check the Arizona adjustments only box if the amended return is being filed to report only state changes. State change examples include adjustments to the apportionment ratio and adjustments to either additions to or subtractions from federal taxable income.

Line C: If this amended return is filed to incorporate a capital loss carryback, check the box and enter the last day (month, day and year) of the tax year the capital loss originated.

Line D: If this amended return is filed to change the Arizona method of filing, check the appropriate box. Complete the Form 120X, Schedule C, to explain the changes. Include a completed Form 51 with Form 120X.

Line E: If this amended return includes changes to the Arizona apportionment ratio, check the appropriate box. Complete Form 120X, Schedule A, (or include a revised Schedule ACA, if applicable) and explain the changes on Schedule C.

Line F: Check the box on line F if the election to be treated as a multistate service provider was made on your original return.

NOTE to Line F: *The multistate service provider election as prescribed in the Arizona Revised Statutes (A.R.S.) §43-1147(B) must be made on the taxpayer's timely filed original tax return including extensions. This election is binding for five consecutive taxable years. Taxpayers cannot make the election or revoke the election by amending the tax return. See A.R.S. §43-1147 and Schedule MSP for more information.*

Lines 1 through 8, lines 10 through 19, and line 21 -

NOTE: *Columns (a) and (c) must be completed for each line whether or not a change has been made to a particular line. Enter an amount in column (b) only if a change has been made for a particular line.*

- **Column (a):** Enter the amounts as shown on the original return or as adjusted by any prior audit, amended return, or Department of Revenue correction notice, whichever is latest.

- **Column (b):** Enter the amount of any change(s). Include any schedules, forms, and/or statements which are necessary to fully explain and substantiate the change(s). The amounts entered in column (b) should be the net increase or net decrease for each line that has been changed. Use a minus sign to indicate decreases entered in column (b).
- **Column (c):** Add the increase in column (b) to the amount in column (a) or subtract the decrease in column (b) from column (a). Enter the result here. If the line has not been changed, enter the amount from column (a) in column (c).

**Line 9 - Apportionment Ratio
(Multistate Taxpayers Only)**

If the apportionment ratio is being amended, enter the amended apportionment ratio in column (c) from page 2, Schedule A, line A5, column C, or from Schedule ACA, line 3. If the apportionment ratio is not being amended, enter the apportionment ratio from the 2014 Form 120, page 1, line 9, or as adjusted by any prior audit or amended return, whichever is latest. The taxpayer must carry out the ratio on line 9 to six places.

Refer to the Schedule ACA or Schedule A instructions for more information. Do not enter an amount on page 1, line 9, before reading the Schedule ACA or Schedule A instructions.

Line 16 - Arizona Tax

Multiply Arizona taxable income [line 15, column (c)] by 6.5%. If the computed amount of tax is less than \$50, enter the minimum tax of \$50. Every corporation required to file a return shall pay a \$50 minimum tax in accordance with Arizona Revised Statutes (A.R.S.) § 43-1111.

Combined or consolidated returns - a unitary group or an Arizona affiliated group is considered a single taxpayer. The minimum tax is imposed on the single taxpayer rather than on each corporation within the group.

Line 17 - Tax from Recapture of Tax Credits

Enter the amount of tax due from recapture tax credits from Arizona Form 300, Part 2, line 31.

Line 18 - Subtotal

Add lines 16 and 17. This is the amount of tax to which the total amount of tax credits claimed by the taxpayer may be used.

Line 19 - Nonrefundable Tax Credits

Enter the allowable nonrefundable tax credit amount from Arizona Form 300, Part 2, line 56. This amount cannot be larger than the amount on Form 120X, line 18.

- **Enterprise Zone Credit.** The enterprise zone credit has been repealed. The repeal did not affect carryforwards of properly established credits. See Form 304 for more information.
- **Environmental Technology Facility Credit.** This tax credit is for costs incurred in constructing a qualified environmental technology manufacturing, producing, or

processing facility as described in A.R.S. § 41-1514.02. See Form 305 for more information.

- **Military Reuse Zone Credit.** This tax credit is for net increases in employment of full-time employees working in a military reuse zone established under Arizona law. See Form 306 for more information.
- **Credit for Increased Research Activities.** This tax credit is for taxpayers who incur qualified research expenses for research conducted in Arizona. The credit applies to taxable years beginning from and after December 31, 2000. A portion of the excess credit claimed for taxable years beginning from and after December 31, 2009 may be refundable with approval from the Arizona Commerce Authority. Be sure to include only the nonrefundable portion on line 19. See Form 308 for more information.
- **Pollution Control Credit.** This tax credit is for expenses incurred during the taxable year to purchase real or personal property used in the taxpayer's trade or business in Arizona to control or prevent pollution. See Form 315 for more information.
- **Credit for Taxes Paid for Coal Consumed in Generating Electrical Power.** This tax credit is for a percentage of the amount paid by the seller or purchaser as transaction privilege tax or use tax for coal sold to the taxpayer that is consumed in the generation of electrical power in Arizona. "Amount paid by the seller or purchaser as transaction privilege tax or use tax" means that the Arizona transaction privilege tax was passed through to the taxpayer by the seller as an added charge or that the seller collected the Arizona use tax from the taxpayer or that the taxpayer paid the Arizona use tax to the department. See Form 318 for more information.
- **Credit for Solar Hot Water Heater Plumbing Stub Outs and Electric Vehicle Recharge Outlets.** This tax credit is for the installation of solar hot water heater plumbing stub outs and electric vehicle recharge outlets in houses or dwelling units constructed by the taxpayer. The houses or dwelling units must be located in Arizona. See Form 319 for more information.
- **Credit for Employment of TANF Recipients.** This tax credit is for net increases in qualified employment for recipients of temporary assistance for needy families (TANF) who are residents of Arizona. See Form 320 for more information.
- **Agricultural Pollution Control Equipment Credit.** This tax credit is for expenses incurred during the taxable year to purchase tangible personal property that is primarily used in the taxpayer's business in Arizona to control or prevent agricultural pollution. See Form 325 for more information.
- **Credit for Donation of School Site.** This tax credit is for the donation of real property and improvements to an Arizona school district or Arizona charter school for use as a school or as a site for the construction of a school. See Form 331 for more information.
- **Credits for Healthy Forest Enterprises.** These tax credits are for net increases in qualified employment positions in a healthy forest enterprise and net training and certifying costs. See Form 332 for more information.
- **Credit for Employing National Guard Members.** This credit is for an employer who has an employee that is a member of the Arizona National Guard and the employee was placed on active duty. See Form 333 for more information.
- **Motion Picture Credits.** Motion picture production companies that produced motion pictures, commercials, music videos, or television series completely or partially in Arizona may claim a transferable income tax credit for production costs. To qualify, productions must have been preapproved by the Arizona Commerce Authority by December 31, 2010. See Form 334 for more information.
- **Credit for Corporate Contributions to School Tuition Organizations.** This credit is for corporations who make contributions to school tuition organizations which provide scholarships and tuition grants to children attending qualified nongovernmental schools. See Form 335 for more information.
- **Credit for Solar Energy Devices - Commercial and Industrial Applications.** This credit is available to taxpayers that install solar energy devices for commercial, industrial, or any other nonresidential purpose in the taxpayer's trade or business located in Arizona. The taxpayer or an exempt organization may transfer the credit to a third party that either financed, installed, or manufactured the qualifying solar energy device. See Form 336 for more information.
- **Credit for Water Conservation System Plumbing Stub Outs.** The credit for water conservation system plumbing stub outs has expired. This credit may not be claimed for taxable years ending after December 31, 2011. However, any credit carryover established in calendar year 2011 and prior will be allowed for not more than five consecutive taxable years. See Form 337 for more information.
- **Credit for Corporate Contributions to School Tuition Organizations for Displaced Students or Students with Disabilities.** This tax credit is for corporations who make contributions to school tuition organizations that provide scholarships and tuition grants to qualifying children attending qualified nongovernmental schools. See Form 341 for more information.
- **Renewable Energy Production Tax Credit.** This tax credit is for taxpayers that produce electricity using qualified energy resources. Approval by the Arizona Department of Revenue is required prior to claiming this tax credit. See Form 343 for more information.

- **Solar Liquid Fuel Credit.** This tax credit is for taxpayers that increase research activities related to solar liquid fuel. Additional credits will become available in 2016 for production and delivery system costs. See Form 344 for more information.
- **Credit for New Employment.** This tax credit is for taxpayers that have net increases in employment. The credit limit is administered by the Arizona Commerce Authority. See Form 345 for more information.
- **Additional Credit for Increased Research Activities for Basic Research Payments.** This tax credit is for taxpayers that make qualified basic research payments for research conducted in Arizona. Approval by the Arizona Department of Revenue is required prior to claiming this tax credit. See Form 346 for more information.
- **Credit for Qualified Health Insurance Plans.** This tax credit is for employers that provide qualified health insurance plans or contribute to health savings accounts for its employees who are Arizona residents. See Form 347 for more information.
- **Credit for Renewable Energy Investment and Production for Self-Consumption by Manufacturers.** This tax credit is for investment in new renewable energy facilities that produce energy for self-consumption using renewable energy resources if the power will be used primarily for manufacturing. See Form 351 for more information.

Complete the appropriate credit form for each credit. Include the completed credit form(s) and also Form 300 with Form 120X, whether or not the amount claimed on line 19 has changed.

Line 20 - Credit Type

Indicate which tax credits were used on line 19 by entering the applicable form number(s) in the space provided. Complete this line whether or not the amount of tax credits claimed on line 19 has changed.

Nonrefundable Income Tax Credit	Form
Enterprise Zone Credit	304
Environmental Technology Facility Credit	305
Military Reuse Zone Credit	306
Credit for Increased Research Activities	308
Pollution Control Credit	315
Credit for Taxes Paid for Coal Consumed in Generating Electrical Power	318
Credit for Solar Hot Water Heater Plumbing Stub Outs and Electric Vehicle Recharge Outlets	319
Credit for Employment of TANF Recipients	320
Agricultural Pollution Control Equipment Credit	325
Credit for Donation of School Site	331
Credits for Healthy Forest Enterprises	332
Credit for Employing National Guard Members	333
Motion Picture Credits	334
Credit for Corporate Contributions to School Tuition Organizations	335
Credit for Solar Energy Devices - Commercial and Industrial Applications	336
Credit for Water Conservation System Plumbing Stub Outs	337

Nonrefundable Income Tax Credit	Form
Credit for Corporate Contributions to School Tuition Organizations for Displaced Students or Students With Disabilities	341
Renewable Energy Production Tax Credit	343
Solar Liquid Fuel Credit	344
Credit for New Employment	345
Additional Credit for Increased Research Activities for Basic Research Payments	346
Credit for Qualified Health Insurance Plans	347
Credit for Renewable Energy Investment and Production for Self-Consumption by Manufacturers	351

Line 22 - Refundable Tax Credits

Check the box marked 308, 342 and/or 349 to indicate which of these tax credits the taxpayer is claiming. Enter the total amount of the credits claimed on line 22. Include the completed credit form(s) with Form 120X, whether or not the amount claimed on line 22 has changed.

Credit for Increased Research Activities. A portion of this tax credit is refundable for qualified taxpayers. The refund is limited to 75% of the excess credit, which is the current year's credit less the current year's tax liability, not to exceed the amount approved by the Arizona Commerce Authority. Include a copy of your "Certificate of Qualification" from the Arizona Commerce Authority, Form 300 and Form 308 with your return. Enter the amount from Form 308, Part 6, line 46.

Credit for Renewable Energy Industry. This tax credit is for expanding or locating qualified renewable energy operations in Arizona and is refundable in five equal installments. Pre-approval and post-approval are required through the Arizona Commerce Authority. Include a copy of your "Certification of Qualification" from the Arizona Commerce Authority and Form 342 with your tax return to claim this credit. Enter the amount from Form 342, Part 6, line 18.

Credit for Qualified Facilities. This tax credit is for expanding or locating a qualified facility in Arizona and is refundable in five equal installments. Pre-approval and post-approval are required through the Arizona Commerce Authority. Include a copy of your "Certification of Qualification" from the Arizona Commerce Authority and Form 349 with your tax return to claim this credit. Enter the amount from Form 349, Part 6, line 18.

If you are claiming more than one of the refundable tax credits, check the appropriate boxes and add the amounts from the credit forms together and enter the total on line 22, or use the worksheet below to figure the amount to enter on line 22.

Refundable Credit Worksheet	
1. Enter the refundable credit from Form 308, Part 6, line 46.	
2. Enter the apportioned credit from Form 342, Part 6, line 18.	
3. Enter the apportioned credit from Form 349, Part 6, line 18.	
4. Add the amounts on lines 1, 2, and 3. Enter the total here and on Form 120X, line 22.	

Line 23 - Payments (Extension, Estimated)

Enter the total amount from the original return (2014 Form 120, lines 23 and 24; or 2014 Form 120A, lines 15 and 16).

Line 24 - Payment with Original Return (Plus All Payments After It Was Filed)

Enter the amount from page 2, Schedule B, line B4.

Line 25 - Total Payments

Add lines 22, 23 and 24. Enter the total.

NOTE FOR CLAIM OF RIGHT RESTORATION: *If the tax for the taxable year 2014 was computed under the provisions for a claim of right restoration, line 25 also includes the credit for the tax reduction for prior taxable year(s). Refer to Arizona Corporate Income Tax Procedure CTP 95-3 for further information. Write "A.R.S. § 43-1130.01" and the total amount of the tax reduction for prior taxable year(s) in the space to the left of the total payment amount entered on line 25. The amount entered on line 25 is the total of lines 22, 23 and 24 and the tax reduction for prior taxable year(s). Include a schedule computing the tax reduction for the prior taxable year(s).*

Line 26 - Overpayment from Original Return or as Later Adjusted

Enter the amount of any overpayment of tax from the original return (2014 Form 120, line 31; or 2014 Form 120A, line 23), and the total amount of any overpayments of tax from a Department of Revenue correction notice, a previously filed amended return (2014 Form 120X, line 31), or an audit.

Line 28 - Total Due

If line 21, column (c) is **larger** than line 27, enter the difference. This is the amount of tax due.

Line 29 - Penalty and Interest

Calculate any penalty and interest due. Calculate interest on the amount shown on line 28 at the prevailing rate. The interest period is from the original due date of the return to the payment date, and is compounded annually.

Line 30 - Payment Due

Add lines 28 and 29, and enter the total here. This is the amount of payment due. Non-EFT payment must be included with the amended return. Payments can be made via check, electronic check, money order, or credit card.

Check or Money Order

Make checks payable to Arizona Department of Revenue. Include the taxpayer's EIN on the front of the check or money order. Include the check or money order with the return.

Internet Payments

Corporate taxpayers must be licensed by the department before they can register to pay taxes online. Go to www.AZTaxes.gov to register and make payments over the internet.

Electronic payment from checking or savings account

Payments can be made electronically from a checking or savings account. Go to www.AZTaxes.gov and choose the e-check option. There is no fee to use this method. This payment method will debit the amount from the specified checking or savings account on the date specified. If an electronic payment is made from a checking or savings account, a confirmation number will be generated. Please keep this confirmation number as proof of payment.

Credit card payment

Payments can be made via American Express, Discover, MasterCard or VISA credit cards. Go to www.AZTaxes.gov and choose the credit card option. This will take you to the website of the credit card payment service provider. The service provider will charge a convenience fee based on the amount of the tax payment. The service provider will disclose the amount of the convenience fee during the transaction and the option to continue or cancel the transaction will be presented. If you accept the convenience fee and complete the credit card transaction, a confirmation number will be generated. Please keep this confirmation number as proof of payment.

Line 31 - Overpayment

If line 27 is **larger** than line 21, column (c), enter the difference. This amount is the overpayment from this amended return.

Line 32 - Amount to be Applied to 2015 Estimated Taxes

The taxpayer may apply part or all of an overpayment reported on line 31 as a 2015 estimated tax payment, if this amended return is filed during the taxpayer's taxable year 2015. Enter the applicable amount on line 32. If the taxpayer wants the entire line 31 amount to be refunded, enter zero.

Line 33 - Amount to be Refunded

Subtract line 32 from line 31, and enter the difference. This is the net refund amount.

Schedule ACA – Air Carrier Apportionment Formula (Multistate Air Carriers Only)
--

Schedule ACA must be completed and included only if the 2014 Form 120X is filed to amend the apportionment ratio. The taxpayer must complete Schedule ACA to amend the apportionment ratio originally computed on Schedule ACA or if the taxpayer incorrectly used the Form 120, Schedule E, rather than Schedule ACA to compute the apportionment ratio. Schedule ACA is available on the department's website: <http://www.azdor.gov/Forms/Corporate.aspx>. If the apportionment ratio is not being amended, enter the apportionment ratio from the 2014 Form 120 or as adjusted by any prior audit or amended return, whichever is latest, on the Form 120X, page 1, line 9, in column (a) and column (c).

A.R.S. § 43-1139 requires a taxpayer that is a qualifying air carrier to use an alternate apportionment method to apportion its business income to Arizona.

The taxpayer must be engaged in air commerce. "Air commerce" means transporting persons or property for hire by aircraft in interstate, intrastate or international transportation. If the taxpayer files a combined or consolidated return, the combined group or the Arizona affiliated group must use this method of apportionment if 50% or more of the taxpayer's gross income is derived from air commerce. The taxpayer will apportion its business income by means of a single apportionment ratio computed under this method for all group members.

**Schedule A – Apportionment Formula
(Non-Air Carrier Multistate Taxpayers Only)**

Schedule A must be completed only if the 2014 Form 120X is filed to amend the apportionment ratio (if the taxpayer was required to use Schedule A). If the apportionment ratio is not being amended, enter the apportionment ratio from the 2014 Form 120 or as adjusted by any prior audit or amended return, whichever is latest, on the Form 120X, page 1, line 9, in column (a) and column (c).

A.R.S. § 43-1139 (Allocation of business income) provides that the apportionment ratio is a fraction. Non-air carrier taxpayers may choose either the standard apportionment formula (option 1) or the enhanced apportionment formula (option 2). For the standard apportionment formula, the numerator of the fraction is the property factor plus the payroll factor plus two times the sales factor. The denominator of the fraction is four. For the enhanced apportionment formula, the numerator of the fraction is 7.5 times the property factor plus 7.5 times the payroll factors plus 85 times the sales factor. The denominator of the fraction is 100.

When computing the factors of the apportionment ratio, round amounts to the nearest whole dollar. If 50 cents or more, round up to the next dollar. If less than 50 cents, round down.

NOTE: For the detailed instructions with respect to the standard apportionment formula or the enhanced apportionment formula, see the instructions for 2014 Form 120.

Option 1: Standard Apportionment Formula

Line A3f -

NOTE: Multiply the amount entered on line A3d, column A, the total Arizona sales, by two (double weighted sales factor) on line A3e, column A. Enter the result on line A3f, column A. Do not double the amount entered on line A3d, column B, the everywhere sales of the taxpayer.

EXAMPLE: The taxpayer has total Arizona sales of \$100,000 (on line A3d, column A) and total everywhere sales of \$1,000,000 (on line A3d, column B). On line A3f, column A, enter \$200,000 of Arizona sales. On line A3f, column B, enter \$1,000,000 of everywhere sales for the taxpayer.

The sales factor ratio in column C of line A3f may, in certain circumstances, exceed 100 percent. However, since the total ratio (line A4) is divided by four, the average ratio (line A5) will not exceed 100 percent.

NOTE: The multistate service provider election as prescribed in the Arizona Revised Statutes (A.R.S.) §43-1147(B) must be made on the taxpayer's timely filed original tax return including extensions. This election is binding for five consecutive taxable years. Taxpayers cannot make the election or revoke the election by amending the tax return. See A.R.S. §43-1147 and Schedule MSP for more information.

Line A5 - Average Apportionment Ratio

Divide the total ratio, line A4, column C, by four. Enter the average ratio amount here and on page 1, line 9, column (c). Express the ratio as a decimal carried out to six places.

NOTE: The taxpayer must exclude a factor if both the numerator and the denominator of a factor are zero. Do not exclude a factor from the total ratio (line A4, column C) if the numerator of a factor is zero and the denominator of a factor is greater than zero. If the property or payroll factor is excluded, determine the average ratio (line A5, column C) by dividing the total ratio by three. If the sales factor is excluded, determine the average ratio by dividing the total ratio by two. If two of the factors are excluded, the remaining factor, without respect to any weighting, is the apportionment ratio.

Option 2: Enhanced Apportionment Formula

Line A1e -

Compute the property factor numerator by multiplying the total amount of Arizona property (line A1c, column A) by 7.5. Do not multiply the property factor denominator by 7.5. Next, for line A1e, divide column A by column B and enter the resulting ratio in column C. Express the ratio as a decimal carried out to six places. The property factor on line A1e, column C, may exceed 100 percent.

Line A2c -

Compute the payroll factor numerator by multiplying the total amount of Arizona payroll (line A2a, column A) by 7.5. Do not multiply the payroll factor denominator by 7.5. Next, for line A2c, divide column A by column B and enter the resulting ratio in column C. Express the ratio as a decimal carried out to six places. The property factor on line A2c, column C, may exceed 100 percent.

Line A3f -

NOTE: Multiply the amount entered on line A3d, column A, the total Arizona sales, by 85 on line A3e, column A. Enter the result on line A3f, column A. Do not multiply the amount entered on line A3d, column B, the everywhere sales of the taxpayer, by 85.

EXAMPLE: The taxpayer has total Arizona sales of \$100,000 (on line A3d, column A) and total everywhere sales of \$1,000,000 (on line A3d, column B). On line A3f, column A, enter \$8,500,000 of Arizona sales. On line A3f, column B, enter \$1,000,000 of everywhere sales for the taxpayer.

The sales factor ratio in column C of line A3f may, in certain circumstances, exceed 100 percent. However, since the total

ratio (line A4) is divided by 100, the average ratio (line C5) will not exceed 100 percent.

NOTE: *The multistate service provider election as prescribed in the Arizona Revised Statutes (A.R.S.) §43-1147(B) must be made on the taxpayer's timely filed original tax return including extensions. This election is binding for five consecutive taxable years. Taxpayers cannot make the election or revoke the election by amending the tax return. See A.R.S. §43-1147 and Schedule MSP for more information.*

Line A5 - Average Apportionment Ratio

Divide the total ratio, line A4, column C, by 100. Enter the average ratio amount here and on page 1, line 9, column (c). Express the ratio as a decimal carried out to six places.

NOTE: *The taxpayer must exclude a factor if both the numerator and the denominator of a factor are zero. Do not exclude a factor from the total ratio (line A4, column C) if the numerator of a factor is zero and the denominator of a factor is greater than zero. If the property or payroll factor is excluded, determine the average ratio (line A5, column C) by dividing the total ratio by 92.5. If the sales factor is excluded, determine the average ratio by dividing the total ratio by 15. If two of the factors are excluded, the remaining factor, without respect to any weighting, is the apportionment ratio.*

Schedule B – Schedule of Payments

List the payment sent with the original return and all payments made by the taxpayer after the original return was filed.

If additional space is required to list all of the payments, prepare a schedule (in the same format) labeled “Schedule B – Schedule of Payments” and include the schedule with the Form 120X.

DO NOT include the claim of right credit computed under A.R.S. § 43-1130.01 in this schedule.

DO NOT include amounts paid for penalties and interest or payments reported on page 1, line 23.

Enter the total on Schedule B, line B4, and on page 1, line 24.

Schedule C – Explanation of Changes

Explain the changes made in this return. If additional space is needed, prepare a schedule (in the same format) labeled “Schedule C – Explanation of Changes” and include the schedule with the Form 120X. Include any necessary supporting documentation with the return.

Certification

One or more of the following officers (president, treasurer, or any other principal officer) must sign the return.

Paid preparers: Sign and date the return. Complete the firm name and address lines (the paid preparer's name and address, if self-employed). Enter the paid preparer's TIN, which is the firm's EIN or the individual preparer's social security number.

Interest

The department will calculate any interest due and will either include it in the refund or bill the taxpayer for the interest.

Obtain information and current interest rates by contacting one of the numbers listed on page 1 of these instructions. Interest rate tables are also available on the department's website at the address listed on page 1 of these instructions.

THIS PAGE INTENTIONALLY LEFT BLANK

Please type or print. Include with your return.

For the calendar year 2014 or fiscal year beginning MM,MM,DD,2014 and ending MM,MM,DD,20YY.

For the first taxable year a consolidated return is filed, this form must be completed by each subsidiary and included with the return.

Name	Employer Identification Number (EIN)
------	--------------------------------------

Address – Number and street or PO Box

City, Town or Post Office	State	ZIP Code
---------------------------	-------	----------

Name of Common Parent Corporation	Employer Identification Number (EIN)
-----------------------------------	--------------------------------------

The subsidiary corporation named above authorizes its common parent corporation to include it in a consolidated return for the taxable year indicated. The authorization also applies to each succeeding taxable year, unless the department consents to a change of filing method.

Signature

Declaration	Under penalties of perjury, I declare that the subsidiary named above has authorized me to sign this form on its behalf, that I have examined this form and the information contained herein, and to the best of my knowledge and belief, it is correct and complete.		
Please Sign Here	SIGNATURE OF CORPORATE OFFICER	DATE	TITLE
	NAME OF CORPORATE OFFICER		PHONE NUMBER (with area code)

General Instructions

Purpose of Form

The common parent of an affiliated group that files a federal consolidated return may elect to file an Arizona consolidated return. The election by the common parent is effective only if it is accompanied by written consents to the election signed by each of the members of the affiliated group. This form is used by each of the subsidiary corporations included in the affiliated group to consent to the election made by the common parent. The consent form must be signed by a current officer of each subsidiary in the affiliated group.

NOTE: Refer to A.R.S. § 43-947 and Form 120 instructions for further information regarding the election to file an Arizona consolidated return.

The election must be made by the common parent on or before the due date, including any extensions, for filing the original return (Form 120). The completed Form(s) 122 must be included with Form 120 filed with the department for the first taxable year a consolidated return is filed. The consent form must be signed by a current officer of each subsidiary in the affiliated group.

How to Make an Election to File an Arizona Consolidated Return

- Complete a separate Form 122 for each subsidiary included in the federal affiliated group for the taxable year for which the election is made. The Form 122 for each subsidiary must be signed by a current officer of that subsidiary.
- File all of the completed Form(s) 122 (for each subsidiary included in the federal affiliated group) AND the tax return by the due date, including extensions, for filing the original return.

THIS PAGE INTENTIONALLY LEFT BLANK

For the [] calendar year 2014 or [] fiscal year beginning [M, M, D, D] 2, 0, 1, 4 and ending [M, M, D, D] 2, 0, Y, Y.

Business Telephone Number (with area code) Name Address - number and street or PO Box Business Activity Code (from federal Form 1065) City, Town or Post Office State ZIP Code CHECK ONE: [] Original [] Amended Employer Identification Number (EIN)

- [68] Check box if: [] This is a first return [] Name change [] Address change A DBA: B Will a composite return be filed on Form 140NR? C Total number of nonresident individual partners D Total number of resident and part-year resident individual partners E Total number of entity partners F Date business commenced G ARIZONA apportionment for multistate partnerships only H [] Check this box to elect to be treated as a multistate service provider, if qualified

CHECK BOX IF return filed under extension: [82] 82E [] REVENUE USE ONLY. DO NOT MARK IN THIS AREA. [88] [81] PM [66] RCVD

- I Is this the partnership's final return under this EIN? YES NO I [] [] J Did you file 2012 and 2013 Arizona partnership returns? YES NO J [] [] K Have you filed amended federal partnership returns for prior years? YES NO K [] [] L Have you included a copy of your federal Form 1065 and supporting schedules with this return, including Schedules K-1? L [] [] M Has the Internal Revenue Service (IRS) made any adjustments in any federal income tax return filed by the partnership not previously reported to the department? YES NO M [] [] N The partnership books are in care of: Located at: Number and street or PO Box City State ZIP Code

Adjustment of Partnership Income From Federal to Arizona Basis

Table with 3 columns: Description, Line Number, Amount. Includes SCHEDULE A: Additions to Partnership Income (A1-A4) and SCHEDULE B: Subtractions From Partnership Income (B1-B6). Totals for lines 4, 5, and 6.

Penalty

7 Penalty for late filing or incomplete filing: See instructions 7 00

Name (as shown on page 1)	EIN
---------------------------	-----

SCHEDULE E Partner Information

Prepare a schedule that lists each partner's name, address, taxpayer identification number, and pro rata share of the amount shown on line 5. Label the listing as "Schedule E: Partner Information" and include the schedule immediately after page 3 of Form 165.

Declaration	I, the undersigned partner of the partnership for which this return is made, declare under penalty of perjury, that this return, including the accompanying schedules and statements, has been examined by me and is to the best of my knowledge and belief, a correct and complete return, made in good faith, for the taxable year stated pursuant to the income tax laws of the State of Arizona.		
Please Sign Here	_____	_____	_____
	PARTNER'S SIGNATURE	DATE	TITLE
Paid Preparer's Use Only	_____	_____	_____
	PAID PREPARER'S SIGNATURE	DATE	PAID PREPARER'S PTIN
	_____		_____
	FIRM'S NAME (OR PAID PREPARER'S NAME, IF SELF-EMPLOYED)		FIRM'S <input type="checkbox"/> EIN OR <input type="checkbox"/> SSN
	_____		()
	FIRM'S STREET ADDRESS		FIRM'S TELEPHONE NUMBER
	_____	_____	_____
	CITY	STATE	ZIP CODE

Include federal Form 1065, federal Schedules K-1 (Form 1065), and all supporting schedules with this return.

Mail to: Arizona Department of Revenue, PO Box 52153, Phoenix, AZ 85072-2153

THIS PAGE INTENTIONALLY LEFT BLANK

2014 Arizona Partnership Income Tax Return

Obtain additional information or assistance by calling one of the numbers listed below:

Phoenix (602) 255-3381
From area codes 520 and 928, toll-free (800) 352-4090

Obtain tax rulings, tax procedures, tax forms and instructions, and other tax information by accessing the department's website at www.azdor.gov.

General Instructions

Who Must Use Form 165

File Form 165 for every domestic partnership including syndicates, groups, pools, joint ventures, and every foreign partnership (syndicate, pool, etc.) doing business in Arizona.

***NOTE:** A nonprofit medical marijuana dispensary (NMMD) under Arizona Revised Statutes Title 36, Chapter 28.1, is exempt from Arizona income tax in accordance with Arizona Revised Statutes (A.R.S.) § 43-1201(B). If the NMMD is organized or taxed as a partnership, it must file Form 165 to meet the filing requirements of A.R.S. § 43-306. The NMMD must also complete Arizona Form 165, Schedules K-1 and/or K-1(NR), as applicable, and provide copies to its partners, as the partners are not exempt from Arizona income tax.*

Entity Classification Under the Federal "Check-the-Box Rules"

The federal tax classification of an entity under the federal "check-the-box rules" determines the entity's classification for Arizona tax purposes. Refer to Arizona Partnership Tax Ruling PTR 97-1 for further information.

Limited Liability Companies

Under the provisions of the Arizona Limited Liability Company Act, a limited liability company is classified as a partnership, or as a corporation, or is disregarded as an entity as determined under the Internal Revenue Code (IRC) as defined in A.R.S. § 43-105. A limited liability company classified as a partnership for federal tax purposes must file Form 165. A limited liability company classified as a corporation for federal tax purposes must file Form 120. A limited liability company classified as a corporation for federal tax purposes that makes a valid federal election to be taxed as an S corporation must file Form 120S. A single member limited liability company that is disregarded as an entity for federal tax purposes is included in the Arizona return of its owner. Refer to Arizona Partnership Tax Ruling PTR 97-2 for further information.

Taxable Year Covered by Return

The partnership must have the same taxable year for Arizona purposes as it has for federal purposes. Indicate the period covered by the taxable year and whether the taxable year is a calendar year or a fiscal year.

Filing Original Returns

Returns are due by the 15th day of the fourth month following the close of the taxable year. If the partnership has a valid federal or Arizona extension, file the return by the extended due date. If the partnership files under an extension,

the taxpayer must check box 82E, on page 1 of the return. Include a copy of the completed federal Form 1065 and supporting schedules with the Arizona return. Mail the return to:

Arizona Department of Revenue
PO Box 52153
Phoenix, AZ 85072-2153

The department generally determines the timeliness of a return by the postmark or other official mark of the U.S. Postal Service stamped on the envelope in which the return is mailed. Refer to Arizona General Tax Ruling GTR 93-1 for further information. The department will also accept proof of mailing from a private delivery service included in the Internal Revenue Service (IRS) list of designated private delivery services. Contact the private delivery service for information regarding how to obtain written proof of mailing.

Extension of Time to File a Return

The partnership can apply for an Arizona extension by filing a completed Form 120EXT by the original due date of the return. The partnership can substitute a valid federal extension for an Arizona extension.

***NOTE:** Arizona's extension conforms to the federal extension, which allows partnerships an additional five months after the original due date to file the partnership's income tax return. See Arizona Partnership Tax Ruling PTR 09-1.*

Composite returns: Use Form 204 to request an extension of time to file a composite return on Form 140NR for qualifying nonresident individual partners.

Filing Amended Returns

Any taxpayer who files an amended return with the IRS must file an Arizona amended return on Form 165 within 90 days of its final determination by the IRS.

The taxpayer must report to the department changes or corrections of the taxpayer's taxable income by the IRS or as the result of renegotiation of a contract or subcontract with the United States. The taxpayer must, within 90 days after the final determination of the change or correction, either:

- File a copy of the final determination with the department, concede the accuracy of the determination or state any errors, and request the department to recompute the tax owed to Arizona; or
- File an amended return as required by the department.

The taxpayer must include additional schedules that provide sufficient information for the department to recompute the taxpayer's Arizona taxable income based on the Revenue Agent Report (RAR) changes. The department may require the taxpayer to file an amended return if the department does not have the necessary information to recompute the tax owed to Arizona.

***NOTE:** File amended returns for prior taxable years on Form 165 for those taxable years. Use the 2014 Form 165 to amend only the taxable year 2014.*

Do not file an amended return until the original return has been processed. Mail the amended return to:

Arizona Department of Revenue
PO Box 52153
Phoenix, AZ 85072-2153

Records

The partnership should maintain books and records substantiating information reported on the return and keep these documents for inspection. Arizona General Tax Ruling GTR 96-1 discusses the general requirements for the maintenance and retention of books, records and other sources of information received, created, maintained or generated through various computer, electronic and imaging processes and systems. Refer to this tax ruling for further information.

Partnerships should complete three copies of Form 165, Schedule K-1 or Schedule K-1(NR) for each partner. File one copy of each partner's Schedule K-1 or Schedule K-1(NR) with the partnership's Form 165. Provide all partners with a copy of their Schedule K-1 or Schedule K-1(NR). Retain a copy of each Schedule K-1 or Schedule K-1(NR) for the partnership's records.

NOTE: Use Form 165, Schedule K-1, for all resident and part-year resident individual partners, all resident estate partners, and all resident trust partners. Use Form 165, Schedule K-1(NR), for all other partners.

OPTIONAL REPORTING FORMAT for Schedule K-1 and Schedule K-1(NR) required to be included with Arizona Form 165: The department will accept a hard copy spreadsheet that contains all the requested information or the information may be submitted on electronic media as a Microsoft Excel spreadsheet on a CD-ROM or DVD. The chosen media must be Microsoft Windows compatible.

Taxpayers submitting the information on CD-ROM or DVD should secure the CD-ROM or DVD in a hard case and include it with the tax return. The Schedule K-1 and Schedule K-1(NR) submitted on CD-ROM or DVD are part of the income tax return and are subject to the sworn statement on the return that they are correct to the best of the signer's knowledge and belief.

The CD-ROM or DVD should be labeled with the partnership's name, employer identification number, taxable year and Form 165, Schedule K-1/K-1(NR). Partnerships may password protect the CD-ROM or DVD and email the password separately to MediaLibrarian@azdor.gov. Include "Form 165, Schedule K-1/K-1(NR)" in the subject line of the email. In the body of the email, include the same information that is on the CD-ROM or DVD label. If the CD-ROM or DVD is password protected, include the email address the password originated from on the label of the CD-ROM or DVD. The department **will not** return or copy any media.

CAUTION: The partnership substitutes the CD-ROM or DVD at its own risk and understands that the information may need to be provided to the department again at a later date if it is not accessible by the department for any reason.

The department is currently evaluating other methods of accepting the required schedules. Please contact the

Process Administration Section at (602) 716-7095 for the most updated filing options.

Rounding Dollar Amounts

Taxpayers must round amounts to the nearest whole dollar. If 50 cents or more, round up to the next dollar. If less than 50 cents, round down.

Penalties

This form is an information return. The penalty for failing to file, filing late (including extensions) or filing an incomplete information return is \$100 for each month, or fraction of a month, that the failure continues, up to a maximum penalty of \$500.

IRC § 7519 - Required Payments

Taxpayers cannot deduct the federal required payments on their Arizona tax returns as an ordinary and necessary business expense or otherwise.

Specific Instructions

Type or print the required information in the name, address, and information boxes on the top of page 1. If the partnership has a foreign address, enter the information in the following order: city, province or state, and country. Follow the country's practice for entering the postal code. **Do not abbreviate the country's name.** Indicate whether the taxable year is a calendar year or a fiscal year; if a fiscal year, indicate the taxable year on the top of the return. Indicate whether this return is an original or an amended return.

Enter the partnership's employer identification number (EIN), which is the taxpayer identification number (TIN).

All returns, statements, and other documents filed with the department require a TIN. The TIN for a corporation, S corporation, or a partnership is the taxpayer's EIN. The TIN for an individual is the taxpayer's social security number or an IRS individual taxpayer identification number. The TIN for a paid tax return preparer is that individual's social security number or the employer identification number of the business. Taxpayers and paid tax preparers who fail to include their TIN may be subject to a penalty.

If the taxpayer has a valid federal or Arizona extension, file the return by the extended due date. If the taxpayer files under extension, the taxpayer must check box 82E on page 1 of the return.

Other Information (Page 1)

Answer all questions (A through N).

Line E: Enter the total number of entity partners (corporations, estates, exempt organizations, partnerships, S corporations, and/or trusts).

NOTE: The total of the amounts entered for questions C, D, and E should equal the total number of partners.

Line H: For taxable years beginning from and after December 31, 2013, a multistate service provider may elect to treat sales from services as being in Arizona based on a combination of income producing activity sales and market sales prescribed under A.R.S. § 43-1147(B). Taxpayers who

want to make the election should check the applicable boxes on line H and include the completed Schedule MSP with the tax return. See the specific instructions for the apportionment formula on these instructions. Also refer to A.R.S. § 43-1147 and Schedule MSP instructions for more information.

Line M: Report any adjustments made by the IRS to any federal income tax return filed by the partnership not previously reported to the department. Mail these adjustments separately to:

Arizona Department of Revenue
PO Box 52153
Phoenix, AZ 85072-2153.

Adjustment of Partnership Income from Federal to Arizona Basis

Note: The 2004 Internal Revenue Code conformity bill (SB 1389) made changes affecting tax years beginning from and after December 31, 1999. Arizona conforms but makes specific additions and subtractions that have the effect of not conforming to the increased IRC § 179 expense limitation and the 30% and 50% bonus depreciation provisions of IRC § 168(k). Because depreciation is reported at the partnership level, adjustments will need to be made in the partnership additions and subtractions. Because IRC § 179 expenses are reported at the partner level, Form 165 requires no adjustments relating to those expenses. Partners must make the adjustments on their income tax returns (for example, on Form 140 or Form 120).

UPDATE to 2004 Conformity: In HB 2531 (2013), the statutory addition for IRC § 179 expenses conforms to federal for tax years beginning from and after January 1, 2013. The subtraction will continue to be allowed for taxable years prior to 2013.

Note: The 2009 Internal Revenue Code conformity bill (HB 2156) made changes affecting tax years beginning from and after December 31, 2008. Arizona conforms but makes specific additions and subtractions that have the effect of not conforming to the deferral of discharge of indebtedness (DOI) income under IRC § 108(i) and the deferral of original issue discount (OID) deduction under IRC § 108(i). Because the partnership can determine the amount of deferred DOI and OID to allocate to each partner in any manner, not necessarily based on ownership or profit percentage, Form 165 requires no adjustments relating to these deferrals. Partners must make the adjustments on their income tax returns (for example, on Form 140 or Form 120).

Line 1 - Federal Ordinary Business and Rental Income

Enter the total of ordinary income (loss) from trade or business activities, rental real estate activities, and other rental activities from the federal Form 1065, Schedule K. Include a copy of the federal Form 1065 and its component schedules.

Schedule A - Additions to Partnership Income

Line A1 - Total Federal Depreciation

Enter the total amount of depreciation deducted on the federal return.

Line A2 - Non-Arizona Municipal Bond Interest

Enter interest income received from any state or municipal obligations (other than Arizona) credited to or earned by the partnership during the taxable year. Reduce the amount of interest income by the amount of any interest on indebtedness and other related expenses incurred or continued to purchase or carry those obligations that were not otherwise deducted or subtracted in the computation of Arizona gross income. Do not include interest from obligations specifically exempt from Arizona income tax, nor any related expenses.

Line A3 - Additions Related to Arizona Tax Credits

Enter on line A3 the following additions to partnership income that are related to Arizona tax credits. Include a schedule detailing these additions.

A. Environmental Technology Facility Credit

These adjustments apply to partnerships that elected to claim a tax credit under A.R.S. §§ 43-1080 or 43-1169 and have sold or otherwise disposed of the facility or any component of the facility during the taxable year.

- **Excess Federal Depreciation or Amortization**

Enter the excess of depreciation or amortization computed on the federal basis of the facility over depreciation or amortization computed on the Arizona adjusted basis of the facility.

- **Excess in Federal Adjusted Basis**

Enter the amount by which the federal adjusted basis of the facility exceeds the Arizona adjusted basis of the facility.

B. Pollution Control Credit

- **Excess Federal Depreciation or Amortization**

Enter the excess of depreciation or amortization computed on the federal basis of the property over depreciation or amortization computed on the Arizona adjusted basis of the property. Make this adjustment for the property for which the partnership elected to claim a tax credit under A.R.S. §§ 43-1081 or 43-1170.

- **Excess in Federal Adjusted Basis**

Enter the amount by which the federal adjusted basis of the property exceeds the Arizona adjusted basis of the property. Make this adjustment if the property for which the partnership elected to claim a tax credit under A.R.S. §§ 43-1081 or 43-1170 was sold or otherwise disposed of during the taxable year.

C. Credit for Taxes Paid for Coal Consumed in Generating Electrical Power in Arizona

Enter the amount of expenses deducted pursuant to the Internal Revenue Code for which the taxpayer claimed the credit for taxes paid for coal consumed in generating electrical power in Arizona. The addition is required for the amount of Arizona transaction privilege taxes and Arizona use taxes included in the computation of federal taxable income for which the Arizona credit is claimed under A.R.S. § 43-1178.

D. Credit for Solar Hot Water Heater Plumbing Stub Outs or Electric Vehicle Recharge Outlets

Enter the amount of expenses deducted in computing Arizona taxable income for the installation of solar hot water heater plumbing stub outs or electric vehicle recharge outlets for which the taxpayer claimed the credit under A.R.S. §§ 43-1090 or 43-1176.

E. Credit for Employment of Temporary Assistance for Needy Families (TANF) Recipients

Enter the amount of wage expenses deducted pursuant to the Internal Revenue Code for which the taxpayer claimed the TANF credit under A.R.S. §§ 43-1087 or 43-1175.

F. Agricultural Pollution Control Equipment Credit

• Excess Federal Depreciation or Amortization

Enter the excess of depreciation or amortization computed on the federal basis of the property over depreciation or amortization computed on the Arizona adjusted basis of the property. Make this adjustment for the property for which the partnership elected to claim a tax credit under A.R.S. §§ 43-1081.01 or 43-1170.01.

• Excess in Federal Adjusted Basis

Enter the amount by which the federal adjusted basis of the property exceeds the Arizona adjusted basis of the property. Make this adjustment if the property for which the partnership elected to claim a tax credit under A.R.S. §§ 43-1081.01 or 43-1170.01 was sold or otherwise disposed of during the taxable year.

G. Credit for Donation of School Site

Enter the amount deducted pursuant to the Internal Revenue Code representing a donation of a school site for which the taxpayer claimed the credit for donation of school site under A.R.S. §§ 43-1089.02 or 43-1181.

H. Motion Picture Credits

This credit is in lieu of any allowance for deduction of expenses related to the production or related to a transferred credit. Enter the amount of any such expenses that were deducted in computing federal taxable income for which the credit was claimed or transferred under former A.R.S. §§ 43-1075 or 43-1163.

I. Credit for Corporate Contributions to School Tuition Organizations

Enter the amount deducted in computing federal taxable income as contributions for which a credit is claimed under A.R.S. § 43-1183.

J. Credit for Corporate Contributions to School Tuition Organizations for Displaced Students or Students With Disabilities

Enter the amount deducted in computing federal taxable income as contributions for which a tax credit is claimed under A.R.S. § 43-1184.

K. Credit for Qualified Health Insurance Plans

Enter the amount deducted in computing federal taxable income for health insurance premiums or contributions to a

health savings account for which a tax credit is claimed under A.R.S. §§ 43-1087.01 or 43-1185.

Line A4 - Other Additions to Partnership Income

Enter the following "other additions" to the partnership income reported on line 1. Include a schedule listing each item separately.

A. Excess of a Partner's Share of Partnership Taxable Income or Loss

Make this adjustment if the partnership is a partner of another partnership. Enter the excess of a partner's share of partnership taxable income or loss included under A.R.S. §§ 43-1401 through 43-1413 over the income reported under IRC § 702(a)(8).

B. Income Recognized Because of Difference in Adjusted Basis of Property

Enter the amount by which the adjusted basis of property described in A.R.S. § 43-1021(6), computed according to the Internal Revenue Code, exceeds the adjusted basis according to Arizona law. Basis computed according to Arizona law means according to Title 43 of the Arizona Revised Statutes effective January 1, 1979, and the Income Tax Act of 1954, as amended. This adjustment applies to all property, held for the production of income, sold, or otherwise disposed of during the taxable year. This adjustment does not apply to depreciable property used in a trade or business.

C. Federal Depreciation of Child Care Facilities

Arizona's statutes, which allow special amortization for the cost of day care facilities, are no longer applicable to partnerships. However, if the partnership elected to claim the special amortization under Arizona's former statutory provisions, the partnership must continue to amortize these items in accordance with those provisions. Therefore, the partnership must make the same additions to and subtractions from Arizona gross income that Arizona's former statutory provisions required. If this applies to the partnership, enter the amount of depreciation deducted for these items on the federal partnership return.

Line 2 - Total Additions to Partnership Income

Add lines A1 through A4. Enter the total.

Line 3 - Subtotal

Add lines 1 and 2. Enter the total.

Schedule B - Subtractions From Partnership Income

Line B1 - Recalculated Arizona Depreciation For Current Year

NEW Arizona Bonus Depreciation: *If you had assets placed in service in taxable years beginning from and after December 31, 2012 and you claimed the bonus depreciation on your federal tax returns, see the department's individual income tax procedure, ITP 14-3, before completing line B1.*

For assets placed in service in taxable years beginning before December 31, 2012, enter the total amount of depreciation

allowable pursuant to IRC § 167(a) for the taxable year calculated as if the taxpayer had elected not to claim bonus depreciation for eligible properties for federal purposes.

For assets placed in service in taxable years beginning from and after December 31, 2012 through December 31, 2013, the amount of the subtraction for these assets depends on the method used to compute the depreciation for assets. See the department's income tax procedure, ITP 14-3, for more information. **Note: Do not include the adjustment for the 2013 Arizona bonus depreciation on line B1. Line B1 is for the current year depreciation. Report this adjustment separately on line B6. See the specific instructions for line B6 (F).**

For assets placed in service in taxable years beginning from and after December 31, 2013, enter the total amount of depreciation allowable pursuant to IRC § 167(a) for the taxable year calculated as if the bonus depreciation is 10% of the amount of federal bonus depreciation pursuant to IRC § 168(k). See the department's income tax procedure, ITP 14-3, for more information.

Add all amounts together and enter the total on line B1.

Line B2 - Basis Adjustment for Property Sold or Otherwise Disposed of During the Taxable Year

With respect to property that is sold or otherwise disposed of during the taxable year by a taxpayer who has complied with the requirement to add back all depreciation with respect to that property on tax returns for all taxable years beginning from and after December 31, 1999, enter the amount of depreciation that has been allowed pursuant to IRC § 167(a) to the extent that the amount has not already reduced Arizona taxable income in the current or prior years. The effect of this is to allow a subtraction for the difference in basis for any asset for which bonus depreciation has been claimed on the federal return.

Line B3 - Interest from U.S. Government Obligations

Enter the interest income received from U.S. obligations included on the federal Form 1065, Schedule K, exempt from state income taxes under federal law.

NOTE: *Not all obligations associated with the federal government are obligations of the federal government. Obligations of the Government National Mortgage Association (GNMA) or the Federal National Mortgage Association (FNMA) are not obligations of the U.S. government and, therefore, are taxable to Arizona.*

Line B4 - Difference in Adjusted Basis of Property

Enter the amount by which the adjusted basis of property described in this paragraph, computed according to Arizona law, exceeds the adjusted basis of such property computed according to the Internal Revenue Code. Basis computed according to Arizona law means according to Title 43 of the Arizona Revised Statutes, effective January 1, 1979, and the Income Tax Act of 1954, as amended. This adjustment applies to all property held for the production of income sold or otherwise disposed of during the taxable year. This adjustment does not apply to depreciable property used in a trade or business.

Line B5 - Agricultural Crops Charitable Contribution

Enter the amount of the allowable subtraction for qualified crop contributions made during the taxable year to one or more Arizona tax exempt charitable organizations for use in Arizona. Refer to Arizona Individual Income Tax Procedure ITP 12-1 for information on how to determine if the contribution qualifies for the subtraction.

Line B6 - Other Subtractions from Partnership Income

Enter the following "other subtractions" from partnership income; include a schedule listing each item separately.

A. Excess of Partner's Share of Partnership Income or Loss

Make this adjustment if the partnership is a partner in another partnership. Enter the excess of the partner's share of the income or losses included under IRC § 702(a)(8) over the income included under A.R.S. §§ 43-1401 through 43-1413.

B. Mine Exploration Expenses

Arizona no longer has special mine exploration expense provisions for partnerships. Arizona now conforms to the federal treatment of mine exploration expenses. However, if the partnership deferred exploration expenses under Arizona's former provisions, the partnership may subtract such deferred expenses. The partnership claims the subtraction on a ratable basis as the units of produced ores or minerals discovered or explored as a result of such expenditures are sold. Enter the amount of such deferred exploration expenses.

C. Interest on Federally Taxable Arizona Obligations Evidenced by Bonds

Enter the amount of interest income received on obligations of the State of Arizona, or any of its political subdivisions, evidenced by bonds, that is included on the federal Form 1065, Schedule K. Omit interest income received on obligations of the State of Arizona, or any of its political subdivisions, exempt from federal taxation and not included in the partnership's federal distributive income.

D. Wood Stoves, Wood Fireplaces or Gas-Fired Fireplaces

Enter the amount allowed by A.R.S. § 43-1027 for the cost of converting an existing wood fireplace to a qualified wood stove, wood fireplace, or gas-fired fireplace on property located in Arizona.

E. Expenses Related to Certain Federal Tax Credits

Enter the amount of wages or salaries paid or incurred by the taxpayer for the taxable year not deducted in the computation of Arizona gross income if the taxpayer received certain federal tax credits. The specific federal tax credits are the work opportunity credit, the empowerment zone employment credit, the credit for employer-paid social security taxes on employee cash tips, and the Indian employment credit.

F. 2013 Arizona Depreciation Adjustment for Assets Placed in Service in Taxable Year 2013

For an asset placed in service during taxable year 2013, Arizona law allows a taxpayer that claimed bonus

depreciation for the asset on the federal income tax return, to make an election to claim 2013 Arizona bonus depreciation adjustment for that asset on the 2014 Arizona income tax return.

This election is made by taking a subtraction, on the 2014 Arizona income tax return, for Arizona bonus depreciation adjustment for the asset placed in service during tax year 2013. The Arizona bonus depreciation is 10% of the amount of bonus depreciation claimed on the federal income tax return.

Enter the amount of allowable Arizona depreciation adjustment for an asset placed in service during the 2013 taxable year. *Note: For more information and examples of how to calculate Arizona bonus depreciation adjustment, see the department's Income Tax Procedure, ITP 14-3.*

Line 4 - Total Subtractions From Partnership Income

Add lines B1 through B6. Enter the total.

Line 5 - Partnership Income Adjusted to Arizona Basis

Subtract line 4 from line 3. Enter the difference. This is the partnership income adjusted to an Arizona basis.

Line 6 - Net Adjustment of Partnership Income From Federal to Arizona Basis

Subtract line 1 from line 5. Enter the difference. This is the adjustment of partnership income from federal to Arizona basis that will be reported on Form 165, Schedule K-1 or Schedule K-1(NR), for each partner.

Line 7 - Penalty

This form is an information return. An information return that is incomplete or filed after its due date (including extensions) is subject to a penalty of \$100 per month, or fraction of a month, the failure continues, up to a maximum penalty of \$500.

If the partnership files this return after its due date (including extensions), enter the amount of the penalty on this line. Payments can be made via check or money order.

Make checks payable to the Arizona Department of Revenue. Include the partnership's EIN on the front of the check or money order. Include the check or money order with the return.

Schedule C - Apportionment Formula

NOTE: Qualifying multistate air carriers are required to use revenue miles, and cannot use Schedule C on this return. Multistate air carriers must use Schedule ACA, which is a separate form available on the department's website: www.azdor.gov. See Schedule ACA for more information.

A.R.S. § 43-306 requires partnerships having nonresident partners to allocate and apportion their income under the Arizona Uniform Division of Income for Tax Purposes Act (A.R.S. §§ 43-1131 through 43-1150). The basis of the apportionment formula is property, payroll, and sales in Arizona as compared with everywhere. "Everywhere" means the property, payroll, and sales related to the whole business.

In addition to being required for partnerships with nonresident partners, all partnerships with corporate partners may use Schedule C to provide partners with information needed to accurately allocate and apportion Arizona source income.

Non-air carrier multistate partnerships have the opportunity to choose one of two apportionment formulae for calculating the apportionment ratio. Non-air carrier multistate partnerships may elect the enhanced apportionment formula. The standard apportionment formula must be used by partnerships not electing to use the enhanced apportionment formula.

The numerator of the fraction of the standard apportionment formula is the property factor plus the payroll factor plus two times the sales factor. The denominator of the fraction is four. For tax years beginning from and after December 31, 2013, the numerator of the fraction of the enhanced apportionment formula is the sum of 7.5 times the property factor plus 7.5 times the payroll factor plus 85 times the sales factor. The denominator of the fraction is 100.

NOTE: When computing the factors of the apportionment ratio, round amounts to the nearest whole dollar. If 50 cents or more, round up to the next dollar. If less than 50 cents, round down.

Option 1: Standard Apportionment Formula

Check the box for line G on page 1 of the return to indicate that the standard apportionment formula will be used to calculate the apportionment ratio on the partnership's return. The numerator of the fraction of the standard apportionment formula is the property factor plus the payroll factor plus two times the sales factor. The denominator of the fraction is four. Use the number located on the left-hand side of line C3e, column A, to double weight the sales factor.

Line C1 - Property Factor

Refer to Arizona Administrative Code (A.A.C.) R15-2D-601 through R15-2D-607 and R15-2D-902. The value of tangible personal property and real property owned by the partnership is its original cost. The partnership normally determines the average value of its owned property by averaging the values at the beginning and ending of the tax period. Refer to Arizona Corporate Tax Ruling CTR 01-2 regarding the treatment of computer software in the property factor (whether to include it and attribution to particular state(s) in the numerator).

The value of tangible personal property and real property rented by the partnership is eight times its net annual rental rate. The net annual rental rate is the annual rental rate paid by the partnership for the rented property less the aggregate annual subrental rates paid by subtenants of the partnership. The partnership automatically achieves averaging for rented property by the method of determining the net annual rental rate of such property.

Report real property situated in and tangible personal property permanently located in Arizona as property within Arizona, if connected with the business activity. Allocate the value of mobile property to Arizona based on the total time the property was within Arizona.

Compute the property factor on line C1e, by dividing column A by column B and entering the resulting ratio in column C. Express the ratio as a decimal carried out to six places. The property factor on line C1e, column C, will never exceed 100 percent.

Line C2 - Payroll Factor

Refer to A.A.C. R15-2D-701 through R15-2D-705. Report salaries, wages, or other compensation of officers, employees, etc., as within Arizona if performance of the services occurs here. This rule applies regardless of where payment is made or control exercised. This rule also applies regardless of whether the performance of the services is partly or wholly in connection with the apportionable business carried on outside the state or in interstate or foreign commerce.

Allocate the compensation of officers and employees who perform services partly within and partly without Arizona to this state when:

- The services performed outside of Arizona are incidental to the employee's service within Arizona; or
- The employee's base of operation is in Arizona; or
- The employee has no base of operation in any state but the direction or control of the employee is from Arizona; or
- The employee has no base of operation in any state, and there is no direction or control from a state in which the employee performs some part of his services, but the employee's residence is in Arizona.

Compute the payroll factor on line C2c by dividing column A by column B and entering the resulting ratio in column C. Express the ratio as a decimal carried out to six places. The payroll factor on line C2c, column C, will never exceed 100 percent.

Line C3 - Sales Factor

Refer to A.A.C. R15-2D-801 through R15-2D-807 and R15-2D-903. The term "sales" includes all gross receipts from transactions and activities in the course of the regular trade or business that produce income.

Determine sales within Arizona on a destination sales basis.

NEW: Line C3b is only for the multistate service providers who want to make the election under A.R.S. § 43-1147(B). Enter on line C3b, column A, the Arizona sales from services from the Schedule MSP, line B5.

For taxable years beginning from and after December 31, 2013, a multistate service provider may elect to treat sales from services as being in Arizona based on a combination of income producing activity sales and market sales prescribed under A.R.S. § 43-1147(B). Taxpayers who want to make the election should check the applicable boxes on line H on page 1 of the return and include the completed Schedule MSP with the tax return. See A.R.S. § 43-1147 and Schedule MSP instructions for more information.

Taxpayers who are not qualified for the election should use line C3c for the sales from services and are not required to include the Schedule MSP with the tax return.

NOTE: Multiply the amount entered on line C3d, column A, of Schedule C (the total Arizona sales) by two (double weighted sales factor) on line C3e, column A. Enter the result on line C3f, column A. Do not multiply the amount entered on line C3d, column B, of Schedule C (the everywhere sales of the taxpayer) by two.

EXAMPLE: The partnership has total Arizona sales of \$100,000 and total everywhere sales of \$1,000,000. On line C3f, column A, enter \$200,000 of Arizona sales. On line C3f, column B, enter \$1,000,000 of everywhere sales for the partnership.

The sales factor ratio on line C3f, column C, may, in certain circumstances, exceed 100 percent. However, since the total ratio (line C4) is divided by four, the average ratio (line C5) will not exceed 100 percent.

Line C5 - Average Apportionment Ratio

Divide the total ratio, line C4, column C, by four. Enter the average ratio here and on Form 165, Schedule K-1(NR), column (b), in Parts I, II, and III. Express the ratio as a decimal carried out to six places.

NOTE: The partnership must exclude a factor if both the numerator and the denominator of a factor are zero. Do not exclude a factor from the total ratio if the numerator of a factor is zero and the denominator of a factor is greater than zero. If the property or payroll factor is excluded, determine the average ratio (line C5, column C) by dividing the total ratio by three. If the sales factor is excluded, determine the average ratio by dividing the total ratio by two. If two of the factors are excluded, the remaining factor, without respect to any weighting, is the apportionment ratio.

Option 2: Enhanced Apportionment Formula

Check the box for line G on page 1 of the return to indicate that the enhanced apportionment formula will be used to calculate the apportionment ratio on the partnership's return. The enhanced apportionment formula is determined by adding 7.5 times the property factor plus 7.5 times the payroll factor plus 85 times the sales factor and dividing the total by 100. Use the numbers located on the right-hand side of Schedule C, lines C1d, C2b, and C3e, column A, to weight the property, payroll, and the sales factors respectively.

Line C1 - Property Factor

Refer to Arizona Administrative Code (A.A.C.) R15-2D-601 through R15-2D-607 and R15-2D-902. The value of tangible personal property and real property owned by the partnership is its original cost. The partnership normally determines the average value of its owned property by averaging the values at the beginning and ending of the tax period. Refer to Arizona Corporate Tax Ruling CTR 01-2 regarding the treatment of computer software in the property factor (whether to include it and attribution to particular state(s) in the numerator).

The value of tangible personal property and real property rented by the partnership is eight times its net annual rental rate. The net annual rental rate is the annual rental rate paid by the partnership for the rented property less the aggregate annual subrental rates paid by subtenants of the partnership.

The partnership automatically achieves averaging for rented property by the method of determining the net annual rental rate of such property.

Report real property situated in and tangible personal property permanently located in Arizona as property within Arizona, if connected with the business activity. Allocate the value of mobile property to Arizona based on the total time the property was within Arizona.

Compute the property factor numerator by multiplying the total amount of Arizona property (on line C1c, column A) by 7.5. Enter the result on line C1d, column A. Do not multiply the property factor denominator (on line C1c, column B) by 7.5. Next, for line C1e, divide column A by column B and enter the resulting ratio in column C. Express the ratio as a decimal carried out to six places. The property factor on line C1e, column C, may exceed 100 percent.

Line C2 - Payroll Factor

Refer to A.A.C. R15-2D-701 through R15-2D-705. Report salaries, wages, or other compensation of officers, employees, etc., as within Arizona if performance of the services occurs here. This rule applies regardless of where payment is made or control exercised. This rule also applies regardless of whether the performance of the services is partly or wholly in connection with the apportionable business carried on outside the state or in interstate or foreign commerce.

Allocate the compensation of officers and employees who perform services partly within and partly without Arizona to this state when:

- The services performed outside of Arizona are incidental to the employee's service within Arizona; or
- The employee's base of operation is in Arizona; or
- The employee has no base of operation in any state but the direction or control of the employee is from Arizona; or
- The employee has no base of operation in any state, and there is no direction or control from a state in which the employee performs some part of his services, but the employee's residence is in Arizona.

Compute the payroll factor numerator by multiplying the total amount of Arizona payroll (on line C2a, column A) by 7.5. Do not multiply the payroll factor denominator (on line C2a, column B) by 7.5. Next, for line C2c, divide column A by column B and enter the resulting ratio in column C. Express the ratio as a decimal carried out to six places. The property factor on line C2c, column C, may exceed 100 percent.

Line C3 - Sales Factor

Refer to A.A.C. R15-2D-801 through R15-2D-807 and R15-2D-903. The term "sales" includes all gross receipts from transactions and activities in the course of the regular trade or business that produce income.

Determine sales within Arizona on a destination sales basis.

NEW: Line C3b is only for the multistate service providers who want to make the election under A.R.S. § 43-1147(B). Enter on line C3b, column A, the Arizona sales from services from the Schedule MSP, line B5.

For taxable years beginning from and after December 31, 2013, a multistate service provider may elect to treat sales from services as being in Arizona based on a combination of income producing activity sales and market sales prescribed under A.R.S. § 43-1147(B). Taxpayers who want to make the election should check the applicable boxes on line H on page I of the return and include the completed Schedule MSP with the tax return. See A.R.S. § 43-1147 and Schedule MSP instructions for more information.

Taxpayers who are not qualified for the election should use line C3c for the sales from services and are not required to include the Schedule MSP with the tax return.

NOTE: Multiply the amount entered on line C3d, column A, of Schedule C (the total Arizona sales) by 85 on line C3e, column A. Enter the result on line C3f, column A. Do not multiply the amount entered on line C3d, column B, of Schedule C (the everywhere sales of the taxpayer) by 85.

EXAMPLE: The partnership has total Arizona sales of \$100,000 and total everywhere sales of \$1,000,000. On line C3f, column A, enter \$8,500,000 of Arizona sales. On line C3f, column B, enter \$1,000,000 of everywhere sales for the partnership.

The sales factor on line C3f, column C, may, in certain circumstances, exceed 100 percent. However, since the total ratio (line C4) is divided by 100, the average ratio (line C5) will not exceed 100 percent.

Line C5 - Average Apportionment Ratio

Divide the total ratio, line C4, column C, by 100. Enter the average ratio here and on Form 165, Schedule K-1(NR), column (b), in Part I, II, and III. Express the ratio as a decimal carried out to six places.

NOTE: The partnership must exclude a factor if both the numerator and the denominator of a factor are zero. Do not exclude a factor from the total ratio if the numerator of a factor is zero and the denominator of a factor is greater than zero. If the property or payroll factor is excluded, determine the average ratio (line C5, column C) by dividing the total ratio by 92.5. If the sales factor is excluded, determine the average ratio by dividing the total ratio by 15. If two of the factors are excluded, the remaining factor, without respect to any weighting, is the apportionment ratio.

ADMINISTRATIVE RELIEF REQUESTS

A.R.S. § 43-1148 provides administrative relief if the allocation and apportionment provisions do not fairly represent the extent of the taxpayer's business activity in Arizona. **The taxpayer may petition for, or the department may require,** in respect to all or any part of the taxpayer's business activity, if reasonable:

- Separate accounting.
- The exclusion of any one or more of the factors.
- The inclusion of one or more additional factors which will fairly represent the taxpayer's business activity in this state.

- The employment of any other method to effectuate an equitable allocation and apportionment of the taxpayer's income.

This section permits a departure from the allocation and apportionment provisions only in limited cases. A.R.S. § 43-1148 may be invoked only in specific cases where unusual fact situations produce incongruous results under the apportionment and allocation provisions.

Taxpayers seeking relief should submit a letter to the Corporate Income Tax Audit Section 60 days prior to the filing of the return setting forth the relief that is requested and the justification for the relief. The department normally makes such determinations only upon audit of the taxpayer. Such a detailed examination of the specific facts and circumstances reveals whether such unusual fact situations and incongruous results exist.

Schedule D - Business Information

If the partnership has income from business activity *taxable entirely within Arizona*, complete only the first part of the schedule.

If the partnership has income from business activity *taxable within and without Arizona*, complete both parts of the schedule.

Certification

One of the partners must sign the return. If receivers, trustees in bankruptcy, or assignees are in control of the property or business of the organization, such receivers, trustees, or assignees must sign the return.

Paid preparers: Sign and date the return. Complete the firm name and address lines (the paid preparer's name and address, if self-employed). Enter the paid preparer's TIN, which is the firm's EIN or the individual paid preparer's social security number.

Form 165 Schedule K-1 - Partnership Instructions

Use Form 165, Schedule K-1, for all resident or part-year resident individual partners, all resident estate partners, and all resident trust partners. Use Form 165, Schedule K-1(NR), for all other partners.

Type or print the required information in the name, address, and information boxes on the top of the Form 165, Schedule K-1. Indicate whether the partnership's taxable year is a calendar year or a fiscal year; if a fiscal year, indicate the period covered by the taxable year on the schedule. Indicate whether this is an original or an amended schedule.

Part I: Arizona Partnership Adjustment

Complete Part I, lines 1 through 3 as instructed on the form.

Part II: Net Capital Gain from Investment in a Qualified Small Business – Information Schedule

For taxable years beginning from and after December 31, 2013, Arizona allows a subtraction from Arizona gross income for any net capital gain derived from investment in a

qualified small business that is included in the individual taxpayer's federal adjusted gross income or the federal taxable income of the estate and trust. A qualified small business is determined by the Arizona Commerce Authority pursuant to A.R.S. §41-1518.

For resident or part-year resident individual partner, Part II of Arizona Form 165, Schedule K-1, provides information so each individual partner can calculate its subtraction for net capital gain from investment in a qualified small business.

For resident estate partner or resident trust partner, Part II of Arizona Form 165, Schedule K-1, provides information to the partner so the partner can (1) calculate its subtraction for net capital gain from investment in a qualified small business; and/or (2) provide information to each beneficiary so each beneficiary can calculate its subtraction for net capital gain from investment in a qualified small business.

The subtraction is only available to individuals, estates and trusts.

If the partner's federal Schedule K-1 (Form 1065) includes any net capital gain (loss) from investment in a qualified small business, the partnership should complete Part II, line 4, and Part III, line 6, for the partner. If Part III, line 6, is zero, put zero on line 6. If the partner's federal Schedule K-1 (Form 1065) does not include any net capital gain (loss) from investment in a qualified small business, the partnership is not required to complete Part II, line 4, and Part III, line 6.

Part III: Net Long-Term Capital Gain Subtraction – Information Schedule

Arizona allows a subtraction from Arizona gross income for a percentage of any net long-term capital gain from assets acquired **after** December 31, 2011, and included in the individual taxpayer's federal adjusted gross income or the federal taxable income of the estate or trust. Although the subtraction is only available to individuals, estates and trusts, a partner that is a pass-through entity (estate or trust) will need this information to calculate the subtraction for the estate or trust or complete the Arizona Form 141AZ, Schedule K-1 or Schedule K-1(NR), for each beneficiary.

Complete Part III, line 5 and line 6 (if line 6 is applicable) as instructed on the form. If the partner's federal Schedule K-1 (Form 1065) does not include any capital gain (loss), the partnership is not required to complete Part III.

For the resident or part-year resident individual partner, Part III of Arizona Form 165, Schedule K-1, provides information so each individual partner can calculate its subtraction for net long-term capital gain for assets acquired after December 31, 2011.

For the resident estate partner or resident trust partner, Part III of Arizona Form 165, Schedule K-1, provides information to the partner so the partner can (1) calculate its subtraction for net long-term capital gain for assets acquired after December 31, 2011; and/or (2) provide information to each beneficiary so each beneficiary can calculate its subtraction for net long-term capital gain for assets acquired after December 31, 2011.

The subtraction is only available to individuals, estates, and trusts.

A worksheet is provided at the end of these instructions that may assist the partnership in determining the amounts to include in Part III, line 5 for each partner's Form 165, Schedule K-1.

For 165 Schedule K-1(NR) - Partnership Instructions

Any partnership that has income from business activity that is taxable both within and without Arizona must allocate and apportion its net income. The partnership must allocate and apportion its net income according to the Uniform Division of Income for Tax Purposes Act (UDITPA), A.R.S. §§ 43-1131 through 43-1150. A partnership that has income from business activity taxable in more than one state is a *multistate partnership*. A partnership that has income from business activity taxable entirely within Arizona is a *wholly Arizona partnership*.

Type or print the required information in the name, address, and information boxes on the top of the Arizona Form 165, Schedule K-1(NR). Indicate whether the partnership's taxable year is a calendar year or a fiscal year; if a fiscal year, indicate the period covered by the taxable year on the schedule. Indicate whether this is an original or an amended schedule.

Part I and Part II: Distributive Share Items

Column (a) - Distributive Share Amount

Wholly Arizona partnerships - In column (a), enter the distributive share amount for each line item from the federal Form 1065, Schedule K-1. On Part II, line 17, enter the adjustment of partnership income from federal to Arizona basis (Form 165, page 1, line 6) multiplied by the partner's percentage of gain or loss.

NOTE FOR CORPORATE PARTNERS: Leave Part I blank. Complete Part II, Part III and Part IV of Form 165, Schedule K-1(NR).

Multistate partnerships - Apportion all business income of a multistate partnership by the use of the apportionment formula. Nonbusiness income of a multistate partnership is nonapportionable and specifically allocable to a particular state.

"Business income" under the transactional test means income arising from transactions and activity in the regular course of the taxpayer's trade or business. Business income under the functional test includes income from tangible and intangible property if the acquisition, management, and disposition of the property constitute integral parts of the taxpayer's regular trade or business operations. (A.R.S. § 43-1131(1))

"Nonbusiness income" means all income other than business income. (A.R.S. § 43-1131(4))

In column (a), enter the partner's distributive share of the multistate partnership's income (loss) that is subject to apportionment.

The multistate partnership must compute the partner's distributive share of the partnership's income that is subject to apportionment. Make this computation by subtracting the partner's distributive share of the multistate partnership's nonbusiness income from the partner's total distributive share amount of the partnership's income. The multistate partnership must attach a computation schedule that details the following, for each line item:

- The partner's distributive share amount from the federal Form 1065, Schedule K-1, or from the adjustment of partnership income from federal to Arizona basis (Form 165, page 1, line 6).
- The partner's distributive share amount of the partnership's nonapportionable or allocable income.
- The partner's distributive share of the partnership's income that is subject to apportionment. Refer to A.R.S. §§ 43-1134 through 43-1138 for the methods of allocating certain types of nonbusiness income.

NOTE: For corporate partners, apply this computation only for the amount to be entered on Part II, line 17. Do not complete Part I for a corporate partner.

Column (b) - Arizona Apportionment Ratio

Wholly Arizona partnerships - Enter 100 percent.

Multistate partnerships - Enter the average ratio amount from Form 165, Schedule C, line C5, column C, or from Schedule ACA, line 3. (Refer to Schedule ACA or Schedule C instructions.)

Column (c) - Arizona Source Income

Wholly Arizona partnerships - Multiply column (a) by column (b). Enter the result in column (c).

Multistate partnerships - Attach a schedule that details (for each line item) the following computation:

1. The partner's distributive share of the partnership's income subject to apportionment multiplied by the average ratio in column (b).
2. The partner's distributive share of the partnership's income (loss) which is specifically allocable to Arizona.
3. The total of the amounts computed in steps 1 and 2 that is to be entered in column (c).

NOTE: A.R.S. §§ 43-1134 through 43-1138 specify the methods for allocating certain types of income to Arizona. Do not include the amount of any nonbusiness income allocable to another state in the total entered in column (c).

All partnerships - Column (c) is the partner's Arizona source income from the partnership. Partners should refer to Form 165, Schedule K-1(NR), instructions for information on completing their Arizona returns.

Part III: Net Capital Gain from Investment in a Qualified Small Business – Information Schedule

For taxable years beginning from and after December 31, 2013, Arizona allows a subtraction from Arizona gross income for any net capital gain derived from investment in a

qualified small business that is included in the individual taxpayer's federal adjusted gross income or the federal taxable income of the estate and trust. A qualified small business is determined by the Arizona Commerce Authority pursuant to A.R.S. §41-1518.

For resident or part-year resident individual partner, Part III of Arizona Form 165, Schedule K-1(NR), provides information so each individual partner can calculate its subtraction for net capital gain from investment in a qualified small business.

For resident estate partner or resident trust partner, Part III of Arizona Form 165, Schedule K-1(NR), provides information to the partner so the partner can (1) calculate its subtraction for net capital gain from investment in a qualified small business; and/or (2) provide information to each beneficiary so each beneficiary can calculate its subtraction for net capital gain from investment in a qualified small business.

The subtraction is only available to individuals, estates and trusts.

If the partner's federal Schedule K-1 (Form 1065) includes any net capital gain (loss) from investment in a qualified small business, the partnership should complete Part III, line 18, and Part IV, line 20. If Part IV, line 20, is zero, put zero on line 20.

If the partner's federal Schedule K-1 (Form 1065) does not include any net capital gain (loss) from investment in a qualified small business, the partnership is not required to complete Part III, line 18, and Part IV, line 20.

Part IV: Net Long-Term Capital Gain Subtraction – Information Schedule

Arizona allows a subtraction from Arizona gross income for a percentage of any net long-term capital gain from assets acquired after December 31, 2011, and included in the individual taxpayer's federal adjusted gross income or the federal taxable income of the estate or trust. Although the subtraction is only available to individuals, estates and trusts, a partner that is a pass-through entity (estate, partnership, S corporation or trust) will need this information to calculate the subtraction for the estate or trust or complete the Arizona Form 141AZ, Schedule K-1 or Schedule K-1(NR), for each beneficiary; or Arizona Form 120S, Schedule K-1 or Schedule K-1(NR), for each shareholder; or Arizona Form 165, Schedule K-1 or Schedule K-1(NR), for each partner.

If the partner's federal Schedule K-1 (Form 1065) includes capital gain (loss), complete Part IV, line 19 and line 20 (if line 20 is applicable). If the partner's federal Schedule K-1

(Form 1065) does not include any capital gain (loss), the partnership is not required to complete Part IV.

For the nonresident individual partner, Form 165, Schedule K-1(NR), Part IV, provides information so the partner can calculate its subtraction for net long-term capital gain for assets acquired after December 31, 2011.

For the nonresident estate partner or nonresident trust partner, Form 165, Schedule K-1(NR), Part IV, provides information so the partner can (1) calculate its subtraction for net long-term capital gain for assets acquired after December 31, 2011; and/or (2) provide information to each beneficiary so each beneficiary can calculate its subtraction for net long-term capital gain for assets acquired after December 31, 2011.

The subtraction is only available to individuals, estates, and trusts.

For the partnership partner or S corporation partner, Form 165, Schedule K-1(NR), Part IV, provides information so the partner can provide information to each partner or shareholder to provide to lower tiered partners or shareholders.

For the C corporation partner, Form 165, Schedule K-1(NR), Part IV, is informational only.

A worksheet is provided at the end of these instructions that may assist the partnership in determining the amounts to include on each nonresident partner's Arizona Form 165, Schedule K-1(NR), Part IV, line 19.

Complete three copies of Arizona Form 165, Schedule K-1(NR), for each partner. File one copy of each partner's Arizona Form 165, Schedule K-1(NR), with the partnership's Arizona Form 165. Provide all partners with a copy of their Arizona Form 165, Schedule K-1(NR). Retain a copy for the partnership's records.

Information on Filing Composite Returns on Arizona Form 140NR for Qualifying Nonresident Partners

Arizona law requires an individual resident or nonresident to file his or her own income tax return. The Arizona Department of Revenue will accept a composite return on Arizona Form 140NR for qualifying nonresident individual partners of a partnership.

NOTE: *A composite return cannot be filed with fewer than ten participating members.*

Refer to Arizona Individual Income Tax Ruling ITR 13-2 for information regarding the requirements for filing a composite return on Arizona Form 140NR.

The *Worksheet for Net Long-Term Capital Gain Subtraction for Assets Acquired After December 31, 2011*, is on the next page.

Worksheet for Net Long-Term Capital Gain Subtraction for Assets Acquired After December 31, 2011

Original return Amended return

Net long-term capital gain (loss) as reported on federal Schedule D (or other form/schedule) and included in the distributive share amount.			(a)	(b)	(c)
Enter the total net long-term capital gain (loss) from the following forms in each applicable column. See instructions below the worksheet.			Net long-term capital gain (loss)	Net long-term capital gain (loss) included in column (a) from assets acquired before January 1, 2012	Net long-term capital gain (loss) included in column (a) from assets acquired after December 31, 2011
1	Long-term capital gain (loss) reported on federal Schedule D from Form(s) 8949. Combine the amounts and enter the total.	1			
2	Form(s) 6252 <i>Installment Sale Income</i>	2			
3	Form(s) 8824 <i>Like-Kind Exchanges</i>	3			
4	Pass-through from Estate, Partnership, and/or Trust – from Arizona Form 141AZ or Form 165, Schedule K-1 or Schedule K-1(NR).	4			
5	Any other long-term capital gain (loss)	5			
6	Subtotal: add lines 1 through 5 in each column, and enter the total.	6			
7	Available long-term capital loss carryover. Enter the amount, if any, in each column.	7			
8	Net long-term capital gain (loss). Subtract line 7 from line 6 and enter the difference in each column. For each partner, enter the distributive share of the amounts from line 8 on Arizona Form 165, Schedule K-1 or Schedule K-1(NR).	8			

Worksheet Instructions

Purpose of the Worksheet

Beginning in 2013, a subtraction is available for a percentage of any net long-term capital gain that is from an investment in an asset acquired after December 31, 2011, and included in an individual taxpayer’s federal adjusted gross income or the federal taxable income of an estate or trust.

To take the allowable subtraction, the taxpayer must know whether the capital gain (loss) is considered short-term or long-term. Only the net long-term capital gain from assets acquired after December 31, 2011, is used to compute the allowable subtraction. For more information about determining whether a gain (loss) is short-term or long-term, see federal *Publication 544* at www.irs.gov.

Who Should Complete the Worksheet?

The partnership can use this worksheet to calculate each partner’s distributive share of the net long-term capital gain (loss) included in Schedule K of federal Form 1065 for assets purchased after December 31, 2011.

Do not complete this worksheet if any of the following apply:

- The partnership does not have any capital gain (loss) to report for the current tax year; or
- The partnership does not have any net capital gain (loss) from asset(s) acquired after December 31, 2011, to report for the current tax year; or
- All of the partners are C corporations that have not made an election to be taxed under Subchapter S of the Internal Revenue Code.

Keep the completed worksheet for the partnership’s records.

Columns (a) through (c)

- Column (a) is the total amount of net long-term capital gain (loss) reported on federal Schedule D or other federal forms/schedules.
- Column (b) is the amount of the net long-term capital gain (loss) included in column (a) for assets acquired **before** January 1, 2012.
- Column (c) is the amount of the net long-term capital gain (loss) included in column (a) for assets acquired **after** December 31, 2011.

Lines 1 through 5 - Capital Gain (Loss) Reported on Federal Schedule D

Enter the long-term capital gain (loss) from each federal form listed that was reported on the partnership's federal Schedule D and included on Schedule K of federal Form 1065.

Line 6 - Subtotal

For each column, add the amounts on lines 1 through 5 and enter the total.

Line 7 - Long-Term Capital Loss Carryover

If the partnership used a long-term capital loss carryover from a previous tax year to reduce its long-term capital gain for the current taxable year, enter the amount used to apply to gains from assets acquired before January 1, 2012, in column (b).

Line 8 - Net Long-Term Capital Gain (Loss)

Subtract line 7 from line 6 and enter the difference in each column.

For each partner, enter the distributive share of the amounts in each column on line 8 of the worksheet on Part II of Arizona Form 165, Schedule K-1 or on Part III of Arizona Form 165, Schedule K-1(NR).

THIS PAGE INTENTIONALLY LEFT BLANK

Corporate partners must use Form 165, Schedule K-1(NR).

For the calendar year 2014 or fiscal year beginning MM,DD,2014 and ending MM,DD,20YY.

CHECK ONE: Original Amended

Partner's Identifying Number	Partnership's Employer Identification Number (EIN)
Partner's Name	Partnership's Name
Partner's Address – number and street or rural route	Partnership's Address – number and street or rural route
Partner's City, Town or Post Office State ZIP Code	Partnership's City, Town or Post Office State ZIP Code

Partner's Percentage of:	Before Change or Termination	End of Year
Profit sharing	%	%
Loss sharing	%	%
Ownership of capital	%	%
Type of partner (individual, trust, or estate).		

Part I Arizona Partnership Adjustment

- 1 Adjustment of partnership income from federal to Arizona basis from Form 165, page 1, line 6 1 00
- 2 Partner's percentage of profit or loss (expressed as a decimal)..... 2
- 3 Partner's distributive share of the adjustment of partnership income from federal to Arizona basis:
Multiply line 1 by line 2..... 3 00

Part II Net Capital Gain From Investment in a Qualified Small Business – Information Schedule

If the partner's federal Schedule K-1 (Form 1065) does not include any net capital gain or loss from investment in a qualified small business, the partnership is not required to complete Part II.

Pro Rata Share Items	(a) Distributive Share Amount
4 Net capital gain (loss) from investment in a qualified small business..... 4	

Part III Net Long-Term Capital Gain Subtraction – Information Schedule

If the partner's federal Schedule K-1 (Form 1065) does not include any net long-term capital gain or loss, the partnership is not required to complete Part III.

Pro Rata Share Items From Federal Form 1065, Schedule K-1	(a) Distributive Share Amount	(b) Net long-term capital gain (loss) included in column (a) from assets acquired before January 1, 2012	(c) Net long-term capital gain (loss) included in column (a) from assets acquired after December 31, 2011
5 Net long-term capital gain (loss)..... 5			

ADDITIONAL INFORMATION:

6 Net long-term capital gain (loss) from investment in a qualified small business (amount already included in line 5, column (c)) 6			
---	--	--	--

Instructions for Partners

Part I: Arizona Partnership Adjustment

The partnership is required to adjust its income from a federal to Arizona basis. Line 3 of Form 165, Schedule K-1, is the partner's distributive share of that adjustment. Report the amount from line 3 on your Arizona tax return according to the instructions below.

Resident Individuals:

If line 3 is a positive number, enter the amount on Form 140, page 1, line 16. If line 3 is a negative number, enter the amount on Form 140, page 1, line 35.

Part-Year Resident Individuals:

If line 3 is a positive number, enter that portion of line 3 that is allocable to partnership income taxable by Arizona on Form 140PY, page 1, line 30. If line 3 is a negative number, enter that portion of line 3 that is allocable to partnership income taxable by Arizona on Form 140PY, page 2, line 47.

Resident Estates or Resident Trusts:

If line 3 is a positive number, enter the amount on Form 141AZ, page 2, Schedule B, line B3. If line 3 is a negative number, enter the amount on Form 141AZ, page 2, Schedule B, line B9.

**Part II: Net Capital Gain from Investment in a
Qualified Small Business – Information
Schedule**

For taxable years beginning from and after December 31, 2013, Arizona allows a subtraction from Arizona gross income for any net capital gain derived from investment in a qualified small business and included in the individual taxpayer's federal adjusted gross income or the federal taxable income of the estate and trust. A qualified small business is determined by the Arizona Commerce Authority pursuant to A.R.S. §41-1518. Although the subtraction is only available to individuals, estates and trusts, a partner that is a pass-through entity (estate or trust) will need this information to calculate the subtraction for the estate or trust or complete the Arizona Form 141AZ, Schedule K-1 or Schedule K-1(NR), for each beneficiary.

Line 4 -

Line 4, column (a) is your distributive share of net capital gain (loss) from investment in a qualified small business. To determine if you qualify to take this subtraction on your Arizona income tax return, see the instructions for Form 140, 140PY, or 141AZ.

**Part III: Net Long-Term Capital Gain
Subtraction – Information Schedule**

Arizona allows a subtraction from Arizona gross income for a percentage of any net long-term capital gain from assets acquired after December 31, 2011 and included in the individual taxpayer's federal adjusted gross income or the federal taxable income of the estate or trust. Although the subtraction is only available to individuals, estates and trusts, a partner that is a pass-through entity (estate or trust) will

need this information to calculate the subtraction for the estate or trust or complete the Arizona Form 141AZ, Schedule K-1 or Schedule K-1(NR), for each beneficiary.

Line 5 –

Line 5, column (c), is your distributive share of net long-term capital gain (loss) from assets acquired after December 31, 2011.

Line 6 -

Line 5, column (c), may include amount(s) for any net long-term capital gain (loss) from investment in qualified small business. If you take the allowable subtraction on your Arizona income tax return for any net long-term capital gain from assets acquired after December 31, 2011, you cannot include the amount on line 6, column (c), for net long-term capital gain from investment in qualified small business in that allowable subtraction. For more information see the instructions for Form 140, 140PY, or 141AZ.

Individual partner:

To determine if you qualify to take a subtraction from income on your Arizona tax return, the individual partner must complete the *Worksheet for Net Long-Term Capital Gain Subtraction for Assets Acquired After December 31, 2011*. The worksheet is included in the instructions for the resident and part-year resident income tax returns (Arizona Form 140 and Form 140PY).

Full-year residents use the amounts on line 5 and line 6 in column (c) to figure the allowable subtraction on the worksheet included in the instructions for the Form 140.

Part-year residents use the amounts on line 5 and line 6 in column (c) that are included in your Arizona gross income to figure the allowable subtraction on the worksheet included in the instructions for the Form 140PY.

Fiduciary partner:

For the resident estate partner or resident trust partner, Part III of Form 165, Schedule K-1, provides information to the partner so the partner can (1) calculate its subtraction for net long-term capital gain for assets acquired after December 31, 2011; and/or (2) provide information to each beneficiary so each beneficiary can calculate its subtraction for net long-term capital gain for assets acquired after December 31, 2011.

If the net long-term capital gain (loss) in Part III is taxed at the estate or trust level, use the amounts on line 5 and line 6 in column (c) to complete the *Worksheet for Net Long-Term Capital Gain Subtraction for Assets Acquired After December 31, 2011*. The worksheet is included in the instructions of Form 141AZ for the estate or trust.

If the net long-term capital gain (loss) in Part III is distributed to the beneficiaries, use the amounts in line 5 and line 6 in column (c) to complete the *Worksheet for Net Long-Term Capital Gain Subtraction for Assets Acquired After December 31, 2011*. The worksheet is included in the instructions of Form 141AZ. The worksheet will assist the estate or trust in completing the Net Long-Term Capital Gain Subtraction – Information Schedule on Form 141AZ, Schedule K-1 or Schedule K-1(NR), for each beneficiary.

All corporate partners must use this schedule.

For the calendar year 2014 or fiscal year beginning [M, M, D, D] 2, 0, 1, 4 and ending [M, M, D, D] 2, 0, Y, Y.

CHECK ONE: Original Amended

Partner's Identifying Number	Partnership's Employer Identification Number (EIN)
Partner's Name	Partnership's Name
Partner's Address – number and street or rural route	Partnership's Address – number and street or rural route
Partner's City, Town or Post Office State ZIP Code	Partnership's City, Town or Post Office State ZIP Code

Partner's Percentage of:	Before Change or Termination	End of Year
Profit sharing	%	%
Loss sharing	%	%
Ownership of capital	%	%
Type of partner (individual, trust, etc.)		

Part I: Distributive Share Items From Federal Form 1065, Schedule K-1	(a) Distributive Share Amount	(b) Arizona Apportionment Ratio	(c) Arizona Source Income	Form 140NR Filers: Enter the amount in column (c) on:
1 Ordinary income (loss) from trade or business activities.....				
2 Net income (loss) from rental real estate activities...				
3 Net income (loss) from other rental activities				
4 Total: Add lines 1, 2, and 3				Line 21
5 Interest.....				Line 16
6 Dividends.....				Line 17
7 Royalties.....				Line 21
8 Net short-term capital gain (loss).....				Line 20
9 Net long-term capital gain (loss).....				Line 20
10 Guaranteed payments to partner.....				
11 Net IRC Section 1231 gain (loss)				Line 20
12 Deferred amount of discharge of indebtedness income included in federal income in the current year under IRC Section 108(i)				Line 21
13 Other income (loss): include schedule				Line 22
14 IRC Section 179 expense.....				Line 21
15 Deferred amount of original issue discount deduction included in federal income in the current year under IRC Section 108(i)				Line 21
16 Other deductions: include schedule				

Part II: Partner's Distributive Share of the Adjustment of Partnership Income From Federal to Arizona Basis	(a) Distributive Share Amount	(b) Arizona Apportionment Ratio	(c) Arizona Source Income	Form 140NR Filers: Enter the amount in column (c) on:
17 Adjustment of partnership income from federal to Arizona basis from Form 165, page 1, line 6.....				Line 29 or 46

NOTE: Corporate partners see Form 120 or Form 120A instructions for information on reporting the amount from line 17.

Name of Partnership (as shown on page 1)	Employer Identification Number
--	--------------------------------

Part III Net Capital Gain From Investment in a Qualified Small Business – Information Schedule

If the partner's federal Schedule K-1 (Form 1065) does not include any net capital gain or loss from investment in a qualified small business, the partnership is not required to complete Part III.

Pro Rata Share Items	(a) Distributive Share Amount	(b) Arizona Apportionment Ratio	(c) Arizona Source Income
18 Net capital gain (loss) from investment in a qualified small business..... 18			

Part IV Net Long-Term Capital Gain Subtraction – Information Schedule

If the partner's federal Schedule K-1 (Form 1065) includes capital gain (loss), complete line 19 and line 20. If the partner's federal Schedule K-1 (Form 1065) does not include any capital gain (loss), the partnership is not required to complete Part IV.

Item From Federal Form 1065, Schedule K-1	(a) Distributive Share Amount	(b) Arizona Source Income	(c) Net <u>long-term</u> capital gain (loss) included in column (b) from assets acquired before January 1, 2012	(d) Net <u>long-term</u> capital gain (loss) included in column (b) from assets acquired after December 31, 2011
	From page 1, line 9, column (a).	From page 1, line 9, column (c).		
19 Total net long-term capital gain (loss)..... 19				

ADDITIONAL INFORMATION:

20 Net long-term capital gain (loss) from investment in a qualified small business (amount already included in line 19, column d)..... 20				
---	--	--	--	--

2014 Nonresident and Out-of-State Partner's Share of Adjustment to Partnership Income

Arizona Form 165 Schedule K-1(NR)

Instructions for Partners

Part I: Distributive Share Items from Federal Form 1065, Schedule K-1

Column (c) is your Arizona source income. Nonresident individuals should report the amounts in column (c) on Form 140NR line numbers indicated on Form 165, Schedule K-1(NR). Nonresident trusts or nonresident estates should add lines 4 through 13, column (c), and enter the total on Form 141AZ, page 2, Schedule A.

However, if Form 165, Schedule K-1(NR) shows a loss, you may only claim such losses on your Arizona nonresident return to the extent that such losses are included in your federal adjusted gross income (individuals) or federal taxable income (trust and estates). Therefore, if the loss is considered to be a passive activity loss for federal purposes, the loss will likewise be considered to be a passive activity loss for Arizona purposes.

If you have a passive activity loss from a partnership that was derived from Arizona sources, you would not necessarily begin the Arizona return with the amounts shown in column (c) of Form 165, Schedule K-1(NR). For Arizona purposes, you must first determine if any portion of the loss shown on Form 165, Schedule K-1(NR) has been limited on your federal return because of the federal passive activity loss rules.

The amount of passive activity loss which is derived from Arizona sources is the amount of the passive activity loss which will be allowed on the Arizona return. Therefore, any portion of the passive activity loss which is not allowed on the federal return due to the passive activity loss limitations will likewise be limited on the Arizona return. That portion of the passive activity loss derived from Arizona sources which is required to be carried forward for federal purposes will similarly be carried forward for Arizona purposes.

NOTE: The amount of Internal Revenue Code § 179 expense deductible is limited to the Arizona portion of the amount deducted on federal Form 1040, Schedule E.

Part II: Partner's Distributive Share of the Adjustment of Partnership Income from Federal to Arizona Basis

Line 17

Individuals and fiduciaries:

Line 17 reflects the amount of partnership income which must be adjusted to determine the difference between Internal Revenue Code § 702(a)(8) and A.R.S. § 43-1401(2). If the amount on line 17 is a positive number, individual partners should enter this amount as an "other addition to income" on Form 140NR, line 29. Fiduciaries should enter a positive amount on line 17 as an "other addition" on Form 141AZ, page 2, line B3. If the amount on line 17 is a negative number, individual partners should enter this amount as an "other subtraction from income" on Form 140NR, line 46.

Fiduciaries should enter a negative amount on line 17 as an "other subtraction" on Form 141AZ, page 2, line B9.

Corporate partners:

Corporate partners should report the amount on line 17 of Form 165, Schedule K-1(NR) according to the instructions for Form 120 or Form 120A.

Part III: Net Capital Gain from Investment in a Qualified Small Business – Information Schedule

For taxable years beginning from and after December 31, 2013, Arizona allows a subtraction from Arizona gross income for any net capital gain derived from investment in a qualified small business and included in the individual taxpayer's federal adjusted gross income or the federal taxable income of the estate and trust. A qualified small business is determined by the Arizona Commerce Authority pursuant to A.R.S. §41-1518. Although the subtraction is only available to individuals, estates and trusts, a partner that is a pass-through entity (estate, partnership, S corporation or trust) will need this information to calculate the subtraction for the estate or trust or complete the Arizona Form 141AZ, Schedule K-1 or Schedule K-1(NR), for each beneficiary; or Arizona Form 120S, Schedule K-1 or Schedule K-1(NR), for each shareholder; or Arizona Form 165, Schedule K-1 or Schedule K-1(NR), for each partner.

Line 18 -

The amount on line 18, column (c), is your distributive share of net capital gain (loss) from investment in a qualified small business that is apportioned to Arizona. To determine if you qualify to take this subtraction from your Arizona tax return, see the instructions for Form 140NR or Form 141AZ.

Part IV: Net Long-Term Capital Gain Subtraction – Information Schedule

Arizona allows a subtraction from Arizona gross income for a percentage of any net long-term capital gain from assets acquired **after** December 31, 2011, and included in the individual taxpayer's federal adjusted gross income or the federal taxable income of the estate or trust. Although the subtraction is only available to individuals, estates and trusts, a partner that is a pass-through entity (estate, partnership, S corporation or trust) will need this information to calculate the subtraction for the estate or trust or complete the Arizona Form 141AZ, Schedule K-1 or Schedule K-1(NR), for each beneficiary; or Arizona Form 120S, Schedule K-1 or Schedule K-1(NR), for each shareholder; or Arizona Form 165, Schedule K-1 or Schedule K-1(NR), for each partner.

Line 19 -

Line 19, column (d) is your distributive share of net long-term capital gain (loss) from assets acquired after December 31, 2011 that is apportioned to Arizona.

Line 20 -

Line 19, column (d), may include amount(s) for any net long-term capital gain (loss) from investment in qualified small

business. If you take the allowable subtraction on your Arizona income tax return for any net long-term capital gain from assets acquired after December 31, 2011, you cannot include the amount on line 20, column (d), for net long-term capital gain from investment in qualified small business in that allowable subtraction. For more information see the instructions for Form 140PY or 141AZ.

Individual partner:

To determine if you qualify to take a subtraction from income on your Arizona personal income tax return, the individual partner must complete the *Worksheet for Net Long-Term Capital Gain Subtraction for Assets Acquired After December 31, 2011*. The worksheet is included in the instructions for the nonresident income tax return (Arizona Form 140NR).

Nonresidents use only the amount of Arizona-sourced, net long-term capital gain (loss) entered on line 19 and line 20, column (d) to figure the allowable subtraction on the worksheet that is included with Arizona Form 140NR.

Fiduciary partner:

If the net long-term capital gain (loss) in Part IV is taxed at the estate or trust level, use the information to complete the *Worksheet for Net Long-Term Capital Gain Subtraction for Assets Acquired After December 31, 2011*, included in the instructions of Arizona Form 141AZ for the estate or trust.

If the net long-term capital gain (loss) in Part IV is distributed to the beneficiaries, use the information to complete the *Worksheet for Net Long-Term Capital Gain Subtraction for Assets Acquired After December 31, 2011*, included in the instructions of Arizona Form 141AZ. The worksheet will assist the estate or trust in completing the *Net Long-Term Capital Gain Subtraction – Information Schedule* on Arizona Form 141AZ, Schedule K-1 or Schedule K-1(NR), for each beneficiary.

Partnership or S corporation partner:

The information in Part IV should be used to complete the *Worksheet for Net Long-Term Capital Gain Subtraction for Assets Acquired After December 31, 2011* that is included in the instructions of Arizona Form 165 or Arizona Form 120S. The worksheet will assist the partnership or S corporation in completing the *Net Long-Term Capital Gain Subtraction – Information Schedule* on Arizona Form 165, Schedule K-1 or Schedule K-1(NR), for each partner; or Arizona Form 120S, Schedule K-1 or Schedule K-1(NR), for each shareholder.

C corporation or exempt organization partner:

A subtraction is not allowed for a C corporation or an exempt organization. The information in Part IV is informational only and is not required to be reported by the C corporation or exempt organization.

Include with the corporation's return.

For the calendar year 2014 or fiscal year beginning MM, DD, DD 2, 0, 1, 4 and ending MM, DD, DD 2, 0, Y, Y.
Name as shown on Form 99T, 120, 120A, 120S _____ Employer identification number (EIN) _____

In most cases, the taxpayer DOES NOT HAVE TO FILE Form 220. (See Part A below for exceptions.) The department will compute any penalty due and bill the taxpayer. (If the taxpayer does not have to file Form 220, the form may still be used to compute the penalty. Enter the amount of the penalty on the estimated tax underpayment penalty line of the taxpayer's return. Do not check the box on that line of the return or include Form 220 with the return.)

Part A Reasons for Filing Form 220

Check the boxes below that apply to the taxpayer. If any box is checked, the taxpayer must file Form 220 with the taxpayer's tax return, even though no penalty is due. See page 2 of the instructions.

- 1 The taxpayer is using the annualized income installment method.
- 2 The taxpayer is using the adjusted seasonal installment method.
- 3 **Forms 120 and 120A only:** The taxpayer is a "large corporation" computing its first required installment based on the prior taxable year's tax liability.
- 4 **Form 120S only:** The taxpayer is computing its required annual payment based on an amount equal to the **sum** of:
 - (a) ninety percent of the portion of the current taxable year's liability attributable to built-in gains income or certain capital gains income; **plus**
 - (b) one hundred percent of the portion of the prior taxable year's tax liability attributable to excess net passive income.

Part B Calculation of Underpayment

5 2014 Arizona tax liability from Form 99T, line 11 less line 12; or Form 120, line 21 less line 22; or Form 120A, line 13 less line 14; or Form 120S, line 17 less line 18. Taxpayers with a claim of right tax calculation. See instructions **5** _____ **00**

6 REQUIRED ANNUAL PAYMENT:

a Enter 90 percent of line 5 **6a** _____ **00**
 b Forms 99T, 120, and 120A: Enter the tax as shown on the 2013 return. See instructions..... **6b** _____ **00**
 c Form 120S. See instructions..... **6c** _____ **00**
 d Forms 99T, 120, and 120A: Enter the smaller of line 6a or line 6b. Form 120S. Enter the smaller of line 6a or line 6c..... **6d** _____ **00**

7 Installment due dates: In columns (a) through (d), enter the 15th day of the 4th, 6th, 9th, and 12th months of the taxable year

8 Required installments: If the box on line 1 and/or line 2 above is checked, enter the amounts from Schedule A, Part III, line 48. If the box on line 3 above is checked (but not the box on line 1 or line 2), see instructions, page 3, for the amounts to enter. If the box on line 4 above is checked, or if none of these boxes are checked, enter 25 percent of line 6d in each column

9 Estimated tax paid or credited for each period (see instructions pages 3 and 4): **For column (a) only** skip lines 10 through 12. Enter the amount from line 9 on line 13

	(a)	(b)	(c)	(d)
7 M, M, D, D, Y, Y M, M, D, D, Y, Y M, M, D, D, Y, Y M, M, D, D, Y, Y				
8				
9				
10				
11				
12				
13				
14				
15				
16				

Complete lines 10 through 16 of one column before completing the next column.

- 10 For columns (b) through (d) only:** Enter the amount, if any, from line 16 of the preceding column..... **10**
- 11 For columns (b) through (d) only:** Add lines 9 and 10. Enter the total..... **11**
- 12 For columns (b) through (d) only:** Add the amounts on lines 14 and 15 of the preceding column
- 13 For columns (b) through (d) only:** Subtract line 12 from line 11. If zero or less, enter zero
- 14 For columns (b) and (c) only:** If the amount on line 13 is zero, subtract line 11 from line 12. Otherwise, enter zero
- 15 Underpayment:** If line 13 is less than or equal to line 8, subtract line 13 from line 8. Then, go to line 10 of the next column (see instructions page 4). Otherwise, go to line 16.....
- 16 Overpayment:** If line 8 is less than line 13, subtract line 8 from line 13. Then, go to line 10 of the next column.....

Part C Penalty Calculation

	(a)	(b)	(c)	(d)		
17 Forms 120 and 120A: Enter the date of payment or the 15th day of the 4th month after the close of the taxable year, whichever is earlier. Form 120S: Use 3rd month instead of 4th month. Form 99T: Use 5th month instead of 4th month.....	M M D D Y Y	M M D D Y Y	M M D D Y Y	M M D D Y Y		
18 Number of days from due date of installment on line 7 to the date shown on line 17.....	18 Days:	Days:	Days:	Days:		
19 Number of days on line 18 after 4/15/2014 and before 7/1/2014	19 Days:	Days:	Days:	Days:		
20 Underpayment on line 15 $\times \frac{\text{Number of days on line 19}}{365} \times 3\%$	20					
21 Number of days on line 18 after 6/30/2014 and before 10/1/2014 ...	21 Days:	Days:	Days:	Days:		
22 Underpayment on line 15 $\times \frac{\text{Number of days on line 21}}{365} \times 3\%$	22					
23 Number of days on line 18 after 9/30/2014 and before 1/1/2015	23 Days:	Days:	Days:	Days:		
24 Underpayment on line 15 $\times \frac{\text{Number of days on line 23}}{365} \times 3\%$	24					
25 Number of days on line 18 after 12/31/2014 and before 4/1/2015 ...	25 Days:	Days:	Days:	Days:		
26 <table border="1" style="display:inline-table; vertical-align: middle;"><tr><td style="padding: 2px;">Underpayment on line 15</td></tr><tr><td style="padding: 2px;">+ compounding, if applicable</td></tr></table> $\times \frac{\text{Number of days on line 25}}{365} \times 3\%$	Underpayment on line 15	+ compounding, if applicable	26			
Underpayment on line 15						
+ compounding, if applicable						
27 Number of days on line 18 after 3/31/2015 and before 7/1/2015	27 Days:	Days:	Days:	Days:		
28 <table border="1" style="display:inline-table; vertical-align: middle;"><tr><td style="padding: 2px;">Underpayment on line 15</td></tr><tr><td style="padding: 2px;">+ compounding, if applicable</td></tr></table> $\times \frac{\text{Number of days on line 27}}{365} \times * \%$	Underpayment on line 15	+ compounding, if applicable	28			
Underpayment on line 15						
+ compounding, if applicable						
29 Number of days on line 18 after 6/30/2015 and before 10/1/2015 ...	29 Days:	Days:	Days:	Days:		
30 <table border="1" style="display:inline-table; vertical-align: middle;"><tr><td style="padding: 2px;">Underpayment on line 15</td></tr><tr><td style="padding: 2px;">+ compounding, if applicable</td></tr></table> $\times \frac{\text{Number of days on line 29}}{365} \times * \%$	Underpayment on line 15	+ compounding, if applicable	30			
Underpayment on line 15						
+ compounding, if applicable						
31 Number of days on line 18 after 9/30/2015 and before 1/1/2016	31 Days:	Days:	Days:	Days:		
32 <table border="1" style="display:inline-table; vertical-align: middle;"><tr><td style="padding: 2px;">Underpayment on line 15</td></tr><tr><td style="padding: 2px;">+ compounding, if applicable</td></tr></table> $\times \frac{\text{Number of days on line 31}}{365} \times * \%$	Underpayment on line 15	+ compounding, if applicable	32			
Underpayment on line 15						
+ compounding, if applicable						
33 Number of days on line 18 after 12/31/2015 and before 3/15/2016 .	33 Days:	Days:	Days:	Days:		
34 <table border="1" style="display:inline-table; vertical-align: middle;"><tr><td style="padding: 2px;">Underpayment on line 15</td></tr><tr><td style="padding: 2px;">+ compounding, if applicable</td></tr></table> $\times \frac{\text{Number of days on line 33}}{365} \times * \%$	Underpayment on line 15	+ compounding, if applicable	34			
Underpayment on line 15						
+ compounding, if applicable						
35 Add lines 20, 22, 24, 26, 28, 30, 32, and 34.....	35					
36 Penalty Limitation: In columns (a) through (d), list the smaller of Part B, line 15 \times 10% OR the amount from Part C, line 35	36					
37 Penalty: Add columns (a) through (d) of line 36. Enter the total here and on Form 99T, line 22; or Form 120, line 29; or Form 120A, line 21; or Form 120S, line 25	37			00		

* Percentage rate to be announced

Continued on page 3 →

SCHEDULE A	Annualized Income Installment Method and/or Adjusted Seasonal Installment Method Under IRC § 6655(e)
Part I	Annualized Income Installment Method

		(a)	(b)	(c)	(d)
1 Annualization periods: See instructions	1	First _____ Months	First _____ Months	First _____ Months	First _____ Months
2 Enter taxable income for each annualization period.....	2				
3 Annualization amounts: See instructions	3				
4 Annualized taxable income: Multiply line 2 by line 3	4				
5 Calculate the tax on the amount in each column on line 4. See instructions.....	5				
6 Enter tax from recapture of tax credits for each payment period. See instructions.....	6				
7 Subtotal tax: Add lines 5 and 6.....	7				
8 For each period, enter the amount of nonrefundable tax credits. See instructions.....	8				
9 Arizona tax liability: Subtract line 8 from line 7. If zero or less, enter zero	9				
10 Refundable tax credits: See instructions	10				
11 Claim of right adjustment: See instructions	11				
12 Net liability: Subtract the sum of line 10 and line 11 from line 9. If zero or less, enter zero	12				
13 Applicable percentage.....	13	22.5%	45%	67.5%	90%
14 Multiply line 12 by line 13	14				
15 Add the amounts in all preceding columns from page 4, Part III, line 48. See instructions	15				
16 Annualized income installments: Subtract line 15 from line 14. If zero or less, enter zero	16				

Part II	Adjusted Seasonal Installment Method
----------------	---

CAUTION: Use this method only if the base period percentage of any 6 consecutive months is at least 70%. See the instructions for more information.

		(a)	(b)	(c)	(d)
17 Enter taxable income for the following periods:		First 3 Months	First 5 Months	First 8 Months	First 11 Months
a Taxable year beginning in 2011.....	17a				
b Taxable year beginning in 2012.....	17b				
c Taxable year beginning in 2013.....	17c				
18 Enter taxable income for each period for taxable year beginning in 2014.....	18				

Continued on page 4 →

Name (as shown on page 1)	EIN			
---------------------------	-----	--	--	--

Part II (continued)		(a)	(b)	(c)	(d)
		First 4 Months	First 6 Months	First 9 Months	Entire Year
19	Enter taxable income for the following periods:				
19a	a Taxable year beginning in 2011.....				
19b	b Taxable year beginning in 2012.....				
19c	c Taxable year beginning in 2013.....				
20	Divide the amount in each column on line 17a by the amount in column (d) on line 17a.....				
21	Divide the amount in each column on line 17b by the amount in column (d) on line 17b.....				
22	Divide the amount in each column on line 17c by the amount in column (d) on line 17c.....				
23	Add lines 20 through 22.....				
24	Divide line 23 by three (3).....				
25	Divide line 18 by line 24.....				
26	Calculate the tax on the amount in each column on line 25. See instructions.....				
27	Divide the amount in columns (a) through (c) on line 19a by the amount in column (d) on line 19a.....				
28	Divide the amount in columns (a) through (c) on line 19b by the amount in column (d) on line 19b.....				
29	Divide the amount in columns (a) through (c) on line 19c by the amount in column (d) on line 19c.....				
30	Add lines 27 through 29.....				
31	Divide line 30 by three (3).....				
32	Multiply the amount in columns (a) through (c) of line 26 by the amount in the corresponding column of line 31. In column (d), enter the amount from line 26, column (d).....				
33	Enter tax from recapture of tax credits for each payment period. See instructions.....				
34	Subtotal tax: add line 32 and line 33.....				
35	For each period, enter the amount of nonrefundable tax credits. See instructions.....				
36	Arizona tax liability: Subtract line 35 from line 34. If zero or less, enter zero.....				
37	Refundable tax credits: See instructions.....				
38	Claim of right adjustment: See instructions.....				
39	Net liability: Subtract the sum of line 37 and line 38 from line 36. If zero or less, enter zero.....				
40	Multiply line 39 by 90%.....				
41	Add the amounts in all preceding columns from Part III, line 48. See instructions.....				
42	Adjusted seasonal installments: Subtract line 41 from line 40. If zero or less, enter zero.....				

Part III		Required Installments			
		(a)	(b)	(c)	(d)
		First Installment	Second Installment	Third Installment	Fourth Installment
43	If only one of the above parts is completed, enter the amount in each column from line 16 or line 42. (If both parts are completed, enter the smaller of the amounts in each column from line 16 or line 42.).....				
44	Enter 25% of line 6d on Form 220 in each column. NOTE: "Large corporations", see line 8 instructions on page 3 for the amount to enter.....				
45	Enter the amount from line 47 of this schedule for the preceding column.....				
46	Add line 44 and line 45. Enter the total.....				
47	If line 46 is more than line 43, subtract line 43 from line 46. Otherwise, enter zero.....				
48	Required Installments: Enter the smaller of line 43 or line 46 here and on Form 220, page 1, line 8.....				

2014 Underpayment of Estimated Tax by Corporations

Obtain additional information or assistance by calling one of the numbers listed below:

Phoenix (602) 255-3381
From area codes 520 and 928, toll-free (800) 352-4090

Obtain tax rulings, tax procedures, tax forms and instructions, and other tax information by accessing the department's website at www.azdor.gov.

General Instructions

Purpose of Form

Taxpayers filing Forms 99T, 120, 120A, and 120S use Form 220 to determine whether they are subject to a penalty for underpayment of their Arizona estimated tax liability and, if so, the amount of the penalty.

The taxpayer's Arizona estimated tax liability is determined as follows: [income tax plus tax from recapture of tax credits] less [nonrefundable tax credits and any refundable tax credits].

CLAIM OF RIGHT ADJUSTMENT (FORMS 120 AND 120A):

A taxpayer that computes its tax liability under the claim of right provisions should base its estimated tax liability on the net tax liability computed under the claim of right provisions.

Who is Subject to the Underpayment Penalty

If the taxpayer's Arizona tax liability (reduced by any refundable tax credit and the claim of right adjustments, if applicable) is less than \$1,000, the taxpayer is not subject to this penalty. Arizona tax liability is from Form 99T, page 1, line 11 (reduced by any refundable tax credit, if applicable); or Form 120, page 1, line 21 (reduced by any refundable tax credit and the claim of right adjustments, if applicable); or Form 120A, page 1, line 13 (reduced by any refundable tax credit and claim of right adjustments, if applicable); or Form 120S, page 1, line 17 (reduced by any refundable tax credit, if applicable).

A. Forms 99T, 120, and 120A: Generally, the taxpayer is subject to the penalty if the tax shown on the taxpayer's 2014 Arizona tax return is \$1,000 or more and it did not timely pay at least the **smaller** of:

- Ninety percent of the tax (reduced by any refundable tax credit and the claim of right adjustments, if applicable) shown on its 2014 return, OR
- The tax shown on its 2013 return (reduced by any refundable tax credit and the claim of right adjustments, if applicable). The taxpayer must have filed a 2013 return showing at least some amount of tax and the return must have been filed for a period of 12 full months. However, a "large corporation" may base only its first required installment on the prior taxable year's tax.

NOTE FOR FORM 120: A unitary group of corporations filing a combined return must make its estimated tax payments on a combined basis. Therefore, a unitary group, as a single taxpayer, must compute the underpayment of estimated tax penalty on a combined basis if its Arizona tax liability for the taxable year is \$1,000 or more.

NOTE FOR FORM 120: An Arizona affiliated group filing a consolidated return pursuant to Arizona Revised Statutes (A.R.S.) § 43-947 must make its estimated tax payments on a consolidated basis. Therefore, an Arizona affiliated group, as a single taxpayer, must compute the underpayment of estimated tax penalty on a consolidated basis if its Arizona tax liability for the taxable year is \$1,000 or more.

B. Form 120S: Generally, the taxpayer is subject to the penalty if the tax shown on the taxpayer's 2014 Arizona tax return is \$1,000 or more and it did not timely pay at least the **smaller** of:

- Ninety percent of the tax (reduced by any refundable tax credit, if applicable) shown on its 2014 return, OR
- If the taxpayer's 2013 return was filed for a period of twelve months, an amount of tax equal to the sum of:
 - Ninety percent of the portion of the 2014 Arizona tax liability that is attributable to built-in gains income or certain capital gains income; **plus**
 - One hundred percent of the portion of the 2013 Arizona tax liability that is attributable to excess net passive income.

NOTE: *In these instructions, "return" generally refers to the corporation's original return. However, an amended return is considered the original return if the amended return is filed by the due date (including extensions) of the original return. Refer to Arizona Corporate Tax Ruling CTR 02-1 for further information.*

The penalty is calculated separately for each installment due date. Therefore, the taxpayer may owe a penalty for an earlier installment due date, even if later "catch-up" payments were made for the earlier installment due date underpayment. A taxpayer may be subject to the underpayment penalty even if the taxpayer is due a refund when its return is filed.

A taxpayer may be able to reduce or eliminate the penalty by using the annualized income installment method or the adjusted seasonal installment method.

Who Must Complete This Form

A taxpayer **DOES NOT HAVE TO COMPLETE** Form 220, *Underpayment of Estimated Tax by Corporations*, if the taxpayer made estimated tax payments based on either of the following methods:

- *All taxpayers:* An amount equal to 90 percent of the current taxable year's tax liability (reduced by any refundable tax credit and the claim of right adjustments, if applicable), paid in four equal installments; or
- *Form 99T, 120, and 120A:* An amount equal to 100 percent of the taxpayer's tax liability (reduced by any refundable tax credit and the claim of right adjustments, if applicable) for the prior taxable year, paid in four equal installments. A "large corporation" may not use this method.

The department will compute the estimated tax penalty based on either of these methods and notify the taxpayer of any amount due.

A taxpayer **MUST COMPLETE** Form 220, even though no penalty is due, if it made its estimated tax payments based on any of the following methods:

- *All taxpayers:* The annualized income installment method; **or**
- *All taxpayers:* The adjusted seasonal installment method; **or**
- *Forms 120 and 120A:* The taxpayer is a “large corporation” that computed its first required installment based on the taxpayer’s tax liability for the prior taxable year; **or**
- *Form 120S:* An amount, paid in four equal installments, that is equal to the sum of:

Ninety percent of the portion of the current taxable year's Arizona tax liability that is attributable to built-in gains income or certain capital gains income; **plus**

One hundred percent of the portion of the prior taxable year's Arizona tax liability that is attributable to excess net passive income.

How to Use This Form

Check the applicable boxes in Part A. Complete Part B to determine if the taxpayer has an underpayment for any of the four installment due dates. If the taxpayer has an underpayment on line 15 (column (a), (b), (c), or (d)), complete Part C to calculate the penalty.

If the taxpayer is required to complete Form 220, include the completed Form 220 with the taxpayer's Arizona tax return. Check the box on Form 99T, page 1, line 22; Form 120, page 1, line 29; Form 120A, page 1, line 21; or Form 120S, page 1, line 25.

Specific Instructions

Complete the name and employer identification number (EIN) section at the top of the form. If filing on a fiscal year, indicate the period covered by the taxable year.

All returns, statements, and other documents filed with the department require a taxpayer identification number (TIN). The TIN for a corporation is the corporation’s EIN. Taxpayers that fail to include their TIN may be subject to a penalty.

Part A - Reasons for Filing Form 220

Lines 1 and 2 - Annualized Income Installment Method and/or Adjusted Seasonal Installment Method

If the taxpayer's income varied during the taxable year because, for example, it operates its business on a seasonal basis, it may be able to lower the amount of one or more required installments by using the annualized income installment method or the adjusted seasonal installment method.

Use Form 220, Schedule A, to calculate one or more required installments. If Schedule A is used for any payment due date, it must be used for all payment due dates.

Use Schedule A to arrive at the amount of each required installment and to select the lesser of:

- the annualized income installment;
- the adjusted seasonal installment (if applicable); or
- the regular installment (25 percent of the required annual payment) increased by any reduction recaptured under Internal Revenue Code (IRC) § 6655(e)(1)(B).

Follow the steps below to determine which parts of Form 220, Schedule A, to complete.

- If the taxpayer is using only the annualized income installment method, check the box on line 1 of Part A and complete Parts I and III of Schedule A.
- If the taxpayer is using only the seasonal installment method, check the box on line 2 of Part A and complete Parts II and III of Schedule A.
- If the taxpayer is using both methods, check the boxes on lines 1 and 2 of Part A and complete all three parts of Schedule A.
- All taxpayers: In each column on line 8, enter the amounts from the corresponding column of line 48 of Schedule A. Include a copy of Schedule A with Form 220.

Line 3 - Large Corporations (Forms 120 and 120A)

"Large corporation" means a corporation or unitary group of corporations if the corporation, or a predecessor corporation, had federal taxable income of one million dollars or more for any of the immediately preceding three taxable years, excluding any federal net operating loss or capital loss carrybacks or carryovers. An Arizona affiliated group filing a consolidated return pursuant to A.R.S. § 43-947 is treated as a single corporation for purposes of applying the large corporation definition.

If the taxpayer is a large corporation, check the box on line 3 of Part A. In addition, if applicable, check the box(es) on line 1 and/or line 2. Complete Parts I, II, and III of Schedule A, as discussed above.

Part B - Calculation of Underpayment

Line 5 - Arizona Tax Liability

Enter the 2014 Arizona tax liability from Form 99T, line 11 less line 12; or Form 120, line 21 less line 22; or Form 120A, line 13 less line 14; or Form 120S, line 17 less line 18.

CLAIM OF RIGHT ADJUSTMENT (FORMS 120 AND 120A):

Taxpayers computing the Arizona tax liability under the claim of right provisions of A.R.S. § 43-1130.01 should use the Arizona tax liability reduced by those provisions for purposes of computing underpayment of estimated tax.

Line 6 - Required Annual Payment

The Arizona required annual payment of estimated tax is the smaller of:

- *All taxpayers* - ninety percent of the taxpayer's Arizona tax liability (reduced by any refundable tax credit and the claim of right adjustments, if applicable) for the current taxable year; **or**

- *Forms 99T, 120, and 120A* - one hundred percent of the taxpayer's Arizona tax liability (reduced by any refundable tax credit and the claim of right adjustments, if applicable) for the prior taxable year.

Form 120S - an amount equal to the sum of:

Ninety percent of the portion of the current taxable year's Arizona tax liability that is attributable to built-in-gains income or certain capital gains income; **plus**

One hundred percent of the portion of the prior taxable year's Arizona tax liability that is attributable to excess net passive income.

Line 6a - (All Taxpayers)

Multiply line 5 by 90 percent. Enter the result on line 6a.

Line 6b - (Forms 99T, 120, and 120A)

Determine the amount of the taxpayer's Arizona tax liability from the prior taxable year (reduced by any refundable tax credit and the claim of right adjustments, if applicable). Enter the net amount on line 6b.

DO NOT COMPLETE THIS LINE IF: (1) a return was not filed for the taxable year showing at least some amount of tax liability (an amount greater than zero), OR (2) the 2013 taxable year was a period of less than twelve months. Skip line 6b and enter the amount from line 6a on line 6d.

Line 6c - (Form 120S)

Enter an amount on line 6c that is the sum of:

- Ninety percent of the portion of the 2014 Arizona tax liability that is attributable to built-in gains income or certain capital gains income, **plus**
- One hundred percent of the portion of the 2013 Arizona tax liability that is attributable to excess net passive income.

DO NOT COMPLETE THIS LINE IF the 2013 taxable year was a period of less than twelve months. Skip line 6c and enter the amount from line 6a on line 6d.

Line 6d - (All Taxpayers)

Forms 99T, 120, and 120A - enter the smaller of line 6a or line 6b (if an amount was entered on line 6b).

Form 120S - enter the smaller of line 6a or line 6c (if an amount was entered on line 6c).

Line 7 - Installment Due Dates

Calendar year and fiscal year basis taxpayers are required to make their Arizona corporate estimated tax payments by the 15th day of the 4th, 6th, 9th, and 12th months of the taxable year. If the installment due date falls on a weekend or legal holiday, the payment is considered timely if made on the next business day.

Note for short period returns: *Enter the installment due dates and the number of installments required by the Internal Revenue Service.*

Line 8 - Required Installments

Each required installment is 25 percent of the required annual payment (line 6d) *unless* the taxpayer checked the box(es) on lines 1, 2, or 3 of Form 220, Part A.

Instructions for "Large Corporations" - Forms 120 and 120A.

A. If the box on line 3 (but not the box on line 1 or line 2) is checked, follow the instructions below to compute the amount to enter on Part B, line 8.

If line **6a** is **less than** line **6b**:

- Enter 25 percent of line 6a in columns (a) through (d) of line 8.

If line **6b** is **less than** line **6a**:

- Enter 25 percent of line 6b in column (a) of line 8.
- Determine the amount to enter in column (b) of line 8 as follows:
 - Subtract line 6b from line 6a,
 - Add the result to the amount on line 6a, and
 - Multiply the total in (ii) above by 25 percent.
- Enter 25 percent of line 6a in columns (c) and (d) of line 8.

B. If the box on line 3 **and** the box on line 1 and/or line 2 is checked, use the following instructions to determine the amounts to enter on the Form 220, Schedule A, Part III, line 44, columns (a) through (d). Then complete the remainder of the lines in Part III of Schedule A. Enter the amounts from Schedule A, Part III, line 48, columns (a) through (d) on Form 220, Part B, line 8, columns (a) through (d).

If Form 220, Part B, line **6a** is **less than** line **6b**:

- Enter 25 percent of line 6a in columns (a) through (d) of Schedule A, Part III, line 44.

If Form 220, Part B, line **6b** is **less than** line **6a**:

- Enter 25 percent of line 6b in column (a) of Schedule A, Part III, line 44.
- Determine the amount to enter in column (b) of Schedule A, Part III, line 44 as follows:
 - Subtract line 6b from line 6a,
 - Add the result to the amount on line 6a, and
 - Multiply the total in (ii) above by 25 percent.
- Enter 25 percent of line 6a in columns (c) and (d) of Schedule A, Part III, line 44.

Line 9 - Estimated Tax Paid or Credited

Enter the estimated tax payments made by the taxpayer for its taxable year *as indicated on the next page*.

The department will apply the payment of a required installment in the order in which the installments are required to be paid, regardless of the installment to which the payment pertains.

Include any overpayment of tax from the taxpayer's 2013 Arizona tax return that the taxpayer elected to apply to its 2014 Arizona estimated tax.

Column (a) Enter payments made by the 15th day of the fourth month.

Column (b) Enter payments made after the 15th day of the fourth month through the 15th day of the sixth month.

Column (c) Enter payments made after the 15th day of the sixth month through the 15th day of the ninth month.

Column (d) Enter payments made after the 15th day of the ninth month through the 15th day of the 12th month.

Line 15 - Underpayment

This amount (an amount greater than zero) is the underpayment of a required installment. If an amount greater than zero is entered here, the taxpayer should complete Part C to calculate the underpayment penalty.

Part C - Penalty Calculation

NOTE: Do not round amounts or components you use in calculation for Part C, lines 20, 22, 24, 26, 28, 30, 32, 34, and 36 to the nearest whole dollar. You must round the total penalty in Part C, line 37, to the nearest whole dollar.

The underpayment of estimated tax penalty is imposed on any required installment of estimated tax that is late or underpaid. The penalty is equal to the interest that would accrue under A.R.S. § 42-1123 on the amount not paid for the period of nonpayment, not to exceed 10 percent of the amount not paid.

Compute the underpayment penalty for any underpayment of a required installment for the period of nonpayment on page 2, Part C, lines 17 through 37. "Underpayment" refers to a late payment or underpayment of a required installment.

Compute the penalty by applying the applicable rate to each underpayment. The penalty is computed for the number of days that the underpayment remained unpaid or until the original due date of the return, whichever is earlier.

The Arizona interest rates are established at various times during the year. Arizona interest rates are the interest rates prescribed by IRC § 6621 for each calendar quarter with the following exception. **Exception:** The Arizona rate of interest for both underpayments and overpayments *for all taxpayers* is the federal underpayment rate under IRC § 6621(a)(2) [the federal short-term rate, determined pursuant to IRC § 6621(b), plus three percentage points].

If the taxpayer has made more than one payment for a required installment, include a separate computation for each payment.

NOTE FOR COMPOUND PENALTY AMOUNT: *The penalty is compounded annually (on January 1 of each year) on any underpayment of an installment outstanding as of that date. The compound penalty amount is added to the principal amount of the underpayment. The amount added to the principal accrues penalty until the underpayment is paid or until the original due date of the return, whichever is earlier.*

Line 36 - Penalty Limitation

The penalty for an underpayment of a required installment cannot exceed 10 percent of the amount not paid.

Form 220, Schedule A

Part I - Annualized Income Installment Method

Line 1 - Annualization Periods

Enter the annualization period that the taxpayer is using in the space on line 1, columns (a) through (d), respectively.

Forms 120, 120A, and 120S				
Option	1st Installment	2nd Installment	3rd Installment	4th Installment
Standard option	3	3	6	9
Option 1	2	4	7	10
Option 2	3	5	8	11

Form 99T				
Option	1st Installment	2nd Installment	3rd Installment	4th Installment
Standard option	2	3	6	9
Option 1	2	4	7	10

Line 3 - Annualization Amounts

Enter the annualization amounts for the option used on line 1.

Forms 120, 120A, and 120S				
Option	1st Installment	2nd Installment	3rd Installment	4th Installment
Standard option	4	4	2	1.33333
Option 1	6	3	1.71429	1.2
Option 2	4	2.4	1.5	1.09091

Form 99T				
Option	1st Installment	2nd Installment	3rd Installment	4th Installment
Standard option	6	4	2	1.33333
Option 1	6	3	1.71429	1.2

Line 5 - Calculate the Tax

Calculate the tax on the amount in each column using the instructions for Form 99T, line 6; or Form 120, line 16; or Form 120A, line 8; or Form 120S, line 12.

Line 6 - Tax From Recapture of Tax Credits

Enter the amount of tax due from recapture of the environmental technology facility, healthy forest enterprises, renewable energy industry, and qualified facility tax credits from Form 300, Part II, line 30.

Calculate this amount using the instructions for Form 99T, line 7; or Form 120, line 17; or Form 120A, line 9; or Form 120S, line 13.

Line 8 - Nonrefundable Tax Credits

Enter the total amount of nonrefundable tax credits to which the taxpayer is entitled because of events that occurred during the months shown in the column headings used to calculate annualized taxable income. Calculate this amount using the instructions for Form 99T, line 9; or Form 120, line 19; or Form 120A, line 11; or Form 120S, line 15.

Line 10 - Refundable Tax Credits

Enter the total amount of refundable tax credits to which the taxpayer is entitled because of events that occurred during the months shown in the column headings used to calculate annualized taxable income. Calculate this amount using the instructions for Form 99T, line 12; or Form 120, line 22; or Form 120A, line 14; or Form 120S, line 18.

Line 11 - Claim of Right Adjustment (Forms 120 and 120A)

A taxpayer that computes its tax liability under the claim of right provisions should base its estimated tax liability on the net tax liability computed under the claim of right provisions.

Line 15 - Cumulative Installments

Complete column (a) before completing columns (b) through (d). Before completing line 15 *in columns (b) through (d)*, complete line 16, Part II (if applicable), and Part III, *in each of the preceding columns*.

EXAMPLE: Complete line 16, lines 17 through 42 (if using the adjusted seasonal installment method), and lines 43 through 48, *in column (a)* before completing line 15 *in column (b)*.

Part II - Adjusted Seasonal Installment Method

Do not complete this part unless the taxpayer's base period percentage for any six consecutive months of the taxable year equals or exceeds 70 percent. The term "base period percentage" for any period of six consecutive months is the average of the three percentages calculated by dividing the taxable income for the corresponding six month period in each of the three preceding taxable years by the taxable income for each of their respective taxable years.

Line 26 - Calculate the Tax

Calculate the tax on the amount in each column using the instructions for Form 99T, line 6; or Form 120, line 16; or Form 120A, line 8; or Form 120S, line 12.

Line 33 - Tax From Recapture of Tax Credits

Calculate the tax from the recapture of the environmental technology facility credit, the credits for healthy forest enterprises, the credit for renewable energy industry or the credit for qualified facilities. Use the instructions for Form 99T, line 7; or Form 120, line 17; or Form 120A, line 9; or Form 120S, line 13.

Line 35 - Nonrefundable Tax Credits

Enter the total amount of nonrefundable tax credits to which the taxpayer is entitled because of events that occurred during the months shown in the column headings above line 17. Calculate this amount using the instructions for Form 99T, line 9; or Form 120, line 19; or Form 120A, line 11; or Form 120S, line 15.

Line 37 - Refundable Tax Credits

Enter the total amount of refundable tax credits to which the taxpayer is entitled because of events that occurred during the months shown in the column headings above line 17. Calculate this amount using the instructions for Form 99T, line 12; or Form 120, line 22; or Form 120A, line 14; or Form 120S, line 18.

Line 38 - Claim of Right Adjustment (Forms 120 and 120A):

A taxpayer that computes its tax liability under the claim of right provisions should base its estimated tax liability on the net tax liability computed under the claim of right provisions.

Line 41 - Cumulative Installments

Complete column (a) before completing columns (b) through (d). Before completing line 41 *in columns (b) through (d)*, complete lines 42 through 48 *in each of the preceding columns*.

EXAMPLE: Complete lines 42 through 48 *in column (a)* before completing line 41 *in column (b)*.

THIS PAGE INTENTIONALLY LEFT BLANK

Include this schedule with the tax return.

For the calendar year 2014 or fiscal year beginning MM, M, D, D 2, 0, 1, 4 and ending MM, M, D, D 2, 0, Y, Y.

Name as shown on Form 99T, 120, 120S, 120X, or 165	Employer Identification Number (EIN)
--	--------------------------------------

1 Revenue aircraft miles flown within Arizona for flights beginning or ending in Arizona **1**

2 Total revenue aircraft miles flown everywhere **2**

3 Arizona apportionment ratio: Divide line 1 by line 2. Enter result here and on:

- Form 99T, page 1, line 4; or
- Form 120, page 1, line 9; or
- Form 120S, page 1, line 7; and Form 120S, Schedule K-1(NR); or
- Form 120X, page 1, line 9; or
- Form 165, Schedule K-1(NR) **3**

General Instructions

Arizona Revised Statute § 43-1139 requires a taxpayer that is a qualifying air carrier to use an alternate apportionment method to apportion its business income to Arizona.

The taxpayer must be engaged in air commerce. "Air commerce" means transporting persons or property for hire by aircraft in interstate, intrastate or international transportation.

FORM 120 FILERS: If the taxpayer files a combined or consolidated return, the combined group or the Arizona affiliated group must use this method of apportionment if 50 percent or more of the taxpayer's gross income is derived from air commerce. The taxpayer will apportion its business income by means of a single apportionment ratio computed under this method for all group members.

The numerator of the ratio is the revenue aircraft miles flown within Arizona by the taxpayer's aircraft for flights beginning or ending in Arizona. The denominator of the ratio is the total revenue aircraft miles flown by the taxpayer's aircraft everywhere.

"Revenue aircraft miles flown" has the same meaning prescribed by the U.S. Department of Transportation uniform system of accounts and reports for large certified air carriers [14 Code of Federal Regulations, Part 241]. "Revenue aircraft miles flown" means the aircraft miles flown in revenue service. "Aircraft miles flown" means the miles (computed in airport-to-airport distances) for each flight stage actually completed, whether or not performed in accordance with the scheduled pattern. For this purpose, operation to a flag stop is a stage completed even though a landing is not actually made. In cases where the interairport distances are inapplicable, aircraft miles flown are determined by multiplying the normal cruising speed for the aircraft type by the airborne hours.

THIS PAGE INTENTIONALLY LEFT BLANK

Include this schedule with the tax return.

For the calendar year 2014 or fiscal year beginning MM,MM,DD,2014 and ending MM,MM,DD,20YY.

Name as shown on Form 99T, 120, 120S, 120X, or 165	Employer Identification Number (EIN)
--	--------------------------------------

Initial year of this election cycle: Beginning MM,MM,DD,YYYY and ending MM,MM,DD,YYYY

Indicate year of election cycle: Year 1 Year 2 Year 3 Year 4 Year 5

PART A Multistate Service Provider Qualification (Complete Part A only in Year One of the Election Cycle.)

A1 Sales from services with the benefit of the services received outside Arizona.....	A1	.			
A2 Total sales everywhere (including sales from services).....	A2	.			
A3 Divide line A1 by line A2 (carry the quotient to six decimal places).....	A3		.		

A4 Is line A3 more than 0.850000?

Yes. You may qualify to make the election. Skip line A5 and go to Part B.

By completing and including Schedule MSP with the current tax return, taxpayer is making an irrevocable election pursuant to A.R.S. § 43-1147(B). This election is binding for five consecutive taxable years beginning with the first taxable year to which the election applies.

No. Go to line A5.

A5 Are you a regionally accredited institution of higher education with at least one university campus in Arizona that has more than 2,000 students residing on campus?

Yes. You may qualify to make the election. Go to Part B.

By completing and including Schedule MSP with the current tax return, taxpayer is making an irrevocable election pursuant to A.R.S. § 43-1147(B). This election is binding for five consecutive taxable years beginning with the first taxable year to which the election applies.

No. You do not qualify to make the election. Stop here.

PART B Computation of Sales From Services in Arizona

B1 Arizona market sales from services.....	B1			00
B2 Multiply line B1 by 0.850000.....	B2			00
B3 Arizona income producing activity sales from services	B3			00
B4 Multiply line B3 by 0.150000.....	B4			00
B5 Add line B2 and line B4. Enter the total on line B5, and also enter this total on: • Form 99T, Schedule A, line A3b, column A; or • Form 120, Schedule E, line E3b, column A; or • Form 120S, Schedule A, line A3b, column A; or • Form 120X, Schedule A, line A3b, column A; or • Form 165, Schedule C, line C3b, column A	B5			00

THIS PAGE INTENTIONALLY LEFT BLANK

2014 Multistate Service Provider Election and Computation

Obtain additional information or assistance by calling one of the numbers listed below:

Phoenix (602) 255-3381
From area codes 520 and 928, toll-free (800) 352-4090

Obtain tax rulings, tax procedures, tax forms and instructions, and other tax information by accessing the department's website at www.azdor.gov.

General Instructions

Purpose of Schedule

For taxable years beginning from and after December 31, 2013, a multistate service provider may elect to treat sales from services as being in Arizona based on a combination of income producing activity sales and market sales prescribed under Arizona Revised Statutes (A.R.S.) § 43-1147. The election is effective retroactively for the entire taxable year on which the election is made. The election is binding on the taxpayer for at least five consecutive taxable years beginning with the first taxable year to which the election applies, regardless of whether the taxpayer no longer meets the percentage threshold of a multistate service provider during that time period. To continue with the election after the five consecutive taxable years, the taxpayer must meet the qualifications to be considered a multistate service provider and renew the election for another five consecutive taxable years.

Complete Schedule MSP, Part A, in the first year of the election cycle to determine if you qualify to be treated as a multistate service provider and to make the election. Complete Part B in each taxable year of the election cycle to compute the sales from services in Arizona.

Who Should File

Taxpayers who want to make an election to be treated as a multistate service provider under A.R.S. § 43-1147 must file this schedule with the current tax year.

NOTE: *By completing and including Schedule MSP with the current tax return, taxpayer is making an irrevocable election pursuant to A.R.S. § 43-1147(B). This election is binding for five consecutive taxable years beginning with the first taxable year to which the election applies.*

When to File

The election must be made on the taxpayer's timely filed original income tax return including extensions. The taxpayer must include the completed Schedule MSP with the tax return for the year when election is made and also in the four subsequent taxable years that the taxpayer is bound by the election. To continue with the election after the expiration of the five consecutive taxable years, the taxpayer must meet the qualification to be considered a multistate service provider and renew the election for another five consecutive taxable years by completing and including this schedule with the timely filed tax return.

Termination of Election

During the election cycle, the election may be terminated as follows:

1. without the permission of the department on the acquisition or merger of the taxpayer.
2. with the permission of the department before the expiration of five consecutive taxable years.

Rounding Dollar Amounts

Except for Part A lines A1, A2, and A3, taxpayers must round amounts to the nearest whole dollar. If 50 cents or more, round up to the next dollar. If less than 50 cents, round down.

Specific Instructions

Complete the name and taxpayer identification number section at the top of the form. Indicate the period covered by the taxable year. Include the completed schedule with the tax return.

All returns, statements, and other documents filed with the department require a TIN. Organizations that fail to include their TIN may be subject to a penalty. Paid tax return preparers must include their TIN where requested. The TIN for a paid tax return preparer is the individual's social security number or the EIN of the business. Paid tax return preparers that fail to include their TIN may be subject to a penalty.

Initial year of this election cycle. Enter the period the election is initially made.

Indicate year of election cycle. Indicate which year you are in this election cycle. Check the applicable box.

Part A – Multistate Service Provider Qualification

Complete Part A only in the first year of each election cycle. Do not round amounts in Part A.

Line A1 – Sales from Services with the Benefit of the Services Received Outside Arizona

Enter sales from services provided to purchasers who receive the benefit of the service outside Arizona in the taxable year of election. Include sales made by all members who are required to file a combined report and all members of an affiliated group included in a consolidated return. Exclude sales to students receiving educational services at campuses physically located in Arizona. Sales to students receiving educational services means tuition and fees required for enrollment and fees required for courses of instruction, transcripts, and graduation.

Line A2 – Total Sales Everywhere (Including Sales from Services)

Enter total sales (including sales from services) both inside and outside Arizona. Exclude sales to students receiving educational services at campuses physically located in Arizona. Sales to students receiving educational services means tuition and fees required for enrollment and fees required for courses of instruction, transcripts, and graduation. In general, total sales everywhere on line A2 is the same as

the total sales from the apportionment schedule, column B minus the sales to students receiving educational services at campuses physically located in Arizona (if applicable).

Line A3 –

Divide line A1 by line A2. Carry the result to six decimal places.

<p>Part B – Computation of Sales from Services in Arizona</p>
--

Complete Part B in each taxable year of the election cycle.

NOTE: *The exclusion of sales to students receiving educational services from the calculation in Part A does not apply to the calculation here in Part B.*

Line B1 – Arizona Market Sales from Services

Enter the total sales from services for which the purchaser received the benefit of the service in Arizona.

“Received the benefit of the service in Arizona” means the services are received by the purchaser in Arizona. If the state where the services are received cannot be readily determined, the services are considered to be received at the home of the customer or, in the case of a business, the office of the customer from which the services were ordered in the regular course of the customer’s trade or business. If the ordering location cannot be determined, the services are considered to be received at the home or office of the customer to which the services were billed.

Line B3 – Arizona Income Producing Activity Sales from Services

Enter the total sales from services that are sales in Arizona, which include:

1. The income producing activity that is performed in Arizona.
2. The income producing activity that is performed both in and outside Arizona and a greater proportion of the income producing activity is performed in Arizona than in any other state, based on costs of performance.

Line B5 – Total Sales of Services in Arizona

Add line B2 and line B4. Enter the total on line B5. Also enter the total on:

- Form 99T, Schedule A, line A3b, column A; or
- Form 120, Schedule E, line E3b, column A; or
- Form 120S, Schedule A, line A3b, column A; or
- Form 120X, Schedule A, line A3b, column A; or
- Form 165, Schedule C, line C3b, column A.

CONTENTS OF BOOKLET X, VOLUMES 1 AND 2

FORM	VOL.	PAGE
A1-APR	2	641
A1-C	2	659
A1-E	2	667
A1-QRT	2	647
A1-R	2	663
A1-WP	2	657
A-4	2	669
A-4 Employer Instructions	2	671
A-4P	2	673
A-4V	2	675
Corporate Income Tax Highlights	1	239
Exempt Organization Information Sheet	1	217
Schedule ACA	1	361
Schedule MSP	1	363
Tax Tables	1	197
WEC	2	677
WECI	2	679
WECM	2	681
51	1	213
99	1	219
99T	1	227
120	1	241
120A	1	261
120ES	1	275
120EXT	1	277
120S	1	283
120S Schedule K-1	1	301
120S Schedule K-1(NR)	1	303
120W	1	307
120X	1	313
122	1	325
131	1	1
140 Items of Interest	1	3
140	1	5
140 Schedule A	1	35
140A	1	39

FORM	VOL.	PAGE
140ES	1	137
140ET	1	143
140EZ	1	57
140NR	1	109
140NR Schedule A(NR)	1	135
140PTC	1	149
140PY	1	67
140PY Schedule A(PY)	1	99
140PY Schedule A(PYN)	1	103
140X	1	157
141AZ	2	605
141AZ ES	2	633
141AZ EXT	2	635
141AZ Schedule K-1	2	625
141AZ Schedule K-1(NR)	2	629
165	1	327
165 Schedule K-1	1	345
165 Schedule K-1(NR)	1	347
200	1	171
201	1	181
202	1	183
204	1	185
210	2	637
220	1	351
221	1	189
285	1	207
300	2	367
301	2	373
304	2	381
305	2	383
306	2	391
307	2	403
308	2	405
308-I	2	415
309	2	425
310	2	437
312	2	441

FORM	VOL.	PAGE
315	2	445
318	2	449
319	2	453
320	2	463
321	2	471
322	2	477
323	2	481
325	2	485
331	2	489
332	2	493
333	2	507
334	2	513
334-E	2	521
334-O	2	523
335	2	525
336	2	529
337	2	537
338	2	539
339	2	543
340	2	545
341	2	547
342	2	551
343	2	555
344	2	559
345	2	563
346	2	575
347	2	579
348	2	585
349	2	591
351	2	597

