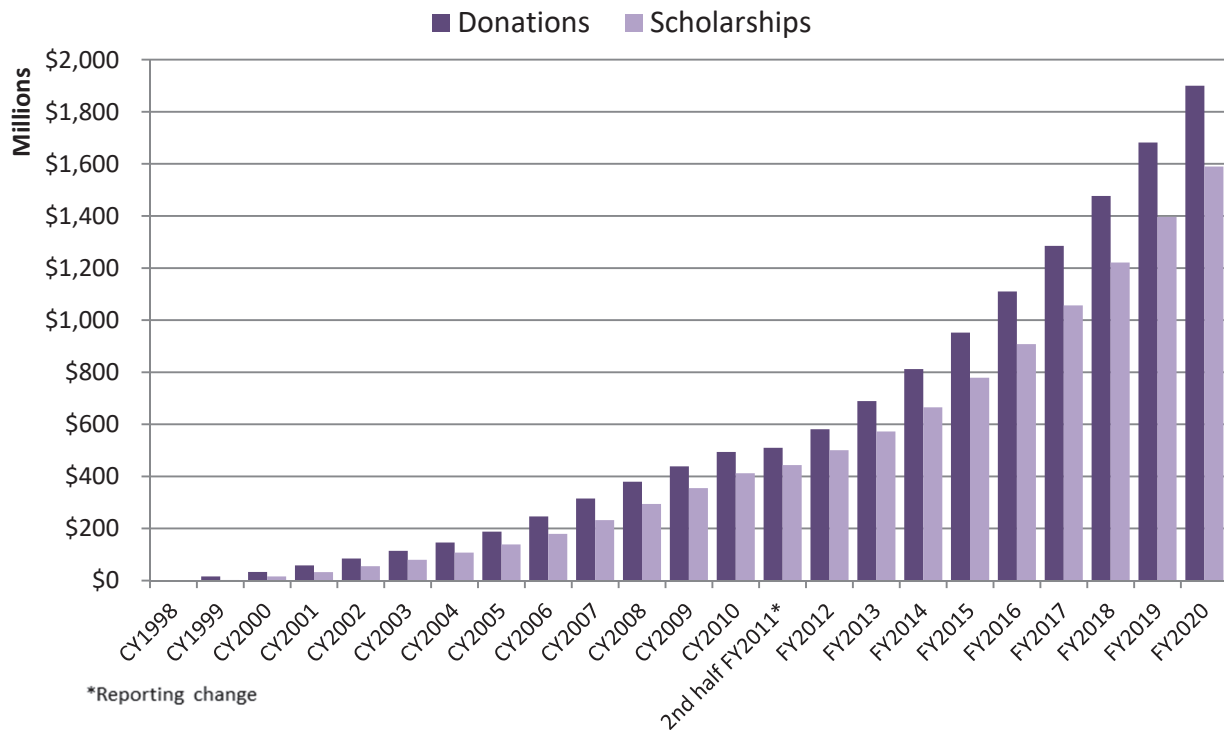


SCHOOL TUITION ORGANIZATION INCOME TAX CREDITS IN ARIZONA SUMMARY OF ACTIVITY: FY2019/2020

Arizona provides four income tax credits for taxpayer donations to certified school tuition organizations (STOs) for the purpose of providing scholarships to students to attend Arizona private schools. Two credits are for donations made by individual taxpayers (original and switcher)¹ and two credits are for corporate donations (low-income and disabled/displaced)². Corporate donations can be claimed as a tax credit against either the corporate income tax or the insurance premium tax. The tax credit programs have various start dates: the original individual tax credit program began in 1998, the low-income corporate program began in 2006, the disabled/displaced program began in 2009 and the switcher individual program began in 2012.

Growth of All STO Tax Credit Programs



TOTAL DONATIONS – ALL CREDIT PROGRAMS

Reporting Year	Original Individual Donations	Switcher Individual Donations	Low-Income Corporate Donations	Disabled-Displaced Corporate Donations	Total Donations
CY1998	\$1,815,798				\$1,815,798
CY1999	\$13,781,341				\$13,781,341
CY2000	\$17,701,284				\$17,701,284
CY2001	\$24,897,444				\$24,897,444
CY2002	\$26,512,683				\$26,512,683
CY2003	\$29,444,972				\$29,444,972
CY2004	\$31,846,494				\$31,846,494
CY2005	\$42,196,206				\$42,196,206
CY2006	\$51,012,326		\$7,260,800		\$58,273,126
CY2007	\$54,304,968		\$14,258,000		\$68,562,968

¹ A.R.S. §§ 43-1089 and 43-1089.03

² A.R.S. §§ 20-224.06 and 20-224.07 or A.R.S. §§ 43-1089.04, 43-1183 and 43-1184

Reporting Year	Original Individual Donations	Switcher Individual Donations	Low-Income Corporate Donations	Disabled-Displaced Corporate Donations	Total Donations
CY2008	\$55,260,728		\$9,122,121		\$64,382,849
CY2009	\$50,916,897		\$7,285,284	\$781,000	\$58,983,181
CY2010	\$43,163,214		\$11,123,657	\$956,880	\$55,243,751
2nd half FY2011 ³	\$12,818,405		\$2,301,803	\$770,000	\$15,890,208
FY2012	\$51,918,033	\$23,975	\$19,135,987	\$283,000	\$71,360,995
FY2013	\$54,794,058	\$19,891,765	\$29,858,865	\$3,505,350	\$108,050,038
FY2014	\$58,129,582	\$26,060,133	\$35,831,808	\$2,925,845	\$122,947,368
FY2015	\$61,740,114	\$30,760,244	\$42,998,170	\$5,031,920 ⁴	\$140,530,448
FY2016	\$65,436,399	\$35,522,660	\$51,597,869 ⁵	\$5,000,000	\$157,556,928
FY2017	\$68,649,049	\$39,384,320	\$61,907,365	\$5,000,000	\$174,940,734
FY2018	\$70,485,289	\$42,087,496	\$74,503,720	\$5,000,000	\$192,076,505
FY2019	\$68,553,904	\$42,165,704	\$89,161,006	\$5,000,000	\$204,880,613
FY2020	\$65,409,860	\$40,601,103	\$106,983,528	\$5,000,000	\$217,994,491
TOTAL	\$1,020,789,049	\$276,497,399	\$563,329,983	\$39,253,995	\$1,899,870,426

TOTAL SCHOLARSHIPS – ALL CREDIT PROGRAMS

Reporting Year	Original Individual Scholarships	Switcher Individual Scholarships	Low-Income Corporate Scholarships	Disabled-Displaced Corporate Scholarships	Total Scholarships
CY1998	\$103,790				\$103,790
CY1999	\$2,196,734				\$2,196,734
CY2000	\$13,561,981				\$13,561,981
CY2001	\$16,484,958				\$16,484,958
CY2002	\$22,826,746				\$22,826,746
CY2003	\$24,428,197				\$24,428,197
CY2004	\$28,025,083				\$28,025,083
CY2005	\$30,863,153				\$30,863,153
CY2006	\$40,594,978		\$49,380		\$40,644,358
CY2007	\$48,561,687		\$4,597,823		\$53,159,510
CY2008	\$54,205,394		\$7,615,639		\$61,821,033
CY2009	\$52,126,882		\$7,849,824	\$625,335	\$60,602,041
CY2010	\$47,333,628		\$9,259,078	\$715,424	\$57,308,130
2 nd half of FY2011	\$27,881,253		\$3,300,990	\$66,837	\$31,249,080
FY2012	\$45,209,410		\$11,294,842	\$583,865	\$57,088,117
FY2013	\$48,873,359	\$4,681,192	\$17,556,127	\$731,231	\$71,841,909
FY2014	\$49,608,573	\$17,561,278	\$24,148,068	\$1,611,469	\$92,929,388
FY2015	\$54,655,984	\$24,261,494	\$31,006,331	\$3,581,873	\$113,505,682
FY2016	\$53,822,486	\$28,213,775	\$42,884,049	\$4,370,439	\$129,290,749
FY2017	\$58,005,669	\$32,990,297	\$51,751,384	\$5,750,839	\$148,498,189
FY2018	\$64,293,115	\$35,780,397	\$59,690,982	\$5,205,607	\$164,970,102
FY2019	\$63,517,206	\$37,508,815	\$68,189,122	\$5,860,589	\$175,075,732
FY2020	\$63,749,743	\$37,379,942	\$87,338,533	\$4,867,008	\$193,335,226
TOTAL	\$910,930,009	\$218,377,191	\$426,532,173	\$33,970,516	\$1,589,809,888

³ The reporting period was changed from calendar year to fiscal year. For FY11, the first 6 months of donations was included in CY10 figures.

⁴ Total donations reported for FY15 were greater than the cap due to monies received at the end of FY14 approved under the FY14 cap that were not deposited until FY15.

⁵ Total donations reported for FY16 were greater than the cap due to a transfer of STO close-out monies from FY15.

SCHOOL TUITION ORGANIZATIONS

Arizona law requires an STO to be certified by the Arizona Department of Revenue (ADOR) before it can begin collecting donations for tax credits. Separate individual and corporate certifications are required for an STO to collect donations from individual taxpayers and from corporation taxpayers. Table 1 (pg. 5) lists all STOs which were certified to collect individual and/or corporate donations during FY2020 and their initial certification date. A total of 69 STOs were certified to accept individual and/or corporate tax credit donations during FY2020. During FY2020, six STOs dissolved and one STO was decertified for failure to follow statutory requirements for FY2019.

STOs are required by statute to report the names, job titles and salaries of the three highest-paid employees. Of the STOs certified in FY2020, 39 (or 56%) were staffed by volunteers. Table 1 (pg. 5) identifies the 30 STOs that reported salaries.

The STOs used 29 CPA firms to audit or review their FY2019⁶ donation and scholarship activity, paying them \$409,047 in fees in FY2020. The audit or review cost is listed for each STO in Table 1 (pg. 5). STOs paid as little as \$975 and as much as \$20,150 for their audit or review. These costs include audits or reviews for both individual and corporate receipts if the STO participated in both programs. If an STO did not receive donations during the fiscal year or in a prior fiscal year, an audit or review is not required.

STOs can allow individual donors to make recommendations when donating (although Arizona law prohibits STOs from awarding scholarships solely on the basis of donor recommendations). In FY2020, 36 of the 65 STOs certified to accept individual donations reported accepting donations with recommendations. This information is summarized in Table 1 (pg. 5).

CY1998 – FY2020 Donations and Scholarships by STO for All Credit Programs

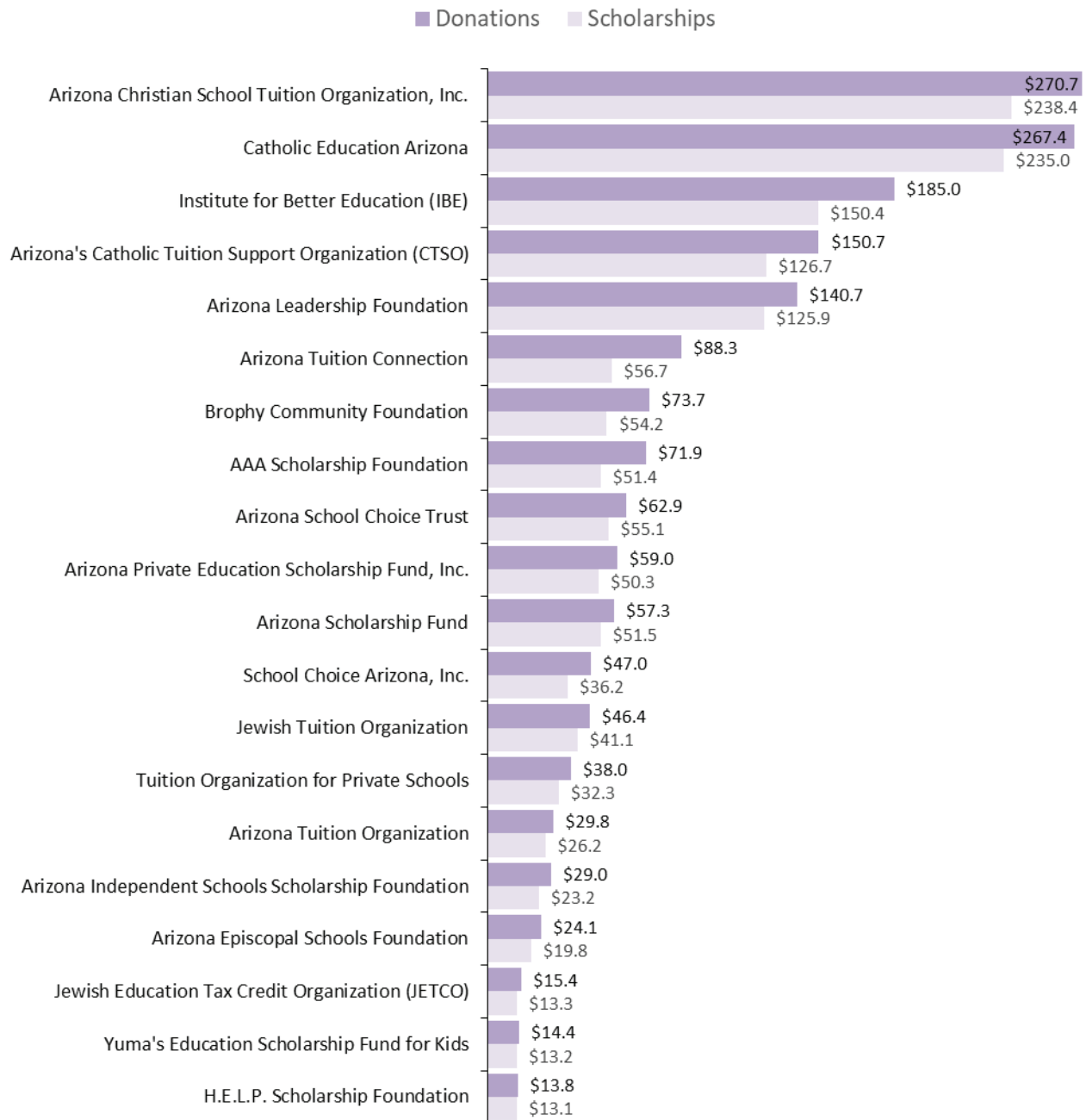
Table 2 (pg. 7) shows every organization that has received donations, with the total received by credit type, since 1998. The STOs that are highlighted are no longer operational as of June 30, 2020. Note that Table 2 does not include future allocated scholarships.

- Since 1998, Arizona Christian School Tuition Organization, Inc. has received the largest sum of donations from all four programs totaling \$270,706,661 or 14.25% of all donations.
- In FY2020, Arizona Leadership Foundation received the largest sum of donations from all four programs totaling \$37,153,000 or 17% of all donations.
- Since 1998, Arizona Christian School Tuition Organization, Inc. has paid the most in individual and corporate scholarships at \$238,419,952, or 15% of all scholarships paid.
- In FY2020, Arizona Leadership Foundation paid the most in scholarships for all four programs at \$32,972,018 or 17% of all scholarships paid.

The following chart shows the top 20 STOs by total donations received from CY1998 through FY2020 along with their total scholarships awarded.

⁶ STOs pay for the audit or review in the year following the fiscal year for which the audit or review was completed. FY2019 audits and reviews were paid for in FY2020, the cost of which was reported on the FY2020 annual reports.

Top 20 STOs by Total Donations CY1998 - FY2020 (Millions of Dollars)



Reserving Scholarships for Students in Future Years

STOs are required to allocate at least 90% of their tax credit donations to provide scholarships in each of the four donation programs. Tax credit donations received in a fiscal year must be allocated to scholarships within the following two fiscal years. Allocate means to both award scholarships in the current year and to reserve money for an award for the following year or a future multiyear scholarship for a specific student. In FY2020, STOs reported reserving \$93,326,427 in total from the four programs for specific students in future years. It should be noted that a portion of the reserved future year awards reported by STOs may be for scholarships to be awarded in the upcoming academic year. The breakdown of future reserved scholarships for each tax credit program by STO is included in the corresponding FY2020 tax credit program tables.

Table 1
School Tuition Organizations Certified to Receive Tax Credit Donations in FY2020

STO Name	Individual Certified	Corporate Certified	Highest Paid Employees FY20			CPA for FY20	Cost of FY19 audit/review paid in FY20	Accepts Donation Recommendations
			Salary 1	Salary 2	Salary 3			
ISpecialNeedsScholarships.org	3/12/2018	3/12/2018	\$5,760	\$2,304		Ullmann & Company, P.C.	\$3,291	Yes
A Better Choice Tax Credit	6/13/2019	6/13/2019						
A Degree for Me, Inc.	5/23/2017	5/23/2017						
AAA Scholarship Foundation	12/10/2012	12/10/2012	\$73,139	\$65,161	\$65,216	Kerkering, Barberio & Co.	\$19,000	No
Academic Opportunity of Arizona	12/15/2015	4/15/2014	\$72,596	\$2,527		Ullmann & Company, P.C.	\$4,335	No
Alumnus School Tuition Organization	1/27/2015	1/26/2016						
America's Scholarship Konnection Inc	4/14/2016	4/14/2016	\$20,800			Eide Bailly LLP	\$18,600	Yes
Arizona Adventist Scholarships, Inc.	1/01/2011	7/01/2012	\$18,081			Ullmann & Company, P.C.	\$5,486	Yes
Arizona Christian School Tuition Organization, Inc.	1/01/2011		\$120,000	\$78,652	\$63,032	JDS Professional Group, LLC	\$10,670	Yes
Arizona Education and Scholarship Opportunity Program	12/31/2013	12/31/2013				Ullmann & Company, P.C.	\$4,000	Yes
Arizona Education First	10/31/2014	10/31/2014				Dorothy Reinert CPA, PLLC	\$2,225	
Arizona Education Scholarship Foundation	1/01/2011	9/29/2010	\$86,495			Ullmann & Company, P.C.	\$7,150	Yes
Arizona Episcopal Schools Foundation	1/01/2011	7/29/2010				Regier Carr & Monroe LLP, CPAs	\$14,800	No
Arizona Independent Schools Scholarship Foundation	1/01/2011	7/29/2010				The Roberts Alexonis Group	\$7,000	No
Arizona International Academy Scholarship Fund	1/01/2011	6/30/2015				Johnson Lawndahl Endres, PLLC	\$4,600	Yes
Arizona Leadership Foundation		3/09/2011	\$39,108	\$85,744	\$34,298	Semple, Marchal & Cooper, LLP	\$14,716	No
Arizona Lutheran Scholarship Organization	1/01/2011	6/01/2016				Ullmann & Company, P.C.	\$9,196	Yes
Arizona Native Scholastic Enrichment Resources Foundation	3/09/2020							
Arizona Private Education Scholarship Fund, Inc.	1/01/2011	7/29/2010	\$92,771	\$73,401	\$62,545	Monica J. Stern, CPA, PLLC	\$12,680	Yes
Arizona Private School Tuition Organization	5/03/2018	5/03/2018	\$33,350	\$33,350		Baldwin Moffit PLLC		Yes
Arizona School Choice Trust	1/01/2011	7/29/2010	\$121,000	\$120,000	\$74,846	Ullmann & Company, P.C.	\$8,587	No
Arizona Tax Credit	8/14/2014	11/05/2015	\$36,000	\$36,000		JDS Professional Group, LLC	\$6,683	Yes
Arizona Tuition	2/16/2018	2/16/2018						
Arizona Tuition Assistance Program	5/10/2017	5/10/2017						
Arizona Tuition Connection	2/01/2013	2/01/2013	\$185,000	\$160,516	\$84,564	Farber Hass Hurley LLP	\$20,150	Yes
Arizona Tuition Organization	1/01/2011	7/29/2010	\$92,417	\$17,134		Monica J. Stern, CPA, PLLC	\$8,560	Yes
Arizona Waldorf Scholarship Foundation	1/01/2011	7/01/2012	\$21,000			Addington & Associates, PLLC	\$4,800	Yes
Arizona's Catholic Tuition Support Organization (CTSO)	1/01/2011	7/29/2010	\$104,819	\$50,238	\$37,014	BeachFleishman PC	\$13,300	No
Best Student Fund	1/01/2011	7/01/2012				Eide Bailly LLP	\$7,500	No
Brophy Community Foundation	1/01/2011	7/29/2010	\$37,364	\$64,787	\$16,200	Tull, Forsberg & Olsen	\$12,985	No
Catholic Education Arizona	1/01/2011	7/29/2010	\$150,000	\$90,000	\$85,000	Eide Bailly LLP	\$15,400	No
Center for Educational Scholarships	6/17/2019	6/17/2019				Henry J. Fortino, CPA, PC		Yes
Chabad Tuition Organization	1/01/2011	7/29/2010				Seely, Mullins & Associates, P.C.	\$6,750	Yes
Christ Lutheran School Tuition Organization	1/01/2011	7/29/2010				Fester & Chapman, PLLC	\$4,800	No
Christian Scholarship Fund of Arizona	1/01/2011	7/29/2010				Henry J. Fortino, CPA, PC	\$1,000	Yes
Cochise Christian School Tuition Organization	1/01/2011	2/24/2011	\$25,000			Scott R. Meyer, CPA, P.C.	\$2,800	Yes
Community Tuition Grant Organization, Inc.	5/10/2018	5/10/2018				Seely, Mullins & Associates, P.C.	\$6,500	No
Corporate Tax Foundation		4/14/2011				Eide Bailly LLP	\$10,200	No
Dynamite Montessori Foundation	1/01/2011	8/18/2010				Khalsa McBrearty Accountancy, LLP	\$7,000	Yes
Education Liberty Fund	5/15/2015	5/15/2015				Dorothy Reinert CPA, PLLC	\$1,100	Yes
Financial Assistance for Independent Schools	1/01/2011	7/29/2010				Ullmann & Company, P.C.	\$5,154	No
Gateway Academy	8/20/2019	9/04/2019						
Greater Arizona Inc.	12/04/2017	6/27/2017	\$26,000			Ullmann & Company, P.C.	\$3,810	No
Independent Schools Corporate Tax Foundation		3/23/2011				Eide Bailly LLP	\$10,692	No
Institute for Better Education (IBE)	1/01/2011	7/29/2010	\$110,946	\$74,199	\$67,390	JDS Professional Group, LLC	\$9,262	Yes
Jewish Education Tax Credit Organization (JETCO)	1/01/2011	7/29/2010				HBL CPAs, P.C.	\$13,403	No
Jewish Tuition Organization	1/01/2011	6/14/2011	\$91,000	\$60,000	\$12,500			Yes
Legacy Student Tuition Organization	2/03/2020	2/03/2020						
Lexington Education Foundation	8/20/2019	7/21/2020	\$39,869			Ullmann & Company, P.C.		Yes
Lutheran Education Foundation	1/01/2011	7/29/2010				Ullmann & Company, P.C.	\$3,266	No
Montessori Charity Foundation	11/08/2019	11/08/2019				Ullmann & Company, P.C.		No
Montessori Scholarship Organization	1/01/2011	7/01/2012	\$4,500	\$4,250	\$3,700	Grass Coffey, & Scharlau, CPA's	\$6,000	Yes
Northern Arizona Christian School Scholarship Fund	1/01/2011	10/07/2010	\$16,000	\$3,000		Schutte & Hilgendorf PLLC - CPA's	\$2,338	Yes

Table 1
School Tuition Organizations Certified to Receive Tax Credit Donations in FY2020

STO Name	Individual Certified	Corporate Certified	Highest Paid Employees FY20			CPA for FY20	Cost of FY19 audit/review paid in FY20	Accepts Donation Recommendations
			Salary 1	Salary 2	Salary 3			
Northern Lights Student Tuition Organization	6/15/2018	6/15/2018						Yes
Orme Primavera Schools Foundation	1/01/2011					Schutte & Hilgendorf PLLC - CPA's	\$3,025	No
Pappas Kids Schoolhouse Foundation	1/01/2011	8/03/2010	\$66,417	\$6,133		William Bridgeman, CPA	\$11,625	No
Private School Tuition Fund 123	4/03/2017	4/03/2017	\$5,000			Haynie & Company	\$4,725	Yes
Scholarships for Educational Excellence Foundation	1/03/2011					Law & Reed, CPA's P.C.	\$975	Yes
School Choice Arizona, Inc.	1/01/2011	7/29/2010	\$62,571	\$30,000	\$8,192	JDS Professional Group, LLC	\$8,466	Yes
School Tuition Association of Yuma	1/01/2011	7/29/2010				R&A CPAs	\$7,000	Yes
School Tuition Organization 4 Kidz	3/29/2018	3/29/2018				Ullmann & Company, P.C.	\$6,424	Yes
Schools With Heart Foundation	1/01/2011	8/19/2010				Kevin M. Allen, CPA	\$1,450	No
Students First Foundation	10/02/2015	9/21/2016				Haynie & Company	\$4,250	Yes
Truthful Beginnings	1/08/2020	1/08/2020						
Tuition Organization for Private Schools	1/01/2011	7/29/2010				JDS Professional Group, LLC	\$7,831	Yes
Valley Tuition Organization	6/01/2016	6/01/2016				Haynie & Company	\$12,900	Yes
White Mountain Montessori Tuition Support Organization	3/03/2017	3/03/2017	\$2,690					No
White Mountain Tuition Support Foundation	1/01/2011	9/02/2010	\$18,300			Wilber & Longenbaugh, PLLC	\$2,800	Yes
Yuma's Education Scholarship Fund for Kids	1/01/2011	7/01/2012				JDS Professional Group, LLC	\$7,789	Yes

Table 2
Donations and Scholarships by School Tuition Organizations CY1998 - FY2020

School Tuition Organization	1ST Year	Original Individual		Switcher Individual		Low-Income Corporate		Disabled/Displaced Corporate		TOTALS	
		Donations	Scholarships	Donations	Scholarships	Donations	Scholarships	Donations	Scholarships	Donations	Scholarships
ISpecialNeedsScholarships.org	2018	\$36,756	\$9,050	\$27,806	\$3,750	\$40,000	\$0	\$0	\$0	\$104,562	\$12,800
100 Percent AZ	2017	\$8,522	\$4,772	\$7,305	\$3,881	\$0	\$0	\$0	\$0	\$15,827	\$8,653
123TaxCredit.com	2017	\$67,783	\$37,472	\$68,381	\$25,436	\$40,000	\$5,000	\$0	\$0	\$176,164	\$67,908
A Better Choice Tax Credit	2019	\$0	\$0	\$0	\$0	\$0	\$0	\$0	\$0	\$0	\$0
A Degree for Me, Inc.	2017	\$31,937	\$11,500	\$28,719	\$13,867	\$31,000	\$0	\$0	\$0	\$91,656	\$25,367
AAA Scholarship Foundation	2012	\$0	\$0	\$0	\$0	\$68,920,239	\$48,748,887	\$2,942,000	\$2,603,452	\$71,862,239	\$51,352,339
Academic Opportunity of Arizona	2014	\$206,004	\$133,263	\$184,844	\$124,517	\$1,261,450	\$357,589	\$2,055,500	\$1,469,813	\$3,707,798	\$2,085,181
Alternative Schools Scholarship Fund	2003	\$114,156	\$109,686	\$0	\$0	\$0	\$0	\$0	\$0	\$114,156	\$109,686
Alumnus School Tuition Organization	2015	\$45,777	\$22,000	\$32,935	\$17,559	\$0	\$0	\$0	\$0	\$78,712	\$39,559
America's Scholarship Konnection Inc	2016	\$71,580	\$62,068	\$63,044	\$54,173	\$4,622,000	\$872,679	\$313,000	\$211,321	\$5,069,624	\$1,200,240
Arizona Adventist Scholarships, Inc.	1999	\$7,234,041	\$7,014,656	\$769,311	\$661,430	\$2,500	\$2,250	\$0	\$0	\$8,005,852	\$7,678,337
Arizona Christian School Tuition Organization, Inc.	1998	\$215,886,107	\$193,483,758	\$54,820,554	\$44,936,194	\$0	\$0	\$0	\$0	\$270,706,661	\$238,419,952
Arizona Community Foundation School Tuition Organization	2013	\$802,801	\$515,035	\$595,973	\$509,072	\$6,010,000	\$5,186,882	\$1,280,750	\$1,182,484	\$8,689,524	\$7,393,474
Arizona Education Alliance	2012	\$0	\$0	\$0	\$0	\$0	\$0	\$0	\$0	\$0	\$0
Arizona Education and Scholarship Opportunity Program	2013	\$266,458	\$235,295	\$167,248	\$99,646	\$8,397,500	\$5,360,474	\$0	\$0	\$8,831,206	\$5,695,415
Arizona Education First	2014	\$373,077	\$337,168	\$231,557	\$135,095	\$290,000	\$192,700	\$0	\$0	\$894,634	\$664,963
Arizona Education Scholarship Foundation	2010	\$4,549,554	\$3,630,980	\$2,886,094	\$1,613,623	\$600,900	\$424,293	\$10,000	\$9,343	\$8,046,548	\$5,678,239
Arizona Episcopal Schools Foundation	1999	\$15,017,653	\$13,419,248	\$3,173,243	\$2,442,209	\$5,923,122	\$3,936,282	\$0	\$0	\$24,114,018	\$19,797,740
Arizona Independent Schools Scholarship Foundation	1998	\$15,146,286	\$14,043,987	\$4,480,390	\$3,965,564	\$9,397,595	\$5,168,429	\$0	\$0	\$29,024,271	\$23,177,980
Arizona International Academy Scholarship Fund	2001	\$1,060,131	\$941,276	\$200,982	\$205,770	\$90,000	\$86,543	\$0	\$0	\$1,351,113	\$1,233,589
Arizona Leadership Foundation	2011	\$0	\$0	\$0	\$0	\$122,009,366	\$109,115,458	\$18,721,900	\$16,762,152	\$140,731,266	\$125,877,610
Arizona Lutheran Scholarship Organization	2002	\$3,692,861	\$3,384,782	\$1,137,080	\$1,101,217	\$215,000	\$190,876	\$0	\$0	\$5,044,941	\$4,676,875
Arizona Native Scholastic Enrichment Resources Foundation	2020 [†]	\$402,996	\$277,287	\$0	\$0	\$0	\$0	\$0	\$0	\$402,996	\$277,287
Arizona Private Education Scholarship Fund, Inc.	1999	\$32,566,177	\$28,303,282	\$14,397,085	\$12,156,736	\$8,865,500	\$7,293,079	\$3,129,600	\$2,512,587	\$58,958,362	\$50,265,684
Arizona Private School Tuition Organization	2018	\$555,823	\$424,179	\$277,063	\$212,757	\$367,000	\$297,585	\$0	\$0	\$1,199,886	\$934,521
Arizona Scholarship & Grants Organization	1999	\$6,775	\$0	\$0	\$0	\$0	\$0	\$0	\$0	\$6,775	\$0
Arizona Scholarship Fund	1998	\$51,256,056	\$46,117,009	\$4,922,141	\$4,436,123	\$1,055,491	\$951,320	\$16,800	\$15,746	\$57,250,488	\$51,520,198
Arizona Scholarships & Tuition	1998	\$23,075	\$26,360	\$0	\$0	\$0	\$0	\$0	\$0	\$23,075	\$26,360
Arizona School Choice Trust	1998	\$22,741,348	\$21,675,360	\$3,989,497	\$2,949,487	\$34,154,088	\$28,670,234	\$2,030,247	\$1,829,394	\$62,915,180	\$55,124,476
Arizona Tax Credit	2014	\$2,790,942	\$2,262,156	\$1,744,832	\$1,364,602	\$829,500	\$747,902	\$0	\$0	\$5,365,275	\$4,374,660
Arizona Tax Credit for Education	2015	\$0	\$0	\$0	\$0	\$0	\$0	\$0	\$0	\$0	\$0
Arizona Tuition	2018	\$46,116	\$29,042	\$33,467	\$17,428	\$65,000	\$25,743	\$0	\$0	\$144,583	\$72,213
Arizona Tuition Assistance Program	2017	\$0	\$0	\$0	\$0	\$0	\$0	\$0	\$0	\$0	\$0
Arizona Tuition Connection	2013	\$30,336,482	\$21,624,112	\$20,793,254	\$14,375,662	\$37,109,647	\$20,619,753	\$60,000	\$54,000	\$88,299,383	\$56,673,527
Arizona Tuition Organization	2004	\$22,311,736	\$19,973,241	\$6,618,121	\$5,541,340	\$826,600	\$676,653	\$0	\$0	\$29,756,457	\$26,191,234
Arizona Waldorf Scholarship Foundation	2001	\$3,213,557	\$2,701,930	\$1,013,854	\$737,518	\$470,000	\$310,921	\$0	\$0	\$4,697,411	\$3,750,370
Arizona Youth Education Scholarships (AZYES)	2011	\$0	\$0	\$0	\$0	\$135,800	\$122,209	\$0	\$0	\$135,800	\$122,209
Arizona's Catholic Tuition Support Organization (CTSO)	1999	\$79,302,855	\$71,248,829	\$18,673,765	\$14,861,760	\$51,705,316	\$39,477,058	\$1,065,500	\$1,098,708	\$150,747,435	\$126,686,354
Best Student Fund	2001	\$3,440,290	\$3,355,777	\$745,093	\$666,030	\$946,000	\$923,275	\$0	\$0	\$5,131,383	\$4,945,082
Bret Reed Freesmeyer Memorial Scholarship Fund	2001	\$426,736	\$492,962	\$0	\$0	\$0	\$0	\$0	\$0	\$426,736	\$492,962
Brophy Community Foundation	1998	\$22,063,567	\$19,443,984	\$7,163,824	\$5,710,059	\$44,435,922	\$29,037,733	\$0	\$0	\$73,663,313	\$54,191,776
Carden Schools Scholarship Fund	1998	\$57,980	\$55,067	\$0	\$0	\$0	\$0	\$0	\$0	\$57,980	\$55,067
Catholic Community Foundation for the Diocese of Phoenix	2018	\$0	\$0	\$0	\$0	\$0	\$0	\$0	\$0	\$0	\$0
Catholic Education Arizona	1998	\$175,483,292	\$163,258,349	\$37,837,940	\$30,425,327	\$54,100,141	\$41,355,947	\$0	\$0	\$267,421,373	\$235,039,623

Highlighted STOs are no longer operational as of June 30, 2020

Table 2
Donations and Scholarships by School Tuition Organizations CY1998 - FY2020

School Tuition Organization	1ST Year	Original Individual		Switcher Individual		Low-Income Corporate		Disabled/Displaced Corporate		TOTALS	
		Donations	Scholarships	Donations	Scholarships	Donations	Scholarships	Donations	Scholarships	Donations	Scholarships
Center for Educational Scholarships	2019	\$4,558	\$4,215	\$3,347	\$3,196	\$0	\$0	\$0	\$0	\$7,905	\$7,411
Chabad Tuition Organization	2000	\$3,181,209	\$2,845,054	\$1,015,189	\$973,288	\$966,500	\$816,870	\$0	\$0	\$5,162,898	\$4,635,212
Chaparral Mission Scholarship Fund	2001	\$1,460,480	\$1,527,304	\$0	\$0	\$3,000	\$3,000	\$0	\$0	\$1,463,480	\$1,530,304
Children's Scholarship Network of Arizona	2008	\$164,211	\$156,647	\$0	\$0	\$330,000	\$323,438	\$0	\$0	\$494,211	\$480,085
Christ Lutheran School Tuition Organization	2000	\$3,577,110	\$3,331,167	\$816,752	\$653,537	\$0	\$28,139	\$0	\$0	\$4,393,862	\$4,012,843
Christian Scholarship Foundation	1999	\$3,804,018	\$3,581,041	\$406,790	\$363,554	\$211,000	\$197,925	\$0	\$0	\$4,421,808	\$4,142,520
Christian Scholarship Fund of Arizona	1998	\$6,075,404	\$5,379,040	\$532,551	\$404,832	\$290,000	\$125,994	\$0	\$0	\$6,897,955	\$5,909,866
Classical Christian Scholarship Fund	2003	\$249,968	\$207,891	\$0	\$0	\$0	\$0	\$0	\$0	\$249,968	\$207,891
Clickable Institute of Technology and Entrepreneurship	2018	\$0	\$0	\$0	\$0	\$0	\$0	\$0	\$0	\$0	\$0
Cochise Christian School Tuition Organization	2002	\$7,303,307	\$6,858,847	\$1,748,425	\$1,541,229	\$163,500	\$162,950	\$0	\$0	\$9,215,232	\$8,563,026
Community Tuition Grant Organization, Inc.	2018	\$31,594	\$23,100	\$22,961	\$20,650	\$592,500	\$461,050	\$0	\$0	\$647,055	\$504,800
Corporate Tax Foundation	2011	\$0	\$0	\$0	\$0	\$8,135,333	\$3,820,041	\$0	\$0	\$8,135,333	\$3,820,041
Corporations Reducing Student Tuition	2014	\$0	\$0	\$0	\$0	\$0	\$0	\$0	\$0	\$0	\$0
Diversity Leadership Institute	2012	\$0	\$0	\$0	\$0	\$0	\$0	\$0	\$0	\$0	\$0
Dynamite Montessori Foundation	2001	\$855,986	\$791,238	\$289,274	\$273,135	\$5,000	\$4,500	\$19,420	\$7,228	\$1,169,680	\$1,076,101
Educare Scholarship Fund	1999	\$847,957	\$817,733	\$0	\$0	\$0	\$0	\$0	\$0	\$847,957	\$817,733
Education Liberty Fund	2015	\$32,755	\$21,672	\$21,516	\$12,914	\$250	\$0	\$0	\$0	\$54,520	\$34,586
Engelhardt/Pappas Foundation	1999	\$1,219,231	\$1,123,034	\$0	\$0	\$0	\$0	\$0	\$0	\$1,219,231	\$1,123,034
Financial Assistance for Independent Schools	2000	\$5,119,885	\$4,499,465	\$1,642,069	\$1,476,530	\$1,545,500	\$1,058,040	\$1,255,000	\$1,002,895	\$9,562,454	\$8,036,930
Flagstaff Scholarship Fund	2001	\$1,752,439	\$1,610,865	\$0	\$0	\$1,392,500	\$1,316,020	\$0	\$0	\$3,144,939	\$2,926,885
Foundation for Corporate Tax Credit	2011	\$0	\$0	\$0	\$0	\$872,000	\$890,380	\$0	\$0	\$872,000	\$890,380
Foundation for Lutherans Interested in Funding Education	2002	\$432,551	\$428,851	\$0	\$0	\$0	\$0	\$0	\$0	\$432,551	\$428,851
Foundation for Montessori Scholarships	1999	\$522,654	\$473,808	\$0	\$0	\$0	\$0	\$0	\$0	\$522,654	\$473,808
Funds for Kids	2013	\$537,708	\$485,461	\$284,321	\$255,588	\$65,000	\$58,500	\$0	\$0	\$887,029	\$799,549
Gateway Academy	2019	\$0	\$0	\$0	\$0	\$0	\$0	\$0	\$0	\$0	\$0
Greater Arizona Inc.	2017	\$0	\$0	\$0	\$0	\$1,358,000	\$1,264,913	\$0	\$0	\$1,358,000	\$1,264,913
H.E.L.P. Scholarship Foundation	1998	\$13,032,282	\$12,369,660	\$806,204	\$730,432	\$10,605	\$9,480	\$0	\$0	\$13,849,091	\$13,109,572
Higher Education STO	2011	\$366,767	\$317,748	\$126,206	\$116,169	\$10,000	\$9,000	\$0	\$0	\$502,973	\$442,917
Independent Schools Corporate Tax Foundation	2011	\$0	\$0	\$0	\$0	\$9,503,834	\$5,382,489	\$0	\$0	\$9,503,834	\$5,382,489
Institute for Better Education (IBE)	1998	\$127,057,883	\$106,177,787	\$45,092,018	\$32,946,645	\$10,704,064	\$9,681,810	\$2,140,398	\$1,617,897	\$184,994,363	\$150,424,139
Investing in Children of Arizona Scholarship Fund	2003	\$6,875	\$0	\$0	\$0	\$0	\$0	\$0	\$0	\$6,875	\$0
Jewish Education Tax Credit Organization (JETCO)	1999	\$10,898,100	\$9,565,489	\$3,051,098	\$2,349,512	\$1,474,500	\$1,402,001	\$0	\$0	\$15,423,698	\$13,317,003
Jewish Tuition Organization	1999	\$30,679,940	\$29,153,904	\$9,572,379	\$7,605,591	\$6,103,996	\$4,335,264	\$0	\$0	\$46,356,315	\$41,094,760
Just Friends of Education	2009	\$7,600	\$6,070	\$0	\$0	\$0	\$0	\$0	\$0	\$7,600	\$6,070
Legacy Student Tuition Organization	2020	\$0	\$0	\$0	\$0	\$0	\$0	\$0	\$0	\$0	\$0
Lexington Education Foundation	2019 ^{††}	\$79,370	\$47,870	\$32,767	\$22,684	\$10,000	\$8,495	\$50,000	\$35,585	\$172,137	\$114,634
Life Development Institute Education Fund	2006	\$368,495	\$366,187	\$134,972	\$119,013	\$65,000	\$58,500	\$45,000	\$39,816	\$613,467	\$583,516
Lutheran Education Foundation	1998	\$3,256,951	\$3,103,158	\$255,882	\$262,101	\$0	\$0	\$0	\$0	\$3,512,833	\$3,365,259
Maranatha Christian Co-Op Tuition Fund	1998	\$21,630	\$3,926	\$0	\$0	\$0	\$0	\$0	\$0	\$21,630	\$3,926
Montessori Centre School Tuition Organization	2000	\$361,549	\$349,867	\$0	\$0	\$0	\$0	\$0	\$0	\$361,549	\$349,867
Montessori Charity Foundation	2019	\$11,311	\$11,311	\$7,475	\$7,475	\$0	\$0	\$0	\$0	\$18,786	\$18,786
Montessori Scholarship Organization	2000	\$5,888,674	\$5,685,851	\$1,367,563	\$1,086,824	\$147,000	\$132,300	\$0	\$0	\$7,403,237	\$6,904,975
Montessori School Tuition Organization	1999	\$43,400	\$38,900	\$0	\$0	\$0	\$0	\$0	\$0	\$43,400	\$38,900
Next Generation School Tuition Organization	2017	\$9,430	\$3,124	\$10,293	\$4,876	\$0	\$0	\$0	\$0	\$19,723	\$8,000
Northern Arizona Christian School Scholarship Fund	1998	\$6,876,268	\$5,857,670	\$1,828,042	\$1,400,931	\$618,012	\$508,274	\$0	\$0	\$9,322,322	\$7,766,875
Northern Lights Student Tuition Organization	2018	\$0	\$0	\$0	\$0	\$0	\$0	\$55,000	\$0	\$55,000	\$0
Orme Primavera Schools Foundation	1999	\$3,741,191	\$3,576,098	\$775,427	\$763,445	\$0	\$0	\$0	\$0	\$4,516,618	\$4,339,542

Highlighted STOs are no longer operational as of June 30, 2020

Table 2
Donations and Scholarships by School Tuition Organizations CY1998 - FY2020

School Tuition Organization	1ST Year	Original Individual		Switcher Individual		Low-Income Corporate		Disabled/Displaced Corporate		TOTALS	
		Donations	Scholarships	Donations	Scholarships	Donations	Scholarships	Donations	Scholarships	Donations	Scholarships
Pappas Kids Schoolhouse Foundation	2005	\$4,982,476	\$4,519,160	\$2,541,529	\$2,318,458	\$4,195,232	\$3,865,425	\$0	\$0	\$11,719,236	\$10,703,043
Parkside Christian Learning Center	2012	\$0	\$0	\$0	\$0	\$0	\$0	\$0	\$0	\$0	\$0
Patagonia Scholarship Fund	1999	\$76,154	\$62,713	\$0	\$0	\$0	\$0	\$0	\$0	\$76,154	\$62,713
Pinetop Tuition Support Organization	2006	\$152,954	\$132,757	\$20,160	\$14,161	\$5,000	\$5,000	\$0	\$0	\$178,114	\$151,918
Private School Tuition Fund 123	2017	\$310,550	\$207,696	\$167,593	\$98,749	\$668,675	\$520,805	\$0	\$0	\$1,146,818	\$827,250
Scholarships for Educational Excellence Foundation	2009	\$939,485	\$934,145	\$364,484	\$279,143	\$0	\$0	\$0	\$0	\$1,303,969	\$1,213,288
School Choice Arizona, Inc.	2006	\$8,194,887	\$6,023,317	\$2,072,106	\$1,465,603	\$35,550,935	\$27,748,992	\$1,179,000	\$935,104	\$46,996,927	\$36,173,015
School Tuition Association of Yuma	1999	\$4,432,568	\$4,003,922	\$736,699	\$649,008	\$5,071,600	\$4,498,900	\$0	\$1,250	\$10,240,866	\$9,153,081
School Tuition Organization 4 Kidz	2018	\$495,982	\$320,906	\$297,999	\$179,946	\$533,100	\$449,709	\$0	\$0	\$1,327,081	\$950,562
Schools With Heart Foundation	1999	\$5,156,374	\$4,871,982	\$1,470,460	\$1,366,855	\$0	\$0	\$0	\$0	\$6,626,834	\$6,238,837
Shepherd of the Desert Education Foundation	2000	\$2,056,279	\$1,933,866	\$387,441	\$330,131	\$0	\$0	\$0	\$0	\$2,443,720	\$2,263,997
Southern Arizona Foundation for Education - SAFE Lutheran	1998	\$4,321,287	\$4,328,846	\$173,544	\$157,412	\$0	\$0	\$0	\$0	\$4,494,831	\$4,486,259
Southwest Tuition Organization 4 Kids	2018	\$0	\$0	\$0	\$0	\$0	\$0	\$0	\$0	\$0	\$0
Students First Foundation	2015	\$102,104	\$101,129	\$43,069	\$32,030	\$155,000	\$70,708	\$0	\$0	\$300,173	\$203,867
Tempe Montessori Parent's Organization	2000	\$1,327,668	\$1,285,596	\$6,000	\$13,633	\$0	\$0	\$0	\$0	\$1,333,668	\$1,299,229
Tempe Montessori School Tuition Organization	2011	\$157,233	\$41,843	\$0	\$0	\$16,000	\$0	\$0	\$0	\$173,233	\$41,843
Tesseract Tuition Organization	1998	\$146,315	\$24,250	\$0	\$0	\$0	\$0	\$0	\$0	\$146,315	\$24,250
The Leadership Consortium	2011	\$0	\$0	\$0	\$0	\$0	\$0	\$0	\$0	\$0	\$0
The Zisel Tovah Foundation	2016	\$535	\$535	\$500	\$500	\$0	\$0	\$0	\$0	\$1,035	\$1,035
Truthful Beginnings	2020	\$0	\$0	\$0	\$0	\$0	\$0	\$0	\$0	\$0	\$0
Tuition Organization for Private Schools	2004	\$22,111,920	\$19,321,989	\$6,727,985	\$5,087,231	\$6,427,595	\$5,424,913	\$2,709,880	\$2,418,968	\$37,977,380	\$32,253,100
Valley Lutheran Scholarship Organization	2004	\$1,148,000	\$1,149,711	\$137,641	\$124,572	\$130,000	\$116,018	\$0	\$0	\$1,415,641	\$1,390,301
Valley Tuition Organization	2016	\$124,164	\$58,861	\$108,504	\$73,800	\$1,752,500	\$540,755	\$0	\$0	\$1,985,168	\$673,416
VVBC Christian Education Fund	1999	\$324,519	\$317,182	\$0	\$0	\$0	\$0	\$0	\$0	\$324,519	\$317,182
Walter T. Beamis Scholarship Foundation	1999	\$11,371	\$4,000	\$0	\$0	\$0	\$0	\$0	\$0	\$11,371	\$4,000
White Mountain Montessori Tuition Support Organization	2017	\$47,826	\$37,497	\$24,013	\$21,000	\$7,500	\$7,500	\$0	\$0	\$79,339	\$65,997
White Mountain Tuition Support Foundation	2004	\$2,819,516	\$2,498,824	\$1,025,230	\$680,742	\$185,000	\$49,336	\$0	\$0	\$4,029,746	\$3,228,903
Yo Creo - Competitive America	2011	\$0	\$0	\$0	\$0	\$0	\$0	\$0	\$0	\$0	\$0
Yuma's Education Scholarship Fund for Kids	2003	\$9,830,858	\$9,283,310	\$3,263,523	\$2,722,230	\$1,138,075	\$1,016,981	\$175,000	\$162,775	\$14,407,457	\$13,185,297
TOTALS		\$1,020,789,047	\$910,930,007	\$276,497,399	\$218,377,190	\$563,329,983	\$426,532,172	\$39,253,995	\$33,970,518	\$1,899,870,425	\$1,589,809,886

*Arizona Native Scholastic Enrichment Resource Foundation was previously certified to accept both individual and corporate donations prior to 2014.

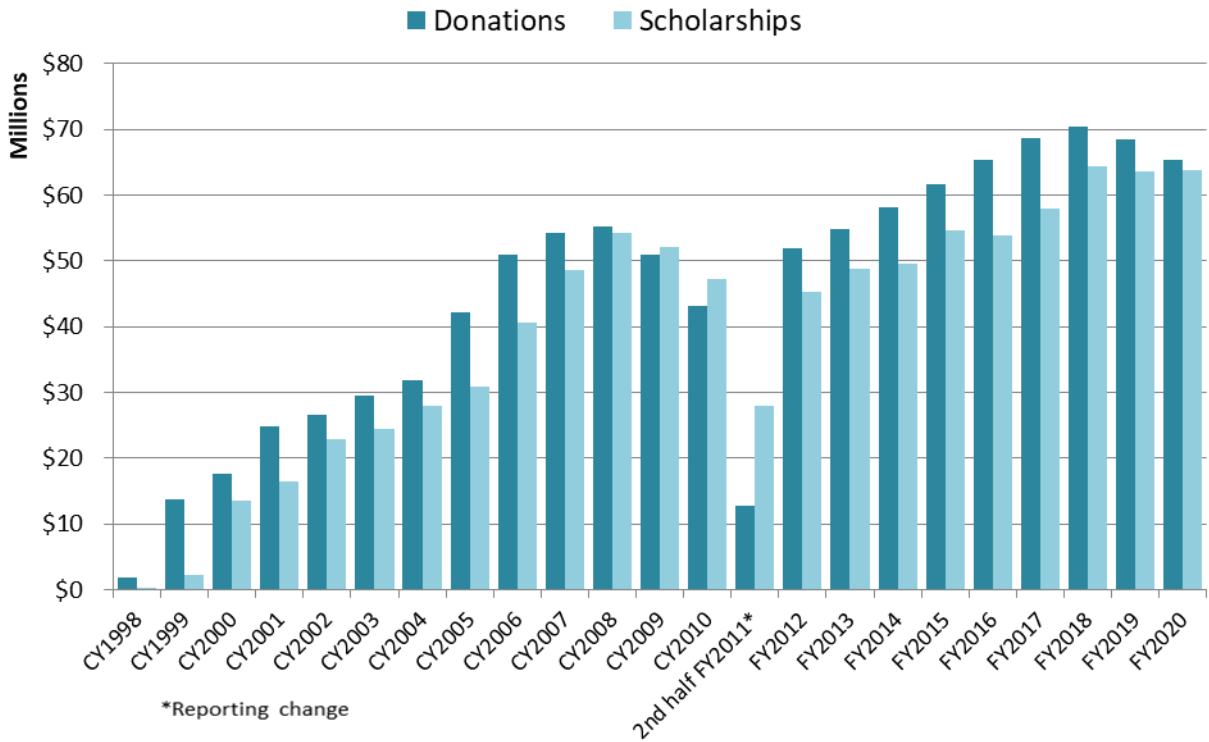
**Lexington Education Foundation was previously certified to accept both individual and corporate donations between March 2016 and January 2018 and again between March 2018 and February 2019.

Highlighted STOs are no longer operational as of June 30, 2020

ORIGINAL INDIVIDUAL INCOME TAX CREDIT PROGRAM

Arizona allows an individual income tax credit for donations made to STOs that provide scholarships to private schools. There were 65 STOs certified to receive individual donations in FY2020. The original individual income tax credit for contributions to school tuition organizations is governed by A.R.S. § 43-1089 and Chapter 16 in Title 43. The maximum credit amounts are adjusted each year for inflation. For tax year 2020 the original individual income tax credit was \$593 (for single, unmarried head of household and married filing separate taxpayers) and \$1,186 (for married filing joint taxpayers). The original individual scholarship is available to K-12 students and preschool students with disabilities. The scholarship amount cannot exceed the cost of tuition for an academic year.

Growth in Original Individual Credit Program



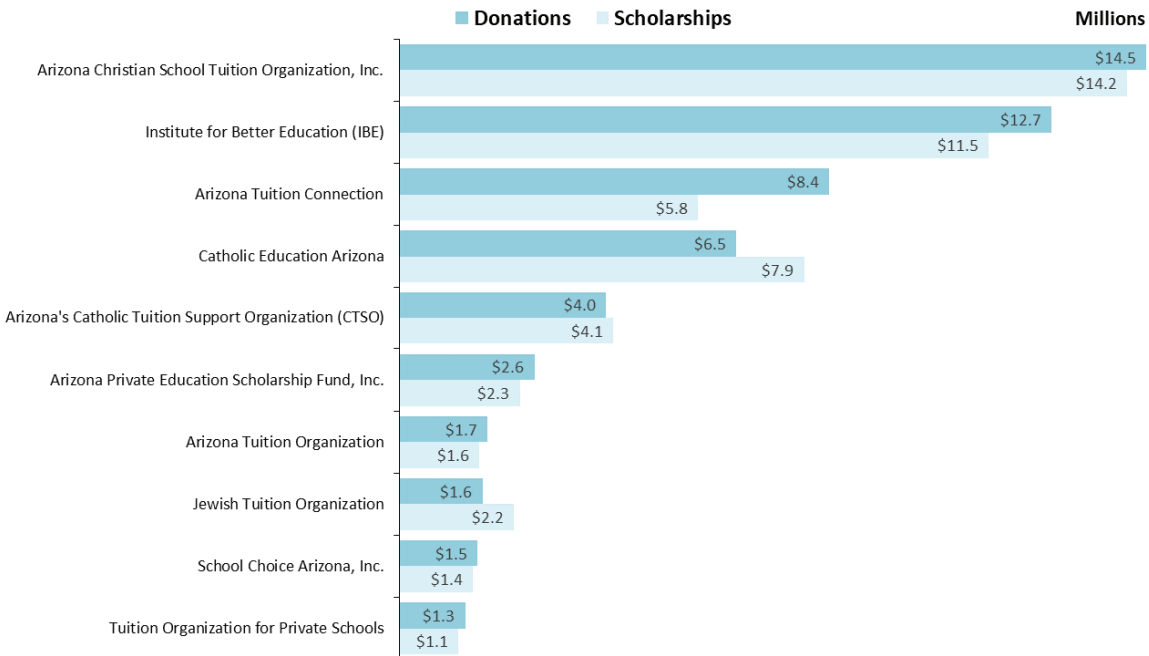
The following table shows the number of STOs collecting original individual donations in each period, the number of donations and the amount of tax credit donations. The percentage change is calculated for prior year amounts reported. No percentage change is calculated for FY2011 as this is the first fiscal year reporting period. The table also shows the number of STOs providing original individual scholarships in each period, the number of scholarships and the amount of scholarships paid. (For calendar years prior to 2003, the numbers are soft; reporting was not statutorily-required at that time.) As with the donations data, no percentage change is calculated for FY2011 as this was the first fiscal year reporting period. Please note that the number of scholarships paid does not equate to the number of students receiving scholarships. Many families seek scholarships from multiple STOs, resulting in one child being counted several times in the scholarship counts.

The totals below do not include donation transfers from one STO to another as a result of an STO closure. The donation amounts would have been initially recorded as donations received by the closing STO in the same fiscal year or possibly in a prior fiscal year. For FY2020, STOs received \$48,959 in Original donation transfers from closing STOs. The receiving STOs are required to award 90% of the transferred amount as scholarships to eligible students attending qualified schools.

ORIGINAL INDIVIDUAL INCOME TAX CREDIT PROGRAM

Reporting Year	Original Individual Donations				Original Individual Scholarships			
	# of STOs	# donations	\$ Amount	% change	# of STOs	# scholarships	\$ Amount	% change
CY1998	16	4,248	\$1,815,798		4	128	\$103,790	
CY1999	33	32,023	\$13,781,341		19	3,207	\$2,196,734	
CY2000	36	38,249	\$17,701,284	28.4%	32	15,081	\$13,561,981	517.4%
CY2001	43	46,696	\$24,897,444	40.7%	39	18,049	\$16,484,958	21.6%
CY2002	43	52,203	\$26,512,683	6.5%	43	19,582	\$22,826,746	38.5%
CY2003	51	58,122	\$29,444,972	11.1%	49	20,134	\$24,428,197	7.0%
CY2004	53	63,830	\$31,846,494	8.2%	51	21,146	\$28,025,083	14.7%
CY2005	53	69,239	\$42,196,206	32.5%	51	22,529	\$30,863,153	10.1%
CY2006	56	73,617	\$51,012,326	20.9%	52	24,678	\$40,594,978	31.5%
CY2007	55	76,065	\$54,304,968	6.5%	55	27,153	\$48,561,687	19.6%
CY2008	55	78,434	\$55,260,728	1.8%	54	28,327	\$54,205,394	11.6%
CY2009	54	73,430	\$50,916,897	-7.9%	52	27,592	\$52,126,882	-3.8%
CY2010	53	62,940	\$43,163,214	-15.2%	54	26,430	\$47,333,628	-9.2%
FY2011	50	74,681	\$51,408,122		50	24,039	\$46,091,539	
FY2012	49	76,739	\$51,918,033	1.0%	50	23,828	\$45,209,410	-1.9%
FY2013	48	76,098	\$54,794,058	5.5%	47	25,462	\$48,873,359	8.1%
FY2014	49	80,893	\$58,129,582	6.1%	48	26,972	\$49,608,573	1.5%
FY2015	52	80,933	\$61,740,114	6.2%	50	29,792	\$54,655,984	10.2%
FY2016	55	86,513	\$65,436,399	6.0%	50	31,345	\$53,822,486	-1.5%
FY2017	55	88,316	\$68,649,049	4.9%	53	32,585	\$58,005,669	7.8%
FY2018	59	91,475	\$70,485,289	2.7%	58	34,632	\$64,293,115	10.8%
FY2019	56	88,525	\$68,553,904	-2.7%	55	36,571	\$63,517,206	-1.2%
FY2020	54	82,764	\$65,409,860	-4.6%	53	32,824	\$63,749,743	0.4%

Top 10 STOs by FY2020 Original Individual Donations



FY2020 Original Individual Donations and Scholarships

Table 3 (pg. 16) shows the number, amount and average⁷ of the FY2020 original individual donations received by STO. In addition, the number and amount of scholarships paid by STO as well as the average scholarships⁸ and number of schools receiving scholarships is included. This table also provides the number and amount of original individual future reserved scholarships reported by each STO.

- Arizona Christian School Tuition Organization, Inc. received the most original individual donations in both number and amount of 17,732 donations (21% of the total) for 14,516,398 (22% of the total).
- Community Tuition Grant Organization, Inc. received the largest average original individual donation amount of \$1,524.
- Arizona Christian School Tuition Organization, Inc. paid the highest amount of original individual scholarships (\$14,153,770 or 22% of the total) and also awarded the largest number of scholarships (6,774 scholarships or 21% of the total).
- Schools With Heart Foundation awarded the largest average original individual scholarship of \$6,186.
- Institute for Better Education (IBE) awarded original individual scholarships to a total of 180 schools.
- Seven STOs provided original individual scholarships to the required minimum of two private schools.

There was one STO that received donations but did not pay scholarships in FY2020. This STO was decertified during FY2019 and re-certified during FY2020. STOs must allocate 90% of the tax credit donations to scholarships within two fiscal years after receipt of the donations.

⁷ Because STOs will receive donations in a fiscal year that will include two tax years, the average donation amount may fall between the two tax year donation caps.

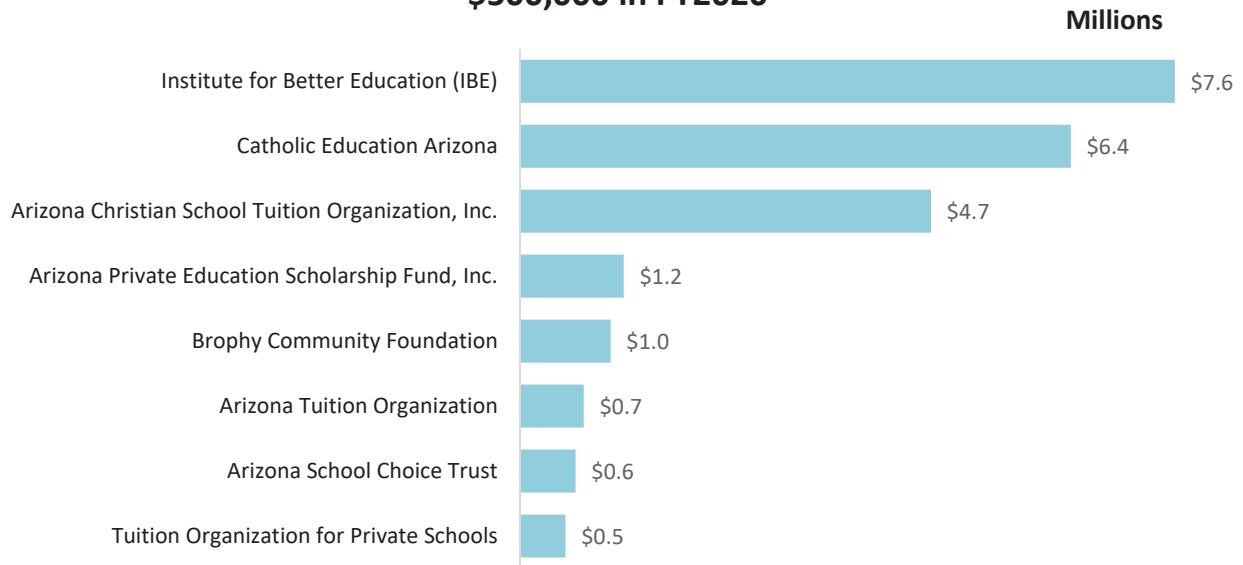
⁸ The STO average scholarship calculation will include double counting if a student attends two different private schools during the year and an STO awards the student scholarships to both schools.

There were four STOs that provided original individual scholarships to only one private school. When verifying an STO’s compliance with the statutory requirement to not limit scholarships to only one school, both the original and switcher scholarship programs are reviewed together. Based on information provided by the STOs, two were considered in violation and had 90 days to correct the issue. One of these STOs decertified during the fiscal year.

Future Reserved Original Individual Scholarships

STOs also reserved scholarships for specific students for future years. Twenty-five STOs reserved an additional \$24,837,603 in the original individual donation program, which constituted 12,624 scholarships. Institute for Better Education reported reserving the largest amount of original individual donations for future year scholarships of \$7,563,825 for 2,516 students. Please note that a portion of the reserved future year awards reported by STOs may be for scholarships to be awarded in the upcoming academic year.

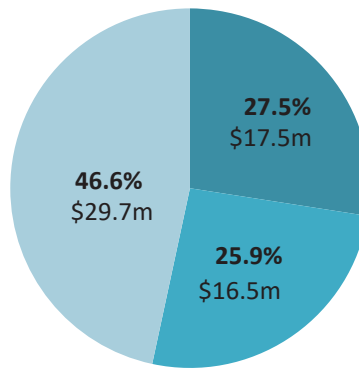
Future Reserved Original Individual Scholarships Greater than \$500,000 in FY2020



FY2020 Original Individual Scholarships by Income Level

STOs are required to report the percentage of scholarship dollars that go to families with income of 185% or less of poverty level and the percentage of scholarship dollars that go to families with income ranging from above 185% of poverty level to 342.25% of poverty level. For the 2019-2020 academic year, 342.25% of the federal poverty level for a household of four was \$88,129.

Overall Share of FY2020 Original Individual Scholarships by Family Income



- Families with income up to 185% of poverty level
- Families with income from 185% to 342.25% of poverty level
- Families with income greater than 342.25% of poverty level

Table 4 (pg. 18) shows the income level percentages for each STO. One organization gave 100% of their original individual scholarships to children in families with income of 185% or less of poverty level while eleven STOs gave 100% of their scholarships to children in families with income up to 342.25% of the poverty level. There were twenty STOs that gave more than 50% of their original individual scholarships to children of families with income greater than 342.25% of poverty level.

Original Individual Credit Program 90/10 Calculation

All STOs certified to collect original individual donations in FY2020 were evaluated as to their status in relation to the requirement that 90% of all revenue must be paid out in scholarships. From an administrative viewpoint, no STO is expected to pay out 90% of donations it receives in the current year for scholarships the same year. There will always be a lag between revenue received and revenue paid out and it does not mean that an STO with a percentage of less than 90% is in violation of the law. The 90% requirement is evaluated using two different methods: 1) a review of total donations and scholarships over the life of the STO and 2) calculating 90% of credit donations received in a particular fiscal year and tracking the amount to be awarded within the following two fiscal years. The following table shows the lifetime percentage calculated based on total donations and scholarships (method #1) for those STOs certified to receive original individual donations in FY2020.

Original Individual Credit Program Lifetime 90/10 Ratios

School Tuition Organization	Ratio	School Tuition Organization	Ratio
Scholarships for Educational Excellence Foundation	103.0%	Arizona Private Education Scholarship Fund, Inc.	90.2%
Lexington Education Foundation	100.0%	Arizona's Catholic Tuition Support Organization (CTSO)	90.2%
Best Student Fund	98.4%	Tuition Organization for Private Schools	89.8%
Arizona School Choice Trust	98.1%	Chabad Tuition Organization	89.8%
Dynamite Montessori Foundation	98.0%	Arizona Episcopal Schools Foundation	89.7%
Yuma's Education Scholarship Fund for Kids	97.8%	Jewish Education Tax Credit Organization (JETCO)	89.5%
Montessori Scholarship Organization	97.6%	Institute for Better Education (IBE)	89.4%
Arizona Adventist Scholarships, Inc.	97.5%	Pappas Kids Schoolhouse Foundation	89.2%
Cochise Christian School Tuition Organization	97.1%	White Mountain Tuition Support Foundation	88.9%
Catholic Education Arizona	96.6%	Christian Scholarship Fund of Arizona	88.6%
Students First Foundation	96.1%	Financial Assistance for Independent Schools	88.5%
Lutheran Education Foundation	95.9%	America's Scholarship Konnection Inc	87.3%
Jewish Tuition Organization	95.2%	Northern Arizona Christian School Scholarship Fund	85.5%
Orme Primavera Schools Foundation	94.0%	Arizona Waldorf Scholarship Foundation	84.8%
Schools With Heart Foundation	93.8%	Arizona Education Scholarship Foundation	84.7%
Arizona Lutheran Scholarship Organization	93.6%	White Mountain Montessori Tuition Support Organization	82.6%
Christ Lutheran School Tuition Organization	93.1%	Arizona Tax Credit	81.9%
Brophy Community Foundation	93.0%	School Choice Arizona, Inc.	79.0%
Arizona Independent Schools Scholarship Foundation	92.9%	Arizona Private School Tuition Organization	76.3%
Arizona Tuition Organization	92.5%	Community Tuition Grant Organization, Inc.	73.7%
Center for Educational Scholarships	92.5%	Education Liberty Fund	72.8%
Arizona Christian School Tuition Organization, Inc.	91.5%	Arizona Tuition Connection	70.8%
Arizona Education First	91.4%	Private School Tuition Fund 123	67.5%
Arizona International Academy Scholarship Fund	91.3%	Academic Opportunity of Arizona	64.9%
School Tuition Association of Yuma	90.9%	Valley Tuition Organization	48.0%
School Tuition Organization 4 Kidz	90.6%	!SpecialNeedsScholarships.org	26.7%

One STO had a percentage greater than 100% because scholarships were paid with revenue that was not tax credit donations or due to reserved scholarships for specific students in future years. Two STOs have lifetime ratios below 50.0 because they are newer STOs; their scholarships should increase significantly within the next year or two. These percentages are being monitored annually and if STOs with low percentages do not improve, ADOR will review that program to determine the reason. Based on the yearly 90% calculation (method #2), there were no STOs found in violation of the 90% requirement.

Table 3
FY2020 Original Individual Donations and Scholarships by School Tuition Organization

School Tuition Organization	Donations			Scholarships				Future Reserved Scholarships	
	#	\$ Amount	Average	#	\$ Amount	Average	# of Schools	#	\$ Amount
!SpecialNeedsScholarships.org	17	\$8,840	\$520	5	\$5,000	\$1,000	3	1	\$217
Academic Opportunity of Arizona	43	\$37,805	\$879	8	\$32,525	\$4,066	3	0	\$0
America's Scholarship Connection Inc	21	\$17,670	\$841	10	\$22,462	\$2,246	3	0	\$0
Arizona Adventist Scholarships, Inc.	341	\$258,549	\$758	218	\$262,521	\$1,204	12	22	\$23,597
Arizona Christian School Tuition Organization, Inc.	17,732	\$14,516,398	\$819	6,774	\$14,153,770	\$2,089	121	1,885	\$4,746,790
Arizona Education and Scholarship Opportunity Program	25	\$23,415	\$937	34	\$107,070	\$3,149	4	0	\$0
Arizona Education First	21	\$17,194	\$819	2	\$7,170	\$3,585	1	0	\$0
Arizona Education Scholarship Foundation	1,000	\$850,976	\$851	524	\$742,079	\$1,416	57	252	\$238,298
Arizona Episcopal Schools Foundation	1,065	\$721,100	\$677	209	\$758,955	\$3,631	5	5	\$7,439
Arizona Independent Schools Scholarship Foundation	623	\$563,603	\$905	185	\$473,920	\$2,562	2	0	\$0
Arizona International Academy Scholarship Fund	57	\$47,981	\$842	15	\$65,020	\$4,335	6	0	\$0
Arizona Lutheran Scholarship Organization	391	\$307,750	\$787	297	\$416,982	\$1,404	9	0	\$0
Arizona Private Education Scholarship Fund, Inc.	2,924	\$2,620,215	\$896	1,253	\$2,337,874	\$1,866	86	709	\$1,197,740
Arizona Private School Tuition Organization	820	\$328,044	\$400	230	\$250,128	\$1,088	16	0	\$0
Arizona School Choice Trust	562	\$382,486	\$681	359	\$1,015,821	\$2,830	48	218	\$640,380
Arizona Tax Credit	559	\$501,042	\$896	240	\$470,288	\$1,960	49	21	\$55,556
Arizona Tuition Connection	10,052	\$8,358,701	\$832	2,703	\$5,799,956	\$2,146	155	0	\$0
Arizona Tuition Organization	2,017	\$1,702,121	\$844	978	\$1,550,048	\$1,585	7	411	\$735,978
Arizona Waldorf Scholarship Foundation	423	\$304,871	\$721	133	\$225,695	\$1,697	4	0	\$0
Arizona's Catholic Tuition Support Organization (CTSO)	5,518	\$4,012,172	\$727	2,623	\$4,148,916	\$1,582	25	192	\$282,375
Best Student Fund	96	\$86,615	\$902	90	\$322,900	\$3,588	1	0	\$0
Brophy Community Foundation	1,244	\$1,048,620	\$843	358	\$1,366,643	\$3,817	19	287	\$1,044,975
Catholic Education Arizona	8,768	\$6,548,671	\$747	4,753	\$7,868,118	\$1,655	38	4,727	\$6,362,479
Center for Educational Scholarships	5	\$4,558	\$912	2	\$4,215	\$2,107	2	0	\$0
Chabad Tuition Organization	277	\$202,133	\$730	44	\$189,534	\$4,308	4	0	\$0
Christ Lutheran School Tuition Organization	186	\$135,495	\$728	110	\$200,337	\$1,821	2	0	\$0
Christian Scholarship Fund of Arizona	177	\$109,498	\$619	21	\$34,713	\$1,653	3	0	\$0
Cochise Christian School Tuition Organization	517	\$438,383	\$848	233	\$485,285	\$2,083	18	113	\$235,062
Community Tuition Grant Organization, Inc.	12	\$18,285	\$1,524	5	\$10,400	\$2,080	4	0	\$0
Dynamite Montessori Foundation	53	\$55,259	\$1,043	17	\$55,259	\$3,251	3	1	\$500
Education Liberty Fund	8	\$5,844	\$731	1	\$6,000	\$6,000	1	0	\$0
Financial Assistance for Independent Schools	298	\$252,910	\$849	45	\$242,500	\$5,389	2	9	\$32,600
Institute for Better Education (IBE)	14,537	\$12,684,907	\$873	6,035	\$11,450,322	\$1,897	180	2,516	\$7,563,825
Jewish Education Tax Credit Organization (JETCO)	575	\$455,666	\$792	118	\$607,111	\$5,145	3	34	\$138,626
Jewish Tuition Organization	1,998	\$1,608,853	\$805	631	\$2,222,230	\$3,522	6	0	\$0
Lexington Education Foundation	28	\$22,414	\$801	0	\$0		0	4	\$22,414
Lutheran Education Foundation	86	\$60,306	\$701	23	\$61,420	\$2,670	6	0	\$0
Montessori Charity Foundation	16	\$11,311	\$707	6	\$11,311	\$1,885	1	0	\$0
Montessori Scholarship Organization	258	\$232,714	\$902	86	\$346,091	\$4,024	9	10	\$23,594
Northern Arizona Christian School Scholarship Fund	626	\$490,401	\$783	194	\$396,412	\$2,043	6	0	\$0
Orme Primavera Schools Foundation	278	\$213,440	\$768	56	\$242,030	\$4,322	2	0	\$0

Table 3
FY2020 Original Individual Donations and Scholarships by School Tuition Organization

School Tuition Organization	Donations			Scholarships				Future Reserved Scholarships	
	#	\$ Amount	Average	#	\$ Amount	Average	# of Schools	#	\$ Amount
Pappas Kids Schoolhouse Foundation	580	\$495,339	\$854	306	\$495,154	\$1,618	28	0	\$0
Private School Tuition Fund 123	83	\$82,317	\$992	32	\$53,725	\$1,679	10	0	\$0
Scholarships for Educational Excellence Foundation	100	\$79,377	\$794	53	\$79,206	\$1,494	3	17	\$24,185
School Choice Arizona, Inc.	4,311	\$1,513,301	\$351	1,143	\$1,426,403	\$1,248	156	538	\$499,272
School Tuition Association of Yuma	144	\$117,916	\$819	82	\$71,225	\$869	8	20	\$10,832
School Tuition Organization 4 Kidz	300	\$249,418	\$831	142	\$166,661	\$1,174	23	97	\$125,584
Schools With Heart Foundation	226	\$198,592	\$879	33	\$204,129	\$6,186	2	0	\$0
Students First Foundation	43	\$35,799	\$833	34	\$31,808	\$936	10	0	\$0
Tuition Organization for Private Schools	1,454	\$1,275,615	\$877	855	\$1,143,737	\$1,338	92	348	\$523,666
Valley Tuition Organization	27	\$24,807	\$919	15	\$38,654	\$2,577	3	0	\$0
White Mountain Montessori Tuition Support Organization	13	\$9,138	\$703	6	\$23,497	\$3,916	2	0	\$0
White Mountain Tuition Support Foundation	325	\$259,910	\$800	87	\$243,118	\$2,794	6	0	\$0
Yuma's Education Scholarship Fund for Kids	904	\$801,117	\$886	408	\$803,394	\$1,969	10	187	\$301,620
TOTALS	82,764	\$65,409,860	\$790	32,824	\$63,749,743	\$1,942	345	12,624	\$24,837,603

Table 4
FY2020 Original Individual Scholarships by Income Level

School Tuition Organization	Original Individual Scholarships	% of Scholarships to Families with		
		Income up to 185% of Poverty Level	Income from 185% to 342.25% of Poverty Level	Remaining %
ISpecialNeedsScholarships.org	\$5,000	20.0%	80.0%	0.0%
Academic Opportunity of Arizona	\$32,525	95.8%	4.2%	0.0%
America's Scholarship Konnection Inc	\$22,462	0.0%	100.0%	0.0%
Arizona Adventist Scholarships, Inc.	\$262,521	37.2%	41.1%	21.6%
Arizona Christian School Tuition Organization, Inc.	\$14,153,770	21.3%	31.5%	47.2%
Arizona Education and Scholarship Opportunity Program	\$107,070	43.1%	27.4%	29.5%
Arizona Education First	\$7,170	0.0%	0.0%	100.0%
Arizona Education Scholarship Foundation	\$742,079	11.0%	14.1%	74.9%
Arizona Episcopal Schools Foundation	\$758,955	55.4%	12.7%	31.9%
Arizona Independent Schools Scholarship Foundation	\$473,920	18.2%	39.7%	42.1%
Arizona International Academy Scholarship Fund	\$65,020	37.2%	17.3%	45.6%
Arizona Lutheran Scholarship Organization	\$416,982	26.6%	27.7%	45.8%
Arizona Private Education Scholarship Fund, Inc.	\$2,337,874	14.7%	25.9%	59.4%
Arizona Private School Tuition Organization	\$250,128	7.7%	11.7%	80.6%
Arizona School Choice Trust	\$1,015,821	34.6%	65.4%	0.0%
Arizona Tax Credit	\$470,288	14.9%	26.4%	58.6%
Arizona Tuition Connection	\$5,799,956	7.3%	13.6%	79.1%
Arizona Tuition Organization	\$1,550,048	14.3%	44.0%	41.7%
Arizona Waldorf Scholarship Foundation	\$225,695	15.9%	27.8%	56.4%
Arizona's Catholic Tuition Support Organization (CTSO)	\$4,148,916	33.9%	42.8%	23.3%
Best Student Fund	\$322,900	87.5%	12.5%	0.0%
Brophy Community Foundation	\$1,366,643	61.7%	22.0%	16.2%
Catholic Education Arizona	\$7,868,118	45.6%	23.2%	31.2%
Center for Educational Scholarships	\$4,215	0.0%	0.0%	100.0%
Chabad Tuition Organization	\$189,534	36.4%	17.6%	45.9%
Christ Lutheran School Tuition Organization	\$200,337	63.3%	24.9%	11.7%
Christian Scholarship Fund of Arizona	\$34,713	52.3%	47.7%	0.0%
Cochise Christian School Tuition Organization	\$485,285	21.3%	41.7%	37.0%
Community Tuition Grant Organization, Inc.	\$10,400	9.6%	71.2%	19.2%
Dynamite Montessori Foundation	\$55,259	4.2%	12.0%	83.8%
Education Liberty Fund	\$6,000	100.0%	0.0%	0.0%
Financial Assistance for Independent Schools	\$242,500	35.1%	6.6%	58.3%
Institute for Better Education (IBE)	\$11,450,322	13.4%	17.9%	68.7%
Jewish Education Tax Credit Organization (JETCO)	\$607,111	14.8%	22.5%	62.7%

Table 4
FY2020 Original Individual Scholarships by Income Level

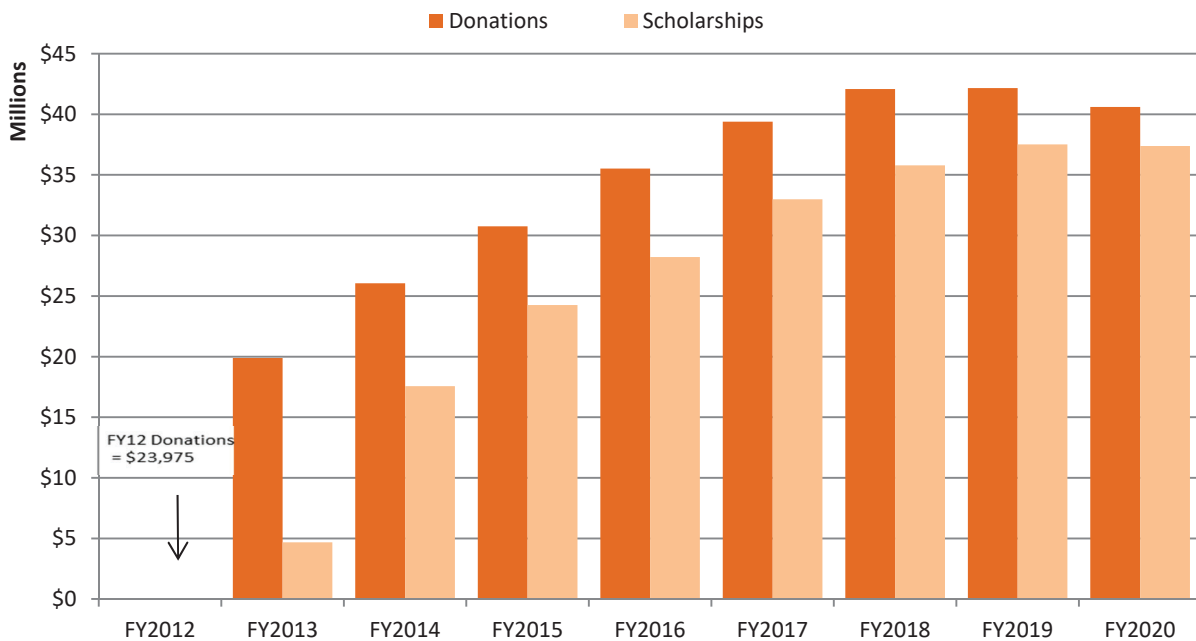
School Tuition Organization	Original Individual Scholarships	% of Scholarships to Families with		
		Income up to 185% of Poverty Level	Income from 185% to 342.25% of Poverty Level	Remaining %
Jewish Tuition Organization	\$2,222,230	90.0%	10.0%	0.0%
Lutheran Education Foundation	\$61,420	55.8%	41.4%	2.8%
Montessori Charity Foundation	\$11,311	0.0%	100.0%	0.0%
Montessori Scholarship Organization	\$346,091	12.7%	87.3%	0.0%
Northern Arizona Christian School Scholarship Fund	\$396,412	25.9%	48.3%	25.8%
Orme Primavera Schools Foundation	\$242,030	37.9%	30.1%	32.0%
Pappas Kids Schoolhouse Foundation	\$495,154	98.0%	2.0%	0.0%
Private School Tuition Fund 123	\$53,725	24.2%	16.9%	59.0%
Scholarships for Educational Excellence Foundation	\$79,206	58.6%	17.6%	23.9%
School Choice Arizona, Inc.	\$1,426,403	42.7%	31.5%	25.8%
School Tuition Association of Yuma	\$71,225	18.7%	38.7%	42.6%
School Tuition Organization 4 Kidz	\$166,661	14.1%	22.4%	63.5%
Schools With Heart Foundation	\$204,129	45.2%	24.2%	30.6%
Students First Foundation	\$31,808	9.9%	19.9%	70.2%
Tuition Organization for Private Schools	\$1,143,737	19.2%	26.9%	53.8%
Valley Tuition Organization	\$38,654	0.0%	20.7%	79.3%
White Mountain Montessori Tuition Support Organization	\$23,497	0.0%	0.0%	100.0%
White Mountain Tuition Support Foundation	\$243,118	34.4%	13.5%	52.2%
Yuma's Education Scholarship Fund for Kids	\$803,394	13.1%	22.0%	64.9%
TOTALS	\$63,749,743	27.5%	25.9%	46.6%

SWITCHER INDIVIDUAL INCOME TAX CREDIT PROGRAM

Arizona allows a second individual income tax credit for individuals wanting to give more than the amount allowed for an individual income tax credit under the original individual income tax credit program. There were 65 STOs certified to receive individual donations in FY2020. The switcher individual income tax credit for contributions to school tuition organizations is governed by A.R.S. § 43-1089.03 and Chapter 16 in Title 43. The maximum credit amounts are adjusted each year for inflation. After donating \$593 or \$1,186 for the original individual income tax credit, individuals could donate up to an additional \$590 or \$1,179 (depending on filing status) in tax year 2020 and take this additional credit.

The switcher individual scholarship is available to K-12 students and preschool students with disabilities. Students receiving scholarships paid from the switcher individual donations must meet one of the following requirements: attended a public school as a full-time student for at least 90 days of the prior fiscal year and then transferred from a public school to a private school; OR is enrolling in a private school kindergarten; OR is enrolling in a private preschool program for students with disabilities; OR is a dependent of a member of the armed forces of the United States who is stationed in Arizona pursuant to military orders; OR received for any prior year a scholarship under one of the above criteria OR from the low-income corporate donation program or the disabled/displaced corporate donation program if the child continued to attend a private school in subsequent years. The scholarship amount cannot exceed the cost of tuition for an academic year.

Growth in Switcher Individual Credit Program



The following table shows the number of STOs collecting switcher individual donations in each period, the number of donations and the amount of tax credit donations. The percentage change is calculated for prior year amounts reported. The table also shows the number of STOs providing switcher individual scholarships in each period, the number of scholarships and the amount of scholarships paid. Please note that the number of scholarships paid does not equate to the number of students receiving scholarships. Many families seek scholarships from multiple STOs, resulting in one child being counted several times in the scholarship counts.

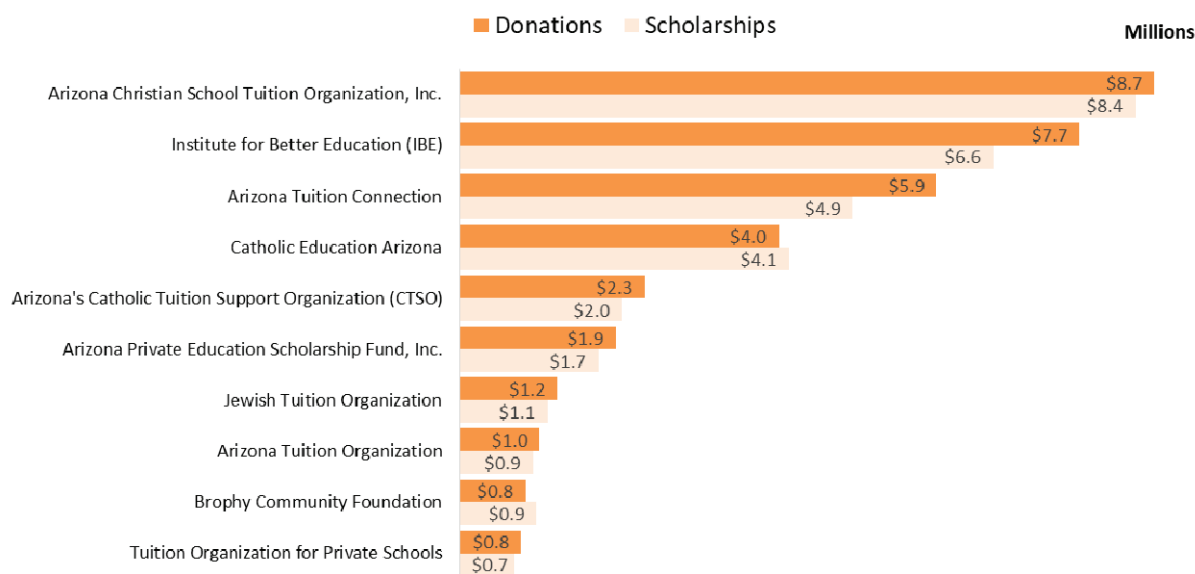
The totals below do not include donation transfers from one STO to another as a result of an STO closure. The donation amounts would have been initially recorded as donations received by the closing STO in the same fiscal year or possibly in a prior fiscal year. For FY2020, STOs received \$38,097 in Switcher donation

transfers from closing STOs. The receiving STOs are required to award 90% of the transferred amount as scholarships to eligible students attending qualified schools.

SWITCHER INDIVIDUAL INCOME TAX CREDIT PROGRAM

Reporting Year	Switcher Individual Donations				Switcher Individual Scholarships			
	# of STOs	# donations	\$ Amount	% change	# of STOs	# scholarships	\$ Amount	% change
FY2012	7	34	\$23,975		0	0	\$0	
FY2013	48	25,713	\$19,891,765	N/A	36	4,473	\$4,681,192	
FY2014	49	32,460	\$26,060,133	31.0%	46	13,258	\$17,561,278	275.1%
FY2015	52	37,686	\$30,760,244	18.0%	52	16,284	\$24,261,494	38.2%
FY2016	55	42,345	\$35,522,660	15.5%	50	20,777	\$28,213,775	16.3%
FY2017	54	46,583	\$39,384,320	10.9%	51	22,348	\$32,990,297	16.9%
FY2018	59	50,117	\$42,087,496	6.9%	56	24,669	\$35,780,397	8.5%
FY2019	56	49,798	\$42,165,704	0.2%	55	26,860	\$37,508,815	4.8%
FY2020	54	46,577	\$40,601,103	-3.7%	51	25,385	\$37,379,942	-0.3%

Top 10 STOs by FY2020 Switcher Individual Donations



FY2020 Switcher Individual Donations and Scholarships

Table 5 (pg. 25) shows the number, amount and average⁹ of the FY2020 switcher individual donations received by STO. In addition, the number and amount of scholarships paid by STO as well as the average¹⁰ scholarships and number of schools receiving scholarships is included. This table also provides the number and amount of switcher individual future reserved scholarships reported by each STO.

- Arizona Christian School Tuition Organization, Inc. received the most switcher individual donations in both number and amount of 9,877 donations (21% of the total) for \$8,657,700 (21% of the total).

⁹ Because STOs will receive donations in a fiscal year that will include two tax years, the average donation amount may fall between the two tax year donation caps.

¹⁰ The STO average scholarship calculation will include double counting if a student attends two different private schools during the year and an STO awards the student scholarships to both schools.

- Montessori Charity Foundation received the largest average switcher individual donation amount of \$2,492.
- Arizona Christian School Tuition Organization, Inc. paid the highest amount of switcher individual scholarships (\$8,420,389 or 23% of the total) and also awarded the largest number of scholarships (5,525 scholarships or 22% of total).
- Chabad Tuition Organization awarded the largest average switcher individual scholarship of \$6,782.
- Institute for Better Education (IBE) awarded switcher individual scholarships to a total of 183 schools.
- Nine STOs provided switcher individual scholarships to the required minimum of two private schools.

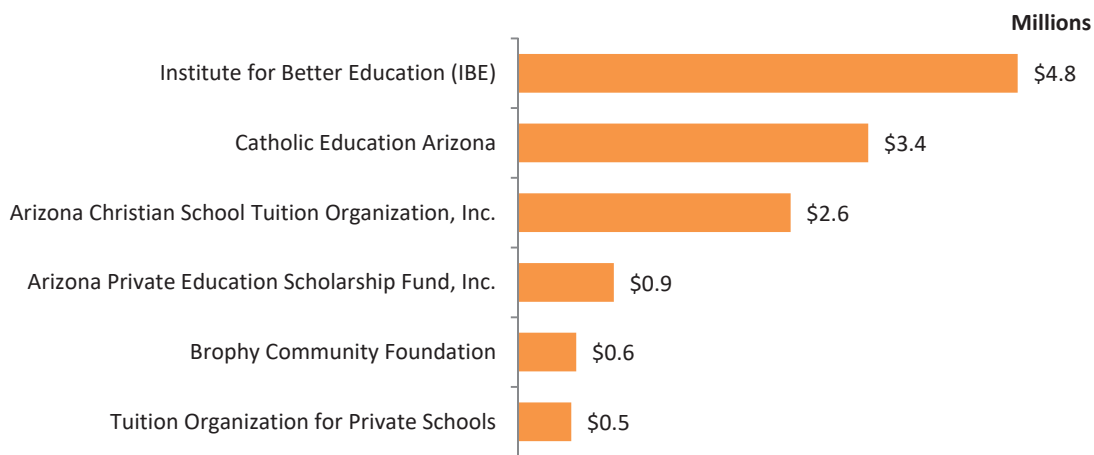
There were three STOs that received donations but did not pay scholarships in FY2020. One of these STOs was decertified during FY2019 and re-certified during FY2020. STOs must allocate 90% of the tax credit donations to scholarships within two fiscal years after receipt of the donations.

There were ten STOs that provided switcher individual scholarships to only one private school. When verifying an STO’s compliance with the statutory requirement to not limit scholarships to only one school, both the original and switcher scholarship programs are reviewed together. Based on information provided by the STOs, two were considered in violation and had 90 days to correct the issue.

Future Reserved Switcher Individual Scholarships

STOs also reserved scholarships for specific students for future years. Twenty-three STOs reserved an additional \$14,872,229 in the switcher individual donation program, which constituted 10,027 scholarships. Institute for Better Education (IBE) reported in FY2020 reserving the largest amount of switcher individual donations for future year scholarships of \$ 4,827,701 for 2,106 students. It should be noted that a portion of the reserved future year awards reported by STOs may be for scholarships to be awarded in the upcoming academic year.

STOs Reporting Reserved Switcher Individual Scholarships Greater than \$500,000 in FY2020



FY2020 Switcher Individual Scholarships by Income Level

STOs are required to report the percentage of scholarship dollars that go to families with income of 185% or less of poverty level and the percentage of scholarship dollars that go to families with income ranging from above 185% of poverty level to 342.25% of poverty level. For the 2019-2020 academic year 342.25% of the federal poverty level for a household of four was \$88,129.

**Overall Share of FY2020 Switcher Individual Scholarships
by Family Income**

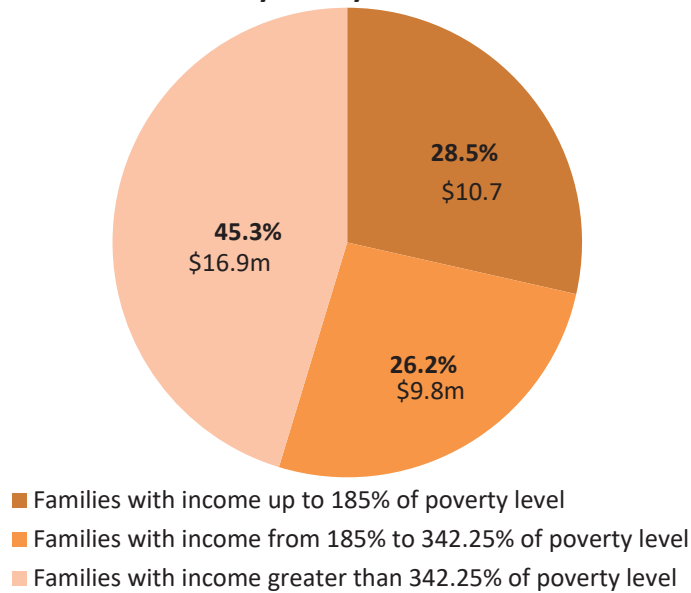


Table 6 (pg. 27) shows the income level percentages for each STO. Two organizations gave 100% of their switcher individual scholarships to children in families with income of 185% or less of poverty level while ten STOs gave 100% of their scholarships to children in families with income up to 342.25% of the poverty level. There were 18 STOs that gave more than 50% of their switcher individual scholarships to children of families with income greater than 342.25% of poverty level.

Switcher Individual Credit Program 90/10 Calculation

All STOs certified to collect switcher individual donations in FY2020 were evaluated as to their status in relation to the requirement that 90% of all revenue must be paid out in scholarships. From an administrative viewpoint, no STO is expected to pay out 90% of donations it receives in the current year for scholarships the same year. There will always be a lag between revenue received and revenue paid out and it does not mean that an STO with a percentage of less than 90% is in violation of the law. The 90% requirement is evaluated using two different methods: 1) a review of total donations and scholarships over the life of the STO and 2) calculating 90% of credit donations received in a particular fiscal year and tracking the amount to be awarded within the following two fiscal years. The following table shows the lifetime percentage calculated based on total donations and scholarships (method #1) for those STOs certified to receive switcher individual donations in FY2020.

Switcher Individual Credit Program Lifetime 90/10 Ratios

School Tuition Organization	Ratio	School Tuition Organization	Ratio
Arizona International Academy Scholarship Fund	106.3%	Arizona Christian School Tuition Organization, Inc.	85.9%
Lutheran Education Foundation	104.7%	Jewish Education Tax Credit Organization (JETCO)	85.5%
Arizona Lutheran Scholarship Organization	100.9%	Institute for Better Education (IBE)	83.6%

School Tuition Organization	Ratio	School Tuition Organization	Ratio
Dynamite Montessori Foundation	100.1%	Tuition Organization for Private Schools	83.3%
Lexington Education Foundation	100.0%	Arizona School Choice Trust	81.2%
Chabad Tuition Organization	96.5%	Arizona's Catholic Tuition Support Organization (CTSO)	80.8%
Center for Educational Scholarships	95.5%	Scholarships for Educational Excellence Foundation	80.0%
Orme Primavera Schools Foundation	94.5%	Jewish Tuition Organization	79.6%
Cochise Christian School Tuition Organization	94.0%	Arizona Tax Credit	79.6%
Schools With Heart Foundation	92.4%	Christ Lutheran School Tuition Organization	78.8%
Best Student Fund	91.1%	Arizona Episcopal Schools Foundation	78.0%
Community Tuition Grant Organization, Inc.	90.7%	Northern Arizona Christian School Scholarship Fund	77.0%
Yuma's Education Scholarship Fund for Kids	90.5%	Arizona Private School Tuition Organization	76.8%
Pappas Kids Schoolhouse Foundation	90.5%	Christian Scholarship Fund of Arizona	76.3%
Arizona Private Education Scholarship Fund, Inc.	90.2%	Students First Foundation	74.9%
White Mountain Montessori Tuition Support Organization	89.9%	School Choice Arizona, Inc.	73.8%
Arizona Tuition Organization	89.9%	Arizona Waldorf Scholarship Foundation	73.4%
School Tuition Organization 4 Kidz	89.7%	Valley Tuition Organization	68.9%
School Tuition Association of Yuma	89.0%	Arizona Tuition Connection	68.6%
Catholic Education Arizona	88.6%	Academic Opportunity of Arizona	67.7%
Arizona Independent Schools Scholarship Foundation	88.4%	White Mountain Tuition Support Foundation	66.5%
Financial Assistance for Independent Schools	88.3%	Education Liberty Fund	63.7%
Brophy Community Foundation	87.7%	Arizona Education Scholarship Foundation	63.1%
Montessori Scholarship Organization	86.6%	Private School Tuition Fund 123	59.4%
America's Scholarship Konnection Inc	86.6%	Arizona Education First	59.3%
Arizona Adventist Scholarships, Inc.	86.3%	!SpecialNeedsScholarships.org	30.0%

Four STOs had a percentage greater than 100% because scholarships were paid with revenue that was not tax credit donations or due to reserved scholarships for specific students in future years. One STO has a lifetime ratio below 50.0 because they recently began receiving contributions for the program; their scholarships should increase significantly within the next year or two. These percentages are being monitored annually and if STOs with low percentages do not improve, ADOR will review that program to determine the reason. Based on the yearly 90% calculation (method #2), there were no STOs found in violation of the 90% requirement.

Table 5
FY2020 Switcher Individual Donations and Scholarships by School Tuition Organization

School Tuition Organization	Donations			Scholarships				Future Reserved Scholarships	
	#	\$ Amount	Average	#	\$ Amount	Average	# of Schools	#	\$ Amount
!SpecialNeedsScholarships.org	7	\$5,000	\$714	1	\$1,000	\$1,000	1	3	\$4,063
Academic Opportunity of Arizona	36	\$31,908	\$886	4	\$16,984	\$4,246	2	0	\$0
America's Scholarship Konnection Inc	18	\$15,308	\$850	10	\$18,159	\$1,816	3	0	\$0
Arizona Adventist Scholarships, Inc.	141	\$108,520	\$770	123	\$100,231	\$815	12	3	\$964
Arizona Christian School Tuition Organization, Inc.	9,877	\$8,657,700	\$877	5,525	\$8,420,389	\$1,524	118	1,643	\$2,632,331
Arizona Education and Scholarship Opportunity Program	21	\$19,343	\$921	9	\$58,200	\$6,467	2	0	\$0
Arizona Education First	18	\$14,934	\$830	0	\$0		0	0	\$0
Arizona Education Scholarship Foundation	668	\$593,182	\$888	433	\$399,173	\$922	52	172	\$218,135
Arizona Episcopal Schools Foundation	539	\$407,211	\$755	128	\$332,301	\$2,596	5	3	\$14,550
Arizona Independent Schools Scholarship Foundation	486	\$454,635	\$935	148	\$394,184	\$2,663	2	0	\$0
Arizona International Academy Scholarship Fund	34	\$27,123	\$798	22	\$38,238	\$1,738	4	0	\$0
Arizona Lutheran Scholarship Organization	183	\$156,440	\$855	211	\$255,842	\$1,213	9	0	\$0
Arizona Private Education Scholarship Fund, Inc.	2,149	\$1,939,159	\$902	1,210	\$1,723,311	\$1,424	87	601	\$921,800
Arizona Private School Tuition Organization	173	\$155,034	\$896	131	\$114,968	\$878	14	0	\$0
Arizona School Choice Trust	295	\$241,420	\$818	127	\$360,964	\$2,842	33	100	\$287,107
Arizona Tax Credit	334	\$331,650	\$993	163	\$272,325	\$1,671	39	17	\$38,750
Arizona Tuition Connection	6,726	\$5,941,885	\$883	2,118	\$4,894,275	\$2,311	149	0	\$0
Arizona Tuition Organization	1,109	\$988,758	\$892	678	\$903,660	\$1,333	7	325	\$425,858
Arizona Waldorf Scholarship Foundation	236	\$184,282	\$781	134	\$177,845	\$1,327	3	0	\$0
Arizona's Catholic Tuition Support Organization (CTSO)	2,893	\$2,300,489	\$795	1,792	\$2,012,139	\$1,123	24	173	\$222,392
Best Student Fund	63	\$53,589	\$851	67	\$72,800	\$1,087	1	0	\$0
Brophy Community Foundation	883	\$818,555	\$927	173	\$949,985	\$5,491	7	101	\$559,300
Catholic Education Arizona	4,879	\$3,971,535	\$814	4,275	\$4,096,899	\$958	38	4,057	\$3,381,830
Center for Educational Scholarships	3	\$3,347	\$1,116	1	\$3,196	\$3,196	1	0	\$0
Chabad Tuition Organization	170	\$136,882	\$805	19	\$128,866	\$6,782	2	0	\$0
Christ Lutheran School Tuition Organization	97	\$87,639	\$903	50	\$103,889	\$2,078	2	0	\$0
Christian Scholarship Fund of Arizona	68	\$55,270	\$813	42	\$71,850	\$1,711	8	0	\$0
Cochise Christian School Tuition Organization	258	\$212,877	\$825	179	\$237,937	\$1,329	15	75	\$98,234
Community Tuition Grant Organization, Inc.	19	\$12,289	\$647	3	\$10,050	\$3,350	1	0	\$0
Dynamite Montessori Foundation	37	\$35,569	\$961	11	\$35,569	\$3,234	1	0	\$0
Education Liberty Fund	5	\$5,058	\$1,012	2	\$2,100	\$1,050	2	0	\$0
Financial Assistance for Independent Schools	190	\$172,248	\$907	26	\$158,300	\$6,088	2	0	\$0
Institute for Better Education (IBE)	8,637	\$7,727,709	\$895	4,691	\$6,647,144	\$1,417	183	2,106	\$4,827,701
Jewish Education Tax Credit Organization (JETCO)	375	\$331,777	\$885	76	\$338,720	\$4,457	3	24	\$236,460
Jewish Tuition Organization	1,317	\$1,211,403	\$920	519	\$1,086,040	\$2,093	6	0	\$0
Lexington Education Foundation	9	\$6,544	\$727	0	\$0		0	2	\$6,544
Lutheran Education Foundation	43	\$30,674	\$713	21	\$44,739	\$2,130	6	0	\$0
Montessori Charity Foundation	3	\$7,475	\$2,492	5	\$7,475	\$1,495	1	0	\$0
Montessori Scholarship Organization	111	\$144,382	\$1,301	75	\$171,363	\$2,285	9	21	\$86,986
Northern Arizona Christian School Scholarship Fund	307	\$236,905	\$772	160	\$187,535	\$1,172	6	0	\$0
Orme Primavera Schools Foundation	130	\$113,494	\$873	43	\$134,935	\$3,138	2	0	\$0

Table 5
FY2020 Switcher Individual Donations and Scholarships by School Tuition Organization

School Tuition Organization	Donations			Scholarships			# of Schools	Future Reserved Scholarships	
	#	\$ Amount	Average	#	\$ Amount	Average		#	\$ Amount
Pappas Kids Schoolhouse Foundation	378	\$345,420	\$914	139	\$318,578	\$2,292	11	0	\$0
Private School Tuition Fund 123	56	\$52,544	\$938	15	\$31,740	\$2,116	7	0	\$0
Scholarships for Educational Excellence Foundation	60	\$48,127	\$802	19	\$66,440	\$3,497	1	8	\$10,862
School Choice Arizona, Inc.	439	\$338,571	\$771	349	\$330,045	\$946	111	106	\$70,614
School Tuition Association of Yuma	97	\$72,206	\$744	92	\$53,450	\$581	9	7	\$2,426
School Tuition Organization 4 Kidz	171	\$155,378	\$909	95	\$101,935	\$1,073	21	69	\$85,293
Schools With Heart Foundation	163	\$153,284	\$940	25	\$152,150	\$6,086	2	0	\$0
Students First Foundation	14	\$15,012	\$1,072	5	\$5,072	\$1,014	1	0	\$0
Tuition Organization for Private Schools	859	\$758,413	\$883	785	\$670,010	\$854	87	260	\$511,023
Valley Tuition Organization	22	\$21,522	\$978	0	\$0		0	0	\$0
White Mountain Montessori Tuition Support Organization	10	\$3,555	\$356	2	\$11,000	\$5,500	1	0	\$0
White Mountain Tuition Support Foundation	173	\$149,764	\$866	63	\$98,794	\$1,568	1	0	\$0
Yuma's Education Scholarship Fund for Kids	588	\$538,105	\$915	391	\$557,149	\$1,425	10	151	\$229,005
TOTALS	46,577	\$40,601,103	\$872	25,385	\$37,379,942	\$1,473	337	10,027	\$14,872,229

Table 6
FY2020 Switcher Individual Scholarships by Income Level

School Tuition Organization	Switcher Individual Scholarships	% of Scholarships to Families with		
		Income up to 185% of Poverty Level	Income from 185% to 342.25% of Poverty Level	Remaining %
!SpecialNeedsScholarships.org	\$1,000	0.0%	100.0%	0.0%
Academic Opportunity of Arizona	\$16,984	100.0%	0.0%	0.0%
America's Scholarship Konnection Inc	\$18,159	0.0%	100.0%	0.0%
Arizona Adventist Scholarships, Inc.	\$100,231	29.8%	45.6%	24.5%
Arizona Christian School Tuition Organization, Inc.	\$8,420,389	24.9%	33.2%	41.9%
Arizona Education and Scholarship Opportunity Program	\$58,200	5.2%	60.1%	34.7%
Arizona Education Scholarship Foundation	\$399,173	10.6%	16.8%	72.6%
Arizona Episcopal Schools Foundation	\$332,301	32.7%	20.0%	47.3%
Arizona Independent Schools Scholarship Foundation	\$394,184	28.6%	34.6%	36.8%
Arizona International Academy Scholarship Fund	\$38,238	7.8%	36.2%	55.9%
Arizona Lutheran Scholarship Organization	\$255,842	33.0%	27.9%	39.1%
Arizona Private Education Scholarship Fund, Inc.	\$1,723,311	19.0%	25.2%	55.8%
Arizona Private School Tuition Organization	\$114,968	1.9%	10.7%	87.4%
Arizona School Choice Trust	\$360,964	57.8%	42.2%	0.0%
Arizona Tax Credit	\$272,325	14.9%	29.4%	55.7%
Arizona Tuition Connection	\$4,894,275	11.9%	14.1%	74.0%
Arizona Tuition Organization	\$903,660	18.1%	46.4%	35.5%
Arizona Waldorf Scholarship Foundation	\$177,845	20.6%	42.0%	37.4%
Arizona's Catholic Tuition Support Organization (CTSO)	\$2,012,139	38.5%	35.7%	25.8%
Best Student Fund	\$72,800	92.4%	7.6%	0.0%
Brophy Community Foundation	\$949,985	86.9%	13.0%	0.1%
Catholic Education Arizona	\$4,096,899	47.3%	31.3%	21.5%
Center for Educational Scholarships	\$3,196	0.0%	0.0%	100.0%
Chabad Tuition Organization	\$128,866	55.0%	18.7%	26.2%
Christ Lutheran School Tuition Organization	\$103,889	68.2%	23.3%	8.5%
Christian Scholarship Fund of Arizona	\$71,850	57.6%	40.6%	1.8%
Cochise Christian School Tuition Organization	\$237,937	21.0%	38.6%	40.3%
Community Tuition Grant Organization, Inc.	\$10,050	100.0%	0.0%	0.0%
Dynamite Montessori Foundation	\$35,569	2.9%	15.0%	82.1%
Education Liberty Fund	\$2,100	0.0%	4.8%	95.2%
Financial Assistance for Independent Schools	\$158,300	18.1%	2.6%	79.3%
Institute for Better Education (IBE)	\$6,647,144	13.0%	18.8%	68.2%
Jewish Education Tax Credit Organization (JETCO)	\$338,720	11.5%	37.0%	51.5%
Jewish Tuition Organization	\$1,086,040	88.2%	11.8%	0.0%
Lutheran Education Foundation	\$44,739	44.7%	47.5%	7.8%

Table 6
FY2020 Switcher Individual Scholarships by Income Level

School Tuition Organization	Switcher Individual Scholarships	% of Scholarships to Families with		
		Income up to 185% of Poverty Level	Income from 185% to 342.25% of Poverty Level	Remaining %
Montessori Charity Foundation	\$7,475	0.0%	100.0%	0.0%
Montessori Scholarship Organization	\$171,363	28.0%	72.0%	0.0%
Northern Arizona Christian School Scholarship Fund	\$187,535	23.5%	47.8%	28.8%
Orme Primavera Schools Foundation	\$134,935	40.6%	29.2%	30.2%
Pappas Kids Schoolhouse Foundation	\$318,578	92.0%	8.0%	0.0%
Private School Tuition Fund 123	\$31,740	21.0%	12.8%	66.2%
Scholarships for Educational Excellence Foundation	\$66,440	83.9%	14.6%	1.5%
School Choice Arizona, Inc.	\$330,045	39.9%	34.3%	25.7%
School Tuition Association of Yuma	\$53,450	10.7%	17.2%	72.1%
School Tuition Organization 4 Kidz	\$101,935	16.3%	18.4%	65.3%
Schools With Heart Foundation	\$152,150	46.3%	25.2%	28.4%
Students First Foundation	\$5,072	0.0%	0.0%	100.0%
Tuition Organization for Private Schools	\$670,010	24.3%	31.9%	43.8%
White Mountain Montessori Tuition Support Organization	\$11,000	0.0%	0.0%	100.0%
White Mountain Tuition Support Foundation	\$98,794	41.2%	12.1%	46.7%
Yuma's Education Scholarship Fund for Kids	\$557,149	21.5%	23.9%	54.6%

LOW-INCOME CORPORATE INCOME TAX OR INSURANCE PREMIUM TAX CREDIT PROGRAM

The low-income corporate income tax credit and insurance premium tax credit (low-income corporate) for contributions to school tuition organizations are governed by A.R.S. §§ 20-224.06, 43-1089.04, 43-1183, and Chapter 15 in Title 43. Sixty-two STOs were certified to receive corporate donations in FY2020. Statute limits the total amount of low-income corporate tax credit donations that may be made to STOs in a fiscal year, but there is no cap on the tax credit donation amount that can be made by a single corporation. S-corporations may make a donation to claim a tax credit on their corporate income taxes or the S-corporation may pass the credit through to its individual shareholders. In order for the S-corporation to pass the tax credit through to its individual shareholders, the sum of their corporate tax credit donations must be at least \$5,000.

The low-income corporate scholarship is available to K-12 students and preschool students with disabilities. To qualify for a low-income corporate scholarship the family income cannot exceed 342.25% of the poverty level AND one of the following requirements must be met: attended a public school as a full-time student for at least 90 days of the prior fiscal year or one full semester of the current or prior academic year and then transferred from the public school to a private school; OR is enrolling in a private school kindergarten; OR is enrolling in a private preschool program for students with disabilities; OR is a dependent of a member of the armed forces of the United States who is stationed in Arizona pursuant to military orders; OR received for any prior year a scholarship under one of the above criteria OR from the original individual donation program or the switcher individual donation program if the child continued to attend a private school in subsequent years. Additionally, the amount of a scholarship that can be awarded by an STO to a student is limited. For the 2019-2020 academic year no more than \$5,500 could be awarded by an STO to a student in kindergarten through grade 8 and preschool students with disabilities and no more than \$6,800 could be awarded to a student in grades 9 through 12.

Low-Income Corporate Donation Approval

Donations to STOs for the purpose of receiving the low-income student corporate income tax credit or insurance premium tax credit are limited by statute for each fiscal year and the donations for the tax credit must be preapproved. The donation limitation is increased each year by a percentage set in statute. For FY2020 the donation limitation increased by 20% to \$106,993,207. The following table shows the statutory limitation compared to the donations approved and donations received by the STOs. The donations made by type of taxpayer are also included.

Low-Income Corporate Donations

Fiscal Year	Statutory Limitation	\$ Approved	\$ Received	# non-insurance corporations	# insurance companies	# of S corporations
2007	\$10,000,000	\$9,740,800	\$9,535,800	108		
2008	\$12,000,000	\$12,116,000	\$11,996,000	73		
2009	\$14,400,000	\$10,816,006	\$10,495,506	98		
2010	\$17,280,000	\$8,121,508	\$8,100,008	56	4	
2011	\$20,736,000	\$11,376,351	\$11,324,351	60	8	
2012	\$24,883,200	\$19,587,037	\$19,035,987	72	11	
2013	\$29,859,840	\$30,041,114	\$29,858,865	87	27	
2014	\$35,831,808	\$36,571,808	\$35,831,808	65	34	
2015	\$42,998,170	\$43,983,170	\$42,998,170	59	36	
2016	\$51,597,804	\$51,847,804	\$51,597,804	55	49	99
2017	\$61,917,365	\$63,925,164	\$61,907,365	79	44	248
2018	\$74,300,838	\$74,300,838	\$74,300,838	116	85	461
2019	\$89,161,006	\$89,161,006	\$89,161,006	79	58	567
2020	\$106,993,207	\$124,188,122	\$106,983,528	139	81	660

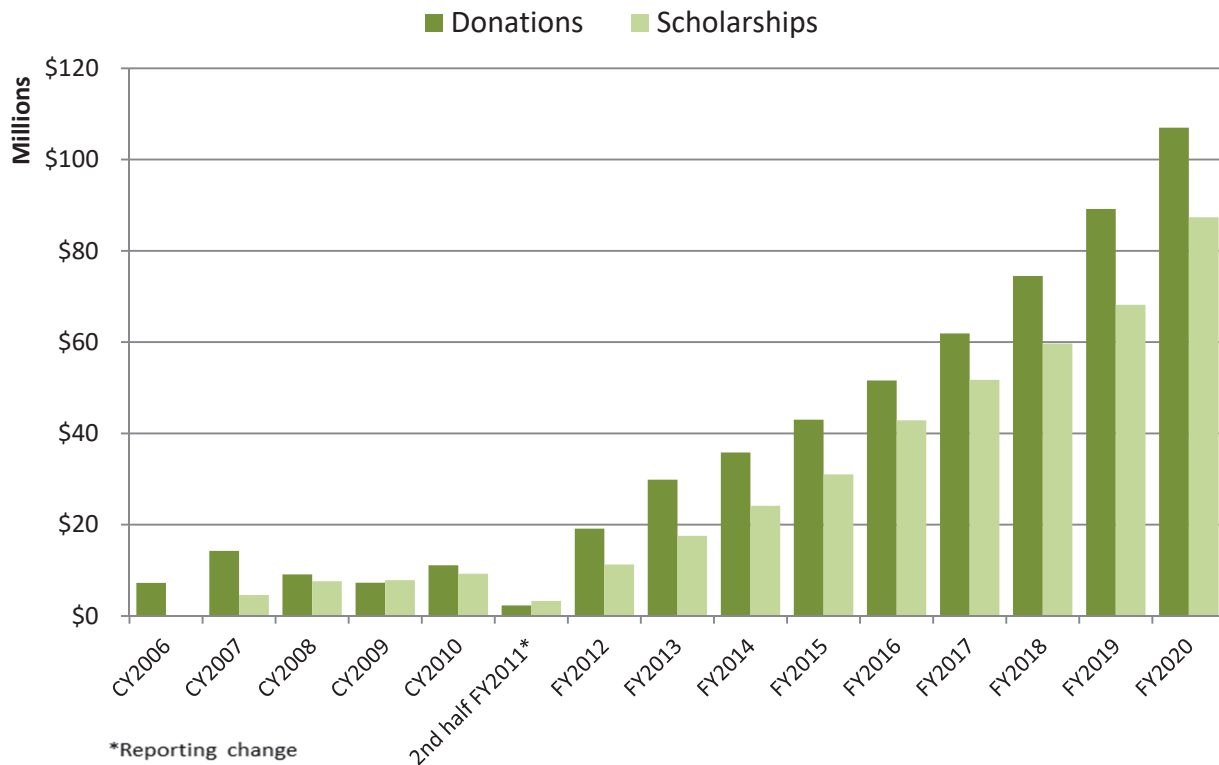
There were 1,194 donations approved and 1,075 donations received by STOs in FY2020 for the low-income corporate tax credit. The 1,075 donations received came from 880 corporations. Eighty-one of the 880 corporations were insurance companies donating \$44,727,400 and 660 were S-corporations donating \$29,481,753. For FY2020, the average low-income corporate donation was \$99,520.

The size of the 1,075 donations made to the STOs is shown in the following table. Note that there are companies that make donations to multiple STOs and this data summarizes the donations made and are not aggregated by corporation.

Low-Income Corporate Donations by Size

Donation Size	# of donations	Donation Size	# of donations
\$5,000 or less	193	\$50,001 to \$100,000	109
\$5,001 to \$10,000	224	\$100,001 to \$250,000	88
\$10,001 to \$20,000	146	\$250,001 to \$500,000	41
\$20,001 to \$25,000	86	\$500,001 to \$1,000,000	26
\$25,001 to \$50,000	152	\$1,000,001 and over	10

Growth in Low Income Corporate Credit Program



The following table shows the number of STOs collecting low-income corporate donations in each reporting period, the number of donations and the amount of tax credit donations. The percentage change is calculated for prior year amounts reported. No percentage change is calculated for FY2011 as this is the first fiscal year reporting period. The table also shows the number of STOs providing low-income corporate scholarships in each period, the number of scholarships and the amount of scholarships paid. As with the donations data, no percentage change is calculated for FY2011 as this was the first fiscal year reporting

period. Please note that the number of scholarships paid does not equate to the number of students receiving scholarships. Many families seek scholarships from multiple STOs, resulting in one child being counted several times in the scholarship counts.

The totals below do not include donation transfers from one STO to another as a result of an STO closure. The donation amounts would have been initially recorded as donations received by the closing STO in the same fiscal year or possibly in a prior fiscal year. For FY2020, STOs received \$4,511 in Low Income donation transfers from closing STOs. The receiving STOs are required to award 90% of the transferred amount as scholarships to eligible students attending qualified schools.

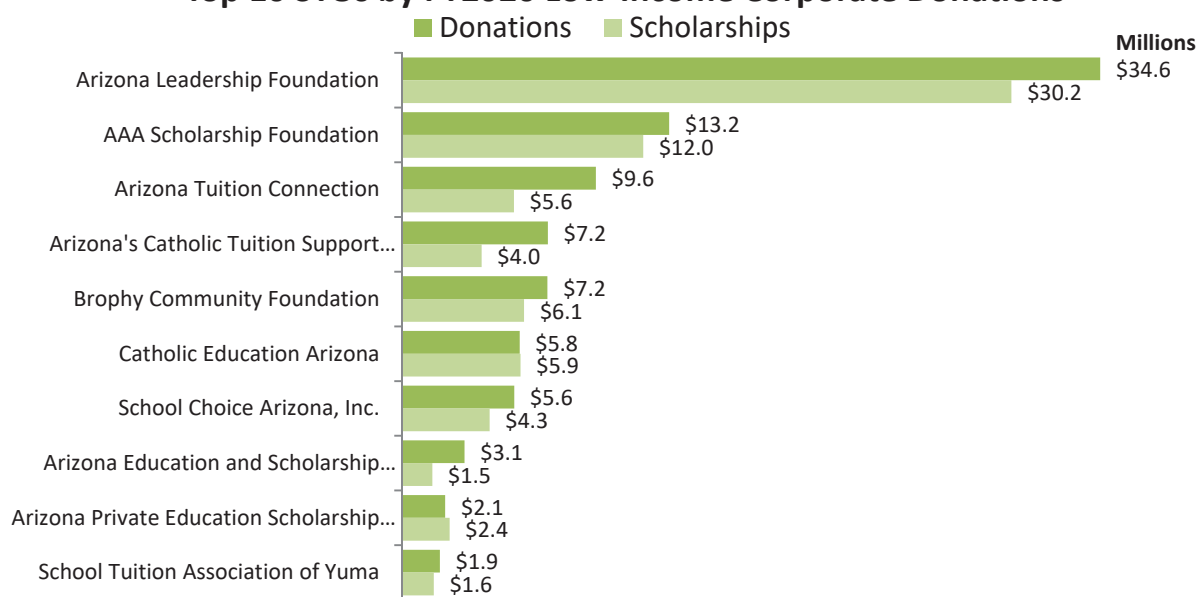
LOW-INCOME CORPORATE INCOME TAX CREDIT PROGRAM

Reporting Year	Low-Income Corporate Donations				Low-Income Corporate Scholarships			
	# of STOs	# donations	\$ Amount	% change	# of STOs	# scholarships	\$ Amount	% change
CY2006	16	86	\$7,260,800		3	35	\$49,380	
CY2007	17	84	\$14,258,000	96.4%	18	1,940	\$4,597,823	na
CY2008	15	96	\$9,122,121	-36.0%	19	2,979	\$7,615,639	65.6%
CY2009	17	93	\$7,285,284	-20.1%	19	3,640	\$7,849,824	3.1%
CY2010	11	90	\$11,123,657	52.7%	18	4,226	\$9,259,078	18.0%
FY2011	14	105	\$11,227,351		20	4,569	\$9,111,210	
FY2012	23	133	\$19,135,987	70.4%	21	5,828	\$11,294,842	24.0%
FY2013	25	179	\$29,858,865	56.0%	26	11,096	\$17,556,127	55.4%
FY2014	23	156	\$35,831,808	20.0%	25	12,968	\$24,148,068	37.5%
FY2015	27	154	\$42,998,170	20.0%	27	16,485	\$31,006,331	28.4%
FY2016	32	276	\$51,597,869 ¹¹	20.0%	32	19,940	\$42,884,049	38.3%
FY2017	36	445	\$61,907,365	20.0%	36	20,951	\$51,751,384	20.7%
FY2018	44	809	\$74,503,720 ¹²	20.3%	43	24,712	\$59,690,982	15.3%
FY2019	49	827	\$89,161,006	19.7%	47	28,972	\$68,189,122	14.2%
FY2020	45	1,038	\$106,983,528	20.0%	46	29,829	\$87,338,533	28.1%

¹¹ Total donations reported for FY16 were greater than the cap due to a transfer of STO close-out monies from FY15.

¹² Total donations reported for FY18 were greater than the cap due to a transfer of STO close-out monies from FY17.

Top 10 STOs by FY2020 Low-Income Corporate Donations



FY2020 Low-Income Corporate Donations and Scholarships

Table 7 (pg. 36) shows the number, amount and average of the FY2020 low-income corporate donations received by STO. In addition, the number and amount of scholarships paid by STO as well as the average scholarships¹³ and number of schools receiving scholarships is included. This table also provides the number and amount of low-income corporate future reserved scholarships reported by each STO.

- Arizona Leadership Foundation received the most low-income corporate donations totaling \$34,616,900 or 32% of total donations. Arizona Tuition Connection received the largest number of donations at 151 or 15% of the total.
- Arizona Leadership Foundation received the largest average low-income corporate donation amount of \$576,948.
- Arizona Leadership Foundation paid the highest amount of low-income corporate scholarships (\$30,216,697 or 35% of the total) and awarded the largest number of scholarships (6,548 scholarships or 22% of the total).
- Arizona Independent Schools Scholarship Foundation awarded the largest average low-income corporate scholarship of \$6,099.
- Arizona Leadership Foundation awarded low-income corporate scholarships to a total of 159 schools.
- Four STOs provided low-income corporate scholarships to the required minimum of two private schools.

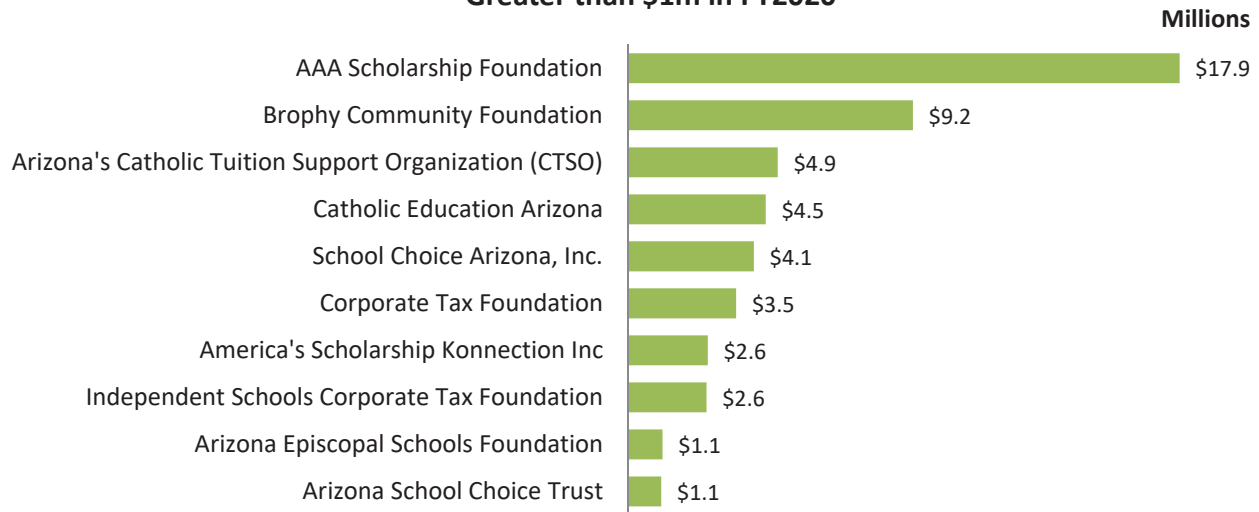
There were three STOs that provided low-income corporate scholarships to only one private school. When verifying an STO's compliance with the statutory requirement to not limit scholarships to only one school, both the low-income and disabled/displaced corporate scholarship programs are reviewed together. Based on information provided by the STOs, one was considered in violation and had 90 days to correct the issue. One of these STOs decertified during the fiscal year.

¹³ The STO average scholarship calculation will include double counting if a student attends two different private schools during the year and an STO awards the student scholarships to both schools.

Future Reserved Low-Income Corporate Scholarships

STOs also reserved scholarships for specific students for future years. Fifteen STOs reserved an additional \$52,930,285 in the low-income corporate donation program, which constituted 12,126 scholarships. AAA Scholarship Foundation reported in FY2020 reserving the largest amount of low-income corporate donations for future year scholarships of \$17,876,550 for 3,254 students. It should be noted that a portion of the reserved future year awards reported by STOs are for scholarships to be awarded in the upcoming academic year.

STOs Reporting Future Reserved Low-Income Corporate Scholarships Greater than \$1m in FY2020



FY2020 Low-Income Corporate Scholarships by Income Level

Low-income corporate scholarships are to be awarded to families with income less than 342.25% of poverty level. For the 2019-2020 academic year, 342.25% of the federal poverty level for a household of four was \$88,129. STOs are required to report the percentage of scholarship dollars that go to families with income of 185% or less of poverty level and the percentage of scholarship dollars that go to families with income ranging from above 185% of poverty level to 342.25% of poverty level.

Overall Share of FY2020 Low-Income Corporate Scholarships by Family Income

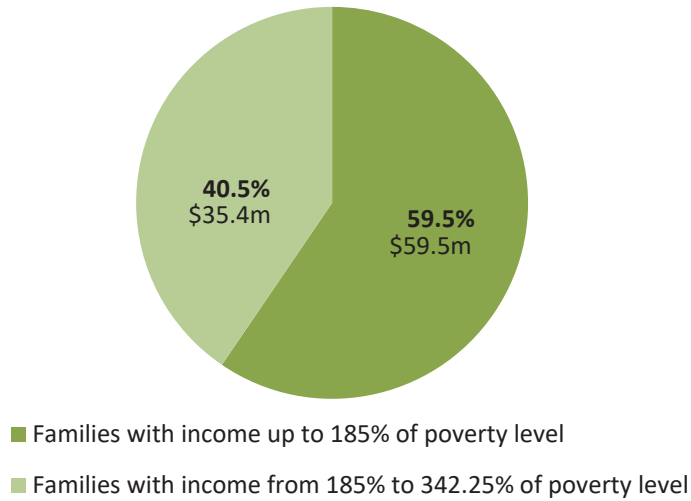


Table 8 (pg. 38) shows the income level percentages for each STO. Four organizations gave 100% of their scholarships to children in families with income of 185% or less of poverty level. One STO decertified during the fiscal year and did not provide information on scholarships awarded by family income.

Low-Income Corporate Credit Program 90/10 Calculation

All STOs certified to collect low-income corporate donations in FY2020 were evaluated as to their status in relation to the requirement that 90% of all revenue must be paid out in scholarships. From an administrative viewpoint, no STO is expected to pay out 90% of donations it receives in the current year for scholarships the same year. There will always be a lag between revenue received and revenue paid out and it does not mean that an STO with a percentage of less than 90% is in violation of the law. The 90% requirement is evaluated using two different methods: 1) a review of total donations and scholarships over the life of the STO and 2) calculating 90% of credit donations received in a particular fiscal year and tracking the amount to be awarded within the following two fiscal years. The following table shows the lifetime percentage calculated based on total donations and scholarships (method #1) for those STOs certified to receive low-income corporate donations in FY2020.

Low-Income Corporate Credit Program Lifetime 90/10 Ratios

School Tuition Organization	Ratio	School Tuition Organization	Ratio
White Mountain Montessori Tuition Support Organization	103.4%	School Tuition Organization 4 Kidz	84.8%
Jewish Education Tax Credit Organization (JETCO)	100.0%	Catholic Education Arizona	84.7%
Christ Lutheran School Tuition Organization	100.0%	Tuition Organization for Private Schools	84.5%
Cochise Christian School Tuition Organization	99.7%	Northern Arizona Christian School Scholarship Fund	82.6%
Best Student Fund	98.8%	Independent Schools Corporate Tax Foundation	82.6%
Arizona International Academy Scholarship Fund	98.3%	Arizona Tuition Organization	82.0%
AAA Scholarship Foundation	96.7%	Arizona Private School Tuition Organization	81.1%
Dynamite Montessori Foundation	95.8%	Community Tuition Grant Organization, Inc.	78.6%
Greater Arizona Inc.	93.6%	Private School Tuition Fund 123	78.5%
Arizona Lutheran Scholarship Organization	91.6%	America's Scholarship Konnection Inc	75.5%
Arizona Private Education Scholarship Fund, Inc.	91.1%	Arizona Education Scholarship Foundation	73.7%
Montessori Scholarship Organization	90.5%	Jewish Tuition Organization	70.7%
Institute for Better Education (IBE)	90.4%	Financial Assistance for Independent Schools	67.0%
Arizona Tax Credit	90.4%	Arizona Waldorf Scholarship Foundation	66.7%
Pappas Kids Schoolhouse Foundation	90.3%	Arizona Education First	64.2%
Corporate Tax Foundation	89.9%	Arizona Independent Schools Scholarship Foundation	63.2%
School Tuition Association of Yuma	89.7%	Arizona Tuition Connection	55.3%
Yuma's Education Scholarship Fund for Kids	89.4%	Students First Foundation	45.6%
Arizona Leadership Foundation	89.3%	Christian Scholarship Fund of Arizona	31.7%
School Choice Arizona, Inc.	87.7%	Valley Tuition Organization	31.1%
Arizona School Choice Trust	86.8%	White Mountain Tuition Support Foundation	30.0%
Brophy Community Foundation	86.3%	Academic Opportunity of Arizona	27.5%
Arizona Episcopal Schools Foundation	86.0%	!SpecialNeedsScholarships.org	0.0%
Arizona's Catholic Tuition Support Organization (CTSO)	85.8%	Education Liberty Fund	0.0%
Chabad Tuition Organization	85.0%		

Seven STOs have lifetime ratios below 50.0 because they are newer to the low-income corporate program or recently started receiving contributions; their scholarships should increase significantly within the next year or two. One STO has a percentage greater than 100% because scholarships reported were paid with revenue that was not tax credit donations or due to reserved scholarships for specific students in future years. These percentages are being monitored annually and if STOs with low percentages do not improve, ADOR will review that program to determine the reason. Based on the yearly 90% calculation (method #2), there were no STOs in violation of the 90% requirement.

Table 7
FY2020 Low-Income Corporate Donations and Scholarships by School Tuition Organization

School Tuition Organization	Donations			Scholarships			# of Schools	Future Reserved Scholarships	
	#	\$ Amount	Average	#	\$ Amount	Average		#	\$ Amount
AAA Scholarship Foundation	37	\$13,245,500	\$357,986	2,386	\$11,959,912	\$5,013	106	3,254	\$17,876,550
Academic Opportunity of Arizona	6	\$855,400	\$142,567	17	\$73,359	\$4,315	8	0	\$0
America's Scholarship Konnection Inc	4	\$870,000	\$217,500	210	\$607,923	\$2,895	10	944	\$2,593,600
Arizona Education and Scholarship Opportunity Program	11	\$3,105,000	\$282,273	550	\$1,507,212	\$2,740	14	0	\$0
Arizona Education First	4	\$85,000	\$21,250	2	\$11,000	\$5,500	1	0	\$0
Arizona Education Scholarship Foundation	10	\$112,400	\$11,240	258	\$94,630	\$367	15	49	\$29,150
Arizona Episcopal Schools Foundation	8	\$544,100	\$68,013	114	\$563,257	\$4,941	8	77	\$1,129,650
Arizona Independent Schools Scholarship Foundation	31	\$1,289,700	\$41,603	150	\$914,805	\$6,099	2	21	\$601,000
Arizona International Academy Scholarship Fund	1	\$35,000	\$35,000	12	\$31,500	\$2,625	3	0	\$0
Arizona Leadership Foundation	60	\$34,616,900	\$576,948	6,548	\$30,216,697	\$4,615	159	0	\$0
Arizona Lutheran Scholarship Organization	3	\$75,000	\$25,000	120	\$73,435	\$612	9	0	\$0
Arizona Private Education Scholarship Fund, Inc.	25	\$2,140,000	\$85,600	906	\$2,366,902	\$2,612	77	338	\$798,300
Arizona Private School Tuition Organization	6	\$267,000	\$44,500	224	\$203,248	\$907	5	0	\$0
Arizona School Choice Trust	15	\$1,062,000	\$70,800	482	\$1,384,631	\$2,873	58	378	\$1,086,005
Arizona Tax Credit	9	\$425,500	\$47,278	224	\$384,852	\$1,718	24	0	\$0
Arizona Tuition Connection	151	\$9,617,000	\$63,689	1,958	\$5,552,928	\$2,836	146	0	\$0
Arizona Tuition Organization	6	\$160,600	\$26,767	141	\$67,519	\$479	5	0	\$0
Arizona Waldorf Scholarship Foundation	0	\$0		92	\$98,383	\$1,069	3	0	\$0
Arizona's Catholic Tuition Support Organization (CTSO)	96	\$7,235,200	\$75,367	2,006	\$3,950,371	\$1,969	32	0	\$4,861,575
Best Student Fund	2	\$20,000	\$10,000	70	\$243,300	\$3,476	1	0	\$0
Brophy Community Foundation	116	\$7,213,300	\$62,184	2,569	\$6,056,382	\$2,357	37	2,320	\$9,237,050
Catholic Education Arizona	110	\$5,835,700	\$53,052	3,599	\$5,880,280	\$1,634	38	3,645	\$4,471,410
Chabad Tuition Organization	5	\$375,000	\$75,000	69	\$337,500	\$4,891	2	0	\$0
Christ Lutheran School Tuition Organization	0	\$0		38	\$28,139	\$741	2	0	\$0
Christian Scholarship Fund of Arizona	3	\$35,000	\$11,667	11	\$29,212	\$2,656	5	0	\$0
Cochise Christian School Tuition Organization	1	\$5,000	\$5,000	25	\$7,003	\$280	7	0	\$0
Community Tuition Grant Organization, Inc.	8	\$267,500	\$33,438	162	\$240,250	\$1,483	8	0	\$0
Corporate Tax Foundation	9	\$1,272,000	\$141,333	137	\$702,098	\$5,125	6	122	\$3,513,000
Education Liberty Fund	1	\$250	\$250	0	\$0		0	0	\$0
Financial Assistance for Independent Schools	5	\$297,000	\$59,400	32	\$182,176	\$5,693	1	0	\$0
Greater Arizona Inc.	32	\$410,500	\$12,828	100	\$413,444	\$4,134	2	0	\$0
Independent Schools Corporate Tax Foundation	10	\$1,332,500	\$133,250	220	\$884,586	\$4,021	7	132	\$2,550,381
Institute for Better Education (IBE)	63	\$1,577,500	\$25,040	1,649	\$1,533,583	\$930	110	0	\$0
Jewish Education Tax Credit Organization (JETCO)	6	\$217,500	\$36,250	59	\$189,050	\$3,204	3	12	\$66,000
Jewish Tuition Organization	41	\$1,221,000	\$29,780	247	\$1,098,963	\$4,449	6	0	\$0
Montessori Scholarship Organization	2	\$75,000	\$37,500	26	\$72,510	\$2,789	6	0	\$0
Northern Arizona Christian School Scholarship Fund	6	\$133,000	\$22,167	79	\$49,639	\$628	3	0	\$0
Pappas Kids Schoolhouse Foundation	16	\$1,516,500	\$94,781	683	\$1,453,338	\$2,128	32	0	\$0
Private School Tuition Fund 123	9	\$158,075	\$17,564	72	\$104,177	\$1,447	5	0	\$0
School Choice Arizona, Inc.	41	\$5,566,503	\$135,768	1,700	\$4,346,951	\$2,557	73	799	\$4,085,618
School Tuition Association of Yuma	31	\$1,881,500	\$60,694	617	\$1,580,647	\$2,562	11	35	\$30,997
School Tuition Organization 4 Kidz	14	\$299,100	\$21,364	224	\$256,109	\$1,143	11	0	\$0
Students First Foundation	2	\$155,000	\$77,500	89	\$70,708	\$794	16	0	\$0

Table 7
FY2020 Low-Income Corporate Donations and Scholarships by School Tuition Organization

School Tuition Organization	Donations			Scholarships			# of Schools	Future Reserved Scholarships	
	#	\$ Amount	Average	#	\$ Amount	Average		#	\$ Amount
Tuition Organization for Private Schools	12	\$1,017,800	\$84,817	769	\$978,299	\$1,272	45	0	\$0
Valley Tuition Organization	3	\$205,000	\$68,333	117	\$461,200	\$3,942	4	0	\$0
White Mountain Tuition Support Foundation	1	\$140,000	\$140,000	18	\$31,336	\$1,741	3	0	\$0
Yuma's Education Scholarship Fund for Kids	6	\$15,000	\$2,500	48	\$45,089	\$939	6	0	\$0
TOTALS	1,038	\$106,983,528	\$103,067	29,829	\$87,338,533	\$2,928	281	12,126	\$52,930,285

Table 8
FY2020 Low-Income Corporate Scholarships by Income Level

School Tuition Organization	Low-Income Corporate Scholarships	% of Scholarships to Families with	
		Income up to 185% of Poverty Level	Income from 185% to 342.25% of Poverty Level
AAA Scholarship Foundation	\$11,959,912	89.3%	10.7%
Academic Opportunity of Arizona	\$73,359	74.3%	25.7%
America's Scholarship Konnection Inc	\$607,923	34.0%	66.0%
Arizona Education and Scholarship Opportunity Program	\$1,507,212	56.8%	43.2%
Arizona Education First	\$11,000	Data not provided	Data not provided
Arizona Education Scholarship Foundation	\$94,630	54.7%	45.3%
Arizona Episcopal Schools Foundation	\$563,257	64.7%	35.3%
Arizona Independent Schools Scholarship Foundation	\$914,805	44.7%	55.3%
Arizona International Academy Scholarship Fund	\$31,500	100.0%	0.0%
Arizona Leadership Foundation	\$30,216,697	52.8%	47.2%
Arizona Lutheran Scholarship Organization	\$73,435	78.2%	22.6%
Arizona Private Education Scholarship Fund, Inc.	\$2,366,902	44.5%	55.5%
Arizona Private School Tuition Organization	\$203,248	31.8%	68.2%
Arizona School Choice Trust	\$1,384,631	59.6%	40.4%
Arizona Tax Credit	\$384,852	36.1%	63.9%
Arizona Tuition Connection	\$5,552,928	51.7%	48.3%
Arizona Tuition Organization	\$67,519	57.3%	42.7%
Arizona Waldorf Scholarship Foundation	\$98,383	36.3%	63.7%
Arizona's Catholic Tuition Support Organization (CTSO)	\$3,950,371	61.8%	38.2%
Best Student Fund	\$243,300	91.1%	8.9%
Brophy Community Foundation	\$6,056,382	72.4%	27.6%
Catholic Education Arizona	\$5,880,280	60.3%	39.7%
Chabad Tuition Organization	\$337,500	68.2%	31.8%
Christ Lutheran School Tuition Organization	\$28,139	77.8%	22.2%
Christian Scholarship Fund of Arizona	\$29,212	100.0%	0.0%
Cochise Christian School Tuition Organization	\$7,003	21.5%	78.5%
Community Tuition Grant Organization, Inc.	\$240,250	71.5%	28.5%
Corporate Tax Foundation	\$702,098	56.6%	43.4%
Financial Assistance for Independent Schools	\$182,176	38.1%	61.9%
Greater Arizona Inc.	\$413,444	90.7%	9.3%
Independent Schools Corporate Tax Foundation	\$884,586	53.4%	46.6%
Institute for Better Education (IBE)	\$1,533,583	51.5%	48.5%
Jewish Education Tax Credit Organization (JETCO)	\$189,050	51.4%	48.6%
Jewish Tuition Organization	\$1,098,963	0.0%	100.0%
Montessori Scholarship Organization	\$72,510	100.0%	0.0%
Northern Arizona Christian School Scholarship Fund	\$49,639	48.9%	51.1%

Table 8
FY2020 Low-Income Corporate Scholarships by Income Level

School Tuition Organization	Low-Income Corporate Scholarships	% of Scholarships to Families with	
		Income up to 185% of Poverty Level	Income from 185% to 342.25% of Poverty Level
Pappas Kids Schoolhouse Foundation	\$1,453,338	98.1%	1.9%
Private School Tuition Fund 123	\$104,177	43.0%	57.0%
School Choice Arizona, Inc.	\$4,346,951	41.0%	59.0%
School Tuition Association of Yuma	\$1,580,647	38.9%	61.1%
School Tuition Organization 4 Kidz	\$256,109	51.9%	48.1%
Students First Foundation	\$70,708	90.1%	9.9%
Tuition Organization for Private Schools	\$978,299	56.1%	43.9%
Valley Tuition Organization	\$461,200	53.9%	46.1%
White Mountain Tuition Support Foundation	\$31,336	100.0%	0.0%
Yuma's Education Scholarship Fund for Kids	\$45,089	68.0%	32.0%
TOTALS	\$87,338,533	59.5%	40.5%

DISABLED/DISPLACED CORPORATE INCOME TAX OR INSURANCE PREMIUM TAX CREDIT PROGRAM

The corporate income tax credit and insurance premium tax credit for contributions to school tuition organizations for scholarships for disabled/displaced students (disabled/displaced corporate) are governed by A.R.S. §§ 20-224.7, 43-1089.04, 43-1184 and Chapter 15 in Title 43. Sixty-two STOs were certified to receive corporate donations in FY2020. Statute limits the total amount of disabled/displaced corporate tax credit donations that may be made to STOs in a fiscal year, but there is no cap on the tax credit donation amount that can be made by a single corporation. S-corporations may make a donation to claim a tax credit on their corporate income taxes or the S-corporation may pass the credit through to its individual shareholders. In order for the S-corporation to pass the tax credit through to its individual shareholders, the sum of their corporate tax credit donations must be at least \$5,000.

The disabled/displaced corporate scholarship is available to K-12 students and preschool students with disabilities. Students receiving scholarships from the disabled/displaced corporate donations must meet one of the following requirements: student has a current or expired Multidisciplinary Evaluation Team (MET) report or Individual Education Plan (IEP) from an Arizona public school (for preschool and K-12); *OR* student has a current or expired 504 plan from an Arizona public school (for K-12 only); *OR* student was placed at one time in the Arizona foster care system (for K-12 only and must be verified by the Arizona Department of Child Safety). Additionally, the total amount of scholarships that a student can be awarded by all STOs is limited to 90% of state aid or the cost of tuition, whichever is less. For the 2019-2020 academic year the amount of 90% of state aid ranged from \$2,350 to \$34,422 depending on the student's grade and additional state aid for a special education category.

Disabled/Displaced Corporate Donation Approval

Donations to STOs for the purpose of receiving the disabled/displaced student corporate income tax credit or insurance premium tax credit are limited by statute to \$5 million in a fiscal year and the donations for the tax credit must be preapproved. The following table shows the statutory limitation compared to the donations approved and donations received by the STOs. The donations made by type of taxpayer are also included.

Disabled/Displaced Corporate Donations

Fiscal Year	Statutory Limitation	\$ Approved	\$ Received	# corporations	# insurance companies	# of S corporations
2010	\$5,000,000	\$1,478,880	\$1,478,880	2	4	
2011	\$5,000,000	\$1,079,000	\$1,029,000	3	5	
2012	\$5,000,000	\$283,000	\$283,000	1	5	
2013	\$5,000,000	\$3,580,350	\$3,505,350	6	8	
2014	\$5,000,000	\$3,112,745	\$2,957,765	19	8	
2015	\$5,000,000	\$5,025,000	\$5,000,000	11	17	
2016	\$5,000,000	\$5,325,000	\$5,000,000	13	12	13
2017	\$5,000,000	\$5,147,000	\$5,000,000	9	15	10
2018	\$5,000,000	\$5,000,000	\$5,000,000	4	4	6
2019	\$5,000,000	\$5,000,000	\$5,000,000	10	6	34
2020	\$5,000,000	\$5,973,400	\$5,000,000	7	6	29

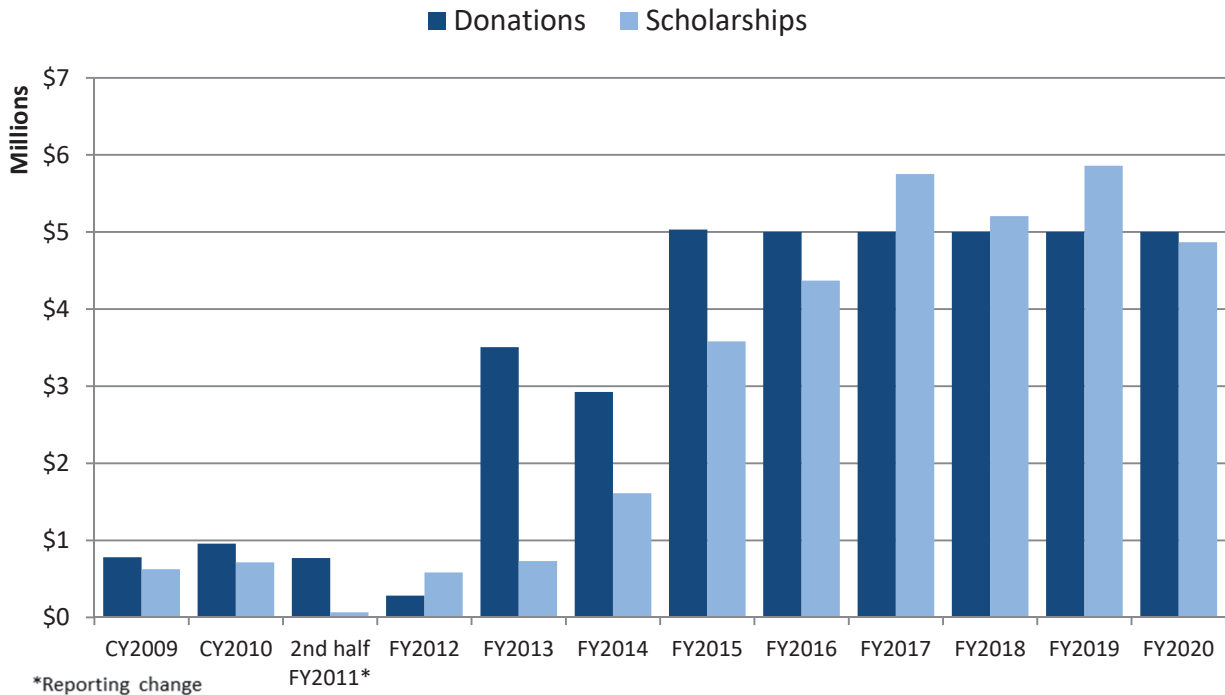
There were 76 donations approved and 45 donations received in FY2020 for the disabled/displaced corporate tax credit. The 45 donations received came from 42 corporations. Six of the 42 corporations were insurance companies donating \$3,591,100 and twenty-nine were S-corporations donating \$993,900. For FY2020, the average disabled/displaced corporate donation received by STOs was \$111,111.

The range of the 45 donations made to the STOs is shown in the following table. Note that there are companies that make donations to multiple STOs and this data summarizes the donations made and are not aggregated by corporation.

Disabled/Displaced Corporate Donations by Size

Donation Size	# donations	Donation Size	# donations
\$10,000 or less	16	\$50,001 to \$75,000	5
\$10,001 to \$20,000	5	\$100,001 and over	7
\$20,001 to \$50,000	12		

Growth in Disabled/Displaced Corporate Credit Program



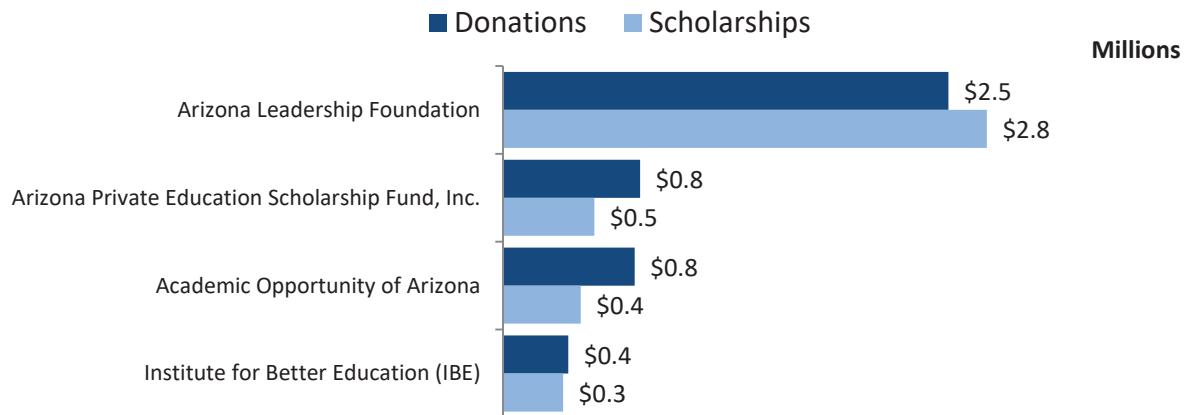
The following table shows the number of STOs collecting disabled/displaced corporate donations in each reporting period, the number of donations and the amount of tax credit donations. The percentage change is calculated for prior year amounts reported. No percentage change is calculated for FY2011 as this is the first fiscal year reporting period. The table also shows the number of STOs providing disabled/displaced corporate scholarships in each period, the number of scholarships and the amount of scholarships paid. As with the donations data, no percentage change is calculated for FY2011 as this was the first fiscal year reporting period. Please note that the number of scholarships paid does not equate to the number of students receiving scholarships. Many families seek scholarships from multiple STOs, resulting in one child being counted several times in the scholarship counts.

The totals below do not include donation transfers from one STO to another as a result of an STO closure. The donation amounts would have been initially recorded as donations received by the closing STO in the same fiscal year or possibly in a prior fiscal year. For FY2020, STOs received \$49,500 in Disabled/Displaced donation transfers from closing STOs. The receiving STOs are required to award 90% of the transferred amount as scholarships to eligible students attending qualified schools.

DISABLED/DISPLACED CORPORATE INCOME TAX CREDIT PROGRAM

Reporting Year	Disabled/Displaced Corporate Donations				Disabled/Displaced Corporate Scholarships			
	# of STOs	# donations	\$ Amount	% change	# of STOs	# scholarships	\$ Amount	% change
CY2009	4	6	\$781,000		5	114	\$625,335	
CY2010	5	8	\$956,880	22.5%	6	166	\$715,424	14.4%
FY2011	5	13	\$1,204,000	25.8%	5	114	\$559,333	-21.8%
FY2012	3	6	\$283,000	-76.5%	5	119	\$583,865	4.4%
FY2013	8	17	\$3,505,350	1138.6%	6	217	\$731,231	25.2%
FY2014	11	29	\$2,925,845	-16.5%	8	346	\$1,611,469	120.4%
FY2015	12	31	\$5,031,920 ¹⁴	72.0%	12	806	\$3,581,873	122.3%
FY2016	12	40	\$5,000,000	-0.6%	14	934	\$4,370,439	22.0%
FY2017	12	40	\$5,000,000	0.0%	18	1,103	\$5,750,839	31.6%
FY2018	4	15	\$5,000,000	0.0%	14	1,162	\$5,205,607	-9.5%
FY2019	14	51	\$5,000,000	0.0%	14	1,105	\$5,860,589	12.6%
FY2020	10	46	\$5,000,000	0.0%	11	964	\$4,867,008	-17.0%

Top 4 STOs by FY2020 Disabled/Displaced Corporate Donations



FY2020 Disabled/Displaced Corporate Donations and Scholarships

Table 9 (pg. 46) shows the number, amount and average of the FY2020 disabled/displaced corporate donations received by STO. In addition, the number and amount of scholarships paid by STO as well as the average scholarships¹⁵ and number of schools receiving scholarships is included. This table also provides the number and amount of disabled/displaced corporate future reserved scholarships reported by each STO.

- Arizona Leadership Foundation received the most disabled/displaced corporate donations totaling \$2,536,100 or 50% of total donations. Arizona Private Education Scholarship Fund, Inc. received the largest number of donations at 16 or 35% of the total.

¹⁴ Total donations reported for FY15 were greater than the cap due to monies received at the end of FY14 approved under the FY14 cap that were not deposited until FY15.

¹⁵ The STO average scholarship calculation will include double counting if a student attends two different private schools during the year and an STO awards the student scholarships to both schools.

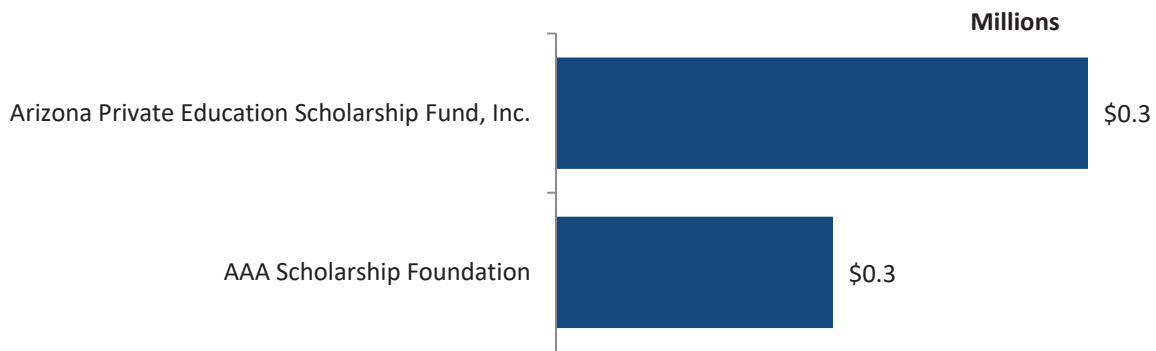
- Arizona Leadership Foundation paid the highest amount of disabled/displaced corporate scholarships (\$2,755,321 or 57% of the total) and awarded the largest number of scholarships (419 scholarships or 44% of the total).
- AAA Scholarship Foundation awarded the largest average disabled/displaced corporate scholarship of \$14,335.
- Arizona Leadership Foundation awarded disabled/displaced corporate scholarships to a total of 74 schools.
- Two STOs provided disabled/displaced corporate scholarships to the required minimum of two private schools.

There were two STOs that provided disabled/displaced corporate scholarships to only one private school. When verifying an STO’s compliance with the statutory requirement to not limit scholarships to only one school, both the low-income and disabled/displaced corporate scholarship programs are reviewed together. Based on information provided by the STOs, none were considered in violation.

Future Reserved Disabled/Displaced Corporate Scholarships

STOs also reserved scholarships for specific students for future years. Four STOs reserved an additional \$686,309 in the disabled/displaced corporate donation program, which constituted 118 scholarships. Arizona Private Education Scholarship Fund, Inc. reported in FY2020 reserving the largest amount of disabled/displaced corporate donations for future year scholarships of \$330,385 for 92 students. It should be noted that a portion of the reserved future year awards reported by STOs may be for scholarships to be awarded in the upcoming academic year.

STOs Reporting Future Reserved Disabled/Displaced Corporate Scholarships Greater than \$100,000 in FY2020



FY2020 Disabled/Displaced Corporate Scholarships by Income Level

STOs are required to report the percentage of scholarship dollars that go to families with income of 185% or less of poverty level and the percentage of scholarship dollars that go to families with income ranging from above 185% of poverty level to 342.25% of poverty level. For the 2019-2020 academic year, 342.25% of the federal poverty level for a household of four was \$88,129.

Overall Share of FY2020 Disabled/Displaced Corporate Scholarships by Family Income

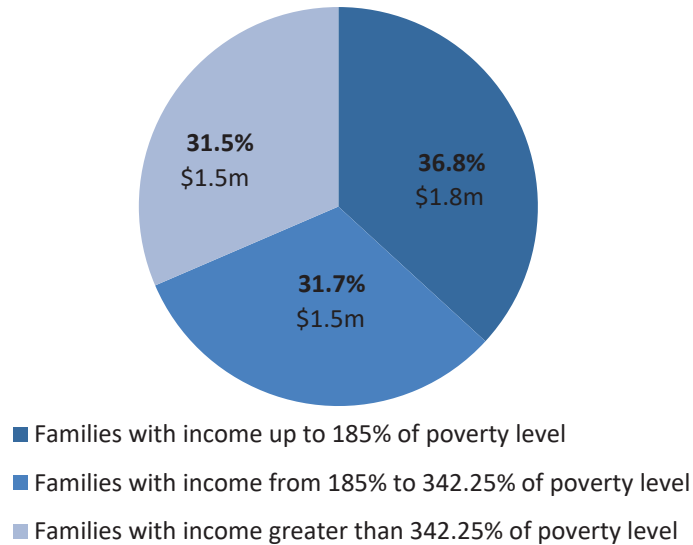


Table 10 (pg. 47) shows the percentages for each STO. One organization gave 100% of their disabled/displaced corporate scholarships to children in families with income up to 342.25% of the poverty level. There were five STOs that gave more than 50% of their disabled/displaced corporate scholarships to children of families with income greater than 342.25% of poverty level.

Disabled/Displaced Corporate Credit Program 90/10 Calculation

All STOs certified to collect disabled/displaced corporate donations in FY2020 were evaluated as to their status in relation to the requirement that 90% of all revenue must be paid out in scholarships. From an administrative viewpoint, no STO is expected to pay out 90% of donations it receives in the current year for scholarships the same year. There will always be a lag between revenue received and revenue paid out and it does not mean that an STO with a percentage of less than 90% is in violation of the law. The 90% requirement is evaluated using two different methods: 1) a review of total donations and scholarships over the life of the STO and 2) calculating 90% of credit donations received in a particular fiscal year and tracking the amount to be awarded within the following two fiscal years. The following table shows the lifetime percentage calculated based on total donations and scholarships (method #1) for those STOs certified to receive disabled/displaced corporate donations in FY2020.

Disabled/Displaced Corporate Credit Program Lifetime 90/10 Ratios

School Tuition Organization	Ratio	School Tuition Organization	Ratio
Dynamite Montessori Foundation	101.5%	Arizona School Choice Trust	89.5%
AAA Scholarship Foundation	98.1%	Tuition Organization for Private Schools	89.4%
Arizona Education Scholarship Foundation	93.6%	America's Scholarship Konnection Inc	83.8%
Yuma's Education Scholarship Fund for Kids	92.5%	Financial Assistance for Independent Schools	80.1%
Arizona's Catholic Tuition Support Organization (CTSO)	91.1%	School Choice Arizona, Inc.	76.2%
Arizona Leadership Foundation	91.1%	Institute for Better Education (IBE)	75.6%
Arizona Private Education Scholarship Fund, Inc.	90.8%	Academic Opportunity of Arizona	71.9%
Arizona Tuition Connection	90.1%		

One STO has a percentage greater than 100% because scholarships reported were paid with revenue that was not tax credit donations or due to reserved scholarships for specific students in future years. No STOs had a lifetime ratio below 50.0. These percentages are being monitored annually and if STOs with low percentages do not improve, ADOR will review that program to determine the reason. Based on the yearly 90% calculation (method #2), there were no STOs in violation of the 90% requirement.

Table 9
FY2020 Disabled/Displaced Corporate Donations and Scholarships by School Tuition Organization

School Tuition Organization	Donations			Scholarships			# of Schools	Future Reserved Scholarships	
	#	\$ Amount	Average	#	\$ Amount	Average		#	\$ Amount
AAA Scholarship Foundation	0	\$0		22	\$315,373	\$14,335	16	13	\$296,674
Academic Opportunity of Arizona	3	\$750,000	\$250,000	39	\$443,814	\$11,380	17	0	\$0
America's Scholarship Konnection Inc	1	\$25,000	\$25,000	13	\$48,855	\$3,758	2	12	\$48,000
Arizona Education Scholarship Foundation	1	\$5,000	\$5,000	3	\$4,750	\$1,583	2	0	\$0
Arizona Leadership Foundation	2	\$2,536,100	\$1,268,050	419	\$2,755,321	\$6,576	74	0	\$0
Arizona Private Education Scholarship Fund, Inc.	16	\$780,900	\$48,806	118	\$521,235	\$4,417	39	92	\$330,385
Arizona's Catholic Tuition Support Organization (CTSO)	2	\$35,000	\$17,500	44	\$76,599	\$1,741	19	0	\$0
Dynamite Montessori Foundation	0	\$0		0	\$0		0	1	\$11,250
Financial Assistance for Independent Schools	4	\$175,000	\$43,750	24	\$112,335	\$4,681	1	0	\$0
Institute for Better Education (IBE)	8	\$372,500	\$46,563	237	\$343,028	\$1,447	72	0	\$0
School Choice Arizona, Inc.	8	\$270,500	\$33,813	33	\$191,735	\$5,810	7	0	\$0
Tuition Organization for Private Schools	1	\$50,000	\$50,000	12	\$53,963	\$4,497	1	0	\$0
TOTALS	46	\$5,000,000	\$108,696	964	\$4,867,008	\$5,048.76	119	118	\$686,309

Table 10
FY2020 Disabled/Displaced Corporate Scholarships by Income Level

School Tuition Organization	Disabled/Displaced Corporate Scholarships	% of Scholarships to Families with		
		Income up to 185% of Poverty Level	Income from 185% to 342.25% of Poverty Level	Remaining %
AAA Scholarship Foundation	\$315,373	18.0%	23.6%	58.4%
Academic Opportunity of Arizona	\$443,814	63.4%	28.7%	7.9%
America's Scholarship Konnection Inc	\$48,855	95.2%	4.8%	0.0%
Arizona Education Scholarship Foundation	\$4,750	0.0%	33.0%	67.0%
Arizona Leadership Foundation	\$2,755,321	40.4%	37.9%	21.7%
Arizona Private Education Scholarship Fund, Inc.	\$521,235	19.3%	19.5%	61.2%
Arizona's Catholic Tuition Support Organization (CTSO)	\$76,599	33.1%	42.9%	23.9%
Financial Assistance for Independent Schools	\$112,335	3.9%	10.8%	85.4%
Institute for Better Education (IBE)	\$343,028	20.2%	30.6%	49.2%
School Choice Arizona, Inc.	\$191,735	29.9%	19.3%	50.7%
Tuition Organization for Private Schools	\$53,963	66.4%	8.7%	24.9%
TOTALS	\$4,867,008	50.4%	27.9%	21.8%

SCHOLARSHIPS BY PRIVATE SCHOOL

STOs provide scholarships from the tax credit donations to students attending qualified Arizona private schools. A qualified school is a preschool that offers services to students with disabilities, and a nongovernmental primary or secondary school (K-12) that is located in this state and that does not discriminate based on race, color, disability, familial status or national origin. All teaching staff and personnel who have unsupervised contact with students are required to be fingerprinted. A qualified school does not include a charter school or any program operated by a charter school.

In terms of where the scholarship money went within Arizona, 65% of the scholarships and 65% of the scholarship money went to schools located in Maricopa County. Schools in thirteen of the fifteen counties received scholarship money. The following map shows the number of scholarships, the amount of scholarships and the average scholarship paid out by county in FY2020 for all four programs.

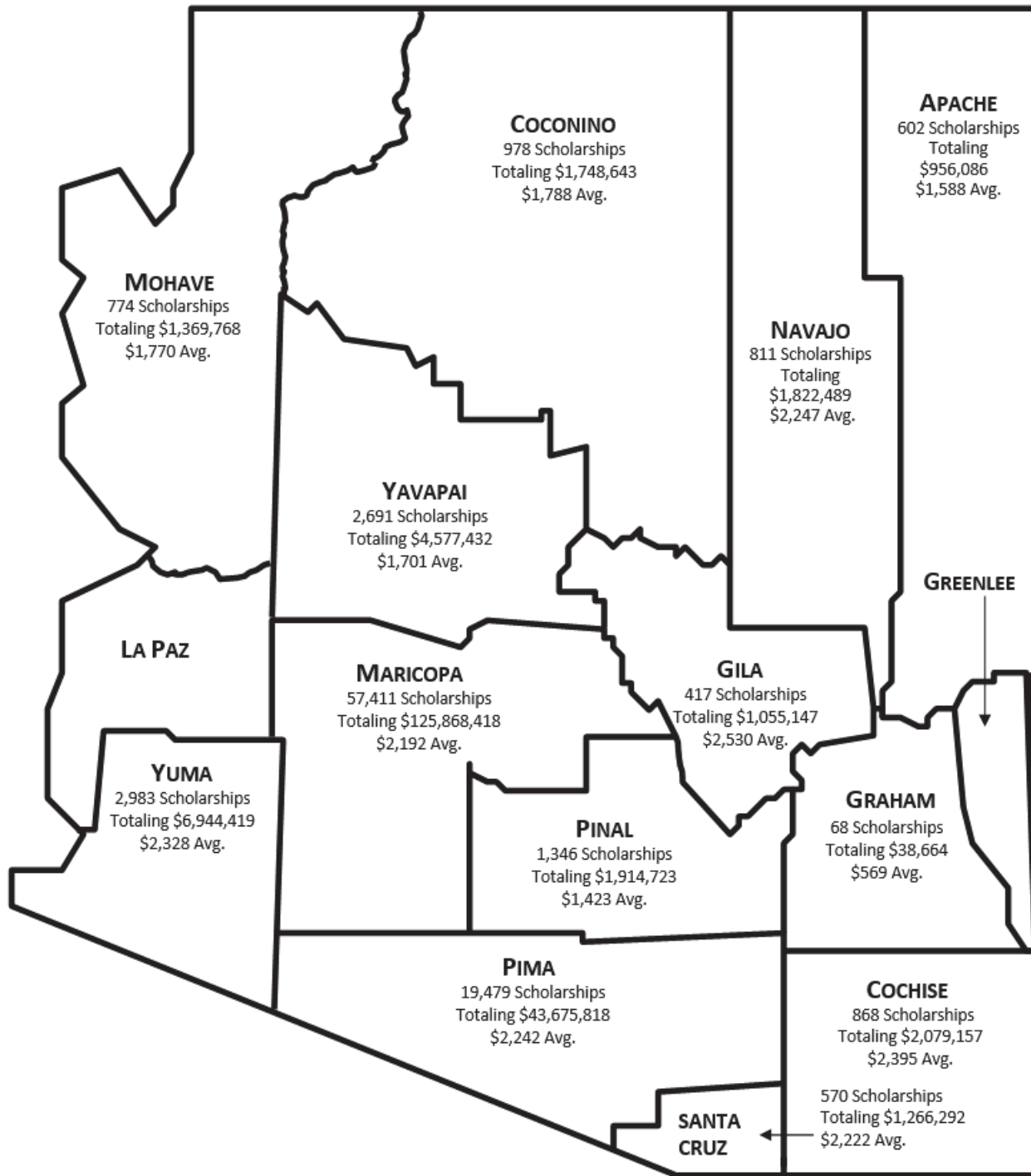


Table 11 (pg. 50) shows the cities or towns within which scholarship money was received, the number of scholarships, total scholarships and the average scholarship amount. The plurality of scholarship money and number of scholarships went to students attending private schools within the City of Phoenix. Private schools located in Phoenix received \$69,242,606 or 36% of the total scholarship amount from all credit programs. The largest average scholarship for a city or town was \$4,892 for a school located in Lakeside.

Table 11
FY2020 Total Scholarships - All Credit Programs by Location of Private School

City/Town	#	\$ Amount	Average
Anthem	32	\$61,657	\$1,927
Avondale	1,559	\$2,126,934	\$1,364
Bapchule	783	\$797,810	\$1,019
Benson	16	\$8,770	\$548
Bisbee	33	\$53,403	\$1,618
Buckeye	160	\$241,626	\$1,510
Bullhead City	7	\$4,200	\$600
Bylas	42	\$21,809	\$519
Camp Verde	146	\$205,814	\$1,410
Carefree	1	\$685	\$685
Casa Grande	477	\$933,726	\$1,957
Cave Creek	582	\$998,009	\$1,715
Chandler	4,925	\$10,803,898	\$2,194
Cordes Lakes	1	\$1,521	\$1,521
Cottonwood	817	\$1,592,850	\$1,950
Douglas	201	\$977,057	\$4,861
El Mirage	12	\$5,251	\$438
Flagstaff	956	\$1,711,483	\$1,790
Florence	51	\$137,276	\$2,692
Fort Mohave	2	\$1,219	\$610
Gilbert	3,955	\$9,927,487	\$2,510
Glendale	3,046	\$5,444,110	\$1,787
Globe	1	\$4,500	\$4,500
Goodyear	1,707	\$2,556,425	\$1,498
Green Valley	32	\$49,711	\$1,553
Holbrook	33	\$48,091	\$1,457
Kingman	219	\$392,812	\$1,794
Lake Havasu City	546	\$971,537	\$1,779
Lakeside	7	\$34,247	\$4,892
Laveen	9	\$16,815	\$1,868
Litchfield Park	402	\$526,861	\$1,311
Maricopa	7	\$10,370	\$1,481
Mayer	43	\$194,895	\$4,532
Mesa	2,434	\$4,783,530	\$1,965
Nogales	570	\$1,266,292	\$2,222
Oro Valley	206	\$577,880	\$2,805
Page	22	\$37,161	\$1,689
Paradise Valley	1,083	\$3,828,747	\$3,535
Payson	204	\$447,205	\$2,192
Peoria	280	\$703,142	\$2,511
Peridot	34	\$25,266	\$743
Phoenix	31,270	\$69,242,606	\$2,214
Picacho	5	\$8,963	\$1,793
Prescott	1,552	\$2,273,480	\$1,465
Queen Creek	113	\$289,161	\$2,559

Table 11
FY2020 Total Scholarships - All Credit Programs by Location of Private School

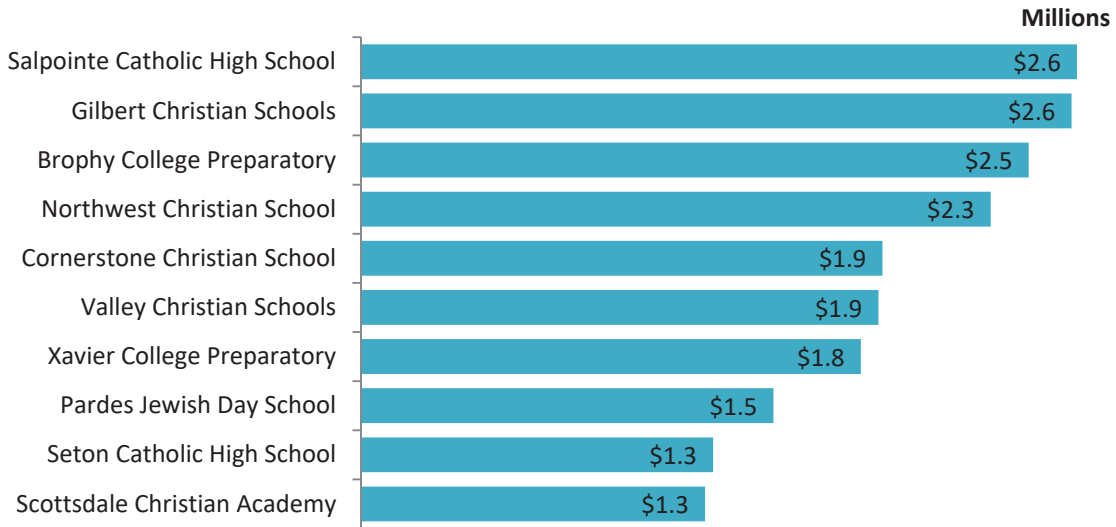
City/Town	#	\$ Amount	Average
Rock Point	69	\$230,874	\$3,346
Safford	26	\$16,856	\$648
San Carlos	178	\$578,176	\$3,248
San Tan Valley	23	\$26,577	\$1,156
Scottsdale	3,746	\$10,116,097	\$2,701
Sedona	132	\$308,872	\$2,340
Show Low	531	\$1,316,350	\$2,479
Sierra Vista	577	\$1,000,762	\$1,734
St. Michael	533	\$725,212	\$1,361
Sun Valley	70	\$126,661	\$1,809
Surprise	73	\$94,052	\$1,288
Tempe	1,604	\$3,342,917	\$2,084
Tucson	19,210	\$43,009,697	\$2,239
Vail	31	\$38,531	\$1,243
Whiteriver	62	\$67,846	\$1,094
Wickenburg	399	\$735,871	\$1,844
Willcox	41	\$39,165	\$955
Winslow	108	\$229,294	\$2,123
Youngtown	19	\$22,536	\$1,186
Yuma	2,983	\$6,944,419	\$2,328
TOTAL	88,998	\$193,317,056	\$2,172

Total may not match data in other tables due to missing school information.

FY2020 Scholarships by Private School

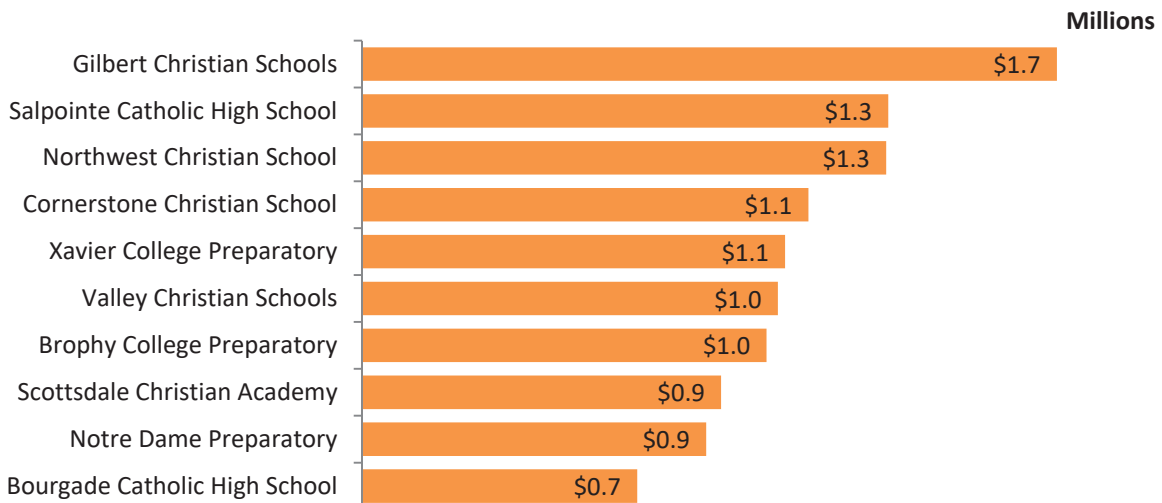
STOs provided scholarships from all four credit programs to 354 private schools in FY2020. There were 43 private schools that received scholarship money from 11 or more STOs. One private school, Xavier College Preparatory, received scholarships from 22 STOs. Of the 354 private schools, 81 received scholarship money from only one STO. Table 12 (pg. 56) lists the 354 private schools with students that received scholarship money from one or more of the four credit programs in FY2020. In addition, the total average scholarship for all credit programs and the sum of future reserved scholarships for all credit programs are provided.

Top 10 Private Schools by Original Individual Scholarships in FY2020



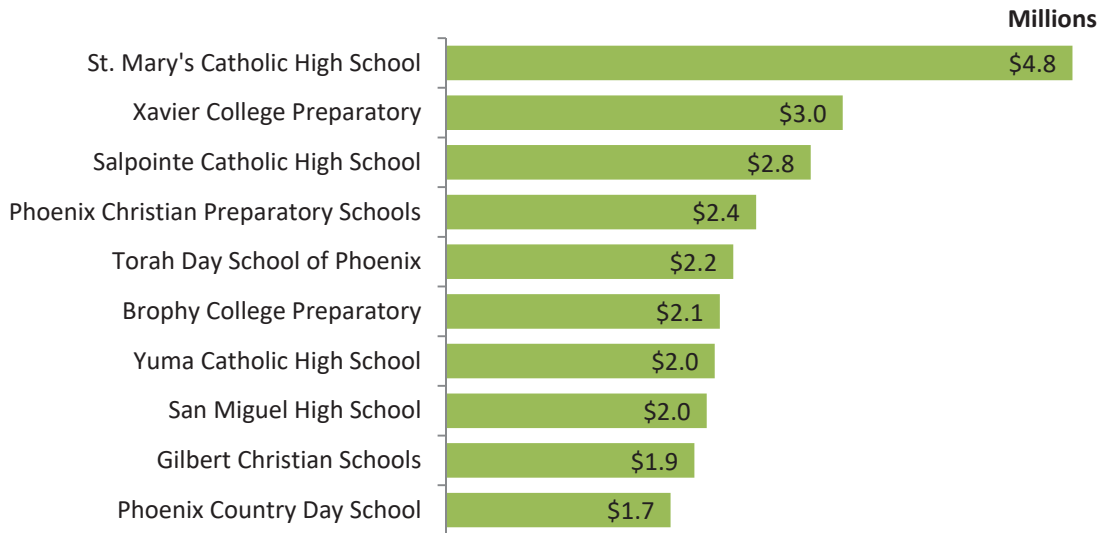
Original Individual Scholarships – Thirteen private schools received more than \$1.0 million in original individual scholarships in FY2020. Northwest Christian School received the largest number of original individual scholarships totaling 1,449 while Golladay School had the largest average original individual scholarship of \$22,350.

Top 10 Private Schools by Switcher Individual Scholarships in FY2020



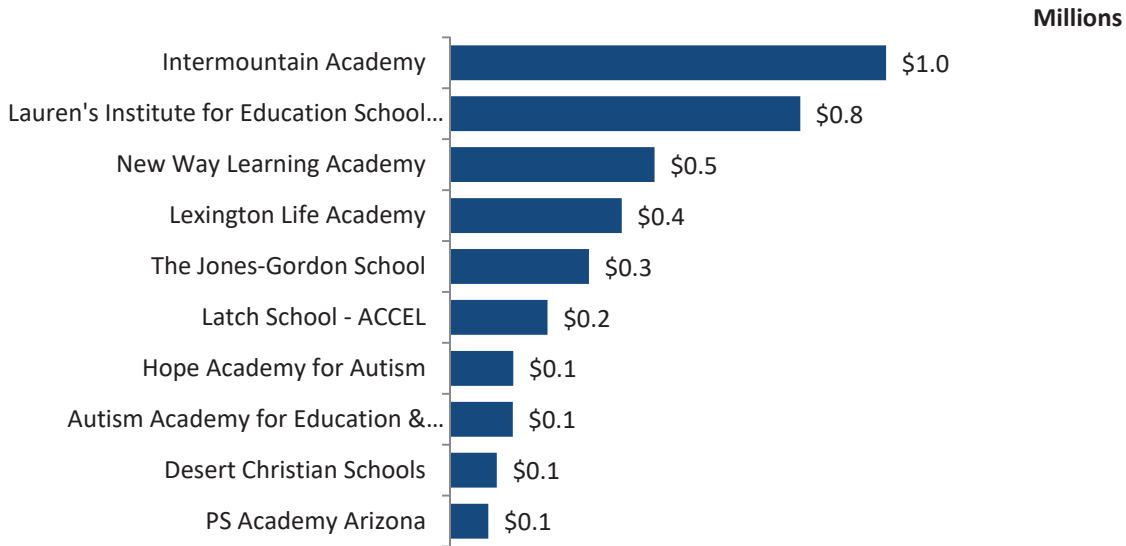
Switcher Individual Scholarships – Seven private schools received more than \$1.0 million in switcher individual scholarships in FY2020. Northwest Christian School received the largest number of switcher individual scholarships totaling 980 while Golladay School had the largest average switcher individual scholarship of \$14,063.

Top 10 Private Schools by Low-Income Corporate Scholarships in FY2020



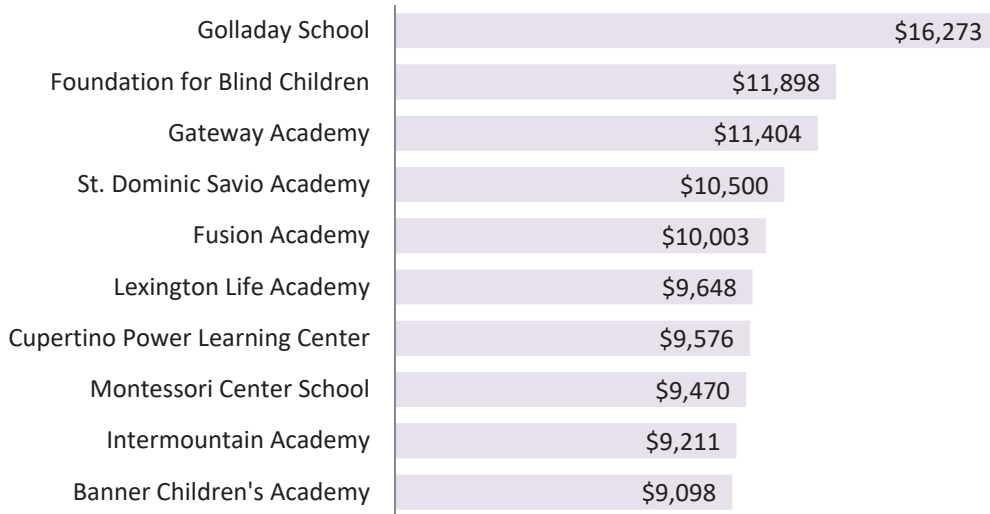
Low-Income Corporate Scholarships – Twenty-four private schools received more than \$1.0 million in low-income corporate scholarships in FY2020. St. Mary's Catholic High School received the largest number of low-income corporate scholarships totaling 997 while Banner Children's Academy and Brightmont Academy tied for the largest average low-income corporate scholarship of \$6,800.

Top 10 Private Schools by Disabled/Displaced Corporate Scholarships in FY2020



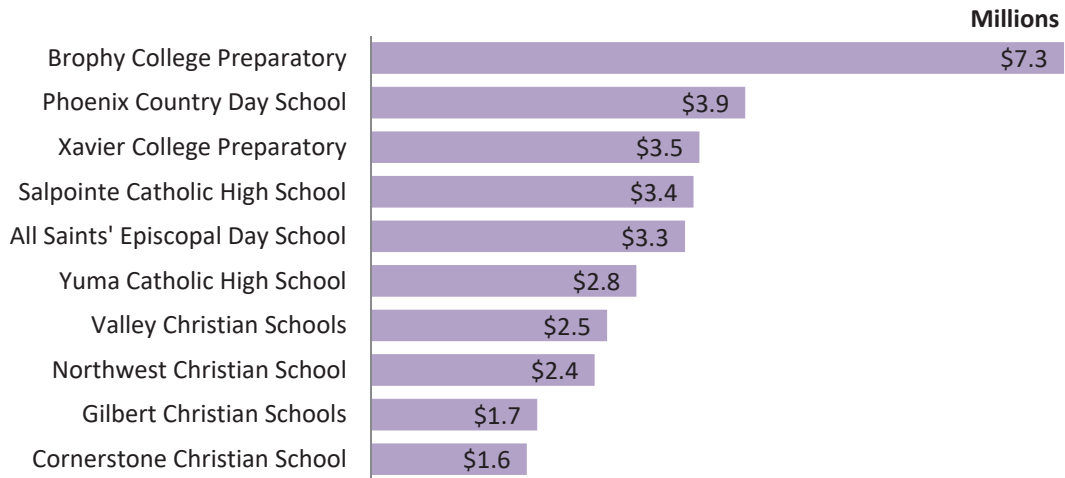
Disabled/Displaced Corporate Scholarships – No private schools received more than \$1.0 million in disabled/displaced corporate scholarships in FY2020. New Way Learning Academy received the largest number of disabled/displaced corporate scholarships totaling 78 while Intermountain Academy had the largest average disabled/displaced corporate scholarship of \$22,904.

Top 10 Private Schools by Total Average Scholarship in FY2020



Total Average Scholarships – The FY2020 total overall average scholarship for all credit programs was \$2,172. Five private schools received scholarships from one or more of the credit programs that provided an overall average scholarship greater than \$10,000.

Top 10 Private Schools with Future Reserved Scholarships in FY2020



Future Reserved Scholarships for All Credit Programs – In FY2020 STOs reported future reserved scholarships for students attending 287 private schools. Those students who have not identified a private school to the STO at the time of the report (scholarships for new applicants reserved for following academic year or students that will be transitioning to a different school) are included in the “Data not provided” category. Twenty-six private schools were reported by STOs to have students with future reserved scholarships greater than \$1 million from one or more of the credit programs. Xavier College Preparatory has the largest number of students with future reserved scholarships at 1,416. It should be noted that a portion of the reserved future year awards reported by STOs may be for scholarships to be awarded in the upcoming academic year.

Table 12
FY2020 Scholarships by Private School

Private School	FY20 Scholarships									Future Reserved Scholarships							
	Original Individual		Switcher Individual		Low-Income Corporate		Disabled/Displaced Corporate		Total Average	Original Individual		Switcher Individual		Low-Income Corporate		Disabled/Displaced Corporate	
	Number	\$ Amount	Number	\$ Amount	Number	\$ Amount	Number	\$ Amount	Scholarship	Number	\$ Amount	Number	\$ Amount	Number	\$ Amount	Number	\$ Amount
2nd Street Children's School	13	\$41,513	13	\$26,773	0	\$0	0	\$0	\$2,626	2	\$2,764	0	\$0	0	\$0	0	\$0
91st Psalm Christian School	88	\$113,431	57	\$57,507	29	\$69,895	1	\$500	\$1,379	15	\$34,212	13	\$22,407	14	\$61,660	0	\$0
Ace Academy	3	\$6,370	2	\$2,594	0	\$0	0	\$0	\$1,793	2	\$1,380	2	\$2,097	0	\$0	0	\$0
ACES (Austin Centers for Exceptional Students)	5	\$16,918	5	\$2,500	0	\$0	0	\$0	\$1,942	1	\$4,514	0	\$0	0	\$0	0	\$0
Acton Academy	13	\$19,703	3	\$8,919	0	\$0	0	\$0	\$1,789	0	\$0	0	\$0	0	\$0	0	\$0
Adobe Adventist Christian School	4	\$13,301	3	\$9,086	7	\$31,625	0	\$0	\$3,858	0	\$0	0	\$0	14	\$64,400	0	\$0
Adobe Montessori	1	\$458	0	\$0	0	\$0	0	\$0	\$458	1	\$7,709	1	\$3,547	0	\$0	0	\$0
Ahwatukee Foothills Montessori	14	\$49,208	15	\$43,187	0	\$0	0	\$0	\$3,186	7	\$30,402	6	\$17,070	0	\$0	0	\$0
Aldea Montessori	10	\$23,730	9	\$10,855	2	\$10,600	0	\$0	\$2,152	1	\$3,074	1	\$1,041	0	\$0	0	\$0
Aleph Bet Kindergarten	0	\$0	16	\$125,050	20	\$91,350	0	\$0	\$6,011	0	\$0	0	\$0	0	\$0	0	\$0
Al-Huda School	30	\$97,714	16	\$58,689	17	\$23,600	0	\$0	\$2,857	0	\$0	0	\$0	0	\$0	0	\$0
All Saints Catholic School (Our Lady of the Mountains)	99	\$140,764	30	\$36,694	53	\$190,479	3	\$1,500	\$1,997	62	\$108,616	22	\$35,654	0	\$0	0	\$0
All Saints' Episcopal Day School	174	\$477,606	131	\$363,522	216	\$1,033,231	0	\$0	\$3,598	17	\$43,388	18	\$43,288	139	\$3,215,700	0	\$0
Ambassador Christian Academy	34	\$54,002	25	\$31,227	32	\$142,960	0	\$0	\$2,508	24	\$35,809	19	\$21,335	4	\$7,000	0	\$0
American Family Education	40	\$26,272	8	\$3,272	19	\$46,610	0	\$0	\$1,137	0	\$0	0	\$0	0	\$0	0	\$0
American Indian Christian School	21	\$69,129	13	\$51,219	14	\$280	0	\$0	\$2,513	1	\$281	3	\$4,239	0	\$0	0	\$0
Annunciation Catholic School	185	\$293,487	182	\$229,456	65	\$93,808	1	\$4,337	\$1,434	69	\$127,234	52	\$84,965	40	\$19,583	1	\$8,998
Apache Baptist Academy	20	\$11,967	16	\$8,288	6	\$1,553	0	\$0	\$519	2	\$450	5	\$1,354	0	\$0	0	\$0
Apostolic Faith Center Christian Academy	1	\$1,500	1	\$1,500	8	\$18,000	0	\$0	\$2,100	1	\$1,500	1	\$1,500	7	\$15,300	0	\$0
Arcadia Montessori	0	\$0	0	\$0	0	\$0	0	\$0	\$0	2	\$3,523	1	\$2,812	0	\$0	0	\$0
Arizona Christian Academy	3	\$9,365	2	\$877	0	\$0	0	\$0	\$2,048	0	\$0	0	\$0	0	\$0	0	\$0
Arizona Cultural Academy	245	\$413,344	138	\$222,694	238	\$737,459	0	\$0	\$2,212	122	\$254,000	88	\$136,886	15	\$15,000	0	\$0
Arizona International Academy	6	\$25,500	0	\$0	7	\$34,500	0	\$0	\$4,615	0	\$0	0	\$0	0	\$0	0	\$0
Arizona Jr/Sr High School	1	\$900	0	\$0	0	\$0	0	\$0	\$900	0	\$0	0	\$0	0	\$0	0	\$0
Arizona Lutheran Academy	200	\$452,327	105	\$183,961	112	\$411,573	4	\$7,736	\$2,507	28	\$65,786	15	\$27,073	57	\$313,000	1	\$9,827
Arrowhead Christian Academy	151	\$188,582	114	\$96,225	119	\$264,575	2	\$5,237	\$1,437	34	\$41,507	33	\$38,655	87	\$391,775	0	\$0
Arrowhead Montessori School	38	\$104,951	29	\$40,360	18	\$44,969	0	\$0	\$2,239	5	\$15,512	6	\$6,021	0	\$0	0	\$0
Ascension Lutheran School	10	\$54,000	10	\$9,500	0	\$0	0	\$0	\$3,175	3	\$3,267	0	\$0	0	\$0	0	\$0
Atonement Lutheran School	60	\$84,682	45	\$50,535	20	\$11,672	0	\$0	\$1,175	6	\$4,122	3	\$2,644	0	\$0	0	\$0
Autism Academy for Education & Development	11	\$44,805	10	\$30,930	1	\$2,500	8	\$137,478	\$7,190	8	\$14,169	7	\$17,953	0	\$0	2	\$54,182
Awakening Seed School	39	\$142,597	30	\$81,705	11	\$21,260	2	\$1,187	\$3,009	18	\$53,785	15	\$27,619	0	\$0	0	\$0
AZ Aspire Academy	7	\$28,324	4	\$24,154	1	\$1,500	2	\$6,710	\$4,335	2	\$4,350	3	\$4,760	0	\$0	0	\$0
Banner Children's Academy	6	\$55,358	4	\$15,815	1	\$6,800	6	\$76,699	\$9,098	0	\$0	0	\$0	1	\$13,600	0	\$0
Bayer Private School	26	\$57,059	23	\$38,845	11	\$57,660	0	\$0	\$2,559	20	\$37,500	13	\$25,000	17	\$72,800	0	\$0
Beautiful Savior Academy	19	\$30,479	13	\$13,836	0	\$0	0	\$0	\$1,385	2	\$2,927	4	\$1,524	0	\$0	0	\$0
Bella Montessori School	3	\$4,070	3	\$1,745	0	\$0	0	\$0	\$969	0	\$0	0	\$0	0	\$0	0	\$0
Bella Vista College Preparatory School	18	\$15,725	3	\$5,055	55	\$355,000	1	\$2,000	\$4,906	0	\$0	0	\$0	5	\$34,500	0	\$0
Bethany Christian School	0	\$0	0	\$0	0	\$0	0	\$0	\$360	9	\$7,643	5	\$10,138	0	\$0	0	\$0
Black Mountain Science Academy	12	\$29,725	7	\$17,797	1	\$20	0	\$0	\$2,377	3	\$4,504	2	\$1,740	0	\$0	0	\$0
Blessed Sacrament Kindergarten	8	\$73,371	11	\$65,940	3	\$1,368	0	\$0	\$6,395	1	\$1,938	2	\$3,491	0	\$0	0	\$0
Blossom Park AZ	1	\$360	0	\$0	0	\$0	0	\$0	\$360	0	\$0	0	\$0	0	\$0	0	\$0
Bourgade Catholic High School	537	\$1,128,725	484	\$686,780	605	\$1,401,540	21	\$41,422	\$1,978	440	\$711,808	352	\$291,618	301	\$403,741	0	\$0
Breakthrough Academy	1	\$5,835	1	\$1,583	2	\$12,267	1	\$2,000	\$4,337	0	\$0	0	\$0	0	\$0	0	\$0
Bridges Preschool & Kindergarten	9	\$10,141	14	\$7,524	2	\$4,500	0	\$0	\$887	0	\$0	0	\$0	0	\$0	0	\$0
Brightmont Academy	5	\$45,390	10	\$36,385	1	\$6,800	0	\$0	\$5,536	0	\$0	0	\$0	0	\$0	0	\$0
Brophy College Preparatory	746	\$2,469,077	375	\$1,009,864	340	\$2,079,375	0	\$0	\$3,804	381	\$1,354,735	177	\$526,355	370	\$5,412,719	0	\$0
Calvary Chapel Christian School	205	\$381,837	141	\$191,535	115	\$263,966	4	\$6,000	\$1,814	48	\$43,646	43	\$45,208	21	\$135,550	0	\$0
Calvary Christian Academy	190	\$450,518	155	\$224,485	10	\$3,540	0	\$0	\$1,911	74	\$152,793	46	\$62,862	0	\$0	0	\$0
Camelback Christian School	3	\$8,397	4	\$3,383	2	\$5,720	0	\$0	\$1,944	1	\$1,440	0	\$0	0	\$0	0	\$0
Camelback Desert School	1	\$1,000	1	\$450	0	\$0	0	\$0	\$725	0	\$0	0	\$0	0	\$0	0	\$0
Camp Verde United Christian School	36	\$46,927	25	\$16,376	43	\$88,609	0	\$0	\$1,461	0	\$0	0	\$0	0	\$0	0	\$0
Carden Christian Academy Central	32	\$30,032	31	\$15,731	7	\$23,463	3	\$5,550	\$1,024	2	\$3,445	2	\$1,256	2	\$11,200	0	\$0
Carefree Christian Academy	22	\$61,130	20	\$35,966	8	\$8,500	0	\$0	\$2,112	0	\$0	1	\$20	3	\$3,000	0	\$0
Caritas Academy	7	\$14,504	6	\$8,302	0	\$0	0	\$0	\$1,754	2	\$1,259	1	\$425	0	\$0	0	\$0
Casa del Nino Bilingual Montessori School	16	\$53,303	15	\$12,177	3	\$14,000	0	\$0	\$2,338	0	\$0	0	\$0	0	\$0	0	\$0
Casa Ninos School of Montessori	2	\$3,551	3	\$3,906	0	\$0	0	\$0	\$1,491	0	\$0	0	\$0	0	\$0	0	\$0
Casas Christian School	265	\$475,069	258	\$311,085	209	\$539,296	44	\$67,072	\$1,794	82	\$169,276	87	\$155,312	0	\$0	0	\$0
Castlehill Country Day School	40	\$82,386	36	\$76,170	12	\$47,947	0	\$0	\$2,347	5	\$5,767	5	\$5,858	0	\$0	0	\$0
Cave Creek Montessori	7	\$20,080	10	\$23,815	2	\$7,150	0	\$0	\$2,687	0	\$0	0	\$0	0	\$0	0	\$0
Cedar Tree Montessori	1	\$2,000	1	\$1,000	1	\$2,100	0	\$0	\$1,700	0	\$0	0	\$0	0	\$0	0	\$0
Chandler Christian Academy	1	(\$531)	1	(\$373)	0	\$0	0	\$0	N/A	4	\$4,086	3	\$3,601	0	\$0	0	\$0
Chandler Jewish Preschool	2	\$4,000	3	\$993	2	\$9,000	0	\$0	\$1,999	0	\$0	0	\$0	0	\$0	0	\$0

Table 12
FY2020 Scholarships by Private School

Private School	FY20 Scholarships									Future Reserved Scholarships							
	Original Individual		Switcher Individual		Low-Income Corporate		Disabled/Displaced Corporate		Total Average	Original Individual		Switcher Individual		Low-Income Corporate		Disabled/Displaced Corporate	
	Number	\$ Amount	Number	\$ Amount	Number	\$ Amount	Number	\$ Amount	Scholarship	Number	\$ Amount	Number	\$ Amount	Number	\$ Amount	Number	\$ Amount
Chaparral Christian Preschool & Kindergarten	24	\$67,440	22	\$51,920	0	\$0	0	\$0	\$2,595	7	\$47,425	5	\$59,003	0	\$0	0	\$0
Cheder Lubavitch	80	\$232,274	30	\$54,236	290	\$943,100	0	\$0	\$3,074	7	\$21,000	2	\$6,000	17	\$51,000	0	\$0
Christ Church School	47	\$86,319	42	\$51,094	9	\$49,500	0	\$0	\$1,907	4	\$1,085	2	\$988	2	\$210,600	0	\$0
Christ Lutheran School	337	\$648,443	284	\$478,532	65	\$85,398	0	\$0	\$1,767	90	\$115,214	62	\$80,105	2	\$5,000	0	\$0
Christ the King Catholic School	177	\$251,949	125	\$126,191	141	\$353,796	1	\$1,109	\$1,651	116	\$177,360	100	\$120,877	112	\$528,721	0	\$0
Christ's Greenfield Lutheran School	292	\$575,416	263	\$402,611	166	\$363,357	7	\$7,500	\$1,853	54	\$147,893	24	\$54,348	0	\$0	0	\$0
Chrysalis Academy	2	\$1,384	1	\$1,598	2	\$7,000	0	\$0	\$1,996	0	\$0	0	\$0	0	\$0	0	\$0
Cochise SDA Christian School	11	\$5,193	13	\$4,210	9	\$44,000	0	\$0	\$1,618	0	\$0	0	\$0	6	\$33,600	0	\$0
Community Montessori	5	\$14,430	5	\$25,086	0	\$0	0	\$0	\$3,952	0	\$0	6	\$39,925	0	\$0	0	\$0
Compassion Christian Academy	11	\$12,353	9	\$7,754	4	\$9,218	0	\$0	\$1,222	3	\$2,402	4	\$5,197	1	\$5,600	0	\$0
Cornerstone Christian School	825	\$1,928,301	683	\$1,114,643	440	\$1,318,845	24	\$41,251	\$2,233	230	\$720,600	174	\$380,691	142	\$534,061	0	\$0
Coronado Baptist School	17	\$4,620	3	\$543	6	\$1,378	0	\$0	\$252	0	\$0	0	\$0	0	\$0	0	\$0
Covenant Child Care Center	2	\$4,076	2	\$1,187	0	\$0	0	\$0	\$1,316	0	\$0	0	\$0	0	\$0	0	\$0
Creation School	16	\$28,415	15	\$10,115	0	\$0	0	\$0	\$1,243	8	\$4,493	5	\$3,001	0	\$0	0	\$0
Creative Bridges Cooperative Preschool	0	\$0	0	\$0	1	\$5,000	0	\$0	\$5,000	0	\$0	0	\$0	0	\$0	0	\$0
Creative Castle Preschool & Kindergarten	17	\$38,212	14	\$23,440	1	\$5	0	\$0	\$1,927	2	\$2,048	1	\$180	0	\$0	0	\$0
Creo School	89	\$204,033	63	\$206,620	50	\$143,345	0	\$0	\$2,743	9	\$52,285	8	\$17,663	0	\$0	0	\$0
Cross of Glory Lutheran Elementary School	47	\$99,861	32	\$63,958	0	\$0	0	\$0	\$2,074	19	\$23,663	17	\$20,795	0	\$0	0	\$0
Cross Roads Preschool & Kindergarten	3	\$2,514	0	\$0	0	\$0	0	\$0	\$838	1	\$2,436	1	\$1,527	0	\$0	0	\$0
Cupertino Power Learning Center	1	\$12,573	1	\$6,580	0	\$0	0	\$0	\$9,576	0	\$0	0	\$0	0	\$0	0	\$0
Dayspring Kindergarten	13	\$62,289	16	\$40,561	0	\$0	0	\$0	\$3,547	8	\$11,714	8	\$10,957	0	\$0	0	\$0
Desert Christian Schools	356	\$747,049	270	\$414,762	226	\$554,992	39	\$102,321	\$2,042	137	\$549,801	108	\$223,823	4	\$15,000	0	\$0
Desert Garden Montessori	80	\$127,904	84	\$120,719	72	\$218,206	1	\$750	\$1,973	1	\$2,963	0	\$0	2	\$9,000	0	\$0
Desert Jewish Academy	26	\$142,451	19	\$72,772	2	\$11,000	0	\$0	\$4,813	1	\$1,319	0	\$0	0	\$0	0	\$0
Desert Shadows Montessori	5	\$12,774	5	\$13,121	2	\$3,400	0	\$0	\$2,441	1	\$3,218	1	\$3,218	0	\$0	0	\$0
Desert Sky Montessori School	2	\$2,948	2	\$2,836	0	\$0	0	\$0	\$1,446	7	\$14,130	7	\$9,888	0	\$0	0	\$0
Desert Sun Child Development Center	24	\$71,789	24	\$46,805	4	\$9,069	0	\$0	\$2,455	5	\$9,598	3	\$4,004	0	\$0	0	\$0
Desert Valley Christian School	19	\$44,979	17	\$21,806	27	\$135,020	0	\$0	\$3,203	2	\$697	0	\$0	4	\$22,400	0	\$0
Desert View Learning Center	19	\$90,129	11	\$61,650	0	\$0	0	\$0	\$5,059	0	\$0	0	\$0	0	\$0	0	\$0
Desert Voices Oral Learning Center	9	\$50,036	8	\$28,385	2	\$11,000	4	\$18,000	\$4,670	0	\$0	0	\$0	0	\$0	0	\$0
Dobson Montessori School	56	\$87,629	30	\$68,889	34	\$53,755	4	\$2,500	\$1,716	15	\$20,663	7	\$8,051	2	\$11,200	0	\$0
Downtown Community School	2	\$3,587	2	\$2,545	0	\$0	0	\$0	\$1,533	0	\$0	0	\$0	0	\$0	0	\$0
Dream City Christian School	245	\$317,521	181	\$203,160	254	\$778,095	2	\$2,776	\$1,908	93	\$143,881	63	\$64,611	45	\$114,901	0	\$0
Dynamite Montessori School	15	\$53,354	13	\$53,604	1	\$2,500	0	\$0	\$3,154	0	\$0	0	\$0	0	\$0	0	\$0
East Fork Lutheran School	44	\$46,875	16	\$18,564	2	\$2,406	0	\$0	\$1,094	11	\$3,768	6	\$2,772	0	\$0	0	\$0
El Dorado Private School	28	\$39,977	22	\$26,025	1	\$1,500	1	\$3,000	\$1,356	1	\$753	0	\$0	0	\$0	0	\$0
Emmanuel Christian Academy	84	\$122,168	74	\$51,894	59	\$210,087	2	\$8,662	\$1,794	33	\$30,481	27	\$15,885	52	\$293,700	0	\$0
Emmanuel Lutheran School	87	\$138,294	74	\$85,665	43	\$51,907	2	\$1,250	\$1,345	30	\$58,167	33	\$62,245	2	\$6,000	0	\$0
Emmaus Lutheran School	43	\$70,715	34	\$47,578	1	\$2,000	0	\$0	\$1,542	7	\$14,834	5	\$3,551	0	\$0	0	\$0
Faith Christian Academy	23	\$34,985	10	\$7,156	6	\$22,675	0	\$0	\$1,662	9	\$11,711	2	\$4,397	6	\$33,500	0	\$0
Faith Christian School	111	\$205,843	87	\$106,508	64	\$87,925	7	\$8,106	\$1,518	14	\$24,061	11	\$17,031	9	\$25,500	0	\$0
Faith Community Academy	55	\$84,452	55	\$61,757	48	\$202,194	2	\$2,250	\$2,192	35	\$74,655	32	\$38,329	43	\$210,200	0	\$0
Faith Lutheran School	78	\$116,812	75	\$56,724	56	\$118,854	5	\$6,337	\$1,396	15	\$12,388	17	\$13,078	5	\$25,200	1	\$4,499
Family Life Academy	68	\$80,729	68	\$57,629	47	\$110,135	1	\$750	\$1,355	24	\$51,746	24	\$23,735	0	\$0	0	\$0
Family of Christ Learning Center	13	\$31,060	10	\$20,643	0	\$0	0	\$0	\$2,248	1	\$1,047	2	\$705	0	\$0	0	\$0
First Baptist Christian Academy	79	\$129,268	51	\$58,070	9	\$22,019	0	\$0	\$1,506	57	\$105,800	34	\$51,801	4	\$22,400	0	\$0
First Southern Christian School	37	\$45,234	31	\$31,746	21	\$66,177	0	\$0	\$1,609	8	\$4,020	14	\$4,288	24	\$134,400	0	\$0
Flagstaff Community Christian School	178	\$252,403	165	\$150,232	119	\$259,943	9	\$9,750	\$1,427	67	\$104,368	59	\$68,637	28	\$45,000	0	\$0
Florence Baptist Academy	4	\$1,654	4	\$300	3	\$7,500	0	\$0	\$859	0	\$0	0	\$0	3	\$7,500	0	\$0
Foundation for Blind Children	11	\$175,221	12	\$85,493	0	\$0	5	\$72,437	\$11,898	2	\$19,281	1	\$371	3	\$5,250	0	\$0
Fourteen Six Christian Academy	21	\$25,941	12	\$12,760	3	\$16,500	2	\$1,000	\$1,479	3	\$485	3	\$807	3	\$16,800	0	\$0
Freedom Baptist Academy	22	\$22,434	18	\$21,920	53	\$175,476	0	\$0	\$2,364	7	\$5,254	4	\$3,889	4	\$7,400	0	\$0
Freedom Christian Academy	0	\$0	0	\$0	0	\$0	0	\$0	\$0	4	\$1,906	2	\$1,469	0	\$0	0	\$0
Fusion Academy	0	\$0	2	\$20,005	0	\$0	0	\$0	\$10,003	0	\$0	0	\$0	0	\$0	0	\$0
Gary K. Herberger Young Scholar's Academy	49	\$96,379	46	\$67,615	38	\$139,044	3	\$8,945	\$2,294	17	\$25,000	13	\$14,673	12	\$68,000	3	\$10,000
Gateway Academy	0	\$0	2	\$936	0	\$0	2	\$44,682	\$11,404	10	\$5,715	4	\$3,121	0	\$0	1	\$27,091
Gateway Baptist Academy	46	\$34,426	38	\$26,358	27	\$23,650	0	\$0	\$761	4	\$1,704	3	\$950	0	\$0	0	\$0
Gethsemane Christian Academy	8	\$16,989	8	\$10,810	0	\$0	0	\$0	\$1,737	10	\$11,609	6	\$4,883	0	\$0	0	\$0
Gethsemane Lutheran School	6	\$15,225	5	\$6,578	2	\$1,023	0	\$0	\$1,756	0	\$0	1	\$25	0	\$0	0	\$0
Gilbert Christian Schools	1,067	\$2,627,560	867	\$1,735,141	547	\$1,886,157	19	\$19,529	\$2,507	272	\$1,033,062	230	\$655,562	49	\$51,478	2	\$5,000
Gilbert Montessori	5	\$15,195	3	\$16,095	1	\$5,400	0	\$0	\$4,077	0	\$0	0	\$0	0	\$0	0	\$0
Glendale Christian Academy	55	\$72,202	52	\$61,483	46	\$74,860	0	\$0	\$1,363	28	\$27,098	17	\$32,122	16	\$35,300	0	\$0

Table 12
FY2020 Scholarships by Private School

Private School	FY20 Scholarships									Future Reserved Scholarships							
	Original Individual		Switcher Individual		Low-Income Corporate		Disabled/Displaced Corporate		Total Average	Original Individual		Switcher Individual		Low-Income Corporate		Disabled/Displaced Corporate	
	Number	\$ Amount	Number	\$ Amount	Number	\$ Amount	Number	\$ Amount	Scholarship	Number	\$ Amount	Number	\$ Amount	Number	\$ Amount	Number	\$ Amount
Glenview Adventist Academy	54	\$57,634	24	\$6,705	114	\$549,474	0	\$0	\$3,197	9	\$19,242	1	\$25	156	\$850,075	0	\$0
Golladay School	5	\$111,750	4	\$56,250	2	\$11,000	0	\$0	\$16,273	0	\$0	0	\$0	0	\$0	0	\$0
Good Earth Montessori	1	\$855	0	\$0	0	\$0	0	\$0	\$855	0	\$0	0	\$0	0	\$0	0	\$0
Gospel Outreach Christian School	4	\$2,018	0	\$0	7	\$23,400	0	\$0	\$2,311	0	\$0	0	\$0	9	\$50,400	0	\$0
Grace Christian Academy	206	\$418,991	158	\$264,025	97	\$187,135	18	\$20,761	\$1,860	54	\$138,749	39	\$119,024	11	\$25,000	4	\$8,000
Grace Fellowship Academy	82	\$133,317	65	\$66,809	13	\$41,500	0	\$0	\$1,510	38	\$50,509	35	\$35,349	4	\$22,400	0	\$0
Grace Lutheran School	83	\$95,705	57	\$51,885	28	\$91,156	0	\$0	\$1,421	13	\$8,327	16	\$4,033	30	\$160,900	0	\$0
GracePointe Christian Academy (Chapel in the Hills)	10	\$8,189	9	\$4,969	9	\$29,525	0	\$0	\$1,524	11	\$8,621	10	\$6,182	6	\$33,600	0	\$0
Graysmark Academy	3	\$4,699	0	\$0	0	\$0	0	\$0	\$1,566	0	\$0	0	\$0	0	\$0	0	\$0
Greenhouse Montessori School	5	\$17,270	5	\$13,820	1	\$6,000	0	\$0	\$3,372	0	\$0	0	\$0	0	\$0	0	\$0
Guidepost Montessori at North Scottsdale	6	\$22,664	10	\$23,430	4	\$6,000	0	\$0	\$2,605	7	\$6,442	2	\$3,054	0	\$0	0	\$0
Guiding Light Christian Educational Center (GLCP)	21	\$22,498	20	\$21,730	0	\$0	0	\$0	\$1,079	6	\$5,897	9	\$12,877	0	\$0	0	\$0
Hand in Hand Christian School	6	\$8,042	9	\$8,571	2	\$2,484	0	\$0	\$1,123	1	\$676	1	\$520	0	\$0	0	\$0
Harvest Kidz School	2	\$451	1	\$290	1	\$250	0	\$0	\$248	0	\$0	0	\$0	0	\$0	0	\$0
Heartwood Montessori	28	\$27,898	27	\$26,130	60	\$169,500	0	\$0	\$1,944	2	\$2,094	1	\$1,041	0	\$0	0	\$0
Herencia Guadalupana Lab School	1	\$1,833	1	\$998	0	\$0	0	\$0	\$1,415	0	\$0	0	\$0	0	\$0	0	\$0
Heritage Montessori	1	\$2,598	4	\$15,170	1	\$3,587	0	\$0	\$3,559	0	\$0	0	\$0	0	\$0	0	\$0
Holbrook Adventist Indian School	23	\$21,044	6	\$3,975	4	\$23,072	0	\$0	\$1,457	0	\$0	0	\$0	8	\$39,000	0	\$0
Holy Cross Evangelical Lutheran School	5	\$4,717	1	\$3,406	0	\$0	0	\$0	\$1,354	1	\$336	1	\$125	0	\$0	0	\$0
Holy Family Academy	31	\$29,914	12	\$16,227	12	\$55,200	1	\$500	\$1,819	2	\$3,664	2	\$2,354	0	\$0	0	\$0
Holy Trinity Academy	0	\$0	0	\$0	0	\$0	0	\$0	\$0	3	\$10,900	2	\$1,700	0	\$0	0	\$0
HOPE Academy for Autism	1	\$426	5	\$3,136	18	\$88,000	15	\$138,616	\$5,902	0	\$0	0	\$0	0	\$0	1	\$27,517
HOPE Christian Academy	130	\$279,316	109	\$174,295	16	\$13,140	0	\$0	\$1,830	48	\$146,662	39	\$108,264	0	\$0	0	\$0
Ignite Learning Academy	0	\$0	0	\$0	0	\$0	0	\$0	\$0	1	\$3,709	1	\$1,574	0	\$0	0	\$0
Imago Dei Middle School	90	\$395,532	33	\$98,047	231	\$1,153,578	0	\$0	\$4,653	0	\$0	0	\$0	0	\$0	0	\$0
Immaculate Conception School	343	\$371,775	283	\$286,509	480	\$1,122,967	4	\$17,856	\$1,621	96	\$184,006	78	\$136,325	166	\$515,992	0	\$0
Immaculate Heart Academy	58	\$105,541	47	\$46,096	75	\$262,832	6	\$4,350	\$2,252	1	\$1,000	0	\$0	0	\$0	0	\$0
Immaculate Heart High School	92	\$156,512	76	\$77,158	89	\$386,461	9	\$10,850	\$2,372	18	\$22,520	13	\$32,468	26	\$154,700	0	\$0
Immaculate Heart of Mary School	5	\$8,150	0	\$0	5	\$13,000	0	\$0	\$2,115	0	\$0	0	\$0	0	\$0	0	\$0
Inspire Kids Montessori	9	\$34,465	9	\$32,125	1	\$2,655	0	\$0	\$3,644	0	\$0	0	\$0	0	\$0	0	\$0
Intermountain Academy	32	\$33,478	10	\$18,317	53	\$248,211	42	\$961,968	\$9,211	0	\$0	0	\$0	0	\$0	1	\$54,182
International School of Arizona	64	\$139,128	63	\$116,378	25	\$92,465	1	\$750	\$2,279	4	\$2,400	3	\$4,510	0	\$0	0	\$0
International School of Tucson	84	\$154,732	64	\$126,756	90	\$365,470	2	\$3,000	\$2,708	23	\$48,871	20	\$32,571	2	\$6,000	0	\$0
Ironwood Hill School	4	\$5,636	4	\$3,153	4	\$9,755	3	\$5,284	\$1,588	1	\$276	0	\$0	2	\$12,500	0	\$0
Joanne Todd Christian School	20	\$25,783	13	\$9,183	7	\$3,198	1	\$1,000	\$955	12	\$9,224	8	\$8,996	0	\$0	0	\$0
Joyful Beginnings Academy-NOW Arizona Christian Academy	1	\$2,774	1	\$71	0	\$0	0	\$0	\$1,422	1	\$3,239	2	\$2,725	0	\$0	0	\$0
King of Glory Christian Academy	4	\$2,000	1	\$500	1	\$500	0	\$0	\$500	0	\$0	0	\$0	0	\$0	0	\$0
Kino Learning Center	28	\$47,742	20	\$28,201	30	\$51,571	5	\$17,974	\$1,753	6	\$8,134	4	\$2,691	0	\$0	2	\$10,000
Lamb's Gate Christian School	4	\$12,059	2	\$2,321	0	\$0	1	\$800	\$2,169	1	\$2,803	3	\$2,300	0	\$0	0	\$0
Lamplighters Chabad Day School of Tucson	10	\$24,385	9	\$15,695	15	\$66,600	0	\$0	\$3,138	0	\$0	0	\$0	0	\$0	0	\$0
Landmark Christian Academy	4	\$4,009	0	\$0	0	\$0	0	\$0	\$1,002	0	\$0	0	\$0	0	\$0	0	\$0
Latch School - ACCEL	11	\$35,803	9	\$19,313	19	\$104,819	12	\$214,322	\$7,338	1	\$484	1	\$993	0	\$0	0	\$0
Lauren's Institute for Education School (LIFE)	22	\$47,473	29	\$28,559	56	\$235,200	45	\$772,441	\$7,129	2	\$1,899	2	\$2,011	0	\$0	0	\$0
Legacy Academy	17	\$8,721	10	\$3,490	14	\$33,060	0	\$0	\$1,104	2	\$409	2	\$186	0	\$0	0	\$0
Lexington Life Academy	1	\$138	1	\$810	20	\$93,600	27	\$378,228	\$9,648	5	\$22,681	3	\$7,596	0	\$0	0	\$0
Lexis Preparatory School	23	\$42,917	17	\$28,500	26	\$115,828	19	\$62,901	\$2,943	0	\$0	0	\$0	0	\$0	0	\$0
Liberty Youth Academy	16	\$35,279	12	\$13,232	4	\$1,200	0	\$0	\$1,553	16	\$16,601	11	\$5,618	0	\$0	0	\$0
Life Christian Academy	29	\$37,513	25	\$20,953	2	\$2,000	0	\$0	\$1,080	8	\$10,095	6	\$5,891	0	\$0	0	\$0
Life Development Institute	7	\$86,785	3	\$19,714	4	\$9,025	2	\$21,891	\$8,588	2	\$7,352	1	\$2,164	2	\$8,800	0	\$0
Logos Christian Academy	32	\$66,230	27	\$30,874	60	\$229,723	0	\$0	\$2,746	8	\$6,364	10	\$5,282	48	\$243,400	0	\$0
Loretto Catholic School	21	\$79,063	11	\$32,947	169	\$865,047	0	\$0	\$4,861	0	\$0	0	\$0	170	\$960,500	0	\$0
Lourdes Catholic School	128	\$153,339	42	\$43,015	148	\$487,878	0	\$0	\$2,152	2	\$11,176	2	\$10,718	88	\$488,200	0	\$0
Loyola Academy	0	\$0	74	\$576,975	74	\$404,250	0	\$0	\$6,630	0	\$0	37	\$292,300	33	\$369,600	0	\$0
Lumos Arts Academy	18	\$29,225	10	\$6,622	27	\$60,208	0	\$0	\$1,746	1	\$1,045	0	\$0	0	\$0	0	\$0
Mandarin Montessori Academy	4	\$12,315	5	\$6,453	0	\$0	0	\$0	\$2,085	0	\$0	0	\$0	0	\$0	0	\$0
Maranatha Christian Academy	1	\$548	1	\$766	17	\$82,173	0	\$0	\$4,394	0	\$0	1	\$1,156	31	\$177,700	0	\$0
Maricopa Village Christian School	1	\$250	1	\$60	6	\$16,500	0	\$0	\$2,101	0	\$0	0	\$0	0	\$0	0	\$0
Menachem Mendel Academy	21	\$140,480	2	\$4,094	1	\$4,500	0	\$0	\$6,211	0	\$0	3	\$521	0	\$0	0	\$0
Mesa Christian Academy	23	\$23,442	9	\$14,873	4	\$7,165	0	\$0	\$1,263	2	\$982	2	\$976	2	\$8,400	0	\$0
Mesa Montessori	0	\$0	3	\$23,850	0	\$0	0	\$0	\$7,950	0	\$0	0	\$0	0	\$0	0	\$0
Montessori Center School	2	\$15,700	4	\$45,590	1	\$5,000	0	\$0	\$9,470	0	\$0	2	\$24,000	0	\$0	0	\$0
Montessori Children's Home	8	\$14,266	8	\$10,740	5	\$5,290	0	\$0	\$1,443	5	\$4,850	5	\$3,865	0	\$0	0	\$0

Table 12
FY2020 Scholarships by Private School

Private School	FY20 Scholarships									Future Reserved Scholarships							
	Original Individual		Switcher Individual		Low-Income Corporate		Disabled/Displaced Corporate		Total Average	Original Individual		Switcher Individual		Low-Income Corporate		Disabled/Displaced Corporate	
	Number	\$ Amount	Number	\$ Amount	Number	\$ Amount	Number	\$ Amount	Scholarship	Number	\$ Amount	Number	\$ Amount	Number	\$ Amount	Number	\$ Amount
Montessori in the Park	52	\$89,023	46	\$159,350	38	\$171,832	1	\$50	\$3,068	1	\$246	1	\$344	0	\$0	0	\$0
Montessori International School	35	\$58,749	36	\$55,015	29	\$132,470	0	\$0	\$2,462	1	\$185	0	\$0	2	\$11,200	0	\$0
Montessori Kingdom of Learning	35	\$207,099	30	\$21,000	11	\$47,920	0	\$0	\$3,632	0	\$0	0	\$0	0	\$0	0	\$0
Montessori Learning Center	3	\$3,588	3	\$1,082	0	\$0	0	\$0	\$778	0	\$0	0	\$0	0	\$0	0	\$0
Montessori of Surprise	0	\$0	0	\$0	0	\$0	0	\$0	\$0	1	\$1,364	0	\$0	0	\$0	0	\$0
Montessori Preparatory Academy	7	\$4,200	0	\$0	1	\$419	1	\$800	\$602	1	\$1,538	0	\$0	0	\$0	0	\$0
Most Holy Trinity Catholic School	103	\$118,142	63	\$62,068	160	\$474,033	2	\$800	\$1,997	106	\$117,636	66	\$42,116	172	\$495,316	0	\$0
Mount Calvary Lutheran School	4	\$7,458	4	\$4,167	0	\$0	0	\$0	\$1,453	4	\$5,204	2	\$2,308	0	\$0	0	\$0
Mountain Christian School	90	\$122,709	65	\$65,043	52	\$202,541	2	\$8,662	\$1,909	30	\$59,617	19	\$20,151	34	\$185,900	1	\$8,975
Native American Christian Academy	43	\$33,164	6	\$13,547	21	\$79,950	0	\$0	\$1,809	5	\$15,000	0	\$0	15	\$50,000	0	\$0
Navajo Christian Preparatory Academy	37	\$161,390	30	\$69,444	2	\$40	0	\$0	\$3,346	0	\$0	0	\$0	0	\$0	0	\$0
New Covenant Lutheran Preschool & Kindergarten	17	\$51,905	20	\$36,170	0	\$0	0	\$0	\$2,380	0	\$0	0	\$0	0	\$0	0	\$0
New Vistas Center for Education	148	\$539,942	125	\$379,557	7	\$12,458	0	\$0	\$3,328	100	\$549,076	91	\$336,239	0	\$0	0	\$0
New Way Learning Academy	120	\$478,273	90	\$379,694	103	\$508,175	78	\$450,866	\$4,647	48	\$112,760	43	\$124,958	27	\$185,450	21	\$87,517
Noah's Ark Preschool & Kindergarten	13	\$23,000	13	\$14,736	0	\$0	0	\$0	\$1,451	1	\$1,360	0	\$0	0	\$0	0	\$0
Noor Academy of Arizona	90	\$322,900	67	\$72,800	82	\$292,739	0	\$0	\$2,880	0	\$0	0	\$0	8	\$39,200	0	\$0
North Phoenix Baptist Kindergarten	15	\$45,018	13	\$17,753	0	\$0	0	\$0	\$2,242	2	\$1,055	2	\$5,622	0	\$0	0	\$0
North Valley Christian Academy (Cross of Christ)	247	\$443,100	208	\$265,906	115	\$404,656	11	\$38,418	\$1,983	63	\$97,927	45	\$70,832	46	\$333,000	0	\$0
Northland Christian School	60	\$64,936	31	\$26,726	43	\$127,743	0	\$0	\$1,637	25	\$24,078	16	\$14,008	22	\$127,100	0	\$0
Northminster Christian School	16	\$46,984	24	\$23,553	0	\$0	1	\$1,500	\$1,757	4	\$2,763	9	\$5,670	0	\$0	0	\$0
Northwest Christian School	1,449	\$2,328,610	980	\$1,308,878	378	\$860,293	5	\$4,000	\$1,601	510	\$1,070,249	410	\$639,277	156	\$640,700	0	\$0
Notre Dame Preparatory	413	\$1,041,789	309	\$859,291	128	\$581,528	3	\$10,234	\$2,922	164	\$425,497	150	\$273,331	60	\$330,555	0	\$0
Our Lady of Mt. Carmel School	229	\$398,189	186	\$219,413	105	\$180,280	4	\$1,975	\$1,526	159	\$308,497	137	\$229,321	105	\$202,221	0	\$0
Our Lady of Perpetual Help Catholic School	452	\$596,219	320	\$292,809	569	\$1,317,247	11	\$10,132	\$1,639	281	\$385,256	203	\$173,920	364	\$886,609	0	\$0
Our Lady of Sorrows Academy	96	\$70,095	46	\$24,232	62	\$37,121	2	\$1,000	\$643	16	\$30,710	3	\$344	15	\$40,670	0	\$0
Our Lady of the Lake	69	\$167,858	56	\$66,103	26	\$19,305	0	\$0	\$1,677	51	\$110,436	39	\$58,069	31	\$7,080	0	\$0
Our Lady of the Sun Academy	4	\$1,204	8	\$4,047	0	\$0	0	\$0	\$438	0	\$0	0	\$0	0	\$0	0	\$0
Our Mother of Sorrows Catholic School	205	\$206,149	123	\$94,069	293	\$1,084,059	15	\$14,000	\$2,199	25	\$50,930	23	\$44,084	208	\$1,143,600	0	\$0
Page Christian School	7	\$8,771	5	\$7,240	0	\$0	0	\$0	\$1,334	11	\$9,875	3	\$4,085	0	\$0	0	\$0
Palm Valley Montessori	16	\$34,000	75	\$362,750	69	\$379,500	0	\$0	\$4,852	0	\$0	0	\$0	0	\$0	0	\$0
Palms Christian School	21	\$22,179	9	\$8,362	5	\$7,310	0	\$0	\$1,081	3	\$1,966	3	\$2,920	2	\$11,200	0	\$0
Paradise for Tots Christian Kindergarten	13	\$18,909	10	\$6,325	6	\$10,500	0	\$0	\$1,232	11	\$10,982	6	\$7,177	0	\$0	0	\$0
Paradise Valley Christian Preparatory	347	\$484,967	212	\$259,815	326	\$340,153	3	\$3,500	\$1,226	50	\$65,276	33	\$31,055	9	\$20,000	0	\$0
Pardes Jewish Day School	225	\$1,525,000	157	\$323,324	71	\$357,178	3	\$12,211	\$4,863	1	\$1,047	0	\$0	0	\$0	1	\$4,000
Pathways School	22	\$33,627	19	\$16,784	27	\$57,500	14	\$59,349	\$2,040	4	\$10,827	4	\$9,802	0	\$0	0	\$0
Payton Community Christian School	91	\$138,756	51	\$72,154	60	\$234,795	2	\$1,500	\$2,192	84	\$104,031	39	\$47,928	1	\$5,600	0	\$0
Peridot Lutheran Elementary	23	\$13,918	7	\$5,308	4	\$6,040	0	\$0	\$743	9	\$1,781	2	\$918	1	\$3,000	0	\$0
Phoenix Christian Preparatory Schools	300	\$319,777	300	\$199,426	690	\$2,355,493	16	\$8,185	\$2,207	66	\$74,579	46	\$38,894	114	\$712,435	0	\$0
Phoenix Christian School K-8	86	\$157,839	69	\$139,985	24	\$55,600	0	\$0	\$1,974	25	\$93,724	18	\$58,187	15	\$85,300	0	\$0
Phoenix Country Day School	284	\$633,813	222	\$455,666	290	\$1,705,560	0	\$0	\$3,511	30	\$207,529	28	\$249,936	127	\$3,478,700	0	\$0
Phoenix Hebrew Academy	116	\$217,187	101	\$118,185	233	\$675,256	0	\$0	\$2,246	1	\$3,000	0	\$0	1	\$3,000	0	\$0
Pilgrim Lutheran School	45	\$84,501	34	\$47,482	7	\$29,775	0	\$0	\$1,881	8	\$16,499	7	\$6,036	13	\$70,000	0	\$0
Pleasantview Christian Elementary	7	\$7,529	1	\$1,402	5	\$24,720	0	\$0	\$2,589	2	\$579	4	\$1,405	2	\$11,200	0	\$0
Prescott Adventist Christian School	17	\$19,797	13	\$17,175	13	\$52,300	1	\$500	\$2,040	1	\$2,861	0	\$0	10	\$57,300	0	\$0
Primavera School	44	\$126,327	40	\$74,354	1	\$1,000	0	\$0	\$2,373	7	\$7,692	7	\$6,881	0	\$0	0	\$0
PS Academy Arizona	12	\$24,884	9	\$25,299	10	\$54,750	14	\$83,638	\$4,190	5	\$10,208	3	\$8,777	0	\$0	6	\$85,035
Quality Interactive Montessori	15	\$27,504	19	\$33,108	18	\$68,894	0	\$0	\$2,491	0	\$0	0	\$0	0	\$0	0	\$0
Queen of All Saints	9	\$1,536	0	\$0	0	\$0	0	\$0	\$171	1	\$45	0	\$0	0	\$0	0	\$0
Queen of Peace Catholic School	69	\$67,836	58	\$47,556	228	\$904,059	0	\$0	\$2,872	55	\$56,006	35	\$29,822	276	\$1,299,150	0	\$0
Rancho Solano Schools	86	\$239,396	65	\$151,033	18	\$96,450	0	\$0	\$2,881	10	\$22,449	8	\$12,008	0	\$0	0	\$0
Red Earth Waldorf Kindergarten and Preschool	3	\$2,415	8	\$5,490	7	\$14,024	0	\$0	\$1,218	2	\$2,050	1	\$1,015	0	\$0	0	\$0
Red Sands Christian School	18	\$8,496	23	\$7,414	58	\$206,634	9	\$6,750	\$2,123	7	\$1,597	10	\$2,099	26	\$148,200	0	\$0
Redeemer Christian School (Stapley)	64	\$102,716	44	\$37,790	54	\$74,302	1	\$4,137	\$1,343	22	\$36,272	10	\$4,613	1	\$852	0	\$0
Redeemer Lutheran School	102	\$226,597	79	\$137,124	27	\$59,808	0	\$0	\$2,036	13	\$12,593	13	\$16,292	1	\$5,600	0	\$0
Resurrection Lutheran Child Development Center	16	\$80,000	16	\$24,000	0	\$0	0	\$0	\$3,250	0	\$0	1	\$63	0	\$0	0	\$0
RISE Resource Center	1	\$1,047	1	\$1,041	2	\$12,300	2	\$26,320	\$6,785	0	\$0	0	\$0	0	\$0	0	\$0
Risen Savior Lutheran School	36	\$169,208	35	\$91,643	3	\$1,443	0	\$0	\$3,545	8	\$7,180	8	\$2,592	0	\$0	0	\$0
River of Life Christian School	6	\$11,968	4	\$5,245	20	\$59,408	0	\$0	\$2,554	0	\$0	0	\$0	13	\$78,775	0	\$0
Rockwood Preparatory Academy	0	\$0	6	\$600	11	\$2,215	3	\$55,309	\$2,906	0	\$0	0	\$0	0	\$0	0	\$0
Running River School	30	\$50,084	22	\$18,069	40	\$112,890	0	\$0	\$1,968	22	\$40,395	5	\$5,415	0	\$0	0	\$0
S A R R C Community School	5	\$20,200	5	\$18,746	1	\$5,500	1	\$2,708	\$3,930	1	\$3,047	1	\$430	0	\$0	0	\$0
Sacred Heart Catholic School	175	\$336,575	116	\$212,066	186	\$526,011	0	\$0	\$2,253	48	\$48,229	44	\$152,005	107	\$407,395	0	\$0

Table 12
FY2020 Scholarships by Private School

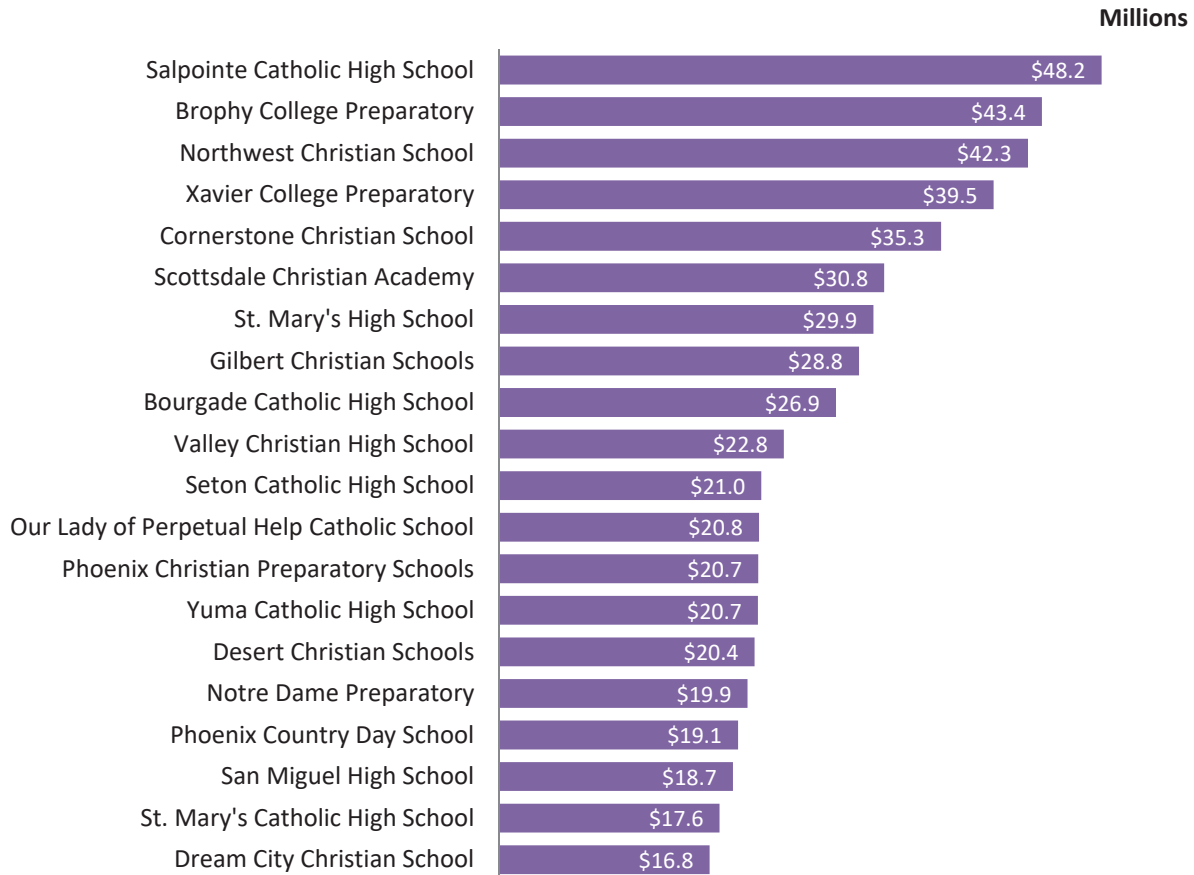
Private School	FY20 Scholarships									Future Reserved Scholarships								
	Original Individual		Switcher Individual		Low-Income Corporate		Disabled/Displaced Corporate		Total Average	Original Individual		Switcher Individual		Low-Income Corporate		Disabled/Displaced Corporate		
	Number	\$ Amount	Number	\$ Amount	Number	\$ Amount	Number	\$ Amount	Scholarship	Number	\$ Amount	Number	\$ Amount	Number	\$ Amount	Number	\$ Amount	
Saguaro Hills Adventist Christian School	7	\$9,212	4	\$4,326	12	\$49,405	0	\$0	\$2,737	0	\$0	0	\$0	17	\$81,000	0	\$0	
Salpointe Catholic High School	1,117	\$2,647,645	680	\$1,313,877	968	\$2,769,417	20	\$29,095	\$2,427	274	\$1,019,550	253	\$742,034	12	\$1,630,215	0	\$0	
San Francisco de Asis Catholic School	128	\$330,124	118	\$157,693	97	\$320,309	0	\$0	\$2,356	48	\$124,651	88	\$136,951	56	\$158,880	0	\$0	
San Miguel High School	419	\$270,497	307	\$174,094	530	\$1,980,200	0	\$0	\$1,931	18	\$10,242	6	\$5,393	0	\$0	0	\$0	
San Xavier Mission School	127	\$129,670	77	\$53,940	290	\$721,637	0	\$0	\$1,832	97	\$91,281	46	\$45,790	29	\$46,500	0	\$0	
Santa Cruz Catholic School	61	\$121,077	56	\$68,891	275	\$914,117	1	\$750	\$2,811	15	\$10,595	5	\$3,483	76	\$212,100	0	\$0	
Satori	18	\$60,318	19	\$46,182	0	\$0	0	\$0	\$2,878	0	\$0	0	\$0	0	\$0	0	\$0	
Scottsdale Christian Academy	612	\$1,271,685	484	\$896,350	286	\$1,009,005	7	\$31,980	\$2,310	166	\$439,422	140	\$235,875	93	\$560,830	4	\$12,000	
Seton Catholic High School	534	\$1,302,177	330	\$519,623	295	\$445,751	8	\$14,518	\$1,956	309	\$648,849	221	\$328,564	111	\$169,934	1	\$9,851	
Shearim Torah High School	56	\$68,511	36	\$38,122	55	\$273,644	0	\$0	\$2,587	11	\$33,000	2	\$6,000	4	\$12,000	0	\$0	
Sheila's Christian Academy "Minds in Motion"	4	\$16,114	4	\$10,604	0	\$0	0	\$0	\$3,340	0	\$0	2	\$2,038	0	\$0	0	\$0	
Shepherd of the Desert Lutheran School	0	\$0	0	\$0	0	\$0	0	\$0	\$0	5	\$2,785	2	\$970	0	\$0	0	\$0	
Sino International Montessori School	2	\$3,070	3	\$8,390	0	\$0	0	\$0	\$2,292	0	\$0	0	\$0	0	\$0	0	\$0	
Sonshine Christian School	12	\$9,014	6	\$6,421	26	\$47,531	0	\$0	\$1,431	2	\$2,924	2	\$1,378	11	\$60,200	0	\$0	
Southwest Christian School	77	\$105,461	58	\$70,666	73	\$168,577	0	\$0	\$1,657	40	\$57,989	28	\$29,061	10	\$44,592	0	\$0	
Spirit of Hope Montessori	5	\$5,064	5	\$1,000	0	\$0	0	\$0	\$6,606	0	\$0	3	\$11,000	0	\$0	0	\$0	
Spondeo Preschool	1	\$4,695	1	\$7,605	0	\$0	0	\$0	\$6,150	0	\$0	0	\$0	0	\$0	0	\$0	
Ss. Peter and Paul Catholic School	245	\$335,289	207	\$202,760	193	\$455,100	5	\$6,330	\$1,538	44	\$100,632	41	\$45,685	106	\$632,428	0	\$0	
Ss. Simon and Jude School	401	\$578,483	341	\$255,454	705	\$1,071,610	16	\$17,674	\$1,315	260	\$351,093	221	\$141,468	370	\$531,054	0	\$0	
St. Agnes Catholic School	110	\$133,678	73	\$46,853	231	\$585,461	0	\$0	\$1,850	107	\$128,005	85	\$44,806	210	\$532,410	0	\$0	
St. Ambrose School	89	\$105,578	88	\$64,032	255	\$747,767	4	\$2,500	\$2,110	18	\$19,132	10	\$11,563	147	\$646,000	0	\$0	
St. Andrew's Kindergarten	29	\$64,021	40	\$37,725	1	\$4,000	0	\$0	\$1,511	3	\$5,530	5	\$3,508	1	\$4,000	0	\$0	
St. Anthony Catholic School	70	\$206,061	63	\$98,794	133	\$455,411	0	\$0	\$2,858	6	\$1,500	0	\$0	50	\$96,100	0	\$0	
St. Anthony of Padua Catholic School	111	\$155,352	89	\$76,209	155	\$369,725	1	\$4,337	\$1,701	2	\$1,735	1	\$1,605	53	\$285,000	1	\$8,998	
St. Augustine Catholic High School	319	\$364,974	301	\$230,743	529	\$1,382,163	28	\$24,755	\$1,701	53	\$88,681	41	\$41,585	127	\$505,625	1	\$1,500	
St. Catherine of Sienna Catholic School	177	\$190,622	135	\$54,846	307	\$640,339	0	\$0	\$1,431	134	\$142,022	114	\$41,363	182	\$231,734	0	\$0	
St. Charles Apache School	47	\$111,600	17	\$28,781	114	\$437,795	0	\$0	\$3,248	36	\$85,363	50	\$85,405	5	\$10,250	0	\$0	
St. Cyril Catholic School	256	\$424,799	211	\$237,930	161	\$366,637	1	\$1,000	\$1,638	28	\$57,166	27	\$45,478	21	\$216,485	0	\$0	
St. Dominic Savio Academy	1	\$10,500	0	\$0	0	\$0	0	\$0	\$10,500	1	\$181	0	\$0	0	\$0	0	\$0	
St. Elizabeth Ann Seton Catholic School	238	\$390,680	155	\$182,283	113	\$328,315	0	\$0	\$1,781	38	\$106,272	31	\$66,709	22	\$124,500	0	\$0	
St. Francis of Assisi School	106	\$224,258	113	\$109,783	221	\$735,174	0	\$0	\$2,430	25	\$31,427	26	\$26,357	40	\$180,516	0	\$0	
St. Francis Xavier Elementary School	353	\$600,494	335	\$482,895	209	\$492,709	5	\$7,210	\$1,755	202	\$698,494	172	\$410,079	159	\$349,492	0	\$0	
St. Gregory Catholic School	306	\$371,763	240	\$151,169	513	\$1,012,983	4	\$3,500	\$1,448	302	\$359,234	247	\$126,729	392	\$578,445	0	\$0	
St. Jerome K-8 School	108	\$125,907	79	\$51,540	139	\$361,879	0	\$0	\$1,654	73	\$80,177	60	\$55,804	143	\$409,572	0	\$0	
St. John Bosco Catholic School	227	\$362,431	206	\$240,504	87	\$129,969	1	\$2,000	\$1,411	145	\$227,631	110	\$249,288	51	\$43,346	0	\$0	
St. John Paul II Catholic High School	283	\$447,856	220	\$170,879	307	\$557,530	5	\$6,000	\$1,451	246	\$430,771	189	\$174,380	160	\$263,100	0	\$0	
St. John the Evangelist School	130	\$176,643	139	\$114,534	430	\$1,567,695	0	\$0	\$2,659	7	\$2,452	3	\$1,777	325	\$1,373,950	0	\$0	
St. John Vianney Catholic School	242	\$398,514	312	\$133,789	800	\$1,183,335	10	\$13,472	\$1,268	353	\$348,787	318	\$109,015	538	\$558,359	0	\$0	
St. John XXIII Catholic School	297	\$458,055	213	\$372,242	57	\$105,733	0	\$0	\$1,651	140	\$277,200	118	\$194,424	48	\$102,591	0	\$0	
St. Joseph Catholic School	93	\$167,087	77	\$95,177	125	\$591,035	1	\$3,500	\$2,895	25	\$65,368	18	\$29,258	72	\$468,150	0	\$0	
St. Louis the King Catholic School	118	\$139,172	78	\$33,825	301	\$980,784	0	\$0	\$2,321	110	\$116,445	82	\$36,312	313	\$1,173,228	0	\$0	
St. Maria Goretti School	15	\$61,425	15	\$36,241	4	\$20,700	0	\$0	\$3,481	0	\$0	0	\$0	0	\$0	0	\$0	
St. Mark's Early Childhood Center	25	\$61,640	25	\$37,848	1	\$125	0	\$0	\$1,953	9	\$11,198	9	\$9,607	0	\$0	0	\$0	
St. Mary Basha Catholic Elementary School	368	\$490,908	283	\$227,199	177	\$220,397	0	\$0	\$1,133	140	\$204,559	171	\$226,093	112	\$203,010	0	\$0	
St. Mary's Catholic High School	497	\$1,036,689	368	\$460,616	997	\$4,757,232	12	\$14,529	\$3,345	449	\$654,066	373	\$301,477	320	\$574,615	0	\$0	
St. Matthew School	97	\$198,289	84	\$94,544	279	\$679,083	0	\$0	\$2,113	113	\$181,320	88	\$107,515	256	\$576,155	0	\$0	
St. Michael Indian School	158	\$154,400	136	\$140,115	238	\$429,947	1	\$750	\$1,361	62	\$104,270	92	\$97,266	57	\$63,600	0	\$0	
St. Michael's Parish Day School	170	\$402,872	141	\$256,084	69	\$297,100	0	\$0	\$2,516	54	\$195,380	43	\$114,045	0	\$0	0	\$0	
St. Peter Mission School	196	\$213,375	169	\$84,360	418	\$500,075	0	\$0	\$1,019	156	\$170,060	136	\$64,935	279	\$347,830	0	\$0	
St. Peter's Montessori	18	\$54,280	9	\$20,827	9	\$14,213	0	\$0	\$2,481	7	\$5,097	4	\$14,847	2	\$6,550	0	\$0	
St. Theresa Elementary School	211	\$326,851	168	\$271,861	67	\$127,443	0	\$0	\$1,628	67	\$141,390	56	\$122,189	39	\$53,992	0	\$0	
St. Thomas Aquinas School	285	\$344,936	230	\$237,577	224	\$357,270	4	\$3,380	\$1,269	253	\$391,257	213	\$283,658	187	\$264,838	0	\$0	
St. Thomas the Apostle Catholic Pre-School & Kindergarten	412	\$568,171	353	\$438,327	272	\$491,591	3	\$5,826	\$1,446	154	\$134,197	125	\$115,214	84	\$135,668	0	\$0	
St. Timothy Catholic Academy (Alma School)	203	\$228,905	157	\$151,984	99	\$179,585	0	\$0	\$1,221	148	\$219,929	129	\$194,896	48	\$77,958	0	\$0	
St. Vincent de Paul School	326	\$293,680	221	\$71,904	514	\$737,157	0	\$0	\$1,039	300	\$235,806	212	\$52,915	408	\$576,795	0	\$0	
Stanley Institute	4	\$1,024	0	\$0	0	\$0	0	\$0	\$256	0	\$0	0	\$0	0	\$0	0	\$0	
Stepping Stones Homeschool	2	\$1,966	2	\$3,705	0	\$0	0	\$0	\$1,418	0	\$0	0	\$0	0	\$0	0	\$0	
Summit School of Ahwatukee	136	\$398,303	119	\$316,491	27	\$57,588	0	\$0	\$2,739	89	\$314,319	70	\$172,945	0	\$0	1	\$4,885	
Sunrise Montessori School	9	\$40,477	3	\$9,400	4	\$80	0	\$0	\$3,122	2	\$1,623	0	\$0	0	\$0	0	\$0	
Tanque Verde Lutheran Preschool/Kindergarten	28	\$59,264	18	\$37,363	0	\$0	0	\$0	\$2,101	4	\$4,843	5	\$3,851	0	\$0	0	\$0	
Taylor Made Prep	0	\$0	0	\$0	1	\$1,505	0	\$0	\$1,505	0	\$0	0	\$0	0	\$0	0	\$0	
Tempe Montessori	26	\$37,761	21	\$26,912	15	\$59,820	0	\$0	\$2,008	0	\$0	0	\$0	1	\$5,600	0	\$0	

Table 12
FY2020 Scholarships by Private School

Private School	FY20 Scholarships									Future Reserved Scholarships							
	Original Individual		Switcher Individual		Low-Income Corporate		Disabled/Displaced Corporate		Total Average	Original Individual		Switcher Individual		Low-Income Corporate		Disabled/Displaced Corporate	
	Number	\$ Amount	Number	\$ Amount	Number	\$ Amount	Number	\$ Amount	Scholarship	Number	\$ Amount	Number	\$ Amount	Number	\$ Amount	Number	\$ Amount
The Abbie School	13	\$21,746	14	\$22,168	23	\$82,325	11	\$28,197	\$2,532	1	\$361	1	\$4,463	0	\$0	4	\$20,000
The Beginning School	4	\$13,090	4	\$9,465	0	\$0	1	\$500	\$2,562	4	\$4,648	3	\$1,682	0	\$0	0	\$0
The Family School	14	\$114,000	14	\$90,500	0	\$0	0	\$0	\$7,304	0	\$0	0	\$0	0	\$0	0	\$0
The Furnace - Crossroads Christian Education	4	\$3,416	2	\$2,669	0	\$0	0	\$0	\$1,014	0	\$0	0	\$0	0	\$0	0	\$0
The Goddard School	1	\$1,650	1	\$5	0	\$0	0	\$0	\$828	2	\$2,048	2	\$831	0	\$0	0	\$0
The Gregory School	125	\$408,933	95	\$277,827	179	\$920,915	0	\$0	\$4,029	32	\$89,619	26	\$72,128	0	\$0	0	\$0
The IDEA School	34	\$20,420	33	\$16,190	70	\$281,594	4	\$3,500	\$2,282	9	\$6,449	7	\$5,867	0	\$0	0	\$0
The Jones-Gordon School	53	\$186,337	41	\$117,259	24	\$110,164	44	\$305,754	\$4,441	18	\$68,500	24	\$63,927	10	\$25,000	45	\$165,000
The Learning Pad	1	\$310	5	\$2,040	4	\$7,855	0	\$0	\$1,021	0	\$0	0	\$0	0	\$0	0	\$0
The Orme School	24	\$128,276	20	\$68,140	0	\$0	0	\$0	\$4,464	0	\$0	0	\$0	0	\$0	0	\$0
The United School for Autism	0	\$0	0	\$0	0	\$0	1	\$500	\$500	0	\$0	0	\$0	0	\$0	0	\$0
Three Hierarchs Academy of Arizona	19	\$32,590	3	\$12,672	18	\$82,560	0	\$0	\$3,196	4	\$1,497	4	\$8,942	0	\$0	0	\$0
Thrive Cultural Academy	1	\$800	1	\$477	0	\$0	0	\$0	\$639	0	\$0	0	\$0	0	\$0	0	\$0
Thunderbird Adventist Academy	51	\$96,573	7	\$34,946	64	\$366,900	1	\$500	\$4,056	8	\$6,425	0	\$0	83	\$483,000	0	\$0
Thunderbird Christian Elementary School	71	\$89,336	70	\$41,730	40	\$173,625	0	\$0	\$1,683	8	\$3,801	4	\$1,453	38	\$209,600	0	\$0
Torah Day School of Phoenix	343	\$498,220	226	\$575,764	976	\$2,180,914	22	\$55,500	\$2,113	53	\$159,000	6	\$18,000	646	\$1,298,000	12	\$48,000
Tri-City Christian Academy	147	\$250,924	145	\$129,907	250	\$557,930	7	\$7,355	\$1,723	48	\$80,747	39	\$27,209	292	\$1,126,500	0	\$0
Trinity Christian School	441	\$639,038	346	\$401,407	360	\$379,900	0	\$0	\$1,238	145	\$227,929	110	\$130,577	33	\$99,950	0	\$0
Trinity Lutheran School	176	\$236,821	141	\$144,539	46	\$53,932	3	\$2,250	\$1,195	29	\$79,503	29	\$38,091	0	\$0	0	\$0
Truthful Beginnings	12	\$11,019	9	\$5,285	5	\$552	0	\$0	\$648	0	\$0	0	\$0	0	\$0	0	\$0
Tucson Baptist Academy	65	\$51,701	47	\$22,495	43	\$108,225	1	\$500	\$1,173	11	\$10,785	5	\$4,347	0	\$0	0	\$0
Tucson Community School	7	\$15,910	7	\$15,199	0	\$0	0	\$0	\$2,222	3	\$4,129	1	\$819	0	\$0	0	\$0
Tucson Hebrew Academy	138	\$649,918	90	\$354,544	84	\$322,050	0	\$0	\$4,252	40	\$145,315	30	\$241,692	12	\$66,000	0	\$0
Tucson Waldorf School	182	\$263,203	155	\$206,913	158	\$287,719	8	\$9,750	\$1,526	11	\$23,179	9	\$19,853	11	\$33,000	0	\$0
United Christian School	12	\$7,754	22	\$8,849	7	\$36,400	0	\$0	\$1,293	5	\$2,854	8	\$2,548	12	\$67,200	0	\$0
Valiant College Preparatory	29	\$83,084	33	\$173,702	48	\$175,100	0	\$0	\$3,926	0	\$0	0	\$0	0	\$0	0	\$0
Valley Baptist School	16	\$9,804	11	\$8,053	6	\$1,740	0	\$0	\$594	11	\$5,462	8	\$2,747	1	\$1,980	0	\$0
Valley Christian High School	7	\$6,407	2	\$1,307	69	\$298,972	0	\$0	\$3,932	4	\$5,853	1	\$2,093	2	\$13,800	0	\$0
Valley Christian Schools	758	\$1,913,599	441	\$1,038,339	253	\$1,110,161	22	\$40,270	\$2,783	263	\$924,809	162	\$364,484	205	\$1,192,461	0	\$0
Valley Lutheran High School	241	\$383,070	117	\$173,317	177	\$305,944	2	\$5,814	\$1,617	18	\$70,055	12	\$14,875	34	\$176,350	0	\$0
Verde Christian Academy	152	\$336,580	146	\$169,224	88	\$140,089	0	\$0	\$1,673	19	\$12,767	10	\$3,327	0	\$0	0	\$0
Verde Valley Adventist School	5	\$6,050	3	\$2,350	0	\$0	0	\$0	\$1,050	0	\$0	0	\$0	0	\$0	0	\$0
Verde Valley School	14	\$70,700	5	\$23,200	3	\$12,000	0	\$0	\$4,814	9	\$32,600	0	\$0	0	\$0	0	\$0
Veritas Academy of Tucson	171	\$260,732	128	\$145,251	56	\$45,847	0	\$0	\$1,273	76	\$131,107	78	\$85,557	0	\$0	0	\$0
Veritas Christian Community School	126	\$270,565	114	\$144,950	13	\$6,452	0	\$0	\$1,668	50	\$83,258	41	\$36,639	0	\$0	0	\$0
Ville de Marie Academy	132	\$168,270	99	\$104,382	106	\$321,816	1	\$3,000	\$1,768	73	\$95,553	52	\$59,913	42	\$157,200	0	\$0
Vision Christian Academy	22	\$22,391	16	\$13,868	10	\$3,950	0	\$0	\$838	6	\$3,515	5	\$1,104	0	\$0	0	\$0
Vision Leadership Academy	0	\$0	1	\$5	0	\$0	0	\$0	\$5	0	\$0	0	\$0	0	\$0	0	\$0
West Valley Christian School	71	\$152,216	64	\$87,500	61	\$158,264	7	\$7,400	\$1,997	40	\$47,920	22	\$34,719	35	\$194,700	0	\$0
White Mountain Montessori School	5	\$23,247	2	\$11,000	0	\$0	0	\$0	\$4,892	0	\$0	0	\$0	0	\$0	0	\$0
Wickenburg Christian Academy (Legacy High)	116	\$119,469	97	\$73,566	175	\$517,417	0	\$0	\$1,831	43	\$46,069	36	\$23,317	35	\$93,500	0	\$0
Wilkins Learning Center	3	\$8,094	3	\$5,269	0	\$0	0	\$0	\$2,227	2	\$3,483	1	\$2,586	0	\$0	0	\$0
Wings on Words	3	\$6,438	6	\$12,962	3	\$13,924	5	\$8,080	\$2,435	0	\$0	1	\$521	0	\$0	0	\$0
Woodbridge Private School	16	\$19,544	19	\$15,498	0	\$0	0	\$0	\$1,001	2	\$3,481	3	\$935	0	\$0	0	\$0
Xavier College Preparatory	727	\$1,848,261	712	\$1,056,463	851	\$3,012,256	14	\$19,164	\$2,576	582	\$1,052,852	475	\$632,873	359	\$1,768,782	0	\$0
Yeshiva High School of Arizona	21	\$129,534	17	\$16,600	42	\$193,744	0	\$0	\$4,248	0	\$0	1	\$3,000	11	\$42,020	0	\$0
Young Disciples Christian Academy	5	\$2,672	2	\$1,773	8	\$39,250	0	\$0	\$2,913	0	\$0	0	\$0	12	\$67,000	0	\$0
Yuma Adventist School	7	\$7,960	6	\$5,593	27	\$140,342	0	\$0	\$3,847	2	\$1,972	3	\$964	15	\$86,600	0	\$0
Yuma Catholic High School	187	\$394,232	195	\$257,889	502	\$2,041,078	3	\$2,250	\$3,039	63	\$102,284	54	\$106,680	4	\$2,580,608	0	\$0
Yuma Christian Academy	17	\$20,187	17	\$11,967	112	\$471,108	4	\$3,000	\$3,375	12	\$5,185	9	\$6,414	1	\$4,575	0	\$0
Yuma Lutheran School	160	\$289,795	167	\$221,800	113	\$491,510	3	\$2,250	\$2,269	54	\$91,828	61	\$75,034	9	\$40,550	0	\$0
Data not provided	2	\$7,170	0	\$0	2	\$11,000	0	\$0	\$4,543	0	\$0	0	\$0	0	\$0	1	\$11,250
TOTALS	32,824	\$63,749,743	25,385	\$37,379,942	29,829	\$87,338,533	964	\$4,867,008	\$2,172	12,624	\$24,837,603	10,027	\$14,872,229	12,126	\$52,930,285	118	\$686,309

Totals may not match data in other tables due to missing school information.

Top 20 Private Schools by Estimated Total Scholarships Since 1998



Estimated Total Scholarships Received by Private Schools Since 1998

Table 13 (pg. 63), lists every private school that has received scholarship revenue from the private school tuition organization income tax credit programs and the estimated amounts received from all four programs since 1998. Over 690 private schools are on this list which does include schools that are no longer in operation. School name changes and merging of schools has been incorporated when the information has been provided by the STOs. These scholarship amounts are estimated for two reasons. For the first several years of the private school tuition organization tax credit program (original individual only), there was no requirement for the STOs to report. Although some did report at ADOR's request, some did not or only reported partially. Therefore, the early year figures are incomplete. Secondly, the reporting period changed from calendar year to fiscal year, beginning with FY2011. The amount of scholarships by school that were duplicated in the CY2010 and FY2011 numbers was estimated.

For additional information or questions, please send an email to the Office of Economic Research and Analysis at DOROERA@azdor.gov.

Table 13
Estimated Total Scholarships by Private School CY1998 - FY2020

Private School	Original Individual	Switcher Individual	Low-Income Corporate	Disabled/Displaced Corporate	Total Scholarships
2nd Street Children's School	\$494,648	\$157,568	\$34,770	\$0	\$686,986
91st Psalm Christian School	\$1,443,243	\$377,150	\$1,330,794	\$20,459	\$3,171,646
A Child's View	\$5,676	\$0	\$0	\$0	\$5,676
Abiding Savior School	\$140,275	\$0	\$0	\$0	\$140,275
Academy of Destiny	\$17,881	\$0	\$0	\$0	\$17,881
Ace Academy	\$45,914	\$10,488	\$14,835	\$1,500	\$72,737
ACES (Austin Centers for Exceptional Students)	\$53,366	\$16,190	\$0	\$0	\$69,556
Acton Academy	\$45,375	\$24,247	\$23,250	\$0	\$92,872
Adobe Adventist Christian School	\$238,326	\$30,065	\$31,625	\$0	\$300,016
Adobe Montessori	\$14,630	\$0	\$0	\$0	\$14,630
Agape Youth Ranch Academy	\$4,794	\$0	\$0	\$0	\$4,794
Ahwatukee Foothills Montessori	\$547,029	\$250,033	\$550	\$0	\$797,612
Ajo Calvary Christian Academy	\$12,643	\$1,489	\$0	\$0	\$14,132
Aldea Montessori	\$522,449	\$102,269	\$104,500	\$0	\$729,218
Aleph Bet Kindergarten	\$471,838	\$772,386	\$254,750	\$0	\$1,498,974
Alethia Academy	\$174,678	\$0	\$0	\$0	\$174,678
Al-Huda School	\$913,999	\$273,266	\$115,600	\$0	\$1,302,865
All Saints Catholic School (Our Lady of the Mountains)	\$2,564,949	\$452,436	\$883,344	\$1,500	\$3,902,229
All Saints' Episcopal Day School	\$6,447,174	\$1,721,261	\$6,176,264	\$0	\$14,344,699
Alpha Omega Academy	\$20,043	\$0	\$0	\$0	\$20,043
Ambassador Christian Academy	\$439,749	\$206,660	\$274,708	\$4,900	\$926,017
American Christian Academy	\$3,420	\$0	\$0	\$0	\$3,420
American Family Education	\$129,304	\$58,972	\$61,670	\$5,000	\$254,945
American Indian Christian School	\$1,862,339	\$243,052	\$3,980	\$0	\$2,109,371
Anderson Adventist Elementary School	\$4,593	\$0	\$0	\$0	\$4,593
Angels in Autism (AZ Behavior & Autism)	\$24,257	\$13,717	\$630	\$54,080	\$92,684
Annunciation Catholic School	\$1,979,347	\$1,071,612	\$530,794	\$53,885	\$3,635,637
Apache Baptist Academy	\$115,831	\$48,267	\$13,638	\$58	\$177,793
Apache Kids Academy	\$9,503	\$874	\$0	\$0	\$10,377
Apostolic Faith Center Christian Academy	\$104,018	\$18,150	\$255,476	\$0	\$377,644
Arcadia Christian School	\$126,164	\$0	\$0	\$0	\$126,164
Arcadia Montessori	\$341,203	\$142,899	\$27,000	\$0	\$511,102
Arizona Center for Autism	\$0	\$0	\$20,000	\$0	\$20,000
Arizona Christian Academy	\$63,400	\$33,493	\$0	\$0	\$96,893

Table 13
Estimated Total Scholarships by Private School CY1998 - FY2020

Private School	Original Individual	Switcher Individual	Low-Income Corporate	Disabled/Displaced Corporate	Total Scholarships
Arizona Community Childhood Academy	\$14,203	\$0	\$0	\$0	\$14,203
Arizona Cultural Academy	\$4,446,508	\$1,599,998	\$3,540,057	\$0	\$9,586,564
Arizona International Academy	\$506,043	\$77,593	\$111,200	\$0	\$694,836
Arizona Jr/Sr High School	\$900	\$0	\$0	\$0	\$900
Arizona Language Preparatory	\$40,310	\$12,941	\$11,260	\$0	\$64,511
Arizona Lutheran Academy	\$6,104,489	\$1,015,378	\$1,427,915	\$24,035	\$8,571,817
Armstrong Academy	\$214,067	\$0	\$0	\$0	\$214,067
Arrowhead Christian Academy	\$2,719,104	\$579,254	\$1,152,580	\$50,868	\$4,501,808
Arrowhead Montessori School	\$222,229	\$109,284	\$74,599	\$5,976	\$412,088
ASCEND	\$18,500	\$0	\$3,500	\$21,500	\$43,500
Ascension Lutheran School	\$1,496,928	\$98,279	\$3,510	\$6,130	\$1,604,847
Atonement Lutheran School	\$1,922,707	\$373,619	\$161,938	\$750	\$2,459,014
Augustana Academy	\$7,043	\$4,900	\$0	\$0	\$11,943
Aurora Day School	\$7,180	\$3,660	\$0	\$6,440	\$17,280
Autism Academy for Education & Development	\$235,475	\$163,709	\$119,410	\$1,765,790	\$2,284,384
Avondale Montessori	\$3,668	\$0	\$0	\$0	\$3,668
Awakening Seed School	\$1,449,344	\$384,236	\$94,280	\$16,514	\$1,944,374
AZ Aspire Academy	\$124,979	\$111,713	\$27,869	\$161,727	\$426,289
AZ Assist Academy	\$1,892	\$0	\$0	\$3,859	\$5,750
Back to Basics Christian School	\$892	\$0	\$0	\$0	\$892
Banner Children's Academy	\$119,268	\$24,882	\$23,914	\$145,180	\$313,244
Barness Family Jewish Community Center Day School	\$465,164	\$0	\$0	\$0	\$465,164
Bayer Private School	\$277,297	\$173,918	\$111,815	\$0	\$563,030
Beautiful Savior Academy	\$437,215	\$51,042	\$1,600	\$0	\$489,857
Begin to Dream Christian Academy	\$450	\$0	\$0	\$0	\$450
Bella Montessori School	\$15,360	\$15,215	\$5,800	\$0	\$36,375
Bella Vista College Preparatory School	\$524,914	\$233,163	\$1,006,530	\$40,857	\$1,805,464
Berean Christian Academy	\$141,146	\$0	\$0	\$0	\$141,146
Beth El Center for Early Childhood Education Kindergarten	\$119,138	\$0	\$0	\$0	\$119,138
Bethany Christian School	\$6,827,502	\$1,381,645	\$677,649	\$35,681	\$8,922,477
Beyond Autism	\$1,289	\$0	\$0	\$42,780	\$44,069
Big Dreams Preschool and Kindergarten	\$3,264	\$2,610	\$0	\$0	\$5,874
Bios Christian Academy	\$1,317,879	\$90,191	\$131,354	\$45,737	\$1,585,161
Black Mountain Science Academy	\$185,035	\$89,242	\$7,520	\$0	\$281,797

Table 13
Estimated Total Scholarships by Private School CY1998 - FY2020

Private School	Original Individual	Switcher Individual	Low-Income Corporate	Disabled/Displaced Corporate	Total Scholarships
Blessed Sacrament Kindergarten	\$711,207	\$193,408	\$12,758	\$1,854	\$919,227
Blossom Park AZ	\$360	\$0	\$0	\$0	\$360
Bourgade Catholic High School	\$14,274,383	\$3,579,557	\$8,736,407	\$334,868	\$26,925,215
Boys Hope/Girls Hope	\$13,551	\$0	\$0	\$0	\$13,551
Breakthrough Academy	\$76,673	\$52,746	\$17,267	\$55,871	\$202,558
Bridges Preschool & Kindergarten	\$53,255	\$31,272	\$38,540	\$0	\$123,067
Bright Horizons Family Ctr	\$1,005	\$503	\$0	\$0	\$1,508
Brightmont Academy	\$174,314	\$101,613	\$13,300	\$34,844	\$324,071
Brophy College Preparatory	\$26,756,039	\$4,523,312	\$12,057,362	\$39,896	\$43,376,608
Brophy Loyola Academy	\$103,350	\$1,954,774	\$1,871,050	\$0	\$3,929,174
Brown Road Christian Academy	\$7,322	\$0	\$0	\$0	\$7,322
Calvary Baptist School	\$324,676	\$42,592	\$219,371	\$5,270	\$591,909
Calvary Central Christian Academy	\$19,884	\$4,823	\$0	\$0	\$24,707
Calvary Chapel Christian School	\$3,568,273	\$1,064,914	\$1,008,981	\$20,755	\$5,662,923
Calvary Christian Academy	\$4,180,695	\$1,074,697	\$314,075	\$0	\$5,569,468
Calvary Christian School	\$370,064	\$16,733	\$91,540	\$0	\$478,337
Calvary Shadows Assembly of God	\$9,746	\$6,125	\$3,550	\$3,525	\$22,946
Camelback Christian School	\$192,995	\$62,494	\$5,720	\$5	\$261,213
Camelback Desert School	\$254,530	\$33,353	\$1,850	\$3,500	\$293,233
Camp Verde United Christian School	\$1,643,944	\$225,283	\$423,107	\$11,515	\$2,303,849
Canyon State Academy	\$13,523	\$0	\$0	\$0	\$13,523
Carden Christian Academy Central	\$517,138	\$96,085	\$183,875	\$49,816	\$846,913
Carden of the Peaks	\$51,510	\$0	\$0	\$0	\$51,510
Carefree Christian Academy	\$130,003	\$83,375	\$32,000	\$4,530	\$249,908
Caritas Academy	\$14,504	\$8,302	\$0	\$0	\$22,806
Casa del Nino Bilingual Montessori School	\$202,807	\$116,869	\$82,970	\$0	\$402,646
Casa Ninos School of Montessori	\$50,901	\$18,748	\$6,250	\$0	\$75,899
Casas Adobe Christian School	\$36,103	\$0	\$0	\$0	\$36,103
Casas Christian School	\$8,701,363	\$1,719,949	\$1,998,330	\$219,501	\$12,639,143
Castlehill Country Day School	\$1,568,381	\$429,420	\$157,077	\$3,000	\$2,157,878
Cathedral Christian Academy	\$723,275	\$0	\$0	\$0	\$723,275
Cathedral of Praise Christian School	\$36,270	\$0	\$10,780	\$0	\$47,050
Cave Creek Montessori	\$364,919	\$286,988	\$18,345	\$0	\$670,252
Cedar Tree Montessori	\$7,020	\$2,432	\$14,649	\$1,975	\$26,076

Table 13
Estimated Total Scholarships by Private School CY1998 - FY2020

Private School	Original Individual	Switcher Individual	Low-Income Corporate	Disabled/Displaced Corporate	Total Scholarships
Central Christian Academy	\$128,978	\$0	\$0	\$0	\$128,978
Chabad Kindergarten & Gan	\$10,000	\$15,400	\$55,200	\$0	\$80,600
Chandler Christian Academy	\$2,898,537	\$719,394	\$214,442	\$2,268	\$3,834,641
Chandler Christian School	\$0	\$0	\$187,822	\$3,515	\$191,337
Chandler Jewish Preschool	\$9,400	\$2,093	\$67,000	\$0	\$78,493
Chaparral Christian Preschool & Kindergarten	\$354,854	\$118,058	\$2,035	\$0	\$474,947
Chapel Haven West	\$57,257	\$2,880	\$0	\$26,997	\$87,134
Cheder Lubavitch	\$843,021	\$298,921	\$2,029,266	\$0	\$3,171,207
Children's Center for Neurodevelopmental Studies	\$201	\$352	\$0	\$0	\$553
Chinle Adventist Elementary	\$7,415	\$0	\$0	\$0	\$7,415
Christ Church School	\$773,838	\$303,211	\$183,347	\$0	\$1,260,396
Christ Lutheran School	\$7,912,209	\$2,573,203	\$353,429	\$10,033	\$10,848,874
Christ the King Academy	\$94,099	\$9,248	\$1,763	\$0	\$105,110
Christ the King Catholic School	\$4,369,838	\$785,690	\$1,325,049	\$19,329	\$6,499,906
Christ the Redeemer Lutheran School	\$722,786	\$0	\$18,880	\$0	\$741,666
Christian Academy of Prescott	\$2,298,645	\$418,330	\$351,578	\$89,889	\$3,158,442
Christian Challenge Academy	\$2,314	\$0	\$0	\$0	\$2,314
Christ's Community Christian Academy	\$165,828	\$0	\$0	\$0	\$165,828
Christ's Greenfield Lutheran School	\$6,585,449	\$1,990,514	\$1,199,679	\$18,955	\$9,794,597
Chrysalis Academy	\$175,358	\$68,993	\$12,611	\$246,098	\$503,060
Clear View Academy	\$26,895	\$14,879	\$6,546	\$0	\$48,320
Cochise SDA Christian School	\$24,322	\$19,058	\$271,125	\$25,594	\$340,099
Colossal Cave Learning Center	\$600	\$0	\$0	\$0	\$600
Community Christian School	\$10,335	\$0	\$0	\$0	\$10,335
Community Montessori	\$294,030	\$109,992	\$0	\$0	\$404,022
Community Schoolhouse	\$4,946	\$97	\$0	\$0	\$5,043
Compassion Christian Academy	\$21,561	\$17,884	\$22,739	\$0	\$62,183
Concordia Lutheran Schools	\$156,346	\$0	\$0	\$0	\$156,346
Congregation Anshei Israel Preschool & Kindergarten	\$115,273	\$78,077	\$31,588	\$0	\$224,938
Copper Canyon Academy	\$2,257	\$0	\$0	\$0	\$2,257
Copper Canyon Christian School	\$42,452	\$0	\$0	\$0	\$42,452
Cornerstone Christian School	\$24,592,680	\$6,118,628	\$4,463,561	\$152,332	\$35,327,201
Cornerstone Kidz	\$106,926	\$8,324	\$1,500	\$0	\$116,750
Coronado Baptist School	\$11,648	\$3,011	\$1,528	\$0	\$16,187

Table 13
Estimated Total Scholarships by Private School CY1998 - FY2020

Private School	Original Individual	Switcher Individual	Low-Income Corporate	Disabled/Displaced Corporate	Total Scholarships
Covenant Child Care Center	\$20,475	\$13,754	\$0	\$0	\$34,229
Covenant Christian School	\$20,714	\$0	\$0	\$0	\$20,714
Covenant of Faith School	\$3,055	\$0	\$0	\$0	\$3,055
Creation School	\$48,467	\$18,837	\$0	\$0	\$67,304
Creative Bridges Cooperative Preschool	\$0	\$0	\$5,000	\$1,710	\$6,710
Creative Castle Preschool & Kindergarten	\$259,343	\$145,418	\$3,505	\$0	\$408,266
Creo School	\$719,704	\$679,372	\$599,033	\$8,333	\$2,006,442
Cross of Glory Lutheran Elementary School	\$787,122	\$270,723	\$56,320	\$20,832	\$1,134,997
Cross Roads Preschool & Kindergarten	\$24,425	\$993	\$200	\$0	\$25,618
Crossroads Christians Academy	\$5,146	\$0	\$0	\$0	\$5,146
Crossroads Community School (Hope Christian Academy)	\$2,703,954	\$606,977	\$47,621	\$9,186	\$3,367,738
Cupertino Learning Academy	\$0	\$0	\$0	\$86,488	\$86,488
Cupertino Power Learning Center	\$27,920	\$17,962	\$7,300	\$82,000	\$135,182
Darkaynu (Tucson Jewish Montessori)	\$3,938	\$4,937	\$0	\$0	\$8,875
David Ricardo School	\$11,060	\$0	\$0	\$0	\$11,060
Dayspring Kindergarten	\$1,194,850	\$253,993	\$4,895	\$500	\$1,454,238
Desert Christian Schools	\$13,592,971	\$2,407,098	\$3,693,415	\$723,648	\$20,417,132
Desert Garden Montessori	\$2,209,845	\$848,332	\$986,360	\$42,239	\$4,086,776
Desert Hills Christian Academy	\$6,703	\$0	\$0	\$0	\$6,703
Desert Jewish Academy	\$608,919	\$396,060	\$142,736	\$21,025	\$1,168,741
Desert Life Academy	\$1,463	\$0	\$0	\$0	\$1,463
Desert Marigold School	\$44,611	\$0	\$0	\$0	\$44,611
Desert Montessori	\$17,652	\$0	\$0	\$0	\$17,652
Desert Quest Private School	\$13,895	\$0	\$1,505	\$2,000	\$17,400
Desert Shadows Montessori	\$170,364	\$58,181	\$10,744	\$0	\$239,289
Desert Sky Montessori	\$21,643	\$5,371	\$9,900	\$6,550	\$43,464
Desert Sky Montessori School	\$2,948	\$2,836	\$0	\$0	\$5,784
Desert Springs Christian Kindergarten	\$238,640	\$0	\$0	\$0	\$238,640
Desert Sun Child Development Center	\$792,707	\$194,881	\$50,669	\$855	\$1,039,112
Desert Valley Christian School	\$437,317	\$67,219	\$520,803	\$4,849	\$1,030,189
Desert View Learning Center	\$1,806,975	\$497,734	\$13,460	\$0	\$2,318,169
Desert Voices Oral Learning Center	\$745,435	\$230,452	\$11,000	\$45,900	\$1,032,786
Desert Willow Educational Services	\$11,746	\$0	\$0	\$0	\$11,746
Dobson Montessori School	\$1,518,266	\$314,525	\$259,391	\$27,477	\$2,119,660

Table 13
Estimated Total Scholarships by Private School CY1998 - FY2020

Private School	Original Individual	Switcher Individual	Low-Income Corporate	Disabled/Displaced Corporate	Total Scholarships
Dove Christian School	\$285,598	\$0	\$875	\$0	\$286,473
Downtown Community School	\$16,161	\$9,595	\$2,000	\$0	\$27,756
Dream City Christian School	\$9,387,454	\$1,713,805	\$5,570,264	\$156,534	\$16,828,056
Dynamite Montessori School	\$772,264	\$271,096	\$12,550	\$6,228	\$1,062,138
Early Light Academy	\$4,900	\$0	\$0	\$0	\$4,900
East Fork Lutheran School	\$656,388	\$112,533	\$2,406	\$0	\$771,327
East Valley Adventist Education Program	\$225	\$0	\$2,653	\$0	\$2,878
East Valley Christian Academy	\$23,610	\$0	\$0	\$0	\$23,610
East Valley Jewish Day School	\$348,533	\$3,173	\$57,303	\$5,266	\$414,275
Eastside Christian School	\$1,665	\$0	\$0	\$0	\$1,665
Educational Special Needs Services	\$1,560	\$0	\$0	\$0	\$1,560
El Dorado Private School	\$540,977	\$218,392	\$48,344	\$34,196	\$841,909
Emmanuel Christian Academy	\$961,737	\$302,033	\$640,109	\$28,071	\$1,931,951
Emmanuel Lutheran School	\$2,214,303	\$447,642	\$216,651	\$15,608	\$2,894,204
Emmaus Lutheran School	\$1,111,342	\$185,027	\$29,592	\$1,625	\$1,327,585
Empower Academy	\$3,064	\$2,575	\$4,500	\$5,000	\$15,139
Enchanted Desert School	\$591,497	\$0	\$0	\$0	\$591,497
Enrichment Academy	\$1,301	\$0	\$150	\$0	\$1,451
Esther B Feldman Kindergarten	\$3,726	\$4,278	\$0	\$0	\$8,004
Ethos School	\$101,172	\$0	\$0	\$20,570	\$121,742
Experimental Schools Corp of AZ	\$7,794	\$0	\$0	\$0	\$7,794
Faith Baptist School	\$1,078	\$0	\$0	\$0	\$1,078
Faith Christian Academy	\$265,025	\$58,784	\$137,001	\$350	\$461,159
Faith Christian School	\$1,753,980	\$424,344	\$288,007	\$63,383	\$2,529,715
Faith Community Academy	\$1,508,484	\$344,567	\$876,217	\$30,679	\$2,759,947
Faith Life Christian Academy	\$450	\$0	\$0	\$0	\$450
Faith Lutheran School	\$1,642,891	\$243,248	\$574,079	\$17,155	\$2,477,372
Family Life Academy	\$1,983,818	\$374,647	\$515,144	\$11,547	\$2,885,155
Family of Christ Learning Center	\$241,739	\$96,355	\$0	\$0	\$338,094
Family of God Lutheran School	\$70,557	\$0	\$9,009	\$0	\$79,566
Father's Heart Christian School	\$1,000	\$0	\$0	\$0	\$1,000
Fellowship Child Development Center	\$63,080	\$0	\$0	\$0	\$63,080
Fenster School	\$900	\$0	\$0	\$21,260	\$22,160
Firm Foundation Christian School	\$189,254	\$0	\$11,789	\$0	\$201,043

Table 13
Estimated Total Scholarships by Private School CY1998 - FY2020

Private School	Original Individual	Switcher Individual	Low-Income Corporate	Disabled/Displaced Corporate	Total Scholarships
First Baptist Christian Academy	\$1,560,664	\$361,919	\$85,560	\$1,505	\$2,009,648
First Baptist Christian School	\$47,980	\$0	\$0	\$0	\$47,980
First Baptist of Mesa Christian Academy	\$12,367	\$0	\$0	\$0	\$12,367
First Southern Christian School	\$1,453,598	\$179,777	\$259,931	\$21,935	\$1,915,241
Flagstaff Adventist School	\$462,015	\$0	\$0	\$0	\$462,015
Flagstaff Community Christian School	\$1,625,836	\$648,553	\$2,503,253	\$55,650	\$4,833,292
Florence Baptist Academy	\$33,833	\$11,561	\$21,250	\$750	\$67,394
Foundation for Blind Children	\$1,173,371	\$491,551	\$61,600	\$701,992	\$2,428,514
Founders Classical Academy	\$3,000	\$0	\$0	\$0	\$3,000
Fountain of Life Lutheran School	\$1,702,094	\$18,798	\$9,175	\$0	\$1,730,067
Fourteen Six Christian Academy	\$100,683	\$37,537	\$26,700	\$3,100	\$168,020
Freedom Baptist Academy	\$113,401	\$62,186	\$343,471	\$1,000	\$520,059
Freedom Christian Academy	\$701,882	\$185,385	\$1,218,340	\$70,830	\$2,176,437
Freedom Christian School	\$35,600	\$1,647	\$0	\$0	\$37,247
French American School of Arizona	\$18,145	\$24,695	\$0	\$0	\$42,840
Friendship Christian School	\$15,848	\$0	\$0	\$0	\$15,848
Full Gospel Christian Academy	\$4,474	\$0	\$0	\$0	\$4,474
Fusion Academy	\$0	\$20,005	\$0	\$0	\$20,005
Gan Yeladim	\$43,000	\$0	\$0	\$0	\$43,000
Gary K. Herberger Young Scholar's Academy	\$521,880	\$277,839	\$454,537	\$53,249	\$1,307,504
Gateway Academy	\$89,284	\$18,590	\$21,178	\$262,866	\$391,919
Gateway Baptist Academy	\$558,148	\$156,034	\$187,454	\$29,778	\$931,414
Gateway Bible Church Christian Training Center	\$6,703	\$0	\$0	\$0	\$6,703
Gateway Fellowship Preschool & Kindergarten	\$11,225	\$0	\$0	\$0	\$11,225
Gateway Independent School	\$110,885	\$0	\$0	\$0	\$110,885
Gateways School	\$16,063	\$0	\$0	\$0	\$16,063
Gethsemane Christian Academy	\$53,302	\$27,676	\$0	\$0	\$80,979
Gethsemane Lutheran School	\$2,940,760	\$559,412	\$47,718	\$500	\$3,548,389
Gila Mountain Christian Academy	\$8,680	\$0	\$0	\$0	\$8,680
Gilbert Christian Schools	\$15,822,509	\$6,881,029	\$5,931,693	\$131,155	\$28,766,386
Gilbert Montessori	\$15,195	\$17,415	\$5,400	\$0	\$38,010
Gilson Wash Baptist Academy	\$44,388	\$0	\$0	\$0	\$44,388
Glendale Christian Academy	\$1,362,818	\$240,531	\$618,845	\$0	\$2,222,193
Glenview Adventist Academy	\$855,773	\$90,763	\$1,974,643	\$0	\$2,921,179

Table 13
Estimated Total Scholarships by Private School CY1998 - FY2020

Private School	Original Individual	Switcher Individual	Low-Income Corporate	Disabled/Displaced Corporate	Total Scholarships
God's Garden Child Development Center	\$3,446	\$0	\$0	\$0	\$3,446
God's World	\$870	\$0	\$0	\$0	\$870
Golf Links Christian School	\$25,564	\$0	\$0	\$0	\$25,564
Golladay School	\$129,661	\$116,355	\$11,000	\$0	\$257,016
Good Earth Montessori	\$11,290	\$3,291	\$600	\$1,000	\$16,181
Good Shepherd Lutheran School	\$120,574	\$0	\$0	\$0	\$120,574
Good Steps Christian Academy	\$5,303	\$0	\$0	\$0	\$5,303
Gospel Light Christian Academy	\$5,235	\$0	\$1,325	\$0	\$6,560
Gospel Outreach Christian School	\$10,853	\$4,526	\$53,650	\$0	\$69,029
Grace Christian Academy	\$9,615,186	\$1,187,066	\$811,207	\$69,791	\$11,683,249
Grace Christian School	\$63,527	\$0	\$0	\$0	\$63,527
Grace Community Christian	\$0	\$0	\$3,658	\$0	\$3,658
Grace Fellowship Academy	\$1,337,063	\$388,156	\$646,811	\$586	\$2,372,616
Grace Garden Christian Preschool	\$0	\$20	\$0	\$0	\$20
Grace Lutheran School	\$1,927,658	\$348,434	\$168,436	\$20,198	\$2,464,726
GracePointe Christian Academy (Chapel in the Hills)	\$443,685	\$56,046	\$283,226	\$1,005	\$783,962
Graysmark Academy	\$36,025	\$3,092	\$6,000	\$41,152	\$86,269
Green Fields Country Day School	\$4,050,494	\$831,256	\$1,536,676	\$63,253	\$6,481,679
Greenhouse Montessori School	\$32,597	\$42,735	\$11,300	\$0	\$86,632
Guidepost Montessori at North Scottsdale	\$22,664	\$23,430	\$6,000	\$0	\$52,094
Guiding Light Christian Educational Center (GLCP)	\$223,277	\$108,165	\$128,194	\$500	\$460,136
Guiding Light Christian School	\$339,702	\$0	\$0	\$0	\$339,702
Hand in Hand Christian School	\$91,629	\$33,295	\$33,220	\$0	\$158,144
Happy Trails	\$40,133	\$0	\$5,234	\$0	\$45,367
Harvest Christian Academy	\$91,237	\$0	\$0	\$0	\$91,237
Harvest Kidz School	\$19,632	\$10,626	\$1,250	\$0	\$31,507
Heartwood Montessori	\$27,898	\$26,130	\$169,500	\$0	\$223,528
Herencia Guadalupana Lab School	\$1,833	\$998	\$0	\$0	\$2,831
Herencia Guadalupana Lab Schools	\$0	\$0	\$25,624	\$0	\$25,624
Heritage Christian Academy	\$1,463,449	\$5,563	\$16,485	\$0	\$1,485,497
Heritage Montessori	\$140,754	\$78,611	\$3,587	\$0	\$222,952
Hermosa Montessori	\$88,619	\$0	\$0	\$0	\$88,619
Highland Free School	\$70,908	\$0	\$0	\$0	\$70,908
Holbrook Adventist Indian School	\$264,756	\$36,658	\$35,072	\$8,138	\$344,624

Table 13
Estimated Total Scholarships by Private School CY1998 - FY2020

Private School	Original Individual	Switcher Individual	Low-Income Corporate	Disabled/Displaced Corporate	Total Scholarships
Holy Angels School	\$984,962	\$0	\$100,000	\$0	\$1,084,962
Holy Cross Evangelical Lutheran School	\$85,821	\$9,612	\$2,100	\$0	\$97,534
Holy Family Academy	\$61,809	\$24,608	\$113,750	\$500	\$200,667
Holy Trinity Academy	\$330,799	\$45,290	\$4,491	\$4,679	\$385,259
Holy Trinity Greek Orthodox Cathedral	\$0	\$0	\$0	\$500	\$500
Hope Academy for Autism	\$6,283	\$5,662	\$178,800	\$421,033	\$611,778
HOPE Christian Academy	\$470,752	\$313,248	\$40,690	\$0	\$824,690
Hopi Mission School	\$2,451,858	\$231,656	\$116,216	\$0	\$2,799,730
Howard S. Gray Education Program	\$85,527	\$3,611	\$100	\$100	\$89,338
Imago Dei Middle School	\$3,505,902	\$1,202,781	\$5,028,688	\$0	\$9,737,372
Immaculate Conception School	\$2,751,872	\$1,061,000	\$4,160,012	\$58,874	\$8,031,758
Immaculate Heart Academy	\$1,133,136	\$522,912	\$1,196,277	\$44,525	\$2,896,850
Immaculate Heart High School	\$3,918,700	\$492,701	\$1,608,434	\$67,884	\$6,087,719
Immaculate Heart of Mary School	\$13,284	\$3,472	\$28,000	\$0	\$44,756
Inspire International Preschool	\$0	\$0	\$2,700	\$0	\$2,700
Inspire Kids Montessori	\$124,042	\$103,474	\$4,497	\$0	\$232,013
Integrity Preparatory Academy	\$19,000	\$0	\$40,200	\$0	\$59,200
Intermountain Academy	\$181,549	\$105,143	\$1,289,085	\$6,036,859	\$7,612,636
International Christian Academy Online	\$8,044	\$0	\$0	\$0	\$8,044
International School for Peace	\$17,961	\$3,901	\$0	\$0	\$21,862
International School of Arizona	\$1,524,423	\$792,435	\$618,132	\$1,250	\$2,936,240
International School of Tucson	\$1,453,983	\$619,429	\$1,817,131	\$26,418	\$3,916,961
Ironwood Hill School	\$9,413	\$5,395	\$20,858	\$15,560	\$51,227
iSTEAM Academy	\$1,000	\$0	\$0	\$0	\$1,000
Jess Schwartz College Preparatory	\$2,984,869	\$0	\$19,000	\$0	\$3,003,869
Joanne Todd Christian School	\$620,247	\$191,590	\$15,135	\$1,000	\$827,973
Journeys Academy	\$9,900	\$0	\$10,000	\$0	\$19,900
Joyful Beginnings Academy-NOW Arizona Christian Academy	\$483,966	\$115,518	\$900	\$0	\$600,383
Kachina Country Day School	\$6,725	\$0	\$9,500	\$7,050	\$23,275
KASL Academy for Deaf and Hard of Hearing	\$4,890	\$7,510	\$49,400	\$51,000	\$112,800
Keystone Montessori Kingdom	\$268,868	\$0	\$0	\$0	\$268,868
Khalsa Montessori	\$120,031	\$0	\$0	\$0	\$120,031
Kids' Discovery Club Christian Kindergarten	\$17,076	\$0	\$0	\$0	\$17,076

Table 13
Estimated Total Scholarships by Private School CY1998 - FY2020

Private School	Original Individual	Switcher Individual	Low-Income Corporate	Disabled/Displaced Corporate	Total Scholarships
Kimber Academy	\$136,576	\$74,984	\$6,000	\$1,500	\$219,060
King David School	\$2,994,954	\$0	\$22,319	\$0	\$3,017,273
King of Glory Christian Academy	\$2,350	\$500	\$2,350	\$0	\$5,200
Kingdom Preparatory Academy	\$806	\$280	\$180,340	\$0	\$181,426
Kingman Adventist Christian School	\$96,992	\$0	\$0	\$0	\$96,992
King's Academy	\$4,000	\$0	\$0	\$0	\$4,000
Kino Learning Center	\$1,093,273	\$262,675	\$515,591	\$191,427	\$2,062,967
Kyrene del Norte	\$540	\$0	\$0	\$0	\$540
La Paz Montessori	\$540	\$535	\$0	\$0	\$1,075
La Tierra Community School	\$25,445	\$0	\$0	\$0	\$25,445
Lamad Preparatory Academy	\$2,955	\$0	\$0	\$0	\$2,955
Lamb's Gate Christian School	\$628,316	\$69,445	\$54,433	\$7,715	\$759,909
Lambs of God School	\$10,213	\$0	\$0	\$0	\$10,213
Lamplighters Chabad Day School of Tucson	\$24,385	\$15,695	\$66,600	\$0	\$106,680
Landmark Christian Academy	\$4,009	\$0	\$0	\$0	\$4,009
Latch School - ACCEL	\$737,731	\$129,105	\$303,447	\$717,422	\$1,887,705
Lauren's Institute for Education School (LIFE)	\$586,128	\$225,021	\$1,627,281	\$6,740,623	\$9,179,054
Learning Unlimited	\$0	\$0	\$4,000	\$6,000	\$10,000
Legacy Academy	\$104,256	\$22,019	\$37,310	\$0	\$163,585
Legacy Classical Christian Academy	\$350,352	\$0	\$20,000	\$0	\$370,352
Lestonnac School	\$88,461	\$0	\$0	\$0	\$88,461
Lexington Academy	\$73,609	\$0	\$0	\$0	\$73,609
Lexington Life Academy	\$66,136	\$31,791	\$308,445	\$1,999,060	\$2,405,432
Lexis Preparatory School	\$787,574	\$503,564	\$428,371	\$542,450	\$2,261,959
Liberty Christian Academy	\$99,564	\$0	\$16,601	\$2,000	\$118,165
Liberty Youth Academy	\$73,819	\$22,033	\$2,925	\$0	\$98,777
Life Academy	\$5,899	\$0	\$4,600	\$0	\$10,499
Life Christian Academy	\$285,838	\$143,312	\$20,070	\$0	\$449,220
Life Development Institute	\$469,359	\$144,780	\$100,606	\$276,275	\$991,020
Light and Life Elementary School	\$345,718	\$0	\$0	\$0	\$345,718
Lighthouse Academy	\$49,140	\$0	\$0	\$0	\$49,140
Little Angels Montessori School	\$4,635	\$3,503	\$2,220	\$0	\$10,358
Little Palms School	\$12,576	\$174	\$0	\$0	\$12,750
Logos Christian Academy	\$387,905	\$133,912	\$1,411,013	\$4,500	\$1,937,330

Table 13
Estimated Total Scholarships by Private School CY1998 - FY2020

Private School	Original Individual	Switcher Individual	Low-Income Corporate	Disabled/Displaced Corporate	Total Scholarships
Loretto Catholic School	\$1,872,591	\$369,999	\$4,537,836	\$0	\$6,780,426
Lourdes Catholic School	\$2,097,231	\$343,885	\$2,223,866	\$1,020	\$4,666,002
Loyola Academy	\$0	\$1,544,025	\$1,195,095	\$0	\$2,739,120
Lumos Arts Academy	\$118,038	\$51,164	\$147,690	\$0	\$316,893
Magical Journey Learning Center	\$426,115	\$291,113	\$26,235	\$6,250	\$749,713
Mandarin Montessori Academy	\$22,348	\$15,048	\$0	\$0	\$37,396
Maranatha Christian Academy	\$49,915	\$3,547	\$181,188	\$0	\$234,650
Maricopa Village Christian School	\$90,897	\$18,834	\$30,200	\$0	\$139,931
Marina Montessori	\$465	\$0	\$0	\$0	\$465
Martin Luther Lutheran School	\$1,233,008	\$0	\$0	\$0	\$1,233,008
Menachem Mendel Academy	\$147,658	\$10,678	\$4,500	\$0	\$162,835
Mesa Christian Academy	\$156,220	\$59,624	\$61,720	\$0	\$277,564
Mesa Montessori	\$112,419	\$90,207	\$80	\$0	\$202,706
Messiah Lutheran Open Arms	\$88,363	\$0	\$0	\$0	\$88,363
Millennium Worldwide Academy	\$133,605	\$0	\$187,236	\$0	\$320,841
Miro International School	\$4,900	\$20,020	\$2,525	\$0	\$27,445
Mis Manos Montessori School	\$17,739	\$5,397	\$0	\$1,000	\$24,136
Mission Christian School	\$494,561	\$0	\$221,699	\$0	\$716,260
Mission Montessori	\$164,546	\$0	\$0	\$0	\$164,546
Mission View Academy	\$1,367	\$0	\$0	\$0	\$1,367
Montessori 2000	\$7,173	\$0	\$0	\$0	\$7,173
Montessori Center School	\$639,553	\$156,580	\$15,500	\$0	\$811,633
Montessori Centre Main	\$139,381	\$0	\$0	\$0	\$139,381
Montessori Centre North	\$78,438	\$0	\$0	\$0	\$78,438
Montessori Children's Home	\$373,328	\$55,556	\$13,030	\$0	\$441,914
Montessori Day School	\$147,040	\$0	\$0	\$0	\$147,040
Montessori Educare Academy	\$359,424	\$59,168	\$0	\$5,582	\$424,174
Montessori Education Center	\$14,885	\$0	\$0	\$0	\$14,885
Montessori in the Park	\$900,232	\$399,833	\$460,745	\$55	\$1,760,866
Montessori International School	\$1,326,334	\$345,541	\$976,304	\$41,716	\$2,689,895
Montessori Kingdom of Learning	\$2,238,759	\$182,111	\$103,047	\$1,600	\$2,525,517
Montessori Learning Center	\$85,510	\$17,220	\$0	\$0	\$102,730
Montessori Matters	\$70,715	\$41,910	\$0	\$6,250	\$118,875
Montessori of Surprise	\$35,704	\$14,252	\$3,544	\$0	\$53,500

Table 13
Estimated Total Scholarships by Private School CY1998 - FY2020

Private School	Original Individual	Switcher Individual	Low-Income Corporate	Disabled/Displaced Corporate	Total Scholarships
Montessori Preparatory Academy	\$71,825	\$6,111	\$11,204	\$4,849	\$93,989
Montessori Schoolhouse Charter	\$38,633	\$0	\$0	\$0	\$38,633
Montessori West Preparatory	\$259,970	\$31,771	\$0	\$0	\$291,741
Montezuma Indian School	\$6,333	\$0	\$0	\$0	\$6,333
Morning Glory Montessori	\$31,535	\$0	\$0	\$0	\$31,535
Most Holy Trinity Catholic School	\$3,192,623	\$517,141	\$3,519,015	\$10,721	\$7,239,500
Mother of Sorrows	\$1,500	\$4,500	\$0	\$0	\$6,000
Mount Calvary Lutheran School	\$629,476	\$68,159	\$86,299	\$0	\$783,934
Mountain Christian School	\$1,812,500	\$449,633	\$883,896	\$33,641	\$3,179,670
Mountain View Lutheran School	\$61,105	\$0	\$1,750	\$0	\$62,855
Native American Christian Academy	\$159,283	\$59,031	\$157,150	\$0	\$375,465
Navajo Christian Preparatory Academy	\$478,359	\$214,418	\$40	\$0	\$692,817
Navajo Evangelical Lutheran Mission School	\$2,420,215	\$267,813	\$132,453	\$0	\$2,820,482
Navajo Trails	\$1,725	\$0	\$0	\$0	\$1,725
Nehemiah Ministries	\$2,484	\$0	\$0	\$0	\$2,484
Nellie P. Covert School	\$296,042	\$0	\$0	\$0	\$296,042
Neurologic Music Therapy Services of Arizona	\$191,510	\$47,634	\$500	\$55,754	\$295,398
New Covenant Lutheran Preschool & Kindergarten	\$454,217	\$162,393	\$10,500	\$3,451	\$630,562
New Hope Christian Academy	\$172,644	\$0	\$0	\$0	\$172,644
New Horizons Christian Academy	\$137,409	\$0	\$0	\$0	\$137,409
New Life Christian Academy	\$3,200	\$0	\$9,325	\$0	\$12,525
New Life Wesleyan Academy	\$3,240	\$0	\$0	\$0	\$3,240
New School for the Arts	\$563	\$0	\$0	\$0	\$563
New Vistas Center for Education	\$2,561,794	\$1,044,944	\$177,050	\$0	\$3,783,788
New Way Learning Academy	\$4,876,858	\$2,738,043	\$2,362,041	\$3,320,803	\$13,297,745
Noah's Ark Preschool & Kindergarten	\$241,450	\$56,011	\$0	\$0	\$297,460
Nogales Christian Academy	\$33,118	\$0	\$7,500	\$0	\$40,618
Noor Academy of Arizona	\$3,681,600	\$642,836	\$1,987,772	\$750	\$6,312,959
North Phoenix Baptist Kindergarten	\$263,359	\$91,237	\$0	\$0	\$354,596
North Phoenix Christian Montessori School	\$5,907	\$0	\$0	\$0	\$5,907
North Valley Christian Academy (Cross of Christ)	\$2,821,023	\$1,020,968	\$888,101	\$48,918	\$4,779,010
Northland Christian School	\$353,584	\$194,413	\$200,387	\$2,063	\$750,447
Northminster Christian School	\$627,416	\$144,073	\$148,239	\$17,570	\$937,298
Northwest Christian School	\$30,207,389	\$7,187,948	\$4,671,064	\$199,190	\$42,265,591

Table 13
Estimated Total Scholarships by Private School CY1998 - FY2020

Private School	Original Individual	Switcher Individual	Low-Income Corporate	Disabled/Displaced Corporate	Total Scholarships
Notre Dame Preparatory	\$12,054,755	\$4,530,602	\$3,234,204	\$37,336	\$19,856,898
Oak Creek Ranch School	\$14,912	\$1,533	\$2,000	\$0	\$18,445
Oasis Christian School	\$900	\$0	\$0	\$0	\$900
Olga and Bob Strauss Center for Early Childhood Development	\$1,380	\$0	\$14,382	\$0	\$15,762
On-Track Academy	\$194,161	\$101,437	\$34,750	\$201,713	\$532,061
Opincar Study Center	\$1,425	\$0	\$0	\$0	\$1,425
Our Lady of Guadalupe	\$157,428	\$18,430	\$19,197	\$0	\$195,055
Our Lady of Joy School	\$281,754	\$0	\$14,273	\$0	\$296,027
Our Lady of Mt. Carmel School	\$6,471,303	\$1,311,464	\$1,047,176	\$2,930	\$8,832,873
Our Lady of Perpetual Help Catholic School	\$12,290,791	\$2,327,712	\$6,088,556	\$73,761	\$20,780,821
Our Lady of Sorrows Academy	\$578,475	\$69,358	\$339,498	\$1,000	\$988,331
Our Lady of the Lake	\$567,338	\$209,036	\$31,137	\$0	\$807,511
Our Lady of the Sun Academy	\$16,643	\$5,129	\$0	\$0	\$21,772
Our Mother of Sorrows Catholic School	\$3,911,941	\$733,308	\$4,276,405	\$106,053	\$9,027,707
Our Savior's Lutheran School	\$103,209	\$14,708	\$2,550	\$0	\$120,467
Our Saviour Lutheran School	\$305,961	\$6,777	\$4,985	\$0	\$317,723
Outer Limits School	\$781	\$0	\$0	\$0	\$781
Page Christian School	\$132,715	\$27,459	\$17,697	\$0	\$177,871
Palm Valley Montessori	\$404,569	\$557,805	\$1,544,100	\$0	\$2,506,473
Palms Christian School	\$335,135	\$55,699	\$68,509	\$8,337	\$467,680
Palo Verde Christian School	\$363,368	\$0	\$3,640	\$0	\$367,008
Paradise for Tots Christian Kindergarten	\$116,087	\$30,357	\$14,200	\$0	\$160,644
Paradise Mountain Christian Academy	\$139,332	\$0	\$0	\$0	\$139,332
Paradise Valley Christian Preparatory	\$8,592,992	\$1,651,905	\$1,259,936	\$33,658	\$11,538,490
Pardes Jewish Day School	\$10,543,029	\$2,395,381	\$1,061,636	\$41,770	\$14,041,817
Parker Apostolic Christian School	\$15,551	\$0	\$8,326	\$0	\$23,877
Parkside Christian Learning Center	\$3,324	\$1,296	\$0	\$0	\$4,620
Parkway Children's School of Excellence	\$57,434	\$10,108	\$0	\$0	\$67,542
Patagonia Montessori	\$67,069	\$0	\$0	\$0	\$67,069
Pathway Christian School	\$8,575	\$5,674	\$0	\$0	\$14,249
Pathways School	\$149,898	\$83,075	\$188,350	\$158,106	\$579,429
Pax Academy	\$14,830	\$0	\$7,000	\$0	\$21,830
Payson Community Christian School	\$2,032,051	\$418,547	\$784,098	\$3,750	\$3,238,447

Table 13
Estimated Total Scholarships by Private School CY1998 - FY2020

Private School	Original Individual	Switcher Individual	Low-Income Corporate	Disabled/Displaced Corporate	Total Scholarships
Peace Lutheran Church School	\$63,095	\$0	\$0	\$0	\$63,095
Pentecostal of Phoenix Christian Academy	\$21,399	\$0	\$0	\$0	\$21,399
Peridot Lutheran Elementary	\$147,792	\$27,961	\$41,123	\$0	\$216,877
Phillips Christian School	\$26,921	\$0	\$0	\$0	\$26,921
Phoenix Christian Academy	\$70,257	\$0	\$121,935	\$0	\$192,192
Phoenix Christian Preparatory Schools	\$10,237,362	\$1,271,894	\$9,046,789	\$158,510	\$20,714,554
Phoenix Christian School K-8	\$2,498,520	\$766,662	\$377,373	\$19,117	\$3,661,673
Phoenix Country Day School	\$6,746,468	\$2,802,504	\$9,553,982	\$0	\$19,102,954
Phoenix Hebrew Academy	\$8,602,140	\$1,802,346	\$1,734,634	\$500	\$12,139,620
Phoenix Preparatory High School for Boys	\$70,900	\$0	\$0	\$0	\$70,900
Phoenix Preparatory High School for Girls	\$88,850	\$0	\$0	\$0	\$88,850
Phoenix Rising Free School	\$8,079	\$0	\$0	\$0	\$8,079
Phoenix, Special Programs and Academies	\$4,669	\$0	\$0	\$0	\$4,669
Pilgrim Lutheran School	\$975,703	\$193,331	\$39,754	\$4,484	\$1,213,271
Pleasantview Christian Elementary	\$58,485	\$10,011	\$221,675	\$5,473	\$295,645
Pope John XXIII Catholic School	\$0	\$0	\$9,400	\$0	\$9,400
Potter's House	\$13,826	\$0	\$0	\$0	\$13,826
Precious Lamb Christian School	\$89,613	\$0	\$8,925	\$0	\$98,538
Prescott Adventist Christian School	\$292,346	\$39,926	\$114,861	\$500	\$447,633
Primavera School	\$1,630,580	\$417,785	\$126,085	\$500	\$2,174,950
Primrose School at Palm Valley	\$27,973	\$0	\$0	\$0	\$27,973
Primrose School of Fletcher Heights	\$4,770	\$0	\$0	\$0	\$4,770
Promiseland Christian Preschool	\$0	\$0	\$0	\$750	\$750
Providence Classical School	\$641,359	\$0	\$4,534	\$0	\$645,893
PS Academy Arizona	\$230,025	\$133,027	\$143,050	\$824,489	\$1,330,590
Quality Interactive Montessori	\$368,961	\$255,363	\$269,366	\$12,180	\$905,870
Queen of All Saints	\$1,536	\$0	\$0	\$0	\$1,536
Queen of Peace Catholic School	\$2,692,432	\$468,359	\$3,600,692	\$13,773	\$6,775,256
Rainbow Academy	\$191,766	\$0	\$0	\$0	\$191,766
Rainbow Montessori	\$17,051	\$0	\$0	\$0	\$17,051
Rancho Solano Schools	\$4,120,549	\$780,226	\$192,313	\$9,182	\$5,102,270
Red Earth Waldorf Kindergarten and Preschool	\$5,415	\$11,660	\$14,524	\$0	\$31,599
Red Mountain Montessori Academy	\$42,282	\$12,877	\$0	\$1,000	\$56,159
Red Rock Christian School	\$83,621	\$0	\$0	\$0	\$83,621

Table 13
Estimated Total Scholarships by Private School CY1998 - FY2020

Private School	Original Individual	Switcher Individual	Low-Income Corporate	Disabled/Displaced Corporate	Total Scholarships
Red Sands Christian School	\$68,153	\$47,337	\$710,718	\$32,031	\$858,239
Redeemer Christian Academy (Southern)	\$84,922	\$0	\$17,058	\$0	\$101,980
Redeemer Christian School (Stapley)	\$1,847,120	\$266,931	\$312,754	\$12,916	\$2,439,721
Redeemer Lutheran School	\$3,082,848	\$669,642	\$375,236	\$7,850	\$4,135,576
Renaissance Academy Tucson	\$684	\$0	\$0	\$0	\$684
Resurrection Lutheran Child Development Center	\$1,068,222	\$137,648	\$6,772	\$0	\$1,212,642
Rise & Shine Exceptional Services	\$11,640	\$4,060	\$500	\$2,500	\$18,700
RISE Resource Center	\$1,047	\$1,041	\$12,300	\$26,320	\$40,707
Risen Savior Lutheran School	\$2,128,477	\$350,549	\$6,135	\$0	\$2,485,161
Rising Sun Montessori	\$1,615	\$0	\$0	\$0	\$1,615
River of Life Christian School	\$556,125	\$49,513	\$566,563	\$12,903	\$1,185,104
Rockwood Preparatory Academy	\$0	\$600	\$2,215	\$55,309	\$58,124
Rose Garden School	\$540	\$0	\$0	\$0	\$540
Running River School	\$200,530	\$51,719	\$220,817	\$0	\$473,066
S A R R C Community School	\$385,675	\$76,596	\$12,250	\$41,751	\$516,272
Sacred Heart Catholic School	\$7,493,824	\$1,530,579	\$2,385,764	\$0	\$11,410,167
Safford Adventist Christian School	\$61,008	\$0	\$0	\$0	\$61,008
Safford Christian Academy	\$238,031	\$1,243	\$0	\$0	\$239,274
Saguaro Hills Adventist Christian School	\$446,284	\$28,068	\$418,969	\$18,512	\$911,833
Saguaro Hills Christian School	\$326,468	\$0	\$10,625	\$0	\$337,093
Sahuarita Christian Academy	\$313,479	\$0	\$384,878	\$0	\$698,357
Salpointe Catholic High School	\$26,436,766	\$6,605,498	\$14,924,111	\$190,384	\$48,156,758
San Francisco de Asis Catholic School	\$3,288,574	\$1,064,564	\$1,457,935	\$0	\$5,811,074
San Miguel High School	\$4,011,921	\$1,345,963	\$13,331,738	\$2,100	\$18,691,722
San Tan Christian Academy	\$49,958	\$0	\$9,400	\$0	\$59,358
San Xavier Mission School	\$4,305,379	\$722,693	\$2,916,241	\$14,319	\$7,958,631
Santa Cruz Catholic School	\$2,798,880	\$568,880	\$6,693,797	\$92,522	\$10,154,078
Satori	\$1,173,430	\$198,728	\$12,231	\$5	\$1,384,394
Scottsdale Christian Academy	\$19,171,100	\$5,229,094	\$6,287,421	\$84,103	\$30,771,719
Scottsdale Country Day School	\$44,572	\$2,115	\$9,600	\$0	\$56,287
Scottsdale United Methodist Co-Op	\$16,876	\$1,960	\$1,725	\$0	\$20,561
Sedona Christian School	\$86,615	\$0	\$0	\$0	\$86,615
Sedona Montessori	\$4,378	\$0	\$0	\$0	\$4,378
Sedona Sky Academy	\$25,194	\$13,108	\$0	\$0	\$38,302

Table 13
Estimated Total Scholarships by Private School CY1998 - FY2020

Private School	Original Individual	Switcher Individual	Low-Income Corporate	Disabled/Displaced Corporate	Total Scholarships
Seton Catholic High School	\$15,579,268	\$2,990,999	\$2,350,443	\$37,556	\$20,958,266
Shalom Montessori School	\$363,452	\$26,294	\$104,461	\$0	\$494,207
Shearim Torah High School	\$1,312,634	\$404,100	\$933,522	\$0	\$2,650,256
Sheila's Christian Academy "Minds in Motion"	\$101,790	\$42,268	\$0	\$0	\$144,058
Shepherd of the Desert Lutheran School	\$2,570,610	\$721,853	\$287,452	\$1,971	\$3,581,885
Shepherd of the Valley Lutheran Preschool (Kindergarten)	\$0	\$10,500	\$0	\$0	\$10,500
Shepherd's Christian Academy	\$6,388	\$0	\$0	\$0	\$6,388
Sherwood Village	\$25,802	\$0	\$0	\$0	\$25,802
Shiloh Christian School	\$359,760	\$0	\$2,821	\$0	\$362,581
Show Low Adventist Christian School	\$4,699	\$0	\$0	\$0	\$4,699
Sierra Academy of Scottsdale	\$58,163	\$12,428	\$0	\$5	\$70,596
Sino International Montessori	\$3,010	\$490	\$0	\$0	\$3,500
Sino International Montessori School	\$3,070	\$8,390	\$0	\$0	\$11,460
Skyway Christian School	\$11,680	\$0	\$0	\$0	\$11,680
Smaller Scholars Montessori Academy	\$3,610	\$1,015	\$5,300	\$0	\$9,925
Smart Schools	\$196	\$0	\$0	\$0	\$196
Son Life Christian School	\$2,205	\$0	\$0	\$0	\$2,205
Sonoran International School	\$11,781	\$0	\$0	\$0	\$11,781
SonRise Christian School	\$79,037	\$0	\$0	\$0	\$79,037
Sonshine Christian School	\$121,860	\$38,174	\$147,081	\$0	\$307,115
Sonshine Preschool	\$0	\$0	\$0	\$12,618	\$12,618
Southwest Christian School	\$704,643	\$227,436	\$528,094	\$7,187	\$1,467,359
Southwest Indian School	\$230	\$0	\$0	\$15,248	\$15,478
Southwestern Christian School	\$2,584,365	\$263,176	\$454,307	\$21,166	\$3,323,014
Spectrum Private School	\$11,768	\$0	\$0	\$0	\$11,768
Spirit of Hope Montessori	\$203,616	\$35,305	\$1,590	\$0	\$240,511
Spondeo Montessori	\$12,815	\$6,594	\$0	\$0	\$19,409
Spondeo Preschool	\$4,695	\$7,605	\$0	\$0	\$12,300
Spring Ridge Academy	\$1,003	\$0	\$0	\$0	\$1,003
Ss. Peter and Paul Catholic School	\$4,780,195	\$1,133,344	\$2,479,298	\$40,187	\$8,433,024
Ss. Simon and Jude School	\$8,379,787	\$1,808,143	\$4,869,906	\$136,491	\$15,194,328
St. Agnes Catholic School	\$4,166,117	\$517,318	\$3,240,576	\$8,500	\$7,932,512
St. Alban's Pre-School & Kindergarten	\$32,968	\$0	\$3,550	\$0	\$36,518
St. Ambrose School	\$2,987,358	\$571,444	\$6,226,610	\$72,781	\$9,858,193

Table 13
Estimated Total Scholarships by Private School CY1998 - FY2020

Private School	Original Individual	Switcher Individual	Low-Income Corporate	Disabled/Displaced Corporate	Total Scholarships
St. Andrew's Kindergarten	\$998,994	\$230,557	\$23,724	\$1,113	\$1,254,387
St. Anne's Little Flower Montessori	\$769,870	\$0	\$33,010	\$0	\$802,880
St. Anthony Catholic School	\$2,547,495	\$670,695	\$1,821,773	\$0	\$5,039,962
St. Anthony of Padua Catholic School	\$2,676,627	\$558,503	\$2,551,279	\$39,397	\$5,825,806
St. Augustine Catholic High School	\$4,244,320	\$1,265,770	\$6,733,713	\$279,811	\$12,523,614
St. Catherine of Sienna Catholic School	\$4,277,003	\$548,662	\$3,024,435	\$15,578	\$7,865,677
St. Charles Apache School	\$4,080,570	\$772,779	\$948,413	\$0	\$5,801,762
St. Cyril Catholic School	\$5,326,914	\$1,366,388	\$2,216,209	\$39,025	\$8,948,537
St. Daniel the Prophet School	\$1,617,520	\$0	\$84,044	\$0	\$1,701,564
St. Dominic Savio Academy	\$214,497	\$31,683	\$0	\$120,232	\$366,412
St. Elizabeth Ann Seton Catholic School	\$5,126,282	\$1,140,718	\$2,085,517	\$26,376	\$8,378,893
St. Francis Kindergarten	\$2,740	\$0	\$0	\$0	\$2,740
St. Francis of Assisi School	\$2,331,750	\$693,075	\$3,427,864	\$15,918	\$6,468,608
St. Francis Xavier Elementary School	\$7,768,259	\$2,437,833	\$3,363,295	\$28,863	\$13,598,250
St. Gregory Catholic School	\$5,668,006	\$1,054,549	\$4,379,038	\$21,412	\$11,123,005
St. James Preschool & Kindergarten	\$52,997	\$0	\$0	\$0	\$52,997
St. Jerome K-8 School	\$3,298,908	\$596,627	\$2,415,863	\$8,549	\$6,319,946
St. Joan of Arc Kindergarten	\$168,407	\$0	\$0	\$0	\$168,407
St. John Bosco Catholic School	\$6,627,993	\$1,582,620	\$746,933	\$14,021	\$8,971,567
St. John Paul II Catholic High School	\$820,370	\$318,083	\$870,636	\$10,250	\$2,019,339
St. John the Evangelist School	\$3,671,159	\$644,192	\$9,943,234	\$42,752	\$14,301,337
St. John Vianney Catholic School	\$5,972,496	\$878,983	\$4,999,045	\$104,967	\$11,955,491
St. John XXIII Catholic School	\$5,997,108	\$1,785,377	\$491,703	\$1,240	\$8,275,428
St. Joseph Catholic School	\$2,889,619	\$748,117	\$3,104,766	\$54,328	\$6,796,829
St. Joseph's Catholic Montessori School	\$2,255,969	\$358,945	\$910,276	\$7,500	\$3,532,690
St. Louis the King Catholic School	\$4,235,949	\$472,947	\$5,698,319	\$40,927	\$10,448,142
St. Luke's Lutheran School	\$9,951	\$0	\$0	\$0	\$9,951
St. Luke's School	\$192,955	\$0	\$0	\$0	\$192,955
St. Maria Goretti School	\$1,125,362	\$250,845	\$67,231	\$5,500	\$1,448,938
St. Mark's Early Childhood Center	\$362,625	\$138,501	\$10,793	\$500	\$512,419
St. Mark's Preschool & Kindergarten	\$370,695	\$40,249	\$40,223	\$2,058	\$453,225
St. Mary Basha Catholic Elementary School	\$8,509,513	\$1,486,741	\$1,159,700	\$2,750	\$11,158,705
St. Mary's Catholic High School	\$4,010,868	\$1,795,343	\$11,785,112	\$32,629	\$17,623,953
St. Mary's High School	\$15,998,411	\$2,437,127	\$11,457,932	\$29,779	\$29,923,249

Table 13
Estimated Total Scholarships by Private School CY1998 - FY2020

Private School	Original Individual	Switcher Individual	Low-Income Corporate	Disabled/Displaced Corporate	Total Scholarships
St. Matthew School	\$5,264,715	\$938,079	\$4,507,099	\$4,494	\$10,714,388
St. Maximilian Mary Kolbe School	\$587,634	\$10,206	\$44,688	\$0	\$642,528
St. Michael Indian School	\$3,650,900	\$820,358	\$1,488,221	\$2,250	\$5,961,729
St. Michael's Parish Day School	\$6,412,324	\$1,639,564	\$1,513,177	\$21,504	\$9,586,569
St. Odilia	\$187,405	\$0	\$0	\$0	\$187,405
St. Paul Lutheran School	\$39,087	\$0	\$0	\$0	\$39,087
St. Paul's Preparatory Academy	\$1,197,014	\$0	\$0	\$0	\$1,197,014
St. Peter Mission School	\$3,685,662	\$710,323	\$2,199,009	\$0	\$6,594,994
St. Peter's Montessori	\$664,564	\$214,745	\$125,202	\$0	\$1,004,510
St. Theresa Elementary School	\$5,787,523	\$1,416,769	\$692,011	\$3,015	\$7,899,318
St. Thomas Aquinas School	\$6,023,059	\$1,533,580	\$997,363	\$3,380	\$8,557,382
St. Thomas Lutheran School	\$101,149	\$0	\$0	\$0	\$101,149
St. Thomas the Apostle Catholic Pre-School & Kindergarten	\$1,772,182	\$1,136,907	\$1,191,020	\$19,073	\$4,119,182
St. Thomas the Apostle Catholic School	\$5,277,790	\$731,079	\$514,116	\$7,485	\$6,530,470
St. Timothy Catholic Academy (Alma School)	\$3,680,172	\$586,035	\$780,126	\$7,259	\$5,053,592
St. Timothy Catholic School	\$794,226	\$433,679	\$231,457	\$4,539	\$1,463,901
St. Vincent de Paul School	\$5,378,040	\$709,033	\$3,369,042	\$19,431	\$9,475,546
Stanley Institute	\$1,024	\$0	\$0	\$0	\$1,024
Stepping Stones Homeschool	\$1,966	\$3,705	\$0	\$0	\$5,672
Stone Creek Christian Kindergarten	\$1,598	\$0	\$0	\$0	\$1,598
Summit School of Ahwatukee	\$4,613,731	\$1,803,591	\$224,025	\$12,000	\$6,653,348
Sun and Shield Christian Academy	\$364,324	\$1,174	\$39,833	\$2,250	\$407,581
Sun Valley Indian School	\$166,536	\$25,275	\$95,260	\$0	\$287,071
Sun Valley Learning Center	\$596,505	\$22,154	\$59,477	\$0	\$678,136
Sunrise Montessori School	\$581,805	\$101,071	\$10,940	\$0	\$693,816
Suriya Montessori	\$563	\$0	\$0	\$0	\$563
Surrey Garden Christian School	\$3,718,332	\$0	\$60,985	\$0	\$3,779,317
Sylvan Learning Center	\$1,440	\$0	\$0	\$0	\$1,440
Tanque Verde Lutheran Preschool/Kindergarten	\$712,724	\$130,313	\$12,790	\$0	\$855,828
Tatum Ranchette Montessori	\$22,135	\$0	\$0	\$0	\$22,135
Taylor Made Prep	\$400	\$0	\$1,505	\$0	\$1,905
Tempe Adventist Christian School	\$154,464	\$0	\$0	\$0	\$154,464
Tempe Christian School	\$197,715	\$0	\$0	\$0	\$197,715

Table 13
Estimated Total Scholarships by Private School CY1998 - FY2020

Private School	Original Individual	Switcher Individual	Low-Income Corporate	Disabled/Displaced Corporate	Total Scholarships
Tempe Montessori	\$806,638	\$166,920	\$289,592	\$8,080	\$1,271,231
Tesseract School	\$2,068,924	\$299,424	\$283,041	\$18,928	\$2,670,317
The Abbie School	\$991,190	\$131,736	\$725,676	\$292,707	\$2,141,309
The Angel's Academy	\$4,357	\$0	\$76	\$0	\$4,433
The Beginning School	\$214,746	\$57,722	\$550	\$500	\$273,518
The Caepe School	\$195,541	\$36,485	\$152,125	\$3,821	\$387,972
The Family School	\$1,953,373	\$661,371	\$0	\$2,063	\$2,616,807
The French American School of Arizona	\$90,685	\$23,821	\$0	\$0	\$114,505
The Furnace - Crossroads Christian Education	\$12,964	\$5,734	\$10	\$0	\$18,708
The Goddard School	\$524,789	\$25,926	\$50	\$0	\$550,765
The Gregory School	\$7,340,767	\$2,058,142	\$4,515,727	\$25,178	\$13,939,815
The IDEA School	\$160,721	\$96,608	\$730,473	\$35,664	\$1,023,466
The Jones-Gordon School	\$996,454	\$657,382	\$244,714	\$745,322	\$2,643,872
The Learning Lab	\$29,628	\$4,315	\$2,200	\$7,700	\$43,843
The Learning Pad	\$48,929	\$19,816	\$29,657	\$2,221	\$100,623
The Orme School	\$2,135,949	\$414,838	\$6,510	\$4,184	\$2,561,481
The Scottsdale School	\$0	\$950	\$0	\$0	\$950
The United School for Autism	\$0	\$0	\$0	\$500	\$500
The Vine Preparatory Academy	\$10,750	\$20,850	\$58,400	\$0	\$90,000
The Weekday School	\$11,318	\$0	\$0	\$0	\$11,318
The Wiser Choice	\$3,897	\$0	\$3,365	\$0	\$7,262
Three Hierarchs Academy of Arizona	\$56,000	\$22,439	\$193,160	\$0	\$271,599
Thrive Cultural Academy	\$4,380	\$3,214	\$0	\$0	\$7,594
Thunderbird Adventist Academy	\$3,077,317	\$314,644	\$1,209,168	\$31,111	\$4,632,240
Thunderbird Christian Elementary School	\$1,121,665	\$208,537	\$581,948	\$6,950	\$1,919,100
Torah Day School of Phoenix	\$2,536,704	\$3,105,066	\$8,278,641	\$284,611	\$14,205,023
Tree of Life Christian School	\$33,423	\$0	\$0	\$0	\$33,423
Tri-City Christian Academy	\$5,505,022	\$1,088,755	\$2,166,116	\$30,872	\$8,790,766
Tri-City Jewish Community Center Day School	\$300,794	\$0	\$0	\$0	\$300,794
Trinity Christian School	\$5,748,513	\$1,894,117	\$2,050,259	\$14,149	\$9,707,038
Trinity Classical Academy	\$563	\$0	\$0	\$0	\$563
Trinity Classical and Christian Academy	\$151,899	\$0	\$0	\$0	\$151,899
Trinity Kindergarten	\$178,602	\$3,840	\$0	\$0	\$182,442
Trinity Lutheran School	\$4,417,823	\$880,082	\$312,142	\$6,878	\$5,616,925

Table 13
Estimated Total Scholarships by Private School CY1998 - FY2020

Private School	Original Individual	Switcher Individual	Low-Income Corporate	Disabled/Displaced Corporate	Total Scholarships
Trinity United Methodist Kindergarten	\$246,178	\$24,674	\$139,078	\$4,329	\$414,260
Truly Free School	\$34,917	\$10,822	\$0	\$0	\$45,739
Truthful Beginnings	\$31,693	\$13,188	\$652	\$0	\$45,532
Tucson Baptist Academy	\$387,834	\$183,436	\$384,545	\$10,000	\$965,816
Tucson Community School	\$642,477	\$82,760	\$64,606	\$0	\$789,844
Tucson Hebrew Academy	\$9,100,542	\$2,410,245	\$2,493,422	\$500	\$14,004,710
Tucson Jewish Community Center	\$120,821	\$0	\$53,073	\$0	\$173,894
Tucson Waldorf School	\$2,391,220	\$992,818	\$2,002,870	\$64,650	\$5,451,557
Turning Point School	\$382,031	\$0	\$10,100	\$0	\$392,131
Tutor Time PreSchool & Kindergarten	\$3,500	\$0	\$3,500	\$0	\$7,000
United Christian School	\$498,259	\$233,237	\$62,509	\$0	\$794,004
Valiant College Preparatory	\$128,034	\$202,642	\$196,200	\$0	\$526,876
Valley Baptist School	\$83,109	\$27,802	\$16,300	\$0	\$127,212
Valley Cathedral Christian School	\$334,046	\$0	\$0	\$0	\$334,046
Valley Child Care & Learning Center	\$6,638	\$0	\$0	\$0	\$6,638
Valley Christian High School	\$16,110,015	\$2,442,035	\$4,100,205	\$103,740	\$22,755,995
Valley Christian Schools	\$3,565,567	\$1,929,738	\$2,175,603	\$65,825	\$7,736,733
Valley Classical Christian Academy	\$1,006,816	\$0	\$17,592	\$0	\$1,024,408
Valley Lutheran High School	\$5,292,159	\$1,083,391	\$948,214	\$34,294	\$7,358,058
Valley of the Sun Jewish Community Center School	\$106,600	\$0	\$0	\$0	\$106,600
Verde Christian Academy	\$3,381,585	\$968,855	\$531,388	\$43,711	\$4,925,540
Verde Valley Adventist School	\$201,759	\$21,987	\$115,739	\$11,786	\$351,270
Verde Valley School	\$862,648	\$100,000	\$58,130	\$4,213	\$1,024,991
Veritas Academy of Tucson	\$1,315,552	\$610,858	\$527,323	\$18,559	\$2,472,292
Veritas Christian Community School	\$3,052,062	\$790,068	\$317,475	\$2,500	\$4,162,105
Victorious Preschool & Kindergarten	\$45,880	\$1,423	\$6,105	\$0	\$53,408
Village Christian School	\$19,911	\$4,089	\$0	\$0	\$24,000
Ville de Marie Academy	\$2,364,028	\$722,860	\$923,371	\$20,772	\$4,031,031
Vision Christian Academy	\$316,308	\$68,492	\$56,667	\$0	\$441,467
Vision Leadership Academy	\$0	\$5	\$0	\$0	\$5
Wellspring Education Center	\$12,610	\$0	\$0	\$0	\$12,610
West Side Private School	\$16,101	\$0	\$0	\$0	\$16,101
West Valley Adventist School	\$35,403	\$0	\$0	\$0	\$35,403
West Valley Christian School	\$1,841,246	\$515,501	\$1,195,093	\$91,082	\$3,642,923

Table 13
Estimated Total Scholarships by Private School CY1998 - FY2020

Private School	Original Individual	Switcher Individual	Low-Income Corporate	Disabled/Displaced Corporate	Total Scholarships
Western Hills Baptist School	\$11,297	\$977	\$0	\$0	\$12,274
Westminster Academy	\$4,984	\$0	\$0	\$0	\$4,984
White Mountain Christian School	\$3,426	\$0	\$0	\$0	\$3,426
White Mountain Montessori School	\$186,789	\$39,794	\$34,625	\$0	\$261,208
Wickenburg Christian Academy (Legacy High)	\$1,628,787	\$586,774	\$1,386,294	\$7,256	\$3,609,111
Wilkins Learning Center	\$20,286	\$13,803	\$0	\$0	\$34,089
Wings on Words	\$112,879	\$35,912	\$48,295	\$53,100	\$250,187
Woodbridge Private School	\$83,092	\$42,420	\$0	\$500	\$126,011
Word International Christian School	\$15,824	\$2,090	\$6,829	\$0	\$24,743
Word of Grace School for Young Children	\$18,503	\$0	\$0	\$0	\$18,503
Word of Life Christian School	\$40,829	\$3,165	\$0	\$0	\$43,994
Xavier College Preparatory	\$22,048,375	\$6,169,524	\$11,201,025	\$100,238	\$39,519,162
Yeshiva High School of Arizona	\$948,079	\$289,743	\$577,504	\$750	\$1,816,076
Young Disciples Christian Academy	\$32,139	\$12,742	\$188,395	\$0	\$233,275
Youthworks, Inc.	\$1,731	\$998	\$1,000	\$0	\$3,730
Yuma Adventist School	\$286,982	\$49,698	\$383,387	\$7,189	\$727,255
Yuma Catholic High School	\$6,227,634	\$1,259,440	\$13,156,523	\$40,160	\$20,683,757
Yuma Christian Academy	\$44,729	\$26,027	\$573,394	\$3,575	\$647,724
Yuma Lutheran School	\$4,631,156	\$1,384,936	\$2,322,032	\$112,758	\$8,450,882
TOTALS	\$906,450,623	\$218,374,773	\$426,453,044	\$33,970,514	\$1,585,248,954

Totals will not match data in other tables due to missing school information.