



PUBLIC SCHOOL REPORT

2019

ARIZONA DEPARTMENT OF REVENUE

PREPARED BY
THE OFFICE OF ECONOMIC RESEARCH AND ANALYSIS

CONTENTS

PUBLIC SCHOOL REPORT YEAR 2019

Fast Facts	03
Historical Contributions	04
Year Over Year Comparison	05
Totals for District and Charter Holders	06
District and Charter Holders: Data Ranges, Top Fifteen	07
Top Five Counties	08
Expenditures by Category	09
Top Twenty Schools within a District	10
Top Twenty Schools within a Charter Holder	11
Schools with no Reports	12
Report Information	13
Policy	14
Tables	15
Data Totals by District and Charter Holders	20

2019

FAST FACTS

2.0 %

Decrease in overall contributions. \$54.9 million in school contributions were received in 2019 and \$56.0 million were received in 2018.

13.3 %

Decrease in the amount spent over last year. \$56.4 million was spent in 2019 and \$65.1 million was spent in 2018. Charter holder schools spent more than received but district schools spent less than received.

\$198

Average contributions per donor. Average donors contributions were \$185 for district schools and \$291 for charter schools.

277,589

Total donors contributed in 2019. 244,148 donors at district schools and 33,441 at charter schools.

Historical Contributions: Charter and District Totals

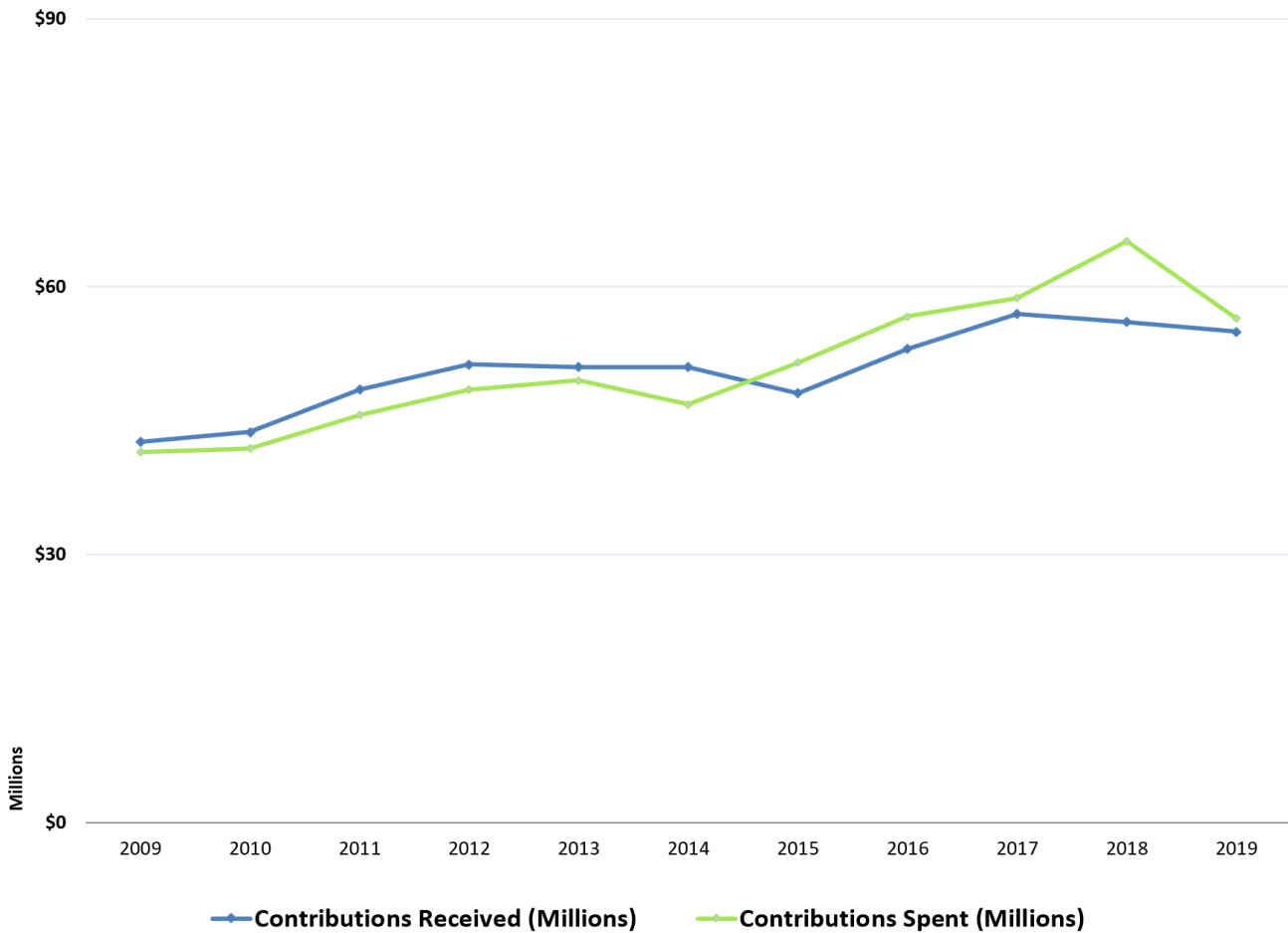
Historical contributions have increased at a rate of 2% over ten years. With spending on programs increasing over contributions received since 2015

\$54.9 M

In Contributions

\$56.4 M

In Spending



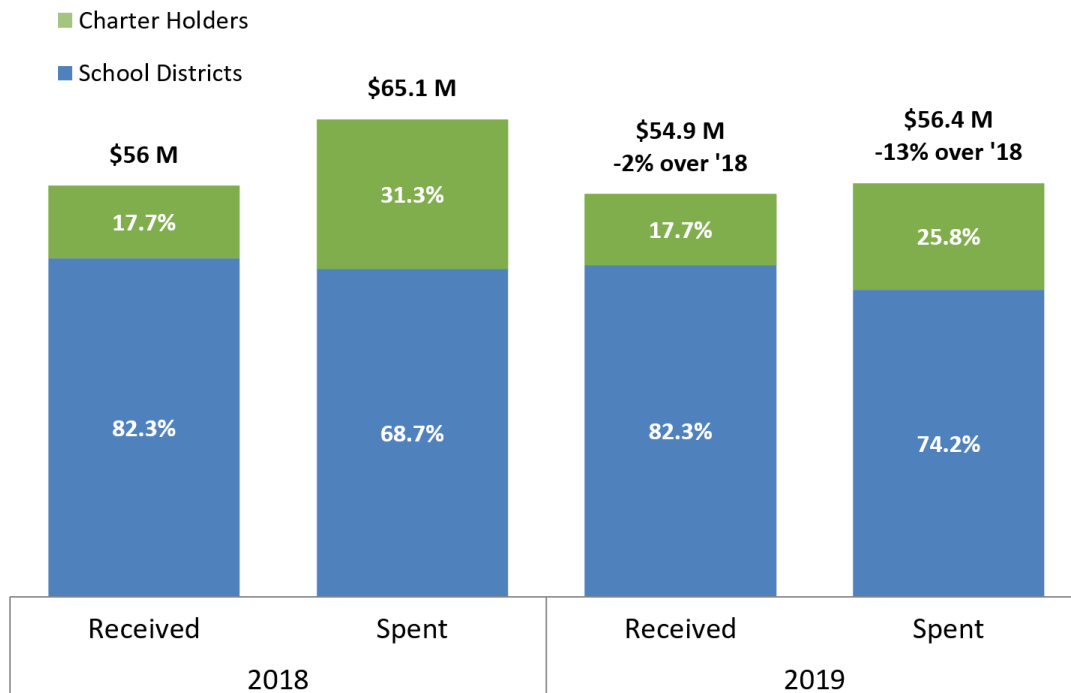
Over the last 10 years there has been an average growth rate of 2%. In 2015, contributions fell for the first time after remaining flat in the three years prior. Contributions have dropped slightly in 2018 and again in 2019 but, remain higher than the average of \$50.6 million over the last 10 years.

In calendar years 2015 to 2019, spending has been higher than the amount of contributions received, through the use of unspent monies from prior years. Both charter schools and district schools from 2015 to 2017 spent more than received. In years 2018 and 2019, only charter schools have spent more than received.

Reference: Table 1 "Historical Contributions"

TOTALS YEAR OVER YEAR

In 2019, both spending and the amount of contributions received decreased from 2018



In the last five years spending has been higher than the amount received, although in the last 2 years charter schools have been the drivers of the higher spending.

- \$54,934,742 was reported received in fees or contributions from districts and charter schools ; this is 2% less than in 2018 or \$1,113,707 less than in 2018.
- \$56,441,543 was reported as spent; this is 13.3% lower or \$8,684,908 less than in 2018.
- Schools within districts received 82.3% of the total contribution reported in 2018 and 82.3% of all contributions in 2019.
- Schools within a district spent 68.7% of total spending in 2018 and 74.2% of all spending in 2019
- Schools within charter holders received 17.7% of all contributions in 2018 and 17.7% of all contributions in 2019.
- Schools within a charter holder spent 31.3% of total spending in 2018 and 25.8% of all spending in 2019.

TOTALS BY CHARTER HOLDER AND BY DISTRICT

RECEIVED CONTRIBUTIONS

Charter schools	\$ 9,717,315
District Schools	\$45,217,428
Total	\$ 54,934,742

SPENT CONTRIBUTIONS

Charter schools	\$ 14,560,954
District Schools	\$41,880,588
Totals	\$ 56,441,543

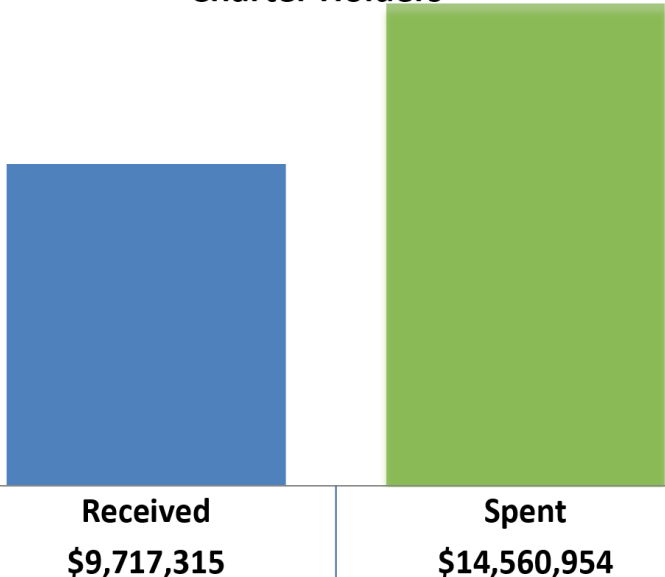
CHARTER

Charter schools reported receiving \$9,717,315 from 33,441 donors and spending \$14,560,954 in 2019. This is a decrease of \$211,554 (or 2.1%) under the \$9,928,869 in fees or cash contributions received in 2017. Spending decreased by \$8,684,908 (or 13.3%) from 2018. The amount spent to dollars received was 102.7% . Through the use of unspent monies from prior years.

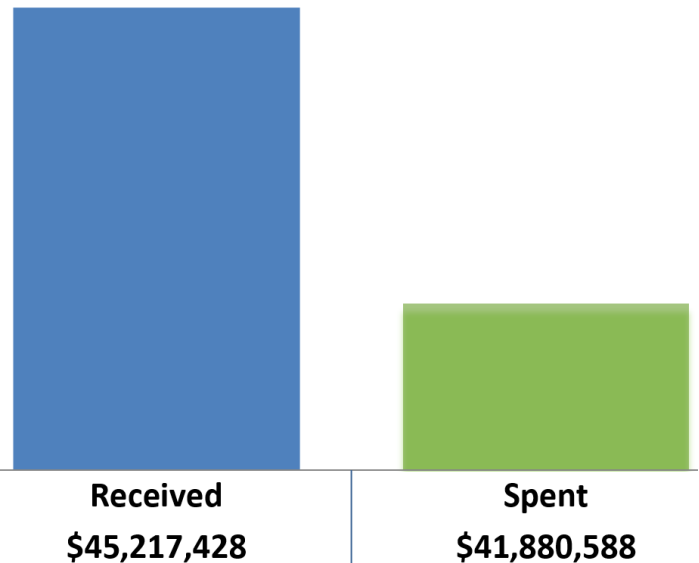
DISTRICT

District schools reported receiving \$45,217,428 from 244,148 donors and spending \$41,880,588 in 2019. This is a decrease of \$1,113,707 (or 2.0%) over the \$46,119,581 in fees or cash contributions received in 2018. Spending decreased by \$2,866,403 (or 6.4%) over 2018. The amount spent to dollars received was 92.6% .

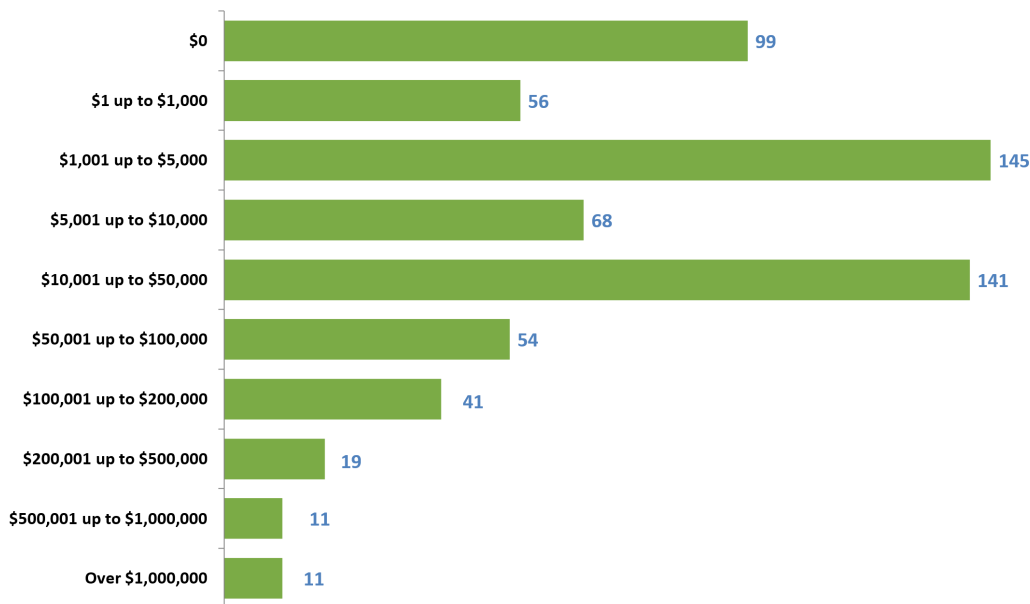
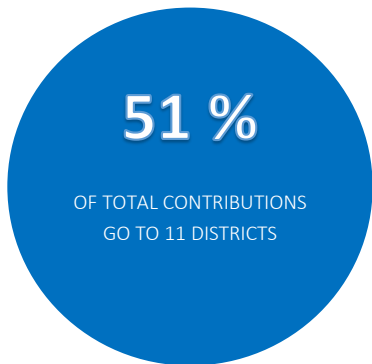
Charter Holders



School Districts

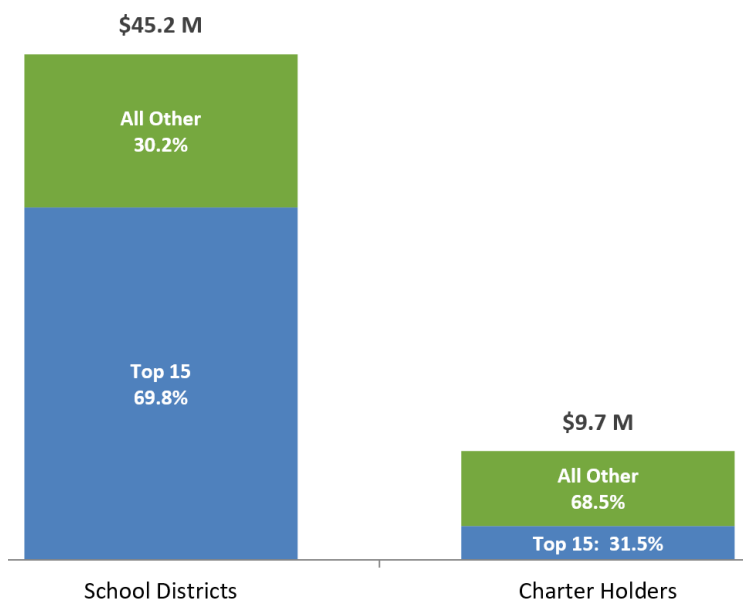


DATA BY DISTRICT AND CHARTER HOLDERS



NUMBER OF DISTRICTS OR HOLDERS WITHIN A RANGE

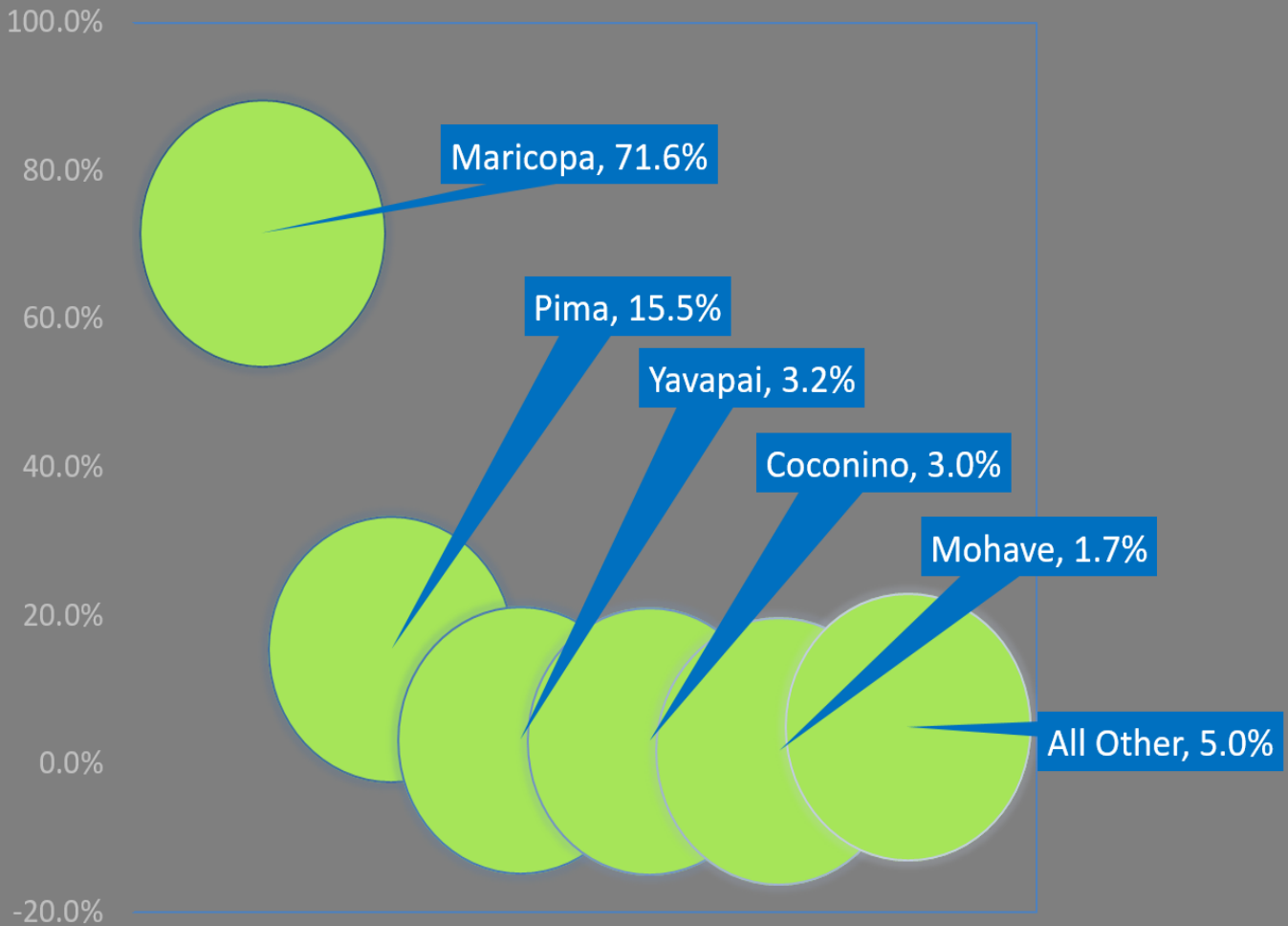
The chart above shows school districts or charter holders that are grouped within a particular dollar range. Eleven districts reported receiving over \$1 million for a total of \$28,153,294 or 51.2% of all contributions. Likewise, 410 of the 645 districts or charter holders (or 64%) that received at least some contributions in 2019 reported receiving \$50,000 or less. 99 districts or charter holders reported receiving zero dollars. *Reference: Table 2 "Range of Dollars Received"*



THE TOP FIFTEEN

The top 15 reported districts accounted for 69.8% of all district contributions received. The top 15 charter holders reported received 31.5% of all charter contributions. Chandler USD (a district) received the highest amount of contributions in 2019 reporting \$6,230,798 in 2019 (or 9.4%). Paragon Management (a charter holder) received the highest amount of contributions \$610,400 (or 6.3%) *Reference: Tables 3 and 4 "Top Fifteen District or Charter Holder"*

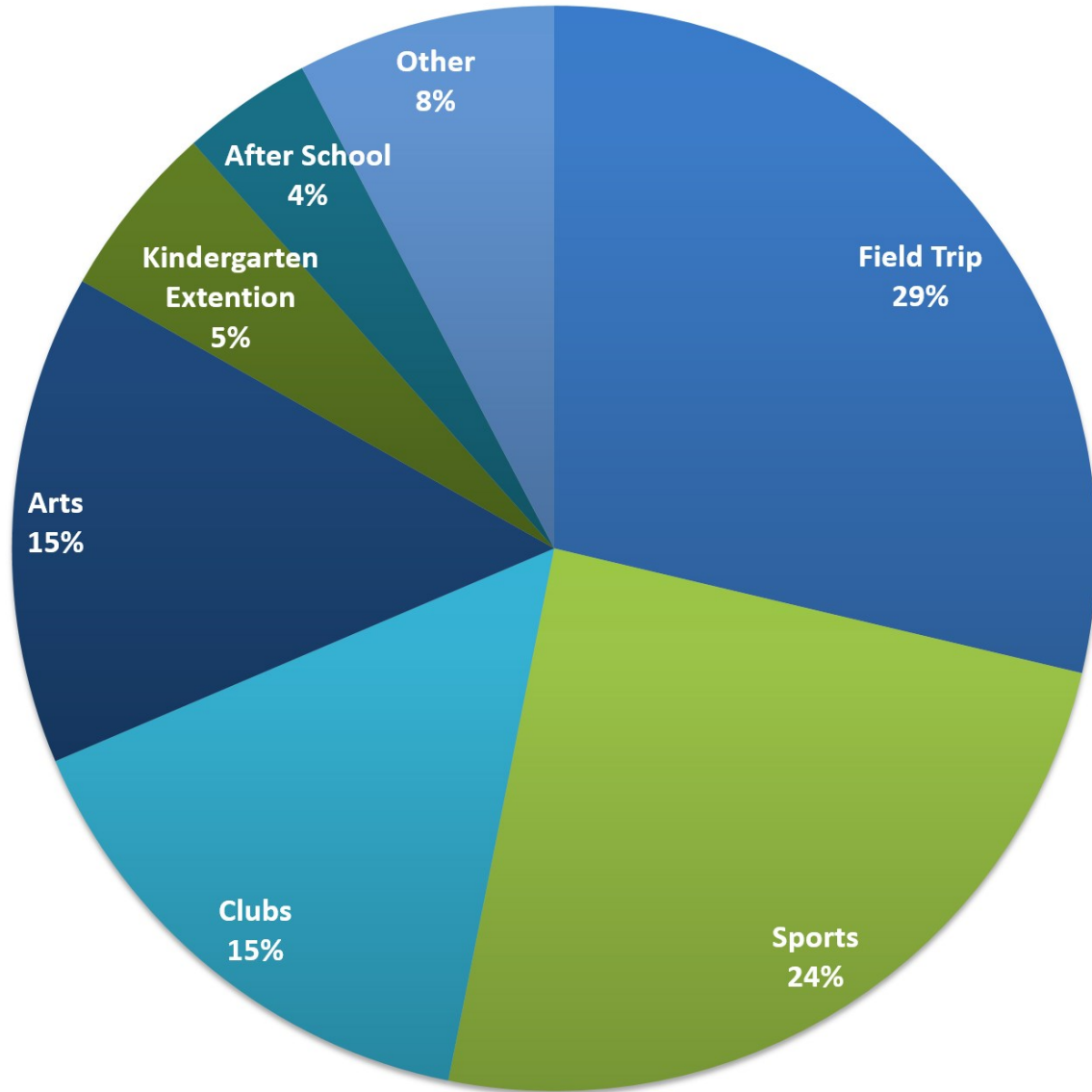
TOP FIVE COUNTIES



Maricopa County received \$39,316,393 (or 71.6%) from 203,855 donors in 2019; this is a 1.1% decrease over 2018 contributions received. Maricopa County received an average of \$193 per donor. Pima County was the second highest receiving \$8,490,331 (or 15.5%) from 43,465 donors; this is a decrease of 6.3% over 2018. Pima received an average of \$195 per donor. All other counties not listed received a combined total of 5% of all contributions received.

Reference: Table 5 "County Data"

2019 EXPENDITURES BY CATEGORY

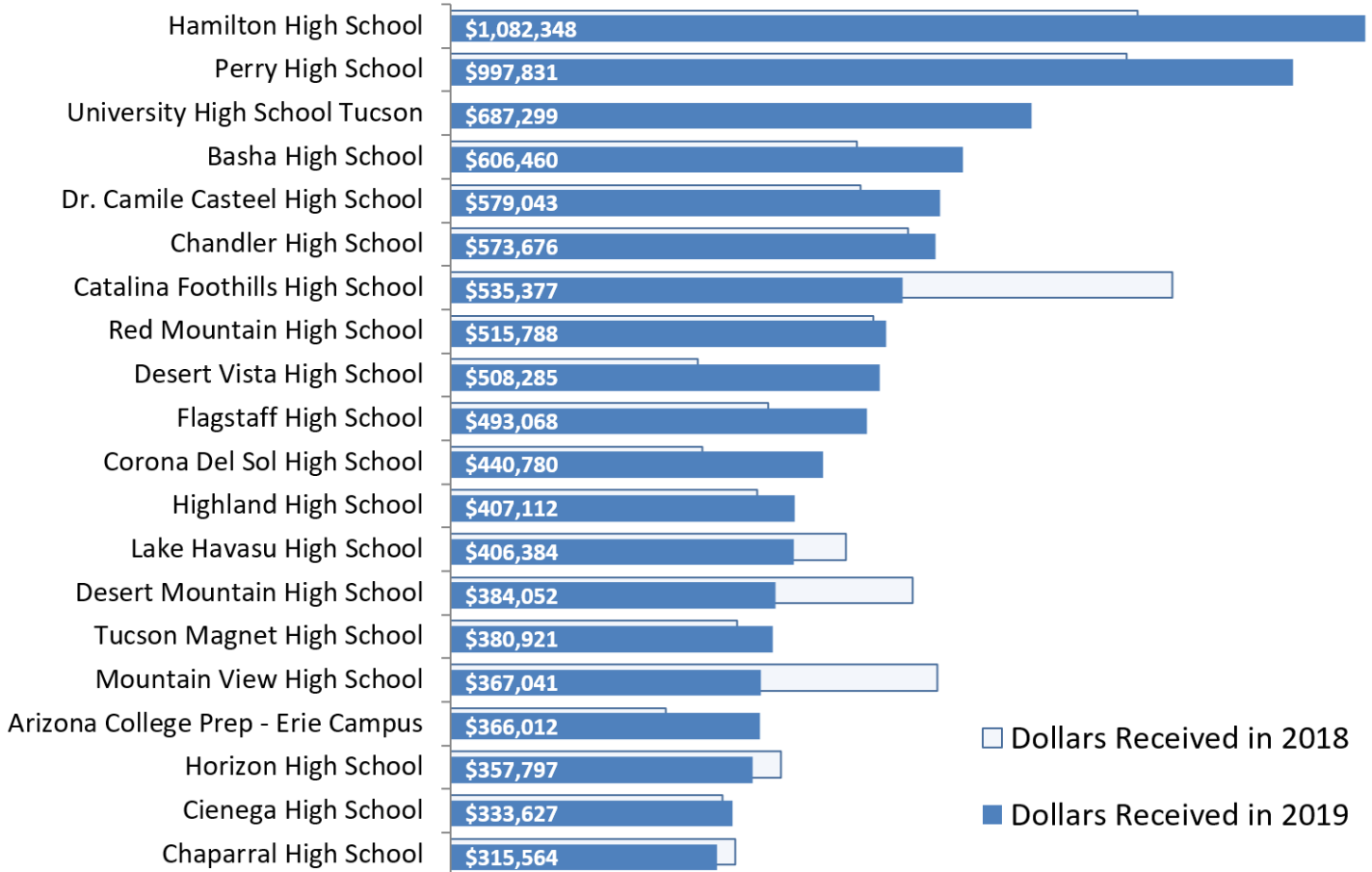


29 %

The largest amount spent was on field trips followed by sports. In 2019, the spending on categories was virtually unchanged from 2018 even with the additional allowable categories. (A public school is required to report how tax credit money was spent by specific categories each year.)

Reference: Table 6 Spending by Categories

TOP TWENTY SCHOOLS WITHIN A DISTRICT

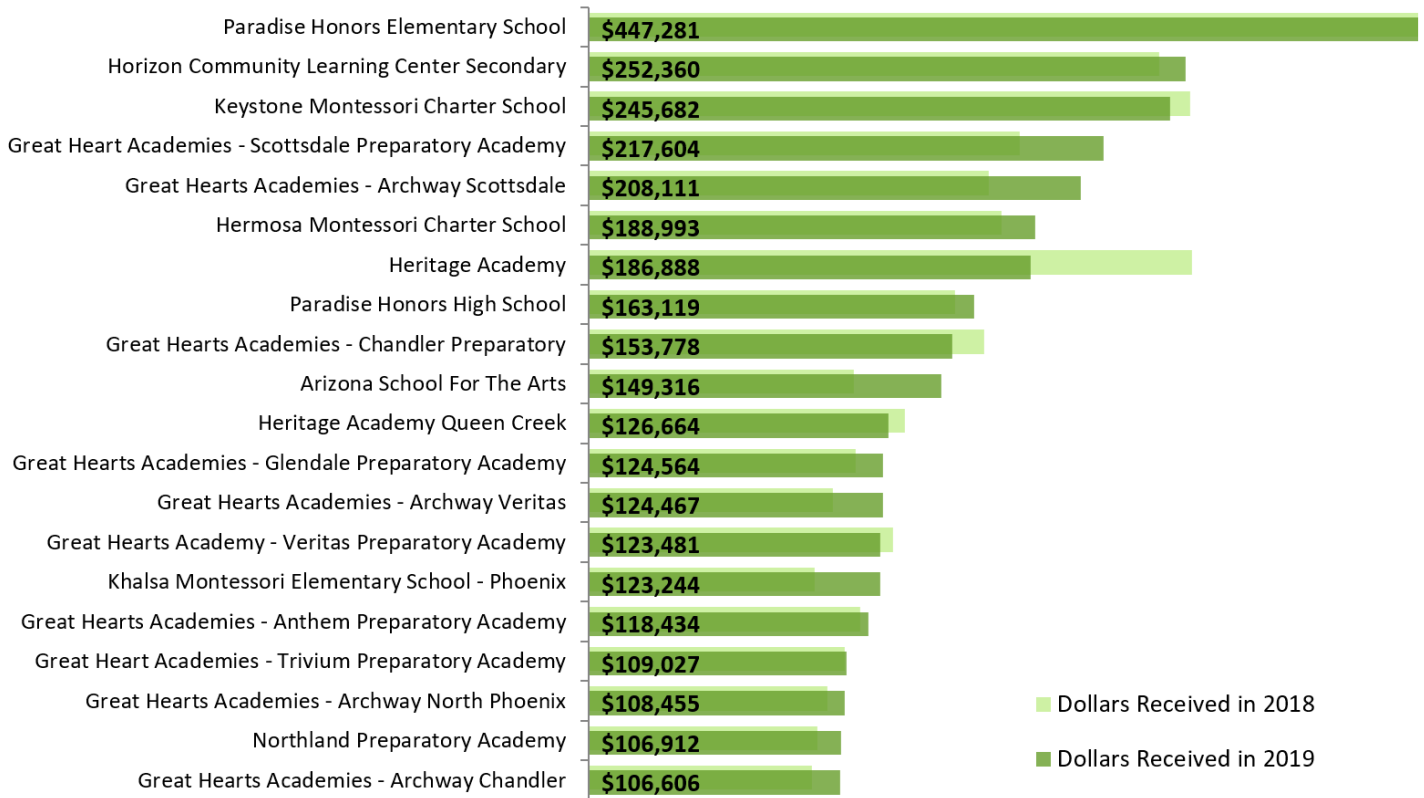


20%

The top 20 schools within a district received 20% of the total contributions received by district schools. The school with the highest contributions received was Hamilton High School in the Chandler Unified School District located in Chandler receiving \$1,082,348 in contributions. Perry High School located in Chandler, was the second highest receiving \$997,831 in contributions.

Reference: Table 7 "Top 20 District Schools"

TOP TWENTY SCHOOLS WITHIN A CHARTER HOLDER



33.6 %

The top 20 schools within a charter holder received 33.6% of the total contributions received by charter holders. The school with the highest contributions was Paradise Honors Elementary School, a Paragon Management charter holder located in Surprise receiving \$447,281. The second highest was Horizon Community Center located in Phoenix receiving \$252,360.

Reference: Table 8. "Top 20 Charter Schools"

SCHOOLS WITH NO REPORT SUBMITTED

A report is required by A.R.S 43-1089.01(F) to be submitted once per year to the Department of Revenue

79 schools failed to submit a report (26 charter schools and 53 district schools)

Charter Schools

Bella Vista Academy
Carden of Tucson
Champion Chandler
Champion San Tan
Champion School
Changemaker High School
Copper Point High School
Deer Valley Academy
East Valley Academy
Freedom Academy North
Future Investment Middle School
Imagine Camelback Middle
Imagine Preparatory Superstition
Imagine Superstition Middle
Imagine Tempe Elementary
Integrity Education Centre
Leading Edge Academy San Tan
Learning Foundation Performing Arts School
Montessori Academy
Painted Desert Montessori, LLC
Park View Middle School
PLC Arts Academy at Scottsdale
Shonto Preparatory Technology High School
Southside Community School
Synergy Public School
Tucson Preparatory School

District Schools

Aguila Elementary School
Ajo High School
Alchesay High School
Amphitheater High School
Amphitheater Middle School
Ash Fork Elementary School
Ash Fork High School
Canyon Day Junior High School
Canyon Del Oro High School
Copper Creek Elementary School
Coronado K-8 School
Cradleboard Elementary School
Desert Winds High School
Duncan Elementary School
E C NASH Elementary
Elfrida Elementary School
Excelencia School
F O HOLAWAY Elementary School
Getz School
Gila Bend Elementary School
Gila Bend High School
Helen KEELING Elementary
Ironwood Ridge High School
La Cima Middle School
Lawrence W CROSS Middle School
Lulu Walker Elementary
Marion Donaldson Elementary School
Mesa Verde Elementary School
Painted Sky Elementary School
Pine Strawberry Elementary School
Pinon Elementary School
Pinon High School
Pinon Middle School
Red Rock Elementary School
Richard B Wilson Junior School
Rillito Center
Rio Vista Elementary School
Salome High School
Seven Mile School
South Verde Technology Magnet
The Innovation Academy
Tsehootsooi Dine Bi'Olta (Immersion School)
Tsehootsooi Intermediate Learning Center
Tsehootsooi Middle School
Tsehootsooi Primary Learning Center
Wenden Elementary School
Whiteriver Elementary
Window Rock High School
Winifred HARELSON Elementary School
Young Elementary School
Young High School
L. M. Prince Elementary School
Page Unified District

REPORT INFORMATION

POLICY BACKGROUND

Information on Arizona Revised Statute § 43-1089.01.

TABLES:

Reports reference tables 1 to 8

APPENDIX I

The first appendix lists by school district the total number of donors, the average fee or cash contribution per donor, the total amount of fees or cash contributions received in 2019 and in 2018. The percentage change from the amount received last year, the ranking of the total amount received for 2019 and for 2018, the total amount spent in 2019 and for 2018, and the percentage of dollars spent to the total amount received for 2019.

APPENDIX II

The second appendix lists the same information as noted above for charter school holders.

DATA

The data source is from the Public School Report(s) filed by the school(s) or school district or charter holder. Seventy-nine schools in districts or charter holders failed to submit a report for 2019 (reference Page 12 for a list of these schools).

For additional information or questions

Contact Elizabeth St. Clair at the Arizona Department of Revenue
est.clair@azdor.gov

POLICY BACKGROUND

STATUTE

Arizona Revised Statute § 43-1089.01 provides a non-refundable individual income tax credit for fees and cash contributions paid to public schools in Arizona for the support of extracurricular activities, character education programs. The addition of standardized testing fees for college credit or readiness, preparation courses and material for standardized testing or career and technical education industry certification assessment was added in 2015. The addition of cardiopulmonary resuscitations (CPR) training was added in 2016. This credit is only available to individuals.¹ Beginning in 2016, the taxpayer has the option to claim contributions made after December 31 but on or before April 15 on their 2018 return or 2019 return.

RATES

The credit is equal to the amount of fees paid or amount contributed up to \$200 for single or heads of household taxpayers and up to \$400 for married taxpayers that file a joint return.² The maximum allowable credit of \$200 was increased to \$250 for married taxpayers filing a joint return for taxable year 2001; to \$300 for tax year 2005; and to \$400 for taxable year 2006 and thereafter.

QUALIFYING EXPENDITURES

The school must provide instruction in grades kindergarten through 12. Contributions made or fees paid to a non-governmental school, a pre-school, a community college, a university, or a public school located outside of Arizona does not qualify for this credit. Types of expenditures:

From and after **June 30, 2019 through June 30, 2022** individuals may claim a nonrefundable tax credit for making contributions or for fees paid for the support of:

- a) Acquiring capital items as defined in the Uniform System of Financial Records, including those items listed in section A.R.S. § Title 15-903, subsection C paragraphs 2 through 8
- b) Community school meal programs
- c) Student consumable health care supplies

Playground equipment and shade structures for playground equipment

Extracurricular activities

School sponsored activities that require enrolled students to pay a fee in order to participate. The activities must supplement the school's education program. Extracurricular activities may include use of band uniforms, use of equipment or uniforms for varsity athletics, use of scientific laboratory equipment or materials, or in-state or out-of-state trips that are solely for competitive events. Extracurricular activities do not include any

senior trips or events that are recreational, amusement or tourist activities.

Character education programs

A program defined in Arizona Revised Statute § 15-719. At a minimum, the character education program must include 1) instruction in the definition and application of at least six of the character traits (truthfulness, responsibility, compassion, diligence, sincerity, trustworthiness, respect, attentiveness, obedience, orderliness, forgiveness, virtue, fairness, caring, citizenship and integrity), 2) use activities, discussions and presentations to illustrate and reinforce the application of the character traits and 3) presentations by teachers or mentors who demonstrate the character traits.

Standardized testing fees

Testing for college credit or readiness are fees paid to a school for the use of a widely recognized and accepted educational organization such as SAT, PSAT, ACT, advanced placement, international baccalaureate diploma test and other similar tests that are recognized and accepted by colleges and universities in the United States. The fees include preparation courses and materials used for standardized testing.

Career and technical education (CTE) industry certification

CTE assessment are fees paid to a school for career and technical education industry certification assessment. This is an assessment for preparation programs (CTE) that provide students with a pathway to postsecondary education and careers.

Cardiopulmonary resuscitation (CPR) training

The program must be based on the current national emergency CPR guidelines. If this instruction results in a CPR certification it must be provided by an authorized CPR trainer.

REPORTING REQUIREMENTS

Public Schools must report on a calendar year basis to the Arizona Department of Revenue by February 28 of each year indicating the total number of donors, the total dollar amount of fees and contributions received and the amount spent by the school. Beginning in 2016, the taxpayer has the option to claim contributions made after December 31 but on or before April 15 in either the previous tax year or in the year the contribution was made. For example a taxpayer may claim a credit made between January 1 to April 15, 2018 on their 2017 return or 2018 return. However, the public school continues to report contributions on a calendar year basis. The school must also report the amount spent categorized by specific activity or program.

¹ Corporations may not claim this credit. A partnership may not pass the credit through to its partners. An S corporation may not pass the credit through to its shareholders.

² If married taxpayers file separate returns, each spouse may claim only half of the credit that would have been allowed on a joint return.

TABLES

Table 1 – Historical Data

Year	Number of Donors	Contributions Received (Millions)	% Change	Average per Donor	Contributions Spent (Millions)	% Change in Spent	% Spent to Dollars Received
1998	74,242	\$8,990,042	--	\$121	--	--	--
1999	109,748	\$14,775,353	64.4%	\$135	--	--	--
2000	130,730	\$17,544,784	18.7%	\$134	--	--	--
2001	135,656	\$20,004,715	14.0%	\$147	--	--	--
2002	143,697	\$22,455,129	12.2%	\$156	--	--	--
2003	201,407	\$27,753,764	23.6%	\$138	\$23,411,749	--	84.4%
2004	213,987	\$30,958,872	11.5%	\$145	\$25,839,148	10.4%	83.5%
2005	215,369	\$35,416,279	14.4%	\$164	\$28,609,146	10.7%	80.8%
2006	218,664	\$43,230,433	22.1%	\$198	\$35,077,283	22.6%	81.1%
2007	214,356	\$44,069,896	1.9%	\$206	\$40,423,706	15.2%	91.7%
2008	233,450	\$45,164,366	2.5%	\$193	\$43,725,052	8.2%	96.8%
2009	239,031	\$42,657,087	-5.6%	\$178	\$41,472,666	-5.2%	97.2%
2010	250,004	\$43,718,717	2.5%	\$175	\$41,875,730	1.0%	95.8%
2011	250,216	\$48,442,987	10.8%	\$194	\$45,636,837	9.0%	94.2%
2012	253,134	\$51,287,359	5.9%	\$203	\$48,455,762	6.2%	94.5%
2013	253,842	\$50,972,856	-0.6%	\$201	\$49,479,227	2.1%	97.1%
2014	266,087	\$50,991,999	0.0%	\$192	\$46,801,468	-5.4%	91.8%
2015	262,879	\$48,062,286	-5.7%	\$183	\$51,512,419	10.1%	107.2%
2016	314,683	\$53,051,329	10.4%	\$169	\$56,658,066	10.0%	106.8%
2017	336,676	\$56,969,478	7.4%	\$169	\$58,743,513	3.7%	103.1%
2018	292,429	\$56,048,449	-1.6%	\$192	\$65,126,450	10.9%	116.2%
2019	277,589	\$54,934,742	-2.0%	\$198	\$56,441,543	-13.3%	102.7%

Table 2 – Range of Dollars Received

Range of Dollars Received	District/Charter	# of Donors	Total Dollars Received	% of Total	Average per Donor
Over \$1,000,000	11	154,067	\$28,153,294	51.2%	\$183
\$500,001 up to \$1,000,000	11	38,525	\$7,727,748	14.1%	\$201
\$200,001 up to \$500,000	19	24,093	\$5,397,375	9.8%	\$224
\$100,001 up to \$200,000	41	21,838	\$5,443,559	9.9%	\$249
\$50,001 up to \$100,000	54	19,222	\$3,650,271	6.6%	\$190
\$10,001 up to \$50,000	141	15,714	\$3,574,265	6.5%	\$227
\$5,001 up to \$10,000	68	2,040	\$505,019	0.9%	\$248
\$1,001 up to \$5,000	145	1,636	\$379,263	0.7%	\$232
\$1 up to \$1,000	56	135	\$39,722	0.1%	\$294
\$0	99	319	\$64,226	0.1%	0
No Report	96	0	0	0.0%	0
Total	645	277,589	54,934,742	100.0%	\$198

Table 3 – Top Fifteen Districts

School District	County	Number of Donors	Dollars Received in 2019	% of 2019 Total	Dollars Received in 2018	% of 2018 Total
Chandler USD	Maricopa	38,764	\$6,230,798	9.2%	\$5,278,159	7.6%
Tucson USD	Pima	20,309	\$3,163,827	4.7%	\$2,523,074	3.6%
Gilbert USD	Maricopa	13,048	\$2,915,161	4.3%	\$2,764,785	4.0%
Mesa USD	Maricopa	12,300	\$2,872,347	4.2%	\$4,085,158	5.9%
Scottsdale USD	Maricopa	19,137	\$2,643,567	3.9%	\$2,810,020	4.1%
Paradise Valley USD	Maricopa	11,244	\$2,240,833	3.3%	\$2,374,823	3.4%
Kyrene ESD	Maricopa	13,505	\$2,124,986	3.1%	\$2,115,011	3.1%
Deer Valley USD	Maricopa	6,045	\$1,697,390	2.5%	\$1,749,389	2.5%
Tempe UHSD	Maricopa	7,729	\$1,538,436	2.3%	\$919,227	1.3%
Peoria USD	Maricopa	7,322	\$1,515,983	2.2%	\$1,431,976	2.1%
Flagstaff USD	Coconino	4,664	\$1,209,966	1.8%	\$1,101,908	1.6%
Vail USD	Pima	5,358	\$979,080	1.4%	\$948,687	1.4%
Marana USD	Pima	3,682	\$853,215	1.3%	\$771,643	1.1%
Dysart USD	Maricopa	7,142	\$787,570	1.2%	\$737,829	1.1%
Higley USD	Maricopa	4,007	\$766,150	1.1%	\$740,119	1.1%
Total of top 15		174,256	\$31,539,310	46.5%	\$30,351,808	43.9%

Table 4 – Top Fifteen Charters Holders

Charter Holder	County	Number of Donors	Dollars Received in 2019	% of 2019 Total	Dollars Received in 2018	% of 2018 Total
Paragon Management	Maricopa	1,413	\$610,400	6.3%	\$614,941	6.2%
Horizon Community Learning Center Secondary	Maricopa	1,803	\$252,360	2.6%	\$241,218	2.4%
Keystone Montessori Charter School	Maricopa	180	\$245,682	2.5%	\$254,463	2.6%
Scottsdale Preparatory Academy	Maricopa	456	\$217,604	2.2%	\$182,284	1.8%
Archway Classical Academy Scottsdale	Maricopa	355	\$208,111	2.1%	\$169,128	1.7%
Hermosa Montessori Charter School	Pima	270	\$188,993	1.9%	\$174,457	1.8%
Heritage Academy	Maricopa	583	\$186,888	1.9%	\$255,234	2.6%
Leman Academy of Excellence Inc	Multiple	627	\$182,465	1.9%	\$131,974	1.3%
American Leadership Academy	Maricopa	506	\$163,584	1.7%	\$167,076	1.7%
Chandler Preparatory Academy	Maricopa	362	\$153,778	1.6%	\$167,282	1.7%
Arizona School For The Arts	Maricopa	452	\$149,316	1.5%	\$112,064	1.1%
Academy of Mathematics and Science South	Maricopa	1,325	\$129,319	1.3%	\$36,305	0.4%
Heritage Academy Queen Creek	Maricopa	373	\$126,664	1.3%	\$133,932	1.3%
Glendale Preparatory Academy	Maricopa	257	\$124,564	1.3%	\$113,131	1.1%
Archway Classical Academy Veritas	Maricopa	266	\$124,467	1.3%	\$103,382	1.0%
Total of top 15		9,228	\$3,064,195	31.5%	\$2,856,871	28.8%

Table 5 – County Data

County	# of Donors	Dollars Received in 2018	Percent of Total Received	Percent change	Average per Donor	Dollars Spent	Percent Spent to Received
Maricopa	203,855	\$39,316,393	72%	-1.1%	\$193	\$38,572,261	98.1%
Pima	43,465	\$8,490,331	15.5%	-6.3%	\$195	\$10,430,314	122.8%
Yavapai	7,280	\$1,770,246	3.2%	-2.1%	\$243	\$1,937,765	109.5%
Coconino	6,402	\$1,674,786	3.0%	5.6%	\$262	\$1,806,442	107.9%
Mohave	3,414	\$935,052	1.7%	-5.5%	\$274	\$797,245	85.3%
Pinal	4,287	\$873,163	1.6%	-10.4%	\$204	\$1,084,503	124.2%
Cochise	1,765	\$447,460	0.8%	-2.8%	\$254	\$433,818	97.0%
Yuma	1,185	\$272,871	0.5%	-17.3%	\$230	\$257,155	94.2%
Navajo	2,704	\$441,382	0.8%	20.1%	\$163	\$363,178	82.3%
Gila	1,639	\$322,976	0.6%	15.3%	\$197	\$369,579	114.4%
Santa Cruz	380	\$110,441	0.2%	-21.0%	\$291	\$126,223	114.3%
Apache	563	\$129,064	0.2%	0.2%	\$229	\$116,783	90.5%
Graham	543	\$117,797	0.2%	-7.3%	\$217	\$90,321	76.7%
La Paz	46	\$13,495	0.0%	-36.1%	\$293	\$10,731	79.5%
Greenlee	61	\$19,286	0.0%	-27.9%	\$316	\$45,223	234.5%
Total	277,589	\$54,934,742	100.0%	-2.0%	\$198	\$56,441,543	102.7%

Table 6 – Spent dollars by programs or activity

Program	Amount Spent	% of Total
Athletics or Sports	\$13,791,624	24.4%
Field Trip	\$16,195,264	28.7%
Clubs, Academic Competitions or other comparable ECA	\$8,725,423	15.5%
Music, Band, Choir Orchestra, Fine Arts or Performing Arts	\$8,245,574	14.6%
Extended Kindergarten Programs	\$2,944,411	5.2%
After School Enrichment or Tutoring	\$2,194,897	3.9%
Standardized Testing for college credit or readiness	\$1,714,179	3.0%
Character Education Programs	\$1,182,749	2.1%
Non-Credit Summer Programs	\$263,032	0.5%
Other	\$158,137	0.3%
Career and Technical Preparation	\$40,567	0.1%
Drivers Education Programs	\$11,996	0.0%
Capital items defined by ARS Title 15-903	\$883,966	1.6%
Community school meal programs	\$10,215	0.0%
Student consumable health care supplies	\$4,591	0.0%
Playground equipment and shade structures	\$71,084	0.1%
CPR Training	\$3,834	0.0%
Total	\$56,441,543	100.0%

Table 7 – Top Twenty District Schools (within a district)

District Schools	District Name	Number of Donors	Dollars Received in 2019	Average per Donor	% of 2019 total	Dollars Spent	Dollars Received in 2018
Hamilton High School	Chandler USD	3,244	\$1,082,348	\$334	2.5%	\$792,366	\$812,877
Perry High School	Chandler USD	3,122	\$997,831	\$320	2.3%	\$863,611	\$800,284
University High School Tucson	Tucson USD	1,802	\$687,299	\$381	1.6%	\$596,940	
Basha High School	Chandler USD	2,424	\$606,460	\$250	1.4%	\$478,092	\$480,450
Dr. Camile Casteel High School	Chandler USD	2,679	\$579,043	\$216	1.3%	\$467,375	\$484,832
Chandler High School	Chandler USD	2,440	\$573,676	\$235	1.3%	\$558,011	\$541,239
Catalina Foothills High School	Catalina Foothills USD	2,031	\$535,377	\$264	1.2%	\$1,461,172	\$854,714
Red Mountain High School	Mesa USD	1,797	\$515,788	\$287	1.2%	\$419,129	\$500,481
Desert Vista High School	Tempe UHSD	2,110	\$508,285	\$241	1.2%	\$218,045	\$292,475
Flagstaff High School	Flagstaff USD	1,517	\$493,068	\$325	1.1%	\$402,170	\$376,422
Corona Del Sol High School	Tempe UHSD	1,867	\$440,780	\$236	1.0%	\$248,775	\$298,163
Highland High School	Gilbert USD	1,395	\$407,112	\$292	0.9%	\$281,880	\$362,645
Lake Havasu High School	Lake Havasu USD	1,405	\$406,384	\$289	0.9%	\$327,827	\$467,890
Desert Mountain High School	Scottsdale USD	2,038	\$384,052	\$188	0.9%	\$286,180	\$547,331
Tucson Magnet High School	Tucson USD	3,194	\$380,921	\$119	0.9%	\$331,501	\$339,449
Mountain View High School	Mesa USD	1,504	\$367,041	\$244	0.8%	\$415,352	\$576,673
Arizona College Prep - Erie Campus	Chandler USD	1,009	\$366,012	\$363	0.8%	\$280,104	\$254,427
Horizon High School	Paradise Valley USD	1,788	\$357,797	\$200	0.8%	\$216,145	\$390,635
Cienega High School	Vail USD	2,070	\$333,627	\$161	0.8%	\$359,744	\$322,073
Chaparral High School	Scottsdale USD	1,688	\$315,564	\$187	0.7%	\$258,760	\$337,056
Total of top 20		41,124	\$10,338,464	\$251	23.5%	\$9,263,176	\$9,040,114

Table 8 - Top Twenty Charter Schools (within a holder)

Charter School	Charter Holder	City/Town	Number of Donors	Dollars Received in 2019	Average per Donor	Dollars Spent in 2019	Dollars Received in 2018
Paradise Honors Elementary School	Paragon Management	Surprise	985	\$447,281	\$454	\$559,572	\$460,007
Horizon Community Learning Center Secondary	Horizon Community Learning Center Secondary	Phoenix	1,803	\$252,360	\$140	\$356,838	\$241,218
Keystone Montessori Charter School	Keystone Montessori Charter School	Phoenix	180	\$245,682	\$1,365	\$245,682	\$254,463
Great Heart Academies - Scottsdale Preparatory Academy	Scottsdale Preparatory Academy	Scottsdale	456	\$217,604	\$477	\$217,604	\$182,284
Great Hearts Academies - Archway Scottsdale	Archway Classical Academy Scottsdale	Scottsdale	355	\$208,111	\$586	\$208,111	\$169,128
Hermosa Montessori Charter School	Hermosa Montessori Charter School	Tucson	270	\$188,993	\$700	\$188,993	\$174,457
Heritage Academy	Heritage Academy	Mesa	583	\$186,888	\$321	\$186,888	\$255,234
Paradise Honors High School	Paragon Management	Surprise	428	\$163,119	\$381	\$343,681	\$154,934
Great Hearts Academies - Chandler Preparatory	Chandler Preparatory Academy	Chandler	362	\$153,778	\$425	\$153,778	\$167,282
Arizona School For The Arts	Arizona School For The Arts	Phoenix	452	\$149,316	\$330	\$149,316	\$112,064
Heritage Academy Queen Creek	Heritage Academy Queen Creek	Queen Creek	373	\$126,664	\$340	\$126,664	\$133,932
Great Hearts Academies - Glendale Preparatory Academy	Glendale Preparatory Academy	Peoria	257	\$124,564	\$485	\$124,564	\$113,131
Great Hearts Academies - Archway Veritas	Archway Classical Academy Veritas	Phoenix	266	\$124,467	\$468	\$124,467	\$103,382
Great Hearts Academy - Veritas Preparatory Academy	Veritas Preparatory Academy	Phoenix	288	\$123,481	\$429	\$123,481	\$128,872
Khalsa Montessori Elementary School - Phoenix	Khalsa Montessori Elementary Schools	Phoenix	184	\$123,244	\$670	\$90,282	\$95,460
Great Hearts Academies - Anthem Preparatory Academy	Anthem Preparatory Academy	Phoenix	237	\$118,434	\$500	\$118,434	\$114,892
Great Heart Academies - Trivium Preparatory Academy	Trivium Preparatory Academy	Goodyear	262	\$109,027	\$416	\$109,027	\$108,429
Great Hearts Academies - Archway North Phoenix	Archway Classical Academy North Phoenix	Phoenix	210	\$108,455	\$516	\$108,455	\$101,143
Northland Preparatory Academy	Northland Preparatory Academy	Flagstaff	385	\$106,912	\$278	\$106,912	\$96,707
Great Hearts Academies - Archway Chandler	Archway Classical Academy Chandler	Chandler	187	\$106,606	\$570	\$106,606	\$94,493
Total of top 20			8,523	\$3,384,986	\$397	\$3,749,355	\$3,261,512

APPENDIX I
2019 PUBLIC SCHOOL REPORT
BY SCHOOL DISTRICT

District Name	County	Number of Donors	Average per Donors	2019 Dollars Recieved	2018 Dollars Recieved	% Change	2019 Dollars Spent	2018 Dollars Spent	% of \$ Spent	2019 Rank	2018 Rank
Chandler USD	Maricopa	38,764	\$161	\$6,230,798	\$5,278,159	18.0%	\$5,962,039	\$5,311,399	95.7%	1	1
Tucson USD	Pima	20,309	\$156	\$3,163,827	\$2,523,074	25.4%	\$3,201,906	\$2,448,197	101.2%	2	5
Gilbert USD	Maricopa	13,048	\$223	\$2,915,161	\$2,764,785	5.4%	\$2,267,411	\$2,201,073	77.8%	3	4
Mesa USD	Maricopa	12,300	\$234	\$2,872,347	\$4,085,158	-29.7%	\$2,733,002	\$4,182,138	95.1%	4	2
Scottsdale USD	Maricopa	19,137	\$138	\$2,643,567	\$2,810,020	-5.9%	\$2,664,422	\$2,801,741	100.8%	5	3
Paradise Valley USD	Maricopa	11,244	\$199	\$2,240,833	\$2,374,823	-5.6%	\$1,683,816	\$1,574,813	75.1%	6	6
Kyrene ESD	Maricopa	13,505	\$157	\$2,124,986	\$2,115,011	0.5%	\$874,390	\$2,229,440	41.1%	7	7
Deer Valley USD	Maricopa	6,045	\$281	\$1,697,390	\$1,749,389	-3.0%	\$1,869,603	\$2,096,847	110.1%	8	8
Tempe UHSD	Maricopa	7,729	\$199	\$1,538,436	\$919,227	67.4%	\$696,860	\$883,249	45.3%	9	14
Peoria USD	Maricopa	7,322	\$207	\$1,515,983	\$1,431,976	5.9%	\$1,118,899	\$1,271,896	73.8%	10	9
Flagstaff USD	Coconino	4,664	\$259	\$1,209,966	\$1,101,908	9.8%	\$1,160,398	\$1,020,964	95.9%	11	10
Vail USD	Pima	5,358	\$183	\$979,080	\$948,687	3.2%	\$1,047,398	\$1,082,417	107.0%	12	13
Marana USD	Pima	3,682	\$232	\$853,215	\$771,643	10.6%	\$842,558	\$665,467	98.8%	13	16
Dysart USD	Maricopa	7,142	\$110	\$787,570	\$737,829	6.7%	\$780,960	\$935,507	99.2%	14	19
Higley USD	Maricopa	4,007	\$191	\$766,150	\$740,119	3.5%	\$845,739	\$538,304	110.4%	15	18
Madison ESD	Maricopa	4,908	\$139	\$684,051	\$816,086	-16.2%	\$622,277	\$745,189	91.0%	16	15
Glendale UHSD	Maricopa	2,349	\$288	\$677,486	\$758,671	-10.7%	\$697,458	\$755,639	102.9%	17	17
Catalina Foothills USD	Pima	2,489	\$267	\$663,924	\$1,070,135	-38.0%	\$1,689,611	\$1,087,555	254.5%	18	11
Agua Fria UHSD	Maricopa	3,856	\$165	\$636,854	\$550,022	15.8%	\$648,729	\$348,394	101.9%	19	22
Lake Havasu USD	Mohave	2,052	\$277	\$568,527	\$640,380	-11.2%	\$419,279	\$446,654	73.7%	20	20
Tanque Verde USD		1,269	\$394	\$500,491	\$322,004	55.4%	\$668,281	\$391,178	133.5%	21	29
Cave Creek USD	Maricopa	1,709	\$289	\$493,649	\$517,967	-4.7%	\$435,472	\$479,881	88.2%	22	23
Prescott USD	Yavapai	1,595	\$284	\$453,113	\$431,391	5.0%	\$446,715	\$408,934	98.6%	23	24
Fountain Hills USD	Maricopa	1,333	\$273	\$363,373	\$383,036	-5.1%	\$344,636	\$387,396	94.8%	24	26
Washington ESD	Maricopa	1,528	\$224	\$342,974	\$327,955	4.6%	\$351,717	\$361,128	102.5%	25	27
Phoenix UHSD	Maricopa	1,972	\$171	\$337,143	\$408,949	-17.6%	\$226,067	\$732,168	67.1%	26	25
Flowing Wells USD	Pima	1,296	\$244	\$316,357	\$277,574	14.0%	\$295,321	\$293,916	93.4%	27	30
Queen Creek USD	Maricopa	1,264	\$243	\$307,383	\$235,945	30.3%	\$297,398	\$272,846	96.8%	28	35
Sahuarita USD	Pima	1,132	\$237	\$268,411	\$244,731	9.7%	\$207,077	\$186,612	77.1%	29	32
Payson USD	Gila	1,401	\$187	\$262,428	\$236,125	11.1%	\$313,771	\$309,019	119.6%	30	34
Humboldt USD	Yavapai	1,644	\$158	\$259,683	\$244,706	6.1%	\$260,709	\$329,112	100.4%	31	33
Tempe ESD	Maricopa	800	\$285	\$227,841	\$326,132	-30.1%	\$314,816	\$347,167	138.2%	32	28
Sunnyside USD	Pima	2,468	\$91	\$224,320	\$263,090	-14.7%	\$246,519	\$237,969	109.9%	33	31
Phoenix ESD	Maricopa	944	\$234	\$220,425	\$193,968	13.6%	\$174,569	\$145,016	79.2%	34	40
Chino Valley USD	Yavapai	977	\$217	\$212,476	\$210,592	0.9%	\$160,693	\$150,103	75.6%	35	38

APPENDIX I
2019 PUBLIC SCHOOL REPORT
BY SCHOOL DISTRICT

District Name	County	Number of Donors	Average per Donors	2019 Dollars Recieved	2018 Dollars Recieved	% Change	2019 Dollars Spent	2018 Dollars Spent	% of \$ Spent	2019 Rank	2018 Rank
Nadaburg USD	Maricopa	620	\$342	\$211,966	\$153,921	37.7%	\$201,610	\$165,284	95.1%	36	46
Sierra Vista USD	Cochise	844	\$250	\$210,903	\$212,380	-0.7%	\$185,175	\$200,553	87.8%	37	37
J.O. Combs USD	Maricopa	1,561	\$122	\$189,855	\$198,328	-4.3%	\$114,028	\$127,038	60.1%	38	39
Buckeye UHSD	Maricopa	1,862	\$99	\$183,709	\$154,402	19.0%	\$169,602	\$159,946	92.3%	39	45
Oracle ESD	Pinal	694	\$232	\$160,703	\$186,977	-14.1%	\$197,726	\$189,706	123.0%	40	42
Litchfield ESD	Maricopa	560	\$287	\$160,642	\$158,653	1.3%	\$170,518	\$233,336	106.1%	41	44
Florence USD	Pinal	1,514	\$104	\$157,170	\$187,537	-16.2%	\$164,772	\$205,437	104.8%	42	41
Sedona-Oak Creek Joint USD	Yavapai	552	\$285	\$157,067	\$213,228	-26.3%	\$175,474	\$142,169	111.7%	43	36
Creighton ESD	Maricopa	900	\$174	\$156,597	\$142,379	10.0%	\$57,648	\$183,044	36.8%	44	48
Apache Junction USD	Pinal	489	\$286	\$139,692	\$174,273	-19.8%	\$140,641	\$155,431	100.7%	45	43
Yuma UHSD	Yuma	642	\$206	\$132,264	\$153,845	-14.0%	\$127,737	\$135,373	96.6%	46	47
Cottonwood-Oak Creek ESD	Yavapai	425	\$305	\$129,661	\$130,668	-0.8%	\$196,168	\$150,148	151.3%	47	49
Wickenburg USD	Maricopa	468	\$274	\$128,083	\$112,419	13.9%	\$79,317	\$111,689	61.9%	48	51
Liberty ESD	Maricopa	515	\$237	\$122,114	\$71,111	71.7%	\$98,818	\$57,785	80.9%	49	64
Blue Ridge USD	Navajo	685	\$168	\$114,938	\$80,179	43.4%	\$93,013	\$85,017	80.9%	50	60
Mingus UHSD	Yavapai	248	\$457	\$113,351	\$106,453	6.5%	\$77,856	\$81,815	68.7%	51	53
Show Low USD	Navajo	353	\$312	\$110,248	\$83,876	31.4%	\$80,527	\$70,495	73.0%	52	57
Continental ESD	Pima	433	\$254	\$109,837	\$129,699	-15.3%	\$142,161	\$102,115	129.4%	53	50
Alhambra ESD	Maricopa	379	\$287	\$108,713	\$111,336	-2.4%	\$65,657	\$44,541	60.4%	54	52
Laveen ESD	Maricopa	433	\$234	\$101,528	\$88,289	15.0%	\$96,593	\$85,319	95.1%	55	56
Kingman USD	Mohave	346	\$287	\$99,257	\$89,822	10.5%	\$61,351	\$82,497	61.8%	56	55
Tolleson UHSD	Maricopa	379	\$214	\$81,142	\$557,584	-85.4%	\$52,322	\$503,362	64.5%	57	21
Balsz ESD	Maricopa	349	\$215	\$75,177	\$82,709	-9.1%	\$128,492	\$106,969	170.9%	58	58
Cartwright ESD	Maricopa	321	\$230	\$73,731	\$81,913	-10.0%	\$75,200	\$90,957	102.0%	59	59
Colorado River UHSD	Mohave	336	\$218	\$73,258	\$62,766	16.7%	\$74,238	\$73,358	101.3%	60	67
Roosevelt ESD	Maricopa	241	\$283	\$68,176	\$99,182	-31.3%	\$70,664	\$92,761	103.6%	61	54
Winslow USD	Navajo	1,059	\$63	\$66,417	\$73,843	-10.1%	\$43,156	\$37,408	65.0%	62	61
Maricopa USD	Pinal	382	\$172	\$65,530	\$65,821	-0.4%	\$66,167	\$71,383	101.0%	63	65
Benson USD	Cochise	268	\$231	\$62,040	\$47,679	30.1%	\$64,860	\$46,823	104.5%	64	76
Round Valley USD	Apache	321	\$189	\$60,763	\$51,571	17.8%	\$53,289	\$29,051	87.7%	65	72
Pendergast ESD	Maricopa	5,860	\$10	\$60,502	\$71,351	-15.2%	\$76,054	\$114,251	125.7%	66	63
Casa Grande ESD	Pinal	234	\$257	\$60,245	\$64,791	-7.0%	\$38,588	\$46,483	64.1%	67	66
Crane ESD	Yuma	206	\$286	\$59,003	\$73,493	-19.7%	\$53,500	\$64,673	90.7%	68	62
Clarkdale-Jerome ESD	Yavapai	261	\$218	\$56,989	\$37,396	52.4%	\$50,340	\$48,887	88.3%	69	88
Camp Verde USD	Yavapai	151	\$374	\$56,541	\$40,039	41.2%	\$32,322	\$24,961	57.2%	70	84
Osborn ESD	Maricopa	177	\$304	\$53,750	\$54,331	-1.1%	\$130,694	\$187,737	243.2%	71	69

APPENDIX I
2019 PUBLIC SCHOOL REPORT
BY SCHOOL DISTRICT

District Name	County	Number of Donors	Average per Donors	2019 Dollars Recieved	2018 Dollars Recieved	% Change	2019 Dollars Spent	2018 Dollars Spent	% of \$ Spent	2019 Rank	2018 Rank
Casa Grande UHSD	Pinal	77	\$698	\$53,714	\$47,035	14.2%	\$35,128	\$41,572	65.4%	72	78
Holbrook USD	Navajo	96	\$526	\$50,475	\$39,400	28.1%	\$50,753	\$46,201	100.6%	73	86
Mammoth-San Manuel USD	Pinal	165	\$304	\$50,194	\$40,917	22.7%	\$56,405	\$52,641	112.4%	74	83
Wilson ESD	Maricopa	165	\$303	\$49,971	\$52,173	-4.2%	\$85,634	\$92,319	171.4%	75	71
East Valley Institute of Technology	Maricopa	198	\$239	\$47,352	\$43,765	8.2%	\$28,471	\$21,090	60.1%	76	81
Glendale ESD	Maricopa	168	\$281	\$47,134	\$59,450	-20.7%	\$43,695	\$47,601	92.7%	77	68
Littleton ESD	Maricopa	1,242	\$34	\$42,603	\$47,675	-10.6%	\$44,779	\$43,460	105.1%	78	77
Buckeye ESD	Maricopa	191	\$218	\$41,550	\$38,166	8.9%	\$31,752	\$29,907	76.4%	79	87
Safford USD	Graham	231	\$177	\$40,966	\$48,419	-15.4%	\$66,024	\$52,182	161.2%	80	75
St. Johns USD	Apache	145	\$271	\$39,365	\$50,861	-22.6%	\$41,410	\$28,787	105.2%	81	73
Arizona State School for the Deaf & Blind		95	\$400	\$38,027	\$45,699	-16.8%	\$30,667	\$39,982	80.6%	82	80
Williams USD	Coconino	146	\$258	\$37,701	\$50,722	-25.7%	\$23,071	\$21,928	61.2%	83	74
Avondale ESD	Maricopa	137	\$263	\$36,091	\$35,731	1.0%	\$8,289	\$28,699	23.0%	84	91
Heber-Overgaard USD	Navajo	131	\$270	\$35,364	\$39,754	-11.0%	\$41,067	\$39,257	116.1%	85	85
Yuma ESD	Yuma	143	\$247	\$35,256	\$53,307	-33.9%	\$44,183	\$38,179	125.3%	86	70
Snowflake USD	Navajo	274	\$123	\$33,675	\$41,706	-19.3%	\$30,410	\$44,135	90.3%	87	82
Thatcher USD	Graham	136	\$242	\$32,912	\$30,162	9.1%	\$6,367	\$4,362	19.3%	88	97
Bagdad USD	Yavapai	181	\$177	\$32,095	\$30,195	6.3%	\$18,626	\$16,548	58.0%	89	96
Santa Cruz Valley USD	Santa Cruz	132	\$242	\$31,957	\$37,050	-13.7%	\$46,216	\$31,315	144.6%	90	89
Globe USD	Gila	114	\$273	\$31,085	\$11,676	166.2%	\$21,583	\$12,957	69.4%	91	121
Page USD	Coconino	102	\$294	\$29,941	\$27,651	8.3%	\$15,267	\$17,695	51.0%	92	99
Fowler ESD	Maricopa	130	\$230	\$29,841	\$46,893	-36.4%	\$27,770	\$46,314	93.1%	93	79
Pima USD	Graham	123	\$219	\$26,981	\$35,979	-25.0%	\$9,343	\$45,231	34.6%	94	90
Willcox USD	Cochise	79	\$335	\$26,478	\$33,121	-20.1%	\$26,739	\$28,420	101.0%	95	93
Nogales USD	Santa Cruz	96	\$274	\$26,261	\$31,877	-17.6%	\$26,261	\$31,977	100.0%	96	95
Saddle Mountain USD	Maricopa	130	\$192	\$24,975	\$24,762	0.9%	\$36,182	\$17,964	144.9%	97	102
Tombstone USD	Cochise	91	\$273	\$24,800	\$29,474	-15.9%	\$16,121	\$53,352	65.0%	98	98
Western Maricopa Education Center	Maricopa	113	\$217	\$24,562	\$33,556	-26.8%	\$26,343	\$28,244	107.2%	99	92
Ray USD	Pinal	93	\$256	\$23,851	\$14,870	60.4%	\$13,160	\$10,534	55.2%	100	114
Isaac ESD	Maricopa	83	\$282	\$23,445	\$32,803	-28.5%	\$41,202	\$28,840	175.7%	101	94
Mayer USD	Yavapai	90	\$247	\$22,271	\$25,026	-11.0%	\$17,743	\$14,819	79.7%	102	101
Bisbee USD	Cochise	104	\$205	\$21,326	\$19,692	8.3%	\$49,125	\$42,192	230.4%	103	105
Baboquivari USD	Pima	114	\$162	\$18,490	\$17,313	6.8%	\$9,563	\$4,235	51.7%	104	109
St. David USD	Cochise	60	\$259	\$15,546	\$26,377	-41.1%	\$15,514	\$22,719	99.8%	105	100
Joseph City USD	Navajo	62	\$247	\$15,338		100.0%	\$17,216		112.2%	106	205
Beaver Creek ESD	Yavapai	58	\$260	\$15,080	\$17,138	-12.0%	\$36,491	\$25,690	242.0%	107	110

APPENDIX I
2019 PUBLIC SCHOOL REPORT
BY SCHOOL DISTRICT

District Name	County	Number of Donors	Average per Donors	2019 Dollars Recieved	2018 Dollars Recieved	% Change	2019 Dollars Spent	2018 Dollars Spent	% of \$ Spent	2019 Rank	2018 Rank
Sonoita ESD	Santa Cruz	7	\$2,114	\$14,795	\$19,273	-23.2%	\$11,282	\$28,778	76.3%	108	106
Patagonia UHSD	Santa Cruz	65	\$228	\$14,795	\$20,796	-28.9%	\$22,956	\$29,709	155.2%	108	104
Miami USD	Gila	70	\$209	\$14,616	\$12,640	15.6%	\$18,928	\$15,675	129.5%	110	119
Palo Verde ESD	Maricopa	124	\$111	\$13,817	\$14,369	-3.8%	\$15,967	\$18,573	115.6%	111	116
Bullhead City School District	Mohave	40	\$329	\$13,145	\$11,772	11.7%	\$8,531	\$4,689	64.9%	112	120
Tolleson ESD	Maricopa	49	\$255	\$12,494	\$17,764	-29.7%	\$12,643	\$27,841	101.2%	113	107
Union ESD	Maricopa	58	\$207	\$12,020	\$12,801	-6.1%	\$6,951	\$7,879	57.8%	114	118
Mohave Valley ESD	Mohave	48	\$250	\$11,994	\$10,052	19.3%	\$8,839	\$3,013	73.7%	115	126
Palominas ESD	Cochise	45	\$258	\$11,598	\$11,045	5.0%	\$11,477	\$35,723	99.0%	116	123
Douglas USD	Cochise	51	\$225	\$11,485	\$15,222	-24.5%	\$6,640	\$12,237	57.8%	117	113
Altar Valley ESD	Pima	40	\$285	\$11,400	\$16,083	-29.1%	\$11,400	\$23,199	100.0%	118	111
Morenci USD	Greenlee	34	\$323	\$10,981	\$17,593	-37.6%	\$29,438	\$17,593	268.1%	119	108
Concho ESD	Apache	39	\$278	\$10,828	\$8,470	27.8%	\$7,194	\$8,002	66.4%	120	132
Morristown ESD	Maricopa	33	\$306	\$10,100		100.0%	\$4,923		48.7%	121	205
Eloy ESD	Pinal	60	\$168	\$10,088	\$10,299	-2.0%	\$3,191	\$3,249	31.6%	122	124
Littlefield USD	Mohave	33	\$302	\$9,973	\$6,970	43.1%	\$5,853	\$3,740	58.7%	123	142
Coolidge USD	Pinal	29	\$341	\$9,901	\$8,100	22.2%	\$5,353	\$5,055	54.1%	124	134
Gadsden ESD	Yuma	40	\$244	\$9,749	\$10,199	-4.4%	\$0	\$182	0.0%	125	125
Parker USD	La Paz	29	\$328	\$9,521	\$14,843	-35.9%	\$9,595	\$5,367	100.8%	126	115
Somerton ESD	Yuma	62	\$137	\$8,500	\$11,232	-24.3%	\$4,489	\$7,432	52.8%	127	122
Topock ESD	Mohave	27	\$307	\$8,277	\$8,071	2.6%	\$11,607	\$2,078	140.2%	128	135
Arlington ESD	Maricopa	34	\$234	\$7,951	\$1,368	481.3%	\$8,871	\$1,368	111.6%	129	191
Ash Fork Joint USD	Yavapai	28	\$281	\$7,871	\$5,961	32.0%	\$5,922	\$11,762	75.2%	130	145
Hyder ESD	Yuma	23	\$341	\$7,850	\$8,050	-2.5%	\$6,250	\$10,580	79.6%	131	136
Pima Accommodation District	Pima	20	\$393	\$7,850		100.0%	\$2,599		33.1%	131	205
Alpine ESD	Apache	26	\$301	\$7,816	\$8,480	-7.8%	\$10,076	\$11,312	128.9%	133	131
Mary C. O'Brien Accommodation District	Pinal	24	\$304	\$7,300	\$7,385	-1.2%	\$7,750	\$7,077	106.2%	134	140
Toltec ESD	Pinal	24	\$303	\$7,275		100.0%	\$7,275		100.0%	135	205
Yarnell ESD	Yavapai	21	\$344	\$7,223	\$4,263	69.4%	\$2,095	\$3,445	29.0%	136	155
Mohawk Valley ESD	Yuma	22	\$327	\$7,200	\$3,900	84.6%	\$7,410	\$1,257	102.9%	137	160
Duncan USD	Greenlee	24	\$296	\$7,105	\$7,739	-8.2%	\$13,285	\$13,391	187.0%	138	138
Pearce ESD	Cochise	27	\$262	\$7,084	\$9,150	-22.6%	\$13,997	\$1,865	197.6%	139	129
Patagonia ESD	Santa Cruz	25	\$270	\$6,752	\$7,366	-8.3%	\$1,071	\$5,843	15.9%	140	141
Kayenta USD	Navajo	22	\$305	\$6,700	\$3,100	116.1%	\$586	\$727	8.7%	141	166
Santa Cruz Valley UHSD	Pinal	80	\$84	\$6,690	\$4,815	38.9%	\$2,149	\$5,188	32.1%	142	149
Antelope UHSD	Yuma	25	\$260	\$6,500	\$5,840	11.3%	\$6,500	\$5,840	100.0%	143	147

APPENDIX I
2019 PUBLIC SCHOOL REPORT
BY SCHOOL DISTRICT

District Name	County	Number of Donors	Average per Donors	2019 Dollars Recieved	2018 Dollars Recieved	% Change	2019 Dollars Spent	2018 Dollars Spent	% of \$ Spent	2019 Rank	2018 Rank
Murphy ESD	Maricopa	23	\$282	\$6,486	\$24,539	-73.6%	\$11,565	\$60,430	178.3%	144	103
Valley UHSD	Cochise	22	\$292	\$6,418	\$5,805	10.6%	\$4,535	\$5,805	70.7%	145	148
Tonto Basin ESD	Gila	22	\$276	\$6,076	\$6,275	-3.2%	\$9,932	\$4,760	163.5%	146	144
Grand Canyon USD	Coconino	20	\$284	\$5,678	\$7,400	-23.3%	\$11,565	\$13,070	203.7%	147	139
Bonita ESD	Graham	17	\$332	\$5,650	\$4,700	20.2%	\$923	\$4,248	16.3%	148	151
Ajo USD	Pima	20	\$275	\$5,500	\$13,300	-58.6%	\$885	\$12,736	16.1%	149	117
Riverside ESD	Maricopa	28	\$178	\$4,975	\$4,271	16.5%	\$3,173	\$2,086	63.8%	150	154
Maine Consolidated School District	Coconino	14	\$336	\$4,700	\$8,710	-46.0%	\$5,997	\$9,371	127.6%	151	130
Kirkland ESD	Yavapai	18	\$252	\$4,530	\$2,287	98.1%	\$2,903	\$2,962	64.1%	152	171
Sacaton ESD	Pinal	19	\$236	\$4,480	\$9,377	-52.2%	\$8,871	\$11,178	198.0%	153	128
Congress ESD	Yavapai	18	\$237	\$4,262	\$4,125	3.3%	\$2,819	\$3,495	66.1%	154	157
Ash Creek ESD	Cochise	14	\$289	\$4,050	\$3,600	12.5%	\$693	\$873	17.1%	155	162
San Simon USD	Cochise	12	\$325	\$3,900	\$9,700	-59.8%	\$7,404	\$5,215	189.8%	156	127
Fredonia-Mocasin USD	Coconino	12	\$317	\$3,802	\$4,791	-20.6%	\$4,271	\$5,920	112.3%	157	150
Canon ESD	Yavapai	12	\$317	\$3,800	\$8,125	-53.2%	\$3,347	\$9,896	88.1%	158	133
San Carlos USD	Gila	12	\$292	\$3,506	\$0	100.0%	\$0	\$0	0.0%	159	205
Chinle USD	Apache	11	\$311	\$3,419	\$1,938	76.4%	\$635	\$175	18.6%	160	178
Skull Valley ESD	Yavapai	9	\$378	\$3,400	\$4,600	-26.1%	\$4,051	\$2,073	119.1%	161	153
Vernon ESD	Apache	8	\$394	\$3,148	\$3,157	-0.3%	\$500	\$1,095	15.9%	162	164
Superior USD	Pinal	20	\$156	\$3,114	\$6,950	-55.2%	\$4,714	\$5,850	151.4%	163	143
Cochise ESD	Cochise	12	\$251	\$3,010	\$1,400	115.0%	\$2,553	\$2,057	84.8%	164	188
Maricopa County Regional District	Maricopa	10	\$300	\$3,000	\$5,950	-49.6%	\$3,336	\$0	111.2%	165	146
Dan Hinton Accommodation District	Graham	10	\$281	\$2,809	\$1,945	44.4%	\$2,877	\$2,649	102.4%	166	176
Fort Huachuca Accommodation District	Cochise	9	\$311	\$2,800	\$3,800	-26.3%	\$3,436	\$1,876	122.7%	167	161
Solomon ESD	Graham	11	\$246	\$2,710	\$3,905	-30.6%	\$1,113	\$2,002	41.1%	168	159
Tuba City USD	Coconino	9	\$300	\$2,700	\$0	100.0%	\$0	\$0	0.0%	169	205
Double Adobe ESD	Cochise	8	\$325	\$2,600	\$1,600	62.5%	\$1,118	\$0	43.0%	170	186
Seligman USD	Yavapai	169	\$15	\$2,485	\$2,020	23.0%	\$6,264	\$3,707	252.1%	171	175
San Fernando ESD	Pima	6	\$408	\$2,450	\$400	512.5%	\$1,141	\$0	46.6%	172	199
Coconino County Regional Accommodation SD	Coconino	12	\$204	\$2,450	\$4,000	-38.8%	\$7,178	\$995	293.0%	172	158
Quartzsite ESD	La Paz	10	\$227	\$2,274	\$1,882	20.8%	\$486	\$1,109	21.4%	174	181
Valley Academy for Career and Techology Education	Yavapai	6	\$367	\$2,200	\$2,400	-8.3%	\$1,354	\$1,094	61.5%	175	170
Picacho ESD	Pinal	7	\$314	\$2,200	\$2,650	-17.0%	\$1,867	\$773	84.9%	175	168
Apache ESD	Cochise	10	\$215	\$2,150	\$250	760.0%	\$1,573	\$2,722	73.2%	177	202
Pomerene ESD	Cochise	7	\$297	\$2,082	\$3,300	-36.9%	\$2,082	\$3,418	100.0%	178	163
Fort Thomas USD	Graham	5	\$387	\$1,935	\$0	100.0%	\$0	\$0	0.0%	179	205

APPENDIX I
2019 PUBLIC SCHOOL REPORT
BY SCHOOL DISTRICT

District Name	County	Number of Donors	Average per Donors	2019 Dollars Recieved	2018 Dollars Recieved	% Change	2019 Dollars Spent	2018 Dollars Spent	% of \$ Spent	2019 Rank	2018 Rank
McNary ESD	Apache	7	\$271	\$1,900	\$2,100	-9.5%	\$2,054	\$3,014	108.1%	180	174
Hayden-Winkelman USD	Gila	10	\$190	\$1,900	\$2,200	-13.6%	\$1,400	\$1,400	73.7%	180	172
Colorado City USD	Mohave	7	\$257	\$1,800	\$1,800	0.0%	\$4,492	\$4,432	249.6%	182	182
McNeal ESD	Cochise	5	\$360	\$1,800	\$1,650	9.1%	\$2,254	\$2,186	125.2%	182	185
Wellton ESD	Yuma	5	\$340	\$1,700	\$1,800	-5.6%	\$1,688	\$5,557	99.3%	184	182
Mobile ESD	Maricopa	5	\$320	\$1,600	\$2,800	-42.9%	\$1,344	\$686	84.0%	185	167
Paloma School District	Maricopa	5	\$294	\$1,470	\$400	267.5%	\$2,163	\$4,784	147.1%	186	199
Naco ESD	Cochise	6	\$243	\$1,459	\$2,490	-41.4%	\$515	\$2,482	35.3%	187	169
Salome Consolidated ESD	La Paz	5	\$290	\$1,450	\$1,200	20.8%	\$400	\$1,200	27.6%	188	192
Red Mesa USD	Apache	4	\$356	\$1,425	\$600	137.5%	\$1,425	\$600	100.0%	189	198
Cedar USD	Navajo	4	\$350	\$1,400	\$1,000	40.0%	\$1,000	\$0	71.4%	190	193
Valentine ESD	Mohave	4	\$350	\$1,400		100.0%	\$0		0.0%	190	205
Hackberry School District	Mohave	2	\$600	\$1,200	\$732	63.9%	\$0	\$732	0.0%	192	197
Blue ESD	Greenlee	3	\$400	\$1,200	\$1,400	-14.3%	\$2,500	\$2,924	208.3%	192	188
Yavapai Accommodation School District #99	Yavapai	5	\$208	\$1,042	\$1,909	-45.4%	\$1,516	\$3,708	145.5%	194	179
Stanfield ESD	Pinal	4	\$260	\$1,041	\$950	9.6%	\$0	\$0	0.0%	195	194
Bowie USD	Cochise	5	\$180	\$900	\$1,900	-52.6%	\$0	\$0	0.0%	196	180
Central Arizona Valley Institute of Technology	Pinal	2	\$400	\$800	\$750	6.7%	\$879	\$2,665	109.8%	197	196
Crown King ESD	Yavapai	3	\$267	\$800	\$900	-11.1%	\$438	\$410	54.7%	197	195
Hillside ESD	Yavapai	3	\$200	\$600	\$1,940	-69.1%	\$0	\$244	0.0%	199	177
Sentinel ESD	Maricopa	2	\$300	\$600	\$1,400	-57.1%	\$1,021	\$1,400	170.1%	199	188
Coconino Association for Vocation Industry and Technology	Coconino	1	\$400	\$400	\$400	0.0%	\$400	\$1,000	100.0%	201	199
Bouse ESD	La Paz	2	\$125	\$250	\$50	400.0%	\$250	\$50	100.0%	202	204
Owens ESD	Mohave	1	\$246	\$246	\$0	100.0%	\$622	\$317	252.6%	203	205
Santa Cruz ESD	Santa Cruz	1	\$200	\$200	\$1,800	-88.9%	\$410	\$1,829	204.9%	204	182
Sanders USD	Apache	1	\$200	\$200	\$1,600	-87.5%	\$0	\$1,105	0.0%	204	186
Ganado USD	Apache	1	\$200	\$200	\$0	100.0%	\$200	\$0	100.0%	204	205
Elfrida ESD	Cochise		\$0			0.0%			0.0%	207	205
Peach Springs USD	Mohave	0	\$0	\$0	\$200	-100.0%	\$0	\$200	0.0%	207	203
Amphitheater USD	Pima		\$0		\$1,068,108	-100.0%		\$1,028,263	0.0%	207	12
Eagle ESD	Greenlee	0	\$0	\$0	\$0	0.0%	\$0	\$0	0.0%	207	205
Young ESD	Gila		\$0		\$7,950	-100.0%		\$9,630	0.0%	207	137
Wenden ESD	La Paz		\$0			0.0%			0.0%	207	205
Western Arizona Vocational Education	Mohave	0	\$0		\$2,200	-100.0%		\$1,264	0.0%	207	172
Gila Bend USD	Maricopa		\$0			0.0%			0.0%	207	205
Aguila ESD	Maricopa		\$0		\$4,644	-100.0%		\$4,782	0.0%	207	152

APPENDIX I
2019 PUBLIC SCHOOL REPORT
BY SCHOOL DISTRICT

District Name	County	Number of Donors	Average per Donors	2019 Dollars Recieved	2018 Dollars Recieved	% Change	2019 Dollars Spent	2018 Dollars Spent	% of \$ Spent	2019 Rank	2018 Rank
Whiteriver USD	Navajo		\$0			0.0%			0.0%	207	205
Mountain Insitute Joint Technical Education District	Yavapai		\$0		\$4,164	-100.0%		\$0	0.0%	207	156
Greenlee County Accommodation District	Greenlee	0	\$0	\$0	\$0	0.0%	\$0	\$0	0.0%	207	205
Yucca ESD	Mohave	0	\$0	\$0	\$0	0.0%	\$0	\$0	0.0%	207	205
Pine Strawberry ESD	Gila		\$0			0.0%			0.0%	207	205
Bicentennial UHSD	La Paz		\$0		\$3,150	-100.0%		\$3,150	0.0%	207	165
Red Rock ESD	Pinal		\$0		\$15,328	-100.0%		\$15,185	0.0%	207	112
Gila County Regional District	Gila		\$0			0.0%			0.0%	207	205
Pinon USD	Navajo		\$0			0.0%			0.0%	207	205
Window Rock USD	Apache		\$0			0.0%			0.0%	207	205

Note: Districts with no county listed have facilities in multiple counties.

APPENDIX II
2019 PUBLIC SCHOOL REPORT
BY CHARTER HOLDER

Charter Holder	County	Sum of Donors	Average Per Donor	2019	2018	%	2019	2018	% of \$ Spent	2019 Rank	2018 Rank
				Dollars Received	Dollars Received		Dollars Spent	Dollars Spent			
Paragon Management	Maricopa	1,413	\$432	\$610,400	\$614,941	-0.7%	\$903,253	\$808,842	148.0%	1	1
Horizon Community Learning Center Secondary	Maricopa	1,803	\$140	\$252,360	\$241,218	4.6%	\$356,838	\$338,664	141.4%	2	4
Keystone Montessori Charter School	Maricopa	180	\$1,365	\$245,682	\$254,463	-3.5%	\$245,682	\$254,463	100.0%	3	3
Scottsdale Preparatory Academy	Maricopa	456	\$477	\$217,604	\$182,284	19.4%	\$217,604	\$495,397	100.0%	4	5
Archway Classical Academy Scottsdale	Maricopa	355	\$586	\$208,111	\$169,128	23.0%	\$208,111	\$180,298	100.0%	5	7
Hermosa Montessori Charter School	Pima	270	\$700	\$188,993	\$174,457	8.3%	\$188,993	\$174,457	100.0%	6	6
Heritage Academy	Maricopa	583	\$321	\$186,888	\$255,234	-26.8%	\$186,888	\$255,234	100.0%	7	2
Leman Academy of Excellence Inc		627	\$291	\$182,465	\$131,974	38.3%	\$207,888	\$94,417	113.9%	8	13
American Leadership Academy	Maricopa	506	\$323	\$163,584	\$167,076	-2.1%	\$163,583	\$167,076	100.0%	9	9
Chandler Preparatory Academy	Maricopa	362	\$425	\$153,778	\$167,282	-8.1%	\$153,778	\$476,242	100.0%	10	8
Arizona School For The Arts	Maricopa	452	\$330	\$149,316	\$112,064	33.2%	\$149,316	\$112,068	100.0%	11	19
Academy of Mathematics and Science South	Maricopa	1,325	\$98	\$129,319	\$36,305	256.2%	\$110,530	\$33,468	85.5%	12	84
Heritage Academy Queen Creek	Maricopa	373	\$340	\$126,664	\$133,932	-5.4%	\$126,664	\$133,932	100.0%	13	12
Glendale Preparatory Academy	Maricopa	257	\$485	\$124,564	\$113,131	10.1%	\$124,564	\$315,670	100.0%	14	18
Archway Classical Academy Veritas	Maricopa	266	\$468	\$124,467	\$103,382	20.4%	\$124,467	\$210,653	100.0%	15	23
Veritas Preparatory Academy	Maricopa	288	\$429	\$123,481	\$128,872	-4.2%	\$123,481	\$353,868	100.0%	16	14
Khalsa Montessori Elementary Schools	Maricopa	184	\$670	\$123,244	\$95,460	29.1%	\$90,282	\$67,329	73.3%	17	31
Anthem Preparatory Academy	Maricopa	237	\$500	\$118,434	\$114,892	3.1%	\$118,434	\$280,754	100.0%	18	17
Trivium Preparatory Academy	Maricopa	262	\$416	\$109,027	\$108,429	0.6%	\$109,027	\$403,267	100.0%	19	21
Archway Classical Academy North Phoenix	Maricopa	210	\$516	\$108,455	\$101,143	7.2%	\$108,455	\$176,330	100.0%	20	27
Eduprize Schools, LLC		393	\$276	\$108,354	\$102,747	5.5%	\$607,518	\$531,523	560.7%	21	24
Desert Heights Charter Schools	Maricopa	629	\$172	\$108,111	\$99,412	8.8%	\$108,111	\$99,412	100.0%	22	28
Northland Preparatory Academy	Coconino	385	\$278	\$106,912	\$96,707	10.6%	\$106,912	\$96,707	100.0%	23	29
Archway Classical Academy Chandler	Maricopa	187	\$570	\$106,606	\$94,493	12.8%	\$106,606	\$125,722	100.0%	24	32
Odyssey Preparatory Academy, The	Maricopa	492	\$214	\$105,376	\$101,786	3.5%	\$105,376	\$101,786	100.0%	25	26
Villa Montessori Charter School	Maricopa	367	\$281	\$103,130	\$134,038	-23.1%	\$103,130	\$134,038	100.0%	26	11
Tempe Preparatory Academy	Maricopa	348	\$293	\$101,913	\$125,620	-18.9%	\$101,913	\$125,620	100.0%	27	15
San Tan Montessori School	Maricopa	254	\$400	\$101,568	\$115,135	-11.8%	\$101,568	\$115,135	100.0%	28	16
Archway Classical Academy Lincoln	Maricopa	186	\$518	\$96,307	\$83,310	15.6%	\$96,307	\$87,581	100.0%	29	36
Archway Classical Academy Glendale	Maricopa	180	\$526	\$94,752	\$92,400	2.5%	\$94,752	\$85,690	100.0%	30	33
Horizon Community Learning Center Elementary	Maricopa	1,403	\$66	\$93,228	\$139,258	-33.1%	\$78,996	\$132,436	84.7%	31	10
Kingman Academy of Learning	Mohave	295	\$299	\$88,298	\$90,422	-2.3%	\$154,645	\$200,355	175.1%	32	34
Basis School - Tucson Primary	Pima	334	\$257	\$85,907	\$110,054	-21.9%	\$399,167	\$715,486	464.6%	33	20
Benjamin Franklin Charter School	Maricopa	328	\$261	\$85,444	\$102,332	-16.5%	\$59,208	\$90,560	69.3%	34	25
Basis School - Tucson North	Pima	324	\$262	\$84,884	\$80,943	4.9%	\$94,042	\$270,320	110.8%	35	38
Arete Preparatory Academy	Maricopa	191	\$444	\$84,845	\$82,232	3.2%	\$84,845	\$288,447	100.0%	36	37
Khalsa Family Services	Pima	231	\$367	\$84,682	\$62,739	35.0%	\$130,798	\$116,388	154.5%	37	50
Academy of Mathematics and Science	Pima	285	\$293	\$83,524	\$107,833	-22.5%	\$70,534	\$83,326	84.4%	38	22
Noah Webster Basic School-Mesa	Maricopa	359	\$230	\$82,705	\$89,054	-7.1%	\$82,705	\$89,054	100.0%	39	35
City Center for Collaborative Learning	Pima	490	\$165	\$80,750	\$96,451	-16.3%	\$78,228	\$105,087	96.9%	40	30

APPENDIX II
2019 PUBLIC SCHOOL REPORT
BY CHARTER HOLDER

Charter Holder	County	Sum of Donors	Average Per Donor	2019	2018	%	2019	2018	% of \$ Spent	2019 Rank	2018 Rank
				Dollars Received	Dollars Received		Dollars Spent	Dollars Spent			
Cicero Preparatory Academy	Maricopa	171	\$466	\$79,687	\$73,373	8.6%	\$79,687	\$210,544	100.0%	41	44
Archway Classical Academy Cicero	Maricopa	164	\$474	\$77,678	\$75,773	2.5%	\$77,678	\$157,774	100.0%	42	42
Basis School - Peoria	Maricopa	229	\$308	\$70,558	\$70,831	-0.4%	\$136,796	\$323,987	193.9%	43	47
Archway Classical Academy Arete	Maricopa	136	\$517	\$70,310	\$64,181	9.5%	\$70,310	\$123,449	100.0%	44	49
Basis School - Prescott	Yavapai	235	\$289	\$67,926	\$61,943	9.7%	\$201,605	\$350,923	296.8%	45	54
Basis School - Flagstaff	Coconino	241	\$279	\$67,354	\$78,811	-14.5%	\$200,868	\$299,058	298.2%	46	40
University Public Schools - ASU Prep Academy - Polytechnic	Maricopa	212	\$314	\$66,574	\$70,421	-5.5%	\$31,939	\$60,845	48.0%	47	48
Arizona Agribusiness & Equine Center, Inc.	Maricopa	233	\$283	\$66,010	\$74,258	-11.1%	\$70,037	\$79,470	106.1%	48	43
Challenge School, Inc.	Maricopa	360	\$182	\$65,689	\$49,170	33.6%	\$65,689	\$49,170	100.0%	49	65
North Phoenix Preparatory Academy	Maricopa	147	\$441	\$64,876	\$60,397	7.4%	\$64,876	\$211,040	100.0%	50	56
Archway Classical Academy Trivium West	Maricopa	122	\$530	\$64,658	\$62,600	3.3%	\$64,658	\$63,358	100.0%	51	51
Lincoln Preparatory Academy	Maricopa	148	\$430	\$63,584	\$55,487	14.6%	\$63,584	\$166,661	100.0%	52	58
Basis School - Chandler	Maricopa	199	\$308	\$61,234	\$46,606	31.4%	\$241,299	\$362,464	394.1%	53	70
Flagstaff Junior Academy	Coconino	287	\$209	\$60,052	\$60,640	-1.0%	\$148,191	\$111,553	246.8%	54	55
Florence Crittenton Services of Arizona	Maricopa	207	\$288	\$59,668	\$51,699	15.4%	\$65,121	\$54,489	109.1%	55	62
Ridgeline Academy, A Challenge Foundation Academy	Maricopa	159	\$375	\$59,596	\$53,421	11.6%	\$59,596	\$53,421	100.0%	56	60
Math and Science Success Academy	Pima	315	\$180	\$56,819	\$72,303	-21.4%	\$54,030	\$66,517	95.1%	57	45
Tucson Country Day School	Pima	233	\$238	\$55,463	\$56,323	-1.5%	\$55,463	\$69,274	100.0%	58	57
Basis School - Scottsdale	Maricopa	179	\$303	\$54,275	\$80,277	-32.4%	\$210,239	\$572,650	387.4%	59	39
Allen-Cochran Enterprises, Inc.	Maricopa	176	\$304	\$53,585	\$48,759	9.9%	\$56,806	\$52,270	106.0%	60	66
Leading Edge Academy	Maricopa	182	\$288	\$52,377	\$41,703	25.6%	\$33,874	\$37,267	64.7%	61	74
Maryvale Preparatory Academy	Maricopa	171	\$297	\$50,844	\$44,056	15.4%	\$50,844	\$128,284	100.0%	62	71
Daisy Education - Sonoran Science Academy		143	\$351	\$50,146	\$36,479	\$0	\$50,146	\$36,479	\$1	63	82
Academy of Tucson, Inc.	Pima	362	\$136	\$49,181	\$71,898	-31.6%	\$49,181	\$71,898	100.0%	64	46
Edkey - Pathfinder Academy		182	\$270	\$49,094	\$47,310	3.8%	\$42,238	\$31,131	86.0%	65	69
Basis School - Oro Valley	Pima	167	\$293	\$48,893	\$76,352	-36.0%	\$107,804	\$534,033	220.5%	66	41
Archway Classical Academy Trivium	Maricopa	96	\$504	\$48,380	\$48,439	-0.1%	\$48,380	\$82,094	100.0%	67	68
Choice Academies	Maricopa	221	\$216	\$47,773	\$36,834	29.7%	\$63,852	\$44,484	133.7%	68	81
University Public Schools - ASU Prep Academy - Phoenix		158	\$298	\$47,132	\$43,458	8.5%	\$21,237	\$23,671	45.1%	69	72
Mountain School, Inc.	Coconino	191	\$242	\$46,275	\$40,589	14.0%	\$46,275	\$40,589	100.0%	70	75
Legacy Traditional School - Northwest Tucson	Pima	128	\$358	\$45,871	\$49,741	-7.8%	\$45,871	\$49,741	100.0%	71	63
Noah Webster Basic School-Pima	Maricopa	198	\$215	\$42,655	\$34,843	22.4%	\$42,655	\$34,843	100.0%	72	86
Benchmark School, Inc.	Maricopa	133	\$307	\$40,868	\$54,623	-25.2%	\$84,307	\$73,466	206.3%	73	59
Sage Academy	Maricopa	165	\$236	\$38,884	\$38,760	0.3%	\$1,702	\$2,821	4.4%	74	77
James Madison Preparatory School	Maricopa	128	\$302	\$38,670	\$32,049	20.7%	\$38,670	\$32,049	100.0%	75	95
Rosefield Charter Elementary School	Maricopa	250	\$151	\$37,862	\$32,559	16.3%	\$27,328	\$18,071	72.2%	76	91
Academy of Math and Science, Inc.	Maricopa	195	\$193	\$37,598	\$37,519	0.2%	\$29,727	\$23,794	79.1%	77	79
Imagine Middle at East Mesa	Maricopa	104	\$345	\$35,849	\$32,507	10.3%	\$37,687	\$28,823	105.1%	78	93
Heritage Academy Laveen	Maricopa	169	\$211	\$35,680	\$32,544	9.6%	\$35,680	\$32,544	100.0%	79	92
Daisy Education - Sonoran Science Academy, Tucson	Pima	134	\$264	\$35,434	\$48,645	-27.2%	\$35,434	\$48,645	100.0%	80	67

APPENDIX II
2019 PUBLIC SCHOOL REPORT
BY CHARTER HOLDER

Charter Holder	County	Sum of Donors	Average Per Donor	2019	2018	%	2019	2018	% of \$ Spent	2019 Rank	2018 Rank
				Dollars Received	Dollars Received		Dollars Spent	Dollars Spent			
Basis School - Peoria Primary	Maricopa	118	\$298	\$35,189	\$10,721	228.2%	\$280,405	\$457,711	796.9%	81	153
Basis School - Scottsdale Primary	Maricopa	84	\$407	\$34,206	\$32,133	6.5%	\$350,716	\$673,840	1025.3%	82	94
Reid Traditional Schools' Valley Academy	Maricopa	90	\$369	\$33,252	\$31,356	6.0%	\$33,252	\$31,356	100.0%	83	97
Freedom Academy, Inc	Maricopa	113	\$293	\$33,153	\$17,900	85.2%	\$33,153	\$17,900	100.0%	84	123
Basis Charter Schools	Maricopa	103	\$321	\$33,029	\$22,558	\$0	\$287,214	\$472,493	\$9	85	115
Legacy Traditional Charter School - Chandler	Maricopa	97	\$336	\$32,633	\$36,369	-10.3%	\$32,633	\$36,369	100.0%	86	83
Montessori Education Centre Charter School	Maricopa	135	\$238	\$32,168	\$33,030	-2.6%	\$31,580	\$30,406	98.2%	87	89
Success School	Maricopa	115	\$278	\$31,915	\$23,664	34.9%	\$31,915	\$23,664	100.0%	88	114
Flagstaff Arts and Leadership Academy	Coconino	132	\$238	\$31,420	\$49,705	-36.8%	\$31,420	\$49,705	100.0%	89	64
Scottsdale Country Day School	Maricopa	96	\$314	\$30,100	\$31,230	-3.6%	\$47,122	\$40,491	156.6%	90	99
Legacy Traditional School - Surprise	Maricopa	89	\$328	\$29,215	\$36,989	-21.0%	\$29,215	\$36,989	100.0%	91	80
Arizona Montessori Charter School at Anthem	Maricopa	112	\$257	\$28,816	\$39,182	-26.5%	\$22,247	\$35,663	77.2%	92	76
Vista College Preparatory, Inc.	Maricopa	90	\$307	\$27,650	\$33,700	-18.0%	\$27,650	\$33,700	100.0%	93	88
Candeo Schools	Maricopa	103	\$259	\$26,710	\$28,991	-7.9%	\$29,560	\$40,012	110.7%	94	105
Valley of the Sun Waldorf Education Association-Desert Marigold School	Maricopa	96	\$278	\$26,693	\$52,101	-48.8%	\$21,219	\$52,101	79.5%	95	61
Bright Beginnings School	Maricopa	76	\$350	\$26,572	\$31,155	-14.7%	\$11,165	\$15,913	42.0%	96	100
Franklin Phonetic Primary School, Inc.		124	\$214	\$26,552	\$34,700	-23.5%	\$55,781	\$35,305	210.1%	97	87
Legacy Traditional School - Glendale	Maricopa	79	\$334	\$26,384	\$27,234	-3.1%	\$26,384	\$27,234	100.0%	98	109
Sedona Charter School	Yavapai	88	\$298	\$26,251	\$43,305	-39.4%	\$29,070	\$44,000	110.7%	99	73
Montessori Schoolhouse of Tucson, Inc.	Pima	101	\$254	\$25,650	\$22,400	14.5%	\$20,976	\$22,859	81.8%	100	116
Edison Project	Maricopa	211	\$120	\$25,224	\$15,715	\$1	\$33,300	\$8,619	\$1	101	131
Arizona Autism Charter School, Inc.	Maricopa	85	\$297	\$25,210	\$31,308	-19.5%	\$26,905	\$20,750	106.7%	102	98
Legacy Traditional School - Gilbert	Maricopa	91	\$267	\$24,255	\$28,212	-14.0%	\$24,255	\$28,212	100.0%	103	107
Pine Forest Education Association	Coconino	77	\$303	\$23,299	\$26,006	-10.4%	\$6,653	\$26,006	28.6%	104	112
Basis School - Mesa	Maricopa	85	\$269	\$22,861	\$28,915	-20.9%	\$196,983	\$322,338	861.7%	105	106
Basis School - Chandler Primary South Campus	Maricopa	74	\$307	\$22,742	\$29,573	-23.1%	\$212,488	\$522,288	934.3%	106	103
Basis School - Oro Valley Primary	Pima	69	\$324	\$22,380	\$8,305	169.5%	\$285,719	\$156,308	1276.7%	107	170
Montessori Day Public Schools Chartered	Maricopa	96	\$222	\$21,349	\$30,150	-29.2%	\$23,146	\$35,389	108.4%	108	102
Basis School - Chandler Primary North Campus	Maricopa	79	\$268	\$21,193	\$32,746	-35.3%	\$238,287	\$472,385	1124.4%	109	90
Ball Charter Schools - Val Vista	Maricopa	72	\$294	\$21,165	\$18,140	16.7%	\$21,165	\$18,140	100.0%	110	121
Presidio School - Tucson	Pima	84	\$249	\$20,900	\$15,060	38.8%	\$16,015	\$15,060	76.6%	111	134
Haven Montessori Children's House	Coconino	43	\$471	\$20,252	\$12,133	66.9%	\$19,452	\$15,696	96.0%	112	147
Create Academy	Maricopa	57	\$349	\$19,870	\$29,171	-31.9%	\$19,870	\$12,382	100.0%	113	104
Satori, Inc.	Pima	63	\$314	\$19,765	\$15,172	30.3%	\$41,325	\$32,147	209.1%	114	133
Masada Charter School	Mohave	83	\$237	\$19,704	\$3,331	491.6%	\$12,310	\$11,113	62.5%	115	218
Mesa Arts Academy	Maricopa	61	\$319	\$19,456	\$13,572	43.4%	\$26,156	\$21,262	134.4%	116	141
Cambridge Academy East, Inc	Maricopa	79	\$242	\$19,098	\$28,118	-32.1%	\$19,098	\$28,118	100.0%	117	108
Basis School - Scottsdale Primary - West Campus	Maricopa	73	\$258	\$18,845	\$17,250	\$0	\$190,611	\$222,837	\$10	118	125
Mary Ellen Halvorson Education Foundation - Tri-City College Prep High School	Yavapai	64	\$283	\$18,115	\$13,973	29.6%	\$24,638	\$18,583	136.0%	119	139
Arizona Community Development Corporation	Pima	60	\$298	\$17,850	\$14,045	27.1%	\$17,850	\$14,045	100.0%	120	138

APPENDIX II
2019 PUBLIC SCHOOL REPORT
BY CHARTER HOLDER

Charter Holder	County	Sum of Donors	Average Per Donor	2019	2018	%	2019	2018	% of \$ Spent	2019 Rank	2018 Rank
				Dollars Received	Dollars Received		Dollars Spent	Dollars Spent			
Basis School - Ahwatukee	Maricopa	69	\$255	\$17,569	\$31,497	-44.2%	\$146,000	\$178,349	831.0%	121	96
New School for the Arts	Maricopa	44	\$384	\$16,897	\$8,450	100.0%	\$16,897	\$8,450	100.0%	122	169
Basis School - Goodyear	Maricopa	58	\$276	\$15,983	\$18,380	-13.0%	\$38,615	\$19,179	241.6%	123	120
Metropolitan Arts Institute	Maricopa	52	\$304	\$15,815	\$9,535	65.9%	\$22,075	\$7,426	139.6%	124	156
Edge School, The	Pima	56	\$282	\$15,807	\$9,352	69.0%	\$16,142	\$15,529	102.1%	125	160
Legacy Traditional Charter School - Peoria	Maricopa	47	\$335	\$15,744	\$17,222	-8.6%	\$15,744	\$17,222	100.0%	126	126
Flagstaff Montessori, LLC	Coconino	43	\$362	\$15,579	\$12,404	25.6%	\$13,995	\$15,827	89.8%	127	144
Challenger Basic School, Inc.	Maricopa	66	\$235	\$15,519	\$19,234	-19.3%	\$16,873	\$21,107	108.7%	128	119
Legacy Traditional School - Avondale	Maricopa	50	\$291	\$14,536	\$19,812	-26.6%	\$14,536	\$19,812	100.0%	129	118
Reid Traditional Schools' Painted Rock Academy	Maricopa	48	\$288	\$13,840	\$15,946	-13.2%	\$13,840	\$15,946	100.0%	130	130
Ball Charter Schools - Dobson	Maricopa	53	\$260	\$13,804	\$14,444	-4.4%	\$13,804	\$14,444	100.0%	131	136
Foothills Academy	Maricopa	42	\$328	\$13,761	\$27,100	-49.2%	\$13,761	\$27,100	100.0%	132	110
Mohave Accelerated Learning Center	Mohave	55	\$247	\$13,575	\$30,768	-55.9%	\$13,575	\$16,897	100.0%	133	101
Mountain Oak Charter School, Inc.	Yavapai	51	\$264	\$13,450	\$15,453	-13.0%	\$20,126	\$17,519	149.6%	134	132
Self Development Charter School	Maricopa	46	\$280	\$12,866		100.0%	\$12,866		100.0%	135	341
Nosotros Academy	Pima	43	\$293	\$12,585	\$11,300	11.4%	\$12,585	\$11,300	100.0%	136	150
Telesis Center for Learning	Mohave	47	\$266	\$12,509	\$9,364	33.6%	\$12,509	\$9,364	100.0%	137	159
Edkey - Arizona Conservatory for Arts & Academics	Maricopa	39	\$319	\$12,425	\$12,025	3.3%	\$13,542	\$11,379	109.0%	138	148
Empower College Prep	Maricopa	44	\$282	\$12,386	\$16,762	-26.1%	\$12,386	\$16,762	100.0%	139	127
Leading Edge Academy Maricopa	Pinal	36	\$340	\$12,230	\$6,582	85.8%	\$8,744	\$7,382	71.5%	140	186
Accelerated Elementary and Secondary Schools	Pima	43	\$284	\$12,229	\$38,461	-68.2%	\$12,229	\$53,522	100.0%	141	78
Legacy Traditional Charter School - Queen Creek	Maricopa	40	\$298	\$11,933	\$20,827	-42.7%	\$11,933	\$20,827	100.0%	142	117
Santa Cruz Valley Opportunities in Education	Santa Cruz	41	\$288	\$11,800	\$13,745	-14.2%	\$10,752	\$13,745	91.1%	143	140
Country Gardens Charter Schools	Maricopa	41	\$284	\$11,652	\$11,000	5.9%	\$11,652	\$11,000	100.0%	144	151
Basis School - Phoenix South	Maricopa	51	\$227	\$11,568	\$8,581	34.8%	\$151,120	\$60,230	1306.4%	145	167
Legacy Traditional School - East Mesa	Maricopa	30	\$382	\$11,458	\$871	1215.5%	\$11,458	\$871	100.0%	146	299
The Grande Innovation Academy	Pinal	41	\$274	\$11,217	\$12,273	-8.6%	\$11,217	\$12,273	100.0%	147	145
East Mesa Charter Elementary School	Maricopa	44	\$254	\$11,164	\$5,671	96.9%	\$5,764	\$2,262	51.6%	148	191
Edkey - Sequoia Pathway Academy	Maricopa	69	\$161	\$11,100	\$17,565	-36.8%	\$16,811	\$9,606	151.5%	149	124
Highland Free School	Pima	26	\$422	\$10,970	\$7,600	44.3%	\$10,493	\$7,600	95.7%	150	176
Edkey - Sequoia Ranch School	Maricopa	34	\$322	\$10,950	\$16,300	-32.8%	\$4,572	\$1,768	41.8%	151	128
Desert Star Community School	Yavapai	41	\$257	\$10,542		100.0%	\$10,542		100.0%	152	341
Happy Valley School, Inc	Maricopa	30	\$343	\$10,284	\$11,354	-9.4%	\$10,284	\$11,354	100.0%	153	149
Skyview School, Inc.	Yavapai	31	\$331	\$10,250	\$61,950	-83.5%	\$36,809	\$78,055	359.1%	154	53
New World Educational Center	Maricopa	19	\$532	\$10,099	\$8,851	14.1%	\$10,099	\$8,851	100.0%	155	164
La Tierra Community School	Yavapai	34	\$286	\$9,718		100.0%	\$6,103		62.8%	156	341
Genesis Program, Inc.	Maricopa	36	\$260	\$9,350		100.0%	\$9,350		100.0%	157	341
Desert Sky Community School	Pima	34	\$274	\$9,314	\$7,871	18.3%	\$9,634	\$3,892	103.4%	158	174
Mingus Springs Charter School	Yavapai	26	\$355	\$9,231	\$7,330	25.9%	\$6,961	\$7,330	75.4%	159	181
Kaizen Education Foundation - Mission Heights Preparatory High School	Pinal	32	\$283	\$9,050	\$8,924	1.4%	\$3,469	\$4,000	38.3%	160	163

APPENDIX II
2019 PUBLIC SCHOOL REPORT
BY CHARTER HOLDER

Charter Holder	County	Sum of Donors	Average Per Donor	2019	2018	%	2019	2018	% of \$ Spent	2019 Rank	2018 Rank
				Dollars Received	Dollars Received		Dollars Spent	Dollars Spent			
Leading Edge Academy Queen Creek	Maricopa	62	\$145	\$9,017	\$10,920	-17.4%	\$9,167	\$4,753	101.7%	161	152
Legacy Traditional Charter School - N Chandler	Maricopa	23	\$389	\$8,949	\$14,257	-37.2%	\$8,949	\$14,257	100.0%	162	137
PORTABLE PRACTICAL EDUCATIONAL PREPARATION and INC. (PPEP and INC.)		34	\$262	\$8,920	\$5,625	58.6%	\$3,422	\$3,445	38.4%	163	192
Collaborative Pathways, Inc.	Pima	30	\$295	\$8,858	\$3,395	160.9%	\$8,858	\$3,395	100.0%	164	216
Imagine Preparatory Surprise	Maricopa	29	\$303	\$8,800	\$8,715	1.0%	\$8,800	\$8,715	100.0%	165	165
Ball Charter Schools - Hearn	Maricopa	34	\$258	\$8,770	\$12,259	-28.5%	\$8,770	\$12,259	100.0%	166	146
University Public Schools - ASU Preparatory Academy Digital	Maricopa	43	\$197	\$8,471	\$3,840	120.6%	\$6,835	\$4,171	80.7%	167	209
Legacy Traditional Charter School - Maricopa	Pinal	23	\$359	\$8,251	\$16,293	-49.4%	\$8,251	\$16,293	100.0%	168	129
Basis School - Phoenix	Maricopa	31	\$263	\$8,163	\$35,071	-76.7%	\$217,651	\$238,249	2666.3%	169	85
Basis School - Phoenix Central	Maricopa	31	\$263	\$8,163	\$26,445	-69.1%	\$217,651	\$475,515	2666.3%	169	111
Open Doors Community School	Pima	20	\$390	\$7,800	\$1,900	310.5%	\$7,800	\$1,428	100.0%	171	261
Great Expectations Academy	Pima	22	\$352	\$7,752	\$8,044	-3.6%	\$7,752	\$8,044	100.0%	172	172
Blue Adobe Project	Pima	27	\$285	\$7,700	\$6,450	19.4%	\$7,700	\$6,450	100.0%	173	187
The Charter Foundation, Inc.		30	\$257	\$7,696	\$8,483	-9.3%	\$6,143	\$7,500	79.8%	174	168
Kaizen Education Foundation - Liberty Arts Academy	Maricopa	35	\$217	\$7,611	\$2,870	165.2%	\$2,989	\$6,271	39.3%	175	233
Stepping Stones Academy	Maricopa	22	\$344	\$7,576	\$9,094	-16.7%	\$7,576	\$9,094	100.0%	176	161
Bell Canyon Charter School, Inc.	Maricopa	23	\$328	\$7,550	\$7,390	2.2%	\$7,949	\$4,476	105.3%	177	180
Arizona Language Preparatory	Maricopa	19	\$395	\$7,500	\$4,630	62.0%	\$0	\$0	0.0%	178	200
Heritage Elementary School	Maricopa	21	\$354	\$7,440	\$5,300	40.4%	\$7,440	\$5,300	100.0%	179	195
American Heritage Academy	Yavapai	24	\$304	\$7,289	\$13,343	-45.4%	\$6,277	\$9,012	86.1%	180	142
Daisy Education - Sonoran Science Academy, Phoenix	Maricopa	11	\$658	\$7,236	\$2,171	233.3%	\$7,236	\$2,171	100.0%	181	250
Center for Academic Success	Cochise	34	\$203	\$6,900	\$6,324	9.1%	\$4,276	\$8,659	62.0%	182	188
Acorn Montessori Charter School	Yavapai	22	\$307	\$6,747	\$5,400	24.9%	\$6,747	\$5,400	100.0%	183	194
Espiritu Community Development Corporation	Maricopa	8	\$793	\$6,341	\$9,427	-32.7%	\$6,341	\$9,427	100.0%	184	158
Legacy Traditional Charter School - Casa Grande	Pinal	19	\$332	\$6,300	\$10,055	-37.3%	\$6,300	\$10,055	100.0%	185	154
Compass Points International	Yavapai	23	\$272	\$6,245	\$7,300	-14.5%	\$6,245	\$7,300	100.0%	186	182
CPLC Community Schools-Toltecali High School	Pima	8	\$771	\$6,168	\$3,109	98.4%	\$6,189	\$3,109	100.3%	187	225
Pointe Educational Services	Maricopa	28	\$214	\$5,988	\$4,050	47.9%	\$5,988	\$4,050	100.0%	188	206
University Public Schools - ASU Preparatory Academy	Maricopa	16	\$348	\$5,562	\$3,048	82.5%	\$3,580	\$116	64.4%	189	228
Legacy Traditional Charter School - Laveen	Maricopa	22	\$252	\$5,535	\$8,282	-33.2%	\$5,535	\$8,282	100.0%	190	171
Research Based Education - Paulden Community School	Maricopa	18	\$307	\$5,530	\$4,883	13.3%	\$2,182	\$1,734	39.5%	191	198
A Center for Creative Education	Yavapai	25	\$216	\$5,400	\$4,150	30.1%	\$2,646	\$2,309	49.0%	192	205
Tucson International Academy, Inc.	Pima	18	\$296	\$5,332	\$14,475	-63.2%	\$5,332	\$24,092	100.0%	193	135
Western School of Science and Technology - A Challenge Foundation AC	Maricopa	21	\$254	\$5,325	\$3,215	65.6%	\$5,325	\$3,215	100.0%	194	221
Imagine Middle at Surprise	Maricopa	21	\$250	\$5,260	\$7,705	-31.7%	\$5,260	\$7,705	100.0%	195	175
EAGLE College Prep Maryvale, LLC	Maricopa	256	\$21	\$5,260	\$8,958	-41.3%	\$5,260	\$8,958	100.0%	195	162
Concordia Charter School, Inc.	Maricopa	17	\$302	\$5,128	\$5,415	-5.3%	\$5,128	\$5,415	100.0%	197	193
Victory Collegiate Academy Corporation	Maricopa	22	\$224	\$4,930	\$1,800	173.9%	\$4,930	\$1,800	100.0%	198	263
Daisy Education - Sonoran Science Academy, Peoria	Maricopa	11	\$444	\$4,880	\$2,621	86.2%	\$4,880	\$2,621	100.0%	199	240
Academy of Building Industries	Mohave	15	\$325	\$4,875	\$1,893	157.5%	\$4,875	\$1,893	100.0%	200	262

APPENDIX II
2019 PUBLIC SCHOOL REPORT
BY CHARTER HOLDER

Charter Holder	County	Sum of Donors	Average Per Donor	2019	2018	%	2019	2018	% of \$ Spent	2019 Rank	2018 Rank
				Dollars Received	Dollars Received		Dollars Spent	Dollars Spent			
Madison Highland Prep	Maricopa	15	\$318	\$4,775	\$8,600	-44.5%	\$4,775	\$8,600	100.0%	201	166
Kaizen Education Foundation - Gilbert Arts Public Charter Academy	Maricopa	21	\$226	\$4,741	\$4,190	13.2%	\$5,412	\$400	114.2%	202	204
Mexicayotl Academy, Inc.		38	\$118	\$4,494	\$9,528	-52.8%	\$5,115	\$4,621	113.8%	203	157
Crown Charter School, Inc.	Maricopa	19	\$229	\$4,350	\$3,300	31.8%	\$4,350	\$3,300	100.0%	204	219
Cochise Community Development Corporation	Cochise	6	\$675	\$4,051	\$3,717	9.0%	\$700	\$900	17.3%	205	210
Step Up Schools	Maricopa	15	\$268	\$4,013	\$3,880	3.4%	\$4,013	\$4,883	100.0%	206	208
Kaizen Education Foundation - Havasu Preparatory Academy	Mohave	12	\$332	\$3,989	\$4,600	-13.3%	\$1,359	\$5,300	34.1%	207	201
Destiny School, Inc.	Gila	13	\$305	\$3,965	\$2,730	45.2%	\$3,965	\$2,730	100.0%	208	236
Legacy Traditional School - Phoenix	Maricopa	12	\$328	\$3,935	\$1,600	145.9%	\$3,935	\$1,600	100.0%	209	267
Edkey - Sequoia Village School	Navajo	8	\$475	\$3,797	\$3,043	24.8%	\$2,945	\$868	77.6%	210	229
American Leadership Academy North	Maricopa	10	\$377	\$3,772	\$4,698	-19.7%	\$3,772	\$4,698	100.0%	211	199
Painted Pony Ranch Charter School	Yavapai	13	\$288	\$3,740	\$7,180	-47.9%	\$16,658	\$1,219	445.4%	212	183
Painted Desert Demonstration Projects, Inc.	Coconino	13	\$286	\$3,723		100.0%	\$2,289		61.5%	213	341
Twenty First Century Charter School - Bennett Academy	Maricopa	17	\$212	\$3,600	\$3,152	14.2%	\$3,600	\$3,152	100.0%	214	224
Basis School - Goodyear Primary	Maricopa	25	\$144	\$3,596	\$7,442	-51.7%	\$208,533	\$348,341	5799.0%	215	178
New Learning Ventures INC	Maricopa	18	\$199	\$3,585		\$1	\$2,407		\$1	216	341
Imagine Avondale Elementary	Maricopa	12	\$296	\$3,547	\$5,217	-32.0%	\$3,547	\$5,217	100.0%	217	196
Gem Charter School	Maricopa	22	\$157	\$3,450	\$2,500	38.0%	\$2,560	\$4,385	74.2%	218	243
Edkey - Sequoia Choice Schools		10	\$345	\$3,445	\$4,000	-13.9%	\$604	\$4,101	17.5%	219	207
The French American Academy of Arizona	Maricopa	10	\$340	\$3,400	\$1,600	\$1	\$3,400	\$250	\$1	220	267
StrengthBuilding Partners	Pima	10	\$338	\$3,376	\$2,700	25.0%	\$3,250	\$2,247	96.3%	221	238
PLC Charter Schools	Maricopa	9	\$372	\$3,350	\$1,550	116.1%	\$8,768	\$1,550	261.7%	222	272
Maricopa Community College District - Gateway Early College HS	Maricopa	10	\$300	\$3,000	\$3,400	-11.8%	\$928	\$1,647	30.9%	223	214
Highland Prep	Maricopa	10	\$300	\$3,000	\$2,000	50.0%	\$3,000	\$2,000	100.0%	223	256
American Charter Schools Foundation d.b.a Alta Vista High School	Pima	8	\$365	\$2,923	\$2,402	21.7%	\$4,094	\$0	140.1%	225	244
Tucson Youth Development - ACE Charter High School	Pima	9	\$300	\$2,700	\$2,000	35.0%	\$2,486	\$2,000	92.1%	226	256
Midtown Primary School	Maricopa	10	\$263	\$2,630	\$4,475	-41.2%	\$8,395	\$10,232	319.2%	227	202
American Leadership Academy South	Maricopa	7	\$371	\$2,600	\$18,034	-85.6%	\$2,600	\$18,034	100.0%	228	122
Peak School, The	Coconino	10	\$258	\$2,582	\$3,500	-26.2%	\$2,241	\$2,509	86.8%	229	212
Casa Academy	Maricopa	10	\$250	\$2,500	\$7,900	-68.4%	\$1,892	\$4,334	75.7%	230	173
Edkey - Sequoia School for the Deaf and Hard of Hearing		6	\$417	\$2,500	\$1,400	\$1	\$49	\$2,188	\$0	230	277
Patagonia Montessori Elementary School	Santa Cruz	8	\$313	\$2,500	\$2,750	-9.1%	\$2,500	\$2,750	100.0%	230	235
Liberty Traditional Charter School		10	\$247	\$2,470	\$3,100	-20.3%	\$2,470	\$3,100	100.0%	233	226
Calibre Academy	Maricopa	7	\$340	\$2,380	\$2,810	-15.3%	\$4,408	\$5,455	185.2%	234	234
Legacy Education Group	Maricopa	7	\$325	\$2,275	\$3,200	-28.9%	\$303	\$37	13.3%	235	222
Science Technology Engineering and Math Arizona	Pima	6	\$367	\$2,200	\$2,200	\$0	\$2,200	\$0	\$1	236	249
Triumphant Learning Center	Graham	6	\$364	\$2,184	\$1,412	54.7%	\$2,184	\$0	100.0%	237	276
Kaizen Educaton Foundation - Discover U Elementary	Maricopa	7	\$300	\$2,100	\$2,560	-18.0%	\$898	\$639	42.8%	238	242
EAGLE College Prep Harmony	Maricopa	150	\$14	\$2,100	\$1,366	53.7%	\$2,100	\$966	100.0%	238	282
EAGLE South Mountain Charter	Maricopa	6	\$350	\$2,100		100.0%	\$2,100		100.0%	238	341

APPENDIX II
2019 PUBLIC SCHOOL REPORT
BY CHARTER HOLDER

Charter Holder	County	Sum of Donors	Average Per Donor	2019	2018	%	2019	2018	% of \$ Spent	2019 Rank	2018 Rank
				Dollars Received	Dollars Received		Dollars Spent	Dollars Spent			
EAGLE College Prep Mesa, LLC	Maricopa	79	\$26	\$2,088	\$0	100.0%	\$2,088	\$1,769	100.0%	241	341
Ha:San Education Services	Pima	9	\$228	\$2,050	\$3,500	-41.4%	\$2,050	\$3,500	100.0%	242	212
Skyline Gila River Schools	Maricopa	8	\$253	\$2,025	\$540	275.0%	\$2,025	\$540	100.0%	243	320
Prescott Valley Charter School	Yavapai	5	\$400	\$2,000	\$2,050	-2.4%	\$2,000	\$2,050	100.0%	244	255
Fountain Hills Charter School	Maricopa	6	\$319	\$1,912	\$6,731	-71.6%	\$1,912	\$6,731	100.0%	245	185
Edkey - Sequoia Charter School	Maricopa	7	\$271	\$1,900	\$2,159	-12.0%	\$538	\$2,152	28.3%	246	252
Harvest Power Community Development Group, Inc		6	\$313	\$1,875	\$3,370	-44.4%	\$1,875	\$3,370	100.0%	247	217
Morrison Education Group, Inc.	Maricopa	6	\$306	\$1,838	\$4,403	-58.3%	\$1,838	\$4,403	100.0%	248	203
Phoenix School of Academic Excellence	Maricopa	9	\$204	\$1,835	\$2,380	-22.9%	\$8,432	\$13,203	459.5%	249	246
All Aboard Charter School	Maricopa	5	\$360	\$1,800	\$1,600	12.5%	\$0	\$0	0.0%	250	267
Incito Schools	Maricopa	5	\$360	\$1,800	\$1,250	44.0%	\$385	\$150	21.4%	250	285
Cornerstone Charter School	Maricopa	6	\$293	\$1,760	\$3,000	-41.3%	\$300	\$1,874	17.0%	252	230
Happy Valley School East	Pinal	5	\$349	\$1,746	\$1,200	45.5%	\$1,746	\$1,200	100.0%	253	287
Discovery Plus Academy	Graham	4	\$413	\$1,650	\$600	175.0%	\$1,490	\$822	90.3%	254	310
Montessori House	Maricopa	8	\$206	\$1,650	\$2,270	-27.3%	\$4,845	\$6,030	293.6%	254	248
Blueprint Education	Maricopa	8	\$203	\$1,620	\$3,400	-52.4%	\$1,620	\$2,000	100.0%	256	214
Kaizen Education Foundation - Maya High School	Maricopa	4	\$400	\$1,600	\$400	300.0%	\$0	\$0	0.0%	257	321
Academy with Community Partners Inc	Maricopa	5	\$320	\$1,600	\$2,716	-41.1%	\$1,600	\$2,716	100.0%	257	237
Edkey - Redwood Academy	Maricopa	6	\$264	\$1,585	\$1,422	11.5%	\$275	\$1,363	17.4%	259	275
Young Scholar's Academy Charter School	Mohave	7	\$221	\$1,550	\$7,442	-79.2%	\$1,685	\$7,145	108.7%	260	178
Self Development Academy-Phoenix	Maricopa	9	\$171	\$1,543		100.0%	\$1,543		100.0%	261	341
Career Success Schools	Maricopa	9	\$171	\$1,540	\$1,071	43.8%	\$1,393	\$1,226	90.5%	262	295
Southgate Academy	Pima	4	\$383	\$1,533	\$1,700	-9.8%	\$1,533	\$1,700	100.0%	263	266
Ethos Academy-A Challenge Foundation Academy	Maricopa	5	\$300	\$1,500	\$1,000	50.0%	\$1,500	\$1,000	100.0%	264	296
AZ Compass Schools	Maricopa	7	\$211	\$1,480	\$1,918	-22.8%	\$1,480	\$1,918	100.0%	265	260
Mohave Accelerated Elementary School	Mohave	4	\$369	\$1,475	\$7,107	-79.2%	\$1,475	\$3,557	100.0%	266	184
Accelerated Learning Center, Inc.	Maricopa	5	\$290	\$1,450	\$1,600	-9.4%	\$8,050	\$9,215	555.2%	267	267
American Charter Schools Foundation d.b.a South Ridge High School	Maricopa	4	\$350	\$1,400	\$3,532	-60.4%	\$1,943	\$0	138.8%	268	211
Milestones Charter School	Maricopa	4	\$350	\$1,400	\$2,000	-30.0%	\$1,400	\$2,000	100.0%	268	256
Estrella Educational Foundation	Maricopa	4	\$326	\$1,305	\$3,000	-56.5%	\$1,305	\$3,000	100.0%	270	230
Imagine Avondale Middle	Maricopa	6	\$215	\$1,292	\$2,168	-40.4%	\$1,292	\$2,168	100.0%	271	251
Camelback Education	Maricopa	3	\$400	\$1,200	\$1,400	-14.3%	\$1,200	\$1,400	100.0%	272	277
Salt River Pima-Maricopa Community Schools	Maricopa	4	\$300	\$1,200	\$1,200	0.0%	\$1,200	\$0	100.0%	272	287
GAR - Student Choice High School	Maricopa	3	\$400	\$1,200		100.0%	\$1,200		100.0%	272	341
Hirsch Academy A Challenge Foundation Academy	Maricopa	4	\$300	\$1,200	\$300	300.0%	\$1,200	\$0	100.0%	272	330
Pima Prevention Partnership - Pima Partnership School	Pima	4	\$295	\$1,180		100.0%	\$1,180		100.0%	276	341
Ed Ahead, Inc.	Pima	3	\$367	\$1,100	\$400	175.0%	\$1,100	\$400	100.0%	277	321
Kaizen Education Foundation - Skyview High School	Pima	3	\$367	\$1,100	\$200	450.0%	\$410	\$0	37.3%	277	332
Legacy Traditional School - Goodyear	Maricopa	5	\$212	\$1,060		\$1	\$1,060		\$1	279	341
American Charter Schools Foundation d.b.a Desert Hills High School	Maricopa	4	\$263	\$1,050	\$800	31.3%	\$0	\$0	0.0%	280	301

APPENDIX II
2019 PUBLIC SCHOOL REPORT
BY CHARTER HOLDER

Charter Holder	County	Sum of Donors	Average Per Donor	2019	2018	%	2019	2018	% of \$ Spent	2019 Rank	2018 Rank
				Dollars Received	Dollars Received		Dollars Spent	Dollars Spent			
Pensar Academy	Maricopa	3	\$333	\$1,000	\$3,180	-68.6%	\$1,000	\$3,180	100.0%	281	223
American Charter Schools Foundation d.b.a Crestview College Preparatory	Maricopa	4	\$250	\$1,000	\$1,400	-28.6%	\$0	\$0	0.0%	281	277
American Charter Schools Foundation d.b.a Apache Trail High School	Maricopa	3	\$333	\$1,000	\$1,200	-16.7%	\$154	\$0	15.4%	281	287
Juniper Tree Academy	Yuma	5	\$190	\$950	\$1,400	-32.1%	\$2,582	\$890	271.8%	284	277
South Valley Academy, Inc.	Maricopa	5	\$188	\$940	\$780	20.5%	\$940	\$780	100.0%	285	306
Imagine Coolidge Elementary	Pinal	4	\$231	\$925	\$0	100.0%	\$925	\$0	100.0%	286	341
Maricopa Community College District - Phoenix College Preparatory Academy	Maricopa	3	\$301	\$902	\$625	44.3%	\$13,258	\$0	1469.8%	287	308
Kaizen Education Foundation - El Dorado High School	Maricopa	4	\$225	\$899	\$600	49.8%	\$1,234	\$600	137.3%	288	310
American Charter Schools Foundation (Sun Valley High School)	Maricopa	4	\$203	\$810	\$1,100	-26.4%	\$42	\$1,008	5.2%	289	293
EduPreneurship	Maricopa	3	\$267	\$800	\$400	100.0%	\$1,650	\$2,459	206.2%	290	321
American Basic Schools	Maricopa	2	\$400	\$800	\$0	100.0%	\$800	\$0	100.0%	290	341
Kaizen Education Foundation	Maricopa	2	\$398	\$796	\$0	100.0%	\$0	\$0	0.0%	292	341
Akimel O'Otham Pee Posh Charter School	Pinal	4	\$190	\$760	\$3,075	-75.3%	\$760	\$3,075	100.0%	293	227
South Phoenix Academy, Inc.	Maricopa	4	\$181	\$724	\$597	21.3%	\$724	\$597	100.0%	294	318
PACE Preparatory Academy	Yavapai	2	\$350	\$700	\$1,400	-50.0%	\$2,334	\$1,178	333.4%	295	277
Kaizen Education Foundation - Vista Grove Preparatory Academy Elementary	Maricopa	2	\$300	\$600	\$2,000	-70.0%	\$2,000	\$0	333.3%	296	256
Career Development, Inc.	Navajo	2	\$300	\$600	\$400	50.0%	\$600	\$400	100.0%	296	321
Acclaim Charter School	Maricopa	2	\$300	\$600	\$1,590	-62.3%	\$600	\$1,590	100.0%	296	271
Pan-American Elementary Charter	Maricopa	2	\$300	\$600	\$400	50.0%	\$600	\$400	100.0%	296	321
Imagine Desert West Middle	Maricopa	2	\$300	\$600	\$2,400	-75.0%	\$1,398	\$2,400	233.0%	296	245
Phoenix Advantage Charter School	Maricopa	3	\$180	\$540	\$1,200	-55.0%	\$540	\$1,200	100.0%	301	287
Kaizen Education Foundation - South Pointe Junior High School	Maricopa	1	\$500	\$500	\$0	100.0%	\$385	\$0	77.0%	302	341
Skyline Schools, Inc.	Maricopa	3	\$166	\$498	\$282	76.6%	\$498	\$282	100.0%	303	331
American Charter Schools Foundation d.b.a Estrella High School	Maricopa	2	\$220	\$440	\$0	100.0%	\$0	\$0	0.0%	304	341
West Valley Arts and Technology Academy	Maricopa	1	\$400	\$400	\$800	-50.0%	\$400	\$800	100.0%	305	301
American Charter Schools Foundation d.b.a South Pointe High School	Maricopa	1	\$400	\$400	\$610	-34.4%	\$969	\$0	242.3%	305	309
Paramount Education Studies	Maricopa	1	\$400	\$400	\$10,026	-96.0%	\$400	\$10,026	100.0%	305	155
Eastpointe High School	Pima	1	\$400	\$400	\$851	-53.0%	\$400	\$851	100.0%	305	300
Omega Alpha Academy	Cochise	1	\$400	\$400	\$400	0.0%	\$0	\$130	0.0%	305	321
Carpe Diem Collegiate High School	Yuma	1	\$400	\$400	\$600	-33.3%	\$0	\$0	0.0%	305	310
AZ-Tec High School	Yuma	1	\$400	\$400	\$1,200	-66.7%	\$400	\$710	100.0%	305	287
Phoenix Education Management	Maricopa	1	\$400	\$400	\$1,243	-67.8%	\$400	\$1,855	100.0%	305	286
Kaizen Education Foundation - Summit High School	Maricopa	2	\$200	\$400	\$200	100.0%	\$0	\$0	0.0%	305	332
Academy Del Sol, Inc	Pima	1	\$400	\$400	\$800	-50.0%	\$400	\$800	100.0%	305	301
Kaizen Education Foundation - Vista Grove Preparatory Academy Middle School	Maricopa	1	\$400	\$400	\$0	100.0%	\$0	\$0	0.0%	305	341
Imagine Charter Elementary at Desert West	Maricopa	1	\$400	\$400	\$800	-50.0%	\$400	\$800	100.0%	305	301
Rising Schools	Pima	1	\$400	\$400	\$1,475	-72.9%	\$400	\$1,475	100.0%	305	274
Pima County	Pima	1	\$400	\$400	\$150	166.7%	\$400	\$150	100.0%	305	337
Pima Prevention Partnership	Maricopa	4	\$100	\$400		100.0%	\$400		100.0%	305	341
Challenge Foundation Academies of Arizona, Inc.	Maricopa	2	\$200	\$400	\$1,312	-69.5%	\$400	\$1,312	100.0%	305	284

APPENDIX II
2019 PUBLIC SCHOOL REPORT
BY CHARTER HOLDER

Charter Holder	County	Sum of Donors	Average Per Donor	2019	2018	%	2019	2018	% of \$ Spent	2019 Rank	2018 Rank
				Dollars Received	Dollars Received		Dollars Spent	Dollars Spent			
Imagine Charter Elementary at Camelback	Maricopa	6	\$60	\$360	\$0	100.0%	\$0	\$0	0.0%	321	341
Farm at Mission Montessori Academy, The	Maricopa	1	\$300	\$300	\$200	50.0%	\$300	\$200	100.0%	322	332
Little Lamb Community School	Maricopa	145	\$2	\$300	\$62,093	-99.5%	\$48,450	\$62,093	16150.0%	322	52
American Charter Schools Foundation (West Phoenix High School)	Maricopa	1	\$250	\$250	\$0	100.0%	\$1,342	\$0	536.9%	324	341
CPLC Community Schools-Hiaki High School	Pima	2	\$125	\$250	\$700	-64.3%	\$0	\$700	0.0%	324	307
New Horizon School for the Performing Arts	Maricopa	1	\$230	\$230	\$550	-58.2%	\$230	\$550	100.0%	326	319
Premier Charter High School	Maricopa	1	\$200	\$200	\$400	-50.0%	\$200	\$400	100.0%	327	321
Excalibur Charter School	Maricopa	1	\$200	\$200	\$600	-66.7%	\$200	\$600	100.0%	327	310
Cortez Park Charter Middle School	Maricopa	1	\$200	\$200	\$1,000	-80.0%	\$200	\$0	100.0%	327	296
American Charter Schools Foundation d.b.a Peoria Accelerated High School	Maricopa	1	\$200	\$200	\$0	100.0%	\$323	\$0	161.5%	327	341
Pima Rose Academy	Pima	1	\$200	\$200	\$0	100.0%	\$200	\$0	100.0%	327	341
Pathfinder Charter School Foundation	Maricopa	1	\$200	\$200	\$1,114	-82.0%	\$200	\$0	100.0%	327	292
Vector School District - Vector Prep and Arts Academy	Maricopa	2	\$75	\$150	\$1,365	-89.0%	\$150	\$1,365	100.0%	333	283
Pillar Charter School	Maricopa	1	\$100	\$100	\$50	100.0%	\$0	\$0	0.0%	334	338
CAFA - Learning Foundation and Performing Arts Gilbert	Maricopa	0	\$0	\$0	\$12,800	-100.0%	\$0	\$12,800	0.0%	335	143
Portable Practical Education Preparation	Maricopa		\$0		\$0			\$0	\$0	335	341
Leading Edge Academy San Tan	Maricopa		\$0			0.0%			0.0%	335	341
Phoenix Collegiate Academy High LLC	Maricopa		\$0			0.0%			0.0%	335	341
Imagine Preparatory Coolidge	Pinal	0	\$0	\$0	\$1,800	-100.0%	\$0	\$0	0.0%	335	263
Portable Practical Education Preparation, Arizona Virtual Academy	Maricopa		\$0		\$2,300	-100.0%		\$2,156	0.0%	335	247
Avondale Learning dba Precision Academy	Maricopa	0	\$0	\$0	\$0	0.0%	\$0	\$0	0.0%	335	341
Vision Charter School	Pima		\$0			0.0%			0.0%	335	341
Imagine Preparatory Superstition	Maricopa		\$0		\$7,580	-100.0%		\$7,580	0.0%	335	177
East Valley Academy	Maricopa		\$0		\$1,800	-100.0%		\$1,800	0.0%	335	263
Desert Rose Academy	Pima	0	\$0	\$0	\$0	0.0%	\$0	\$0	0.0%	335	341
Arizona Call-A-Teen Youth Resources	Maricopa		\$0		\$5,108	-100.0%		\$2,389	0.0%	335	197
SySTEM Schools	Maricopa		\$0		\$2,100	-100.0%		\$2,100	0.0%	335	253
Pinnacle Education - WMCB	Maricopa	0	\$0	\$0		0.0%	\$0		0.0%	335	341
Imagine Superstition Middle	Maricopa		\$0		\$30	-100.0%		\$30	0.0%	335	339
Cholla Academy	Maricopa	0	\$0	\$0	\$1,100	-100.0%	\$0	\$1,100	0.0%	335	293
New School for the Arts Middle School	Maricopa	0	\$0	\$0	\$0	0.0%	\$0	\$0	0.0%	335	341
Camino Montessori	Pinal		\$0		\$3,300	-100.0%		\$2,073	0.0%	335	219
Institute for Transformative Education	Pima		\$0		\$1,490	-100.0%		\$1,490	0.0%	335	273
Montessori Academy, Inc.	Maricopa		\$0			0.0%			0.0%	335	341
Tucson Preparatory School	Pima		\$0			0.0%			0.0%	335	341
Mountain Rose Academy, Inc.	Pima	0	\$0	\$0	\$0	0.0%	\$0	\$0	0.0%	335	341
Carden of Tucson	Pima		\$0			0.0%			0.0%	335	341
Pathways In Education-Arizona, Inc.	Maricopa		\$0			0.0%			0.0%	335	341
Phoenix International Academy	Maricopa	0	\$0	\$0	\$0		\$0		\$0	335	341
Fit Kids - Champion Schools	Maricopa		\$0		\$2,600	-100.0%		\$2,600	0.0%	335	241

APPENDIX II
2019 PUBLIC SCHOOL REPORT
BY CHARTER HOLDER

Charter Holder	County	Sum of Donors	Average Per Donor	2019 Dollars Received	2018 Dollars Received	% Change	2019 Dollars Spent	2018 Dollars Spent	% of \$ Spent	2019 Rank	2018 Rank
International Commerce Secondary Schools	Maricopa	0	\$0	\$0	\$0	0.0%	\$0	\$0	0.0%	335	341
Kaizen Education Foundation - South Pointe Elementary School	Maricopa	0	\$0	\$0	\$400	-100.0%	\$0	\$1,368	0.0%	335	321
Educational Impact	Pima		\$0			0.0%			0.0%	335	341
Pinnacle Education - Tempe	Maricopa	0	\$0	\$0		0.0%	\$0		0.0%	335	341
Shelby School, The	Gila		\$0		\$600	-100.0%		\$0	0.0%	335	310
SC Jensen Corporation - Intelli-School	Maricopa	0	\$0	\$0	\$0	0.0%	\$0	\$0	0.0%	335	341
Kaizen Education Foundation - Advance U	Maricopa	0	\$0	\$0	\$0	0.0%	\$452	\$0	0.0%	335	341
Kaizen Education Foundation - Tempe Accelerated High School	Maricopa	0	\$0	\$0	\$10	-100.0%	\$0	\$0	0.0%	335	340
Shonto Governing Board of Education	Navajo		\$0			0.0%			0.0%	335	341
Friendly House Academia del Pueblo	Maricopa		\$0		\$6,238	-100.0%		\$3,050	0.0%	335	189
Ombudsman Educational Services		0	\$0	\$0	\$0	0.0%	\$0	\$0	0.0%	335	341
Victory High School	Maricopa	0	\$0	\$0	\$0	0.0%	\$2,304	\$2,092	0.0%	335	341
Liberty High School	Gila	0	\$0	\$0	\$0	0.0%	\$0	\$0	0.0%	335	341
Teleos Preparatory Academy	Maricopa		\$0		\$25,357	-100.0%		\$26,145	0.0%	335	113
Educational Options Foundation	Maricopa	0	\$0	\$0	\$0	0.0%	\$0	\$0	0.0%	335	341
Vista Charter School	Maricopa	0	\$0	\$0	\$0	0.0%	\$0	\$0	0.0%	335	341
Aprender Tucson	Pima		\$0		\$2,100	-100.0%		\$2,100	0.0%	335	253
West Gilbert Charter Elementary School	Maricopa		\$0		\$2,672	-100.0%		\$1,246	0.0%	335	239
Espiritu Schools	Maricopa	0	\$0	\$0	\$0	0.0%	\$0	\$0	0.0%	335	341
Pima Prevention Partnership - Performing Arts High School	Pima	0	\$0	\$0		0.0%	\$0		0.0%	335	341
Lifelong Learning Research Institute	Pima	0	\$0	\$0	\$0	0.0%	\$0	\$0	0.0%	335	341
Pima Prevention Partnership - Pima Partnership Academy	Pima	0	\$0	\$0		0.0%	\$0		0.0%	335	341
North Star Charter School Inc.	Maricopa	0	\$0	\$0	\$0	0.0%	\$0	\$0	0.0%	335	341
West Gilbert Charter Middle School	Maricopa		\$0		\$1,000	-100.0%		\$806	0.0%	335	296
Painted Desert Montessori, LLC	Maricopa		\$0			0.0%			0.0%	335	341
E-Institute Charter Schools	Maricopa	0	\$0	\$0	\$0	0.0%	\$1,471	\$0	0.0%	335	341
Phoenix Collegiate Academy Elementary, LLC	Maricopa		\$0			0.0%			0.0%	335	341
CAFA - Learning Foundation and Performing Arts Alta Mesa	Maricopa	0	\$0	\$0	\$3,000	-100.0%	\$0	\$3,000	0.0%	335	230
Phoenix Collegiate Academy, Inc.	Maricopa		\$0			0.0%			0.0%	335	341
George Gervin Youth Center, Inc	Maricopa	0	\$0	\$0	\$200	-100.0%	\$0	\$200	0.0%	335	332
Deer Valley Charter Schools	Maricopa		\$0		\$600	-100.0%		\$885	0.0%	335	310
Graysmark Schools Corporation	Pima		\$0			0.0%			0.0%	335	341
Prescott Preparatory Academy	Yavapai	0	\$0	\$0	\$0	0.0%	\$0	\$0	0.0%	335	341
Griffin Foundation, Inc. The	Pima	0	\$0	\$0	\$0	0.0%	\$0	\$0	0.0%	335	341
Pinnacle Education - Casa Grande	Pinal	0	\$0	\$0		0.0%	\$0		0.0%	335	341
Park View School	Yavapai		\$0			0.0%			0.0%	335	341
Pinnacle Education - Kino	Santa Cruz	0	\$0	\$0		0.0%	\$0		0.0%	335	341
PAS Charter School, Intelli-School	Maricopa	0	\$0	\$0	\$0	0.0%	\$0	\$0	0.0%	335	341
Synergy Public School, Inc.	Maricopa		\$0			0.0%			0.0%	335	341
Employ-Ability Unlimited	Maricopa		\$0			0.0%			0.0%	335	341

APPENDIX II
2019 PUBLIC SCHOOL REPORT
BY CHARTER HOLDER

Charter Holder	County	Sum of Donors	Average Per Donor	2019 Dollars Received	2018 Dollars Received	% Change	2019 Dollars Spent	2018 Dollars Spent	% of \$ Spent	2019 Rank	2018 Rank
PLC Arts Academy at Scottsdale	Maricopa		\$0			0.0%			0.0%	335	341
AIBT Non-Profit Charter High School Phoenix	Maricopa	0	\$0	\$0		0.0%	\$0		0.0%	335	341
Southern Arizona Community Academy		0	\$0	\$0	\$0	\$0	\$0	\$0	\$0	335	341
Think Through Academy	Maricopa	0	\$0	\$0	\$0	\$0	\$0	\$0	\$0	335	341
Arizona Connections Academy Charter School	Maricopa	0	\$0	\$0	\$200	-100.0%	\$0	\$200	0.0%	335	332
Educationa Models for Learning INC	Maricopa	0	\$0	\$0		\$0	\$0		\$0	335	341
CAFA - Learning Foundation Performing Arts School	Maricopa	0	\$0	\$0	\$6,000	-100.0%	\$0	\$6,000	0.0%	335	190
AIBT Non-Profit Charter High School, Inc.	Maricopa	0	\$0	\$0	\$0	0.0%	\$0	\$0	0.0%	335	341
American Virtual Academy	Maricopa	0	\$0	\$0	\$600	-100.0%	\$0	\$474	0.0%	335	310
Imagine Camelback Middle	Maricopa		\$0		\$0	0.0%		\$0	0.0%	335	341
Canyon Rose Academy	Pima	0	\$0	\$0	\$0	0.0%	\$0	\$0	0.0%	335	341
Integrity Education Incorporated	Maricopa		\$0		\$600	-100.0%		\$600	0.0%	335	310
Imagine Elementary at Tempe	Maricopa		\$0		\$800	-100.0%		\$800	0.0%	335	301
James Sandoval Preparatory High School	Maricopa	0	\$0	\$0	\$0	0.0%	\$0	\$0	0.0%	335	341
Arizona Education Solutions	Maricopa	0	\$0	\$0		\$0	\$0		\$0	335	341
Humanities and Sciences Academy of the United States, Inc.	Maricopa	0	\$0	\$0	\$0	0.0%	\$0	\$0	0.0%	335	341
Kin Dah Lichi'l Olta	Apache	0	\$0	\$0		\$0	\$0		\$0	335	341
Pathways KM Charter Schools	Yavapai		\$0			0.0%			0.0%	335	341
Mt Turnbull Academy	Graham	0	\$0	\$0		\$0	\$0		\$0	335	341
Industry and Technology	Coconino		\$0		\$400	-100.0%		\$1,000	0.0%	335	321
Innovative Humanities Education Corporation	Pima		\$0			0.0%			0.0%	335	341
RSD Charter School	Maricopa	0	\$0	\$0	\$0	0.0%	\$0	\$0	0.0%	335	341
Intelli-School - Paradise Valley	Maricopa	0	\$0	\$0	\$0	0.0%	\$0	\$0	0.0%	335	341

Note: Charter holders with no county listed have facilities in multiple counties.