



**SCHOOL TUITION ORGANIZATION
INCOME TAX CREDITS
IN ARIZONA
FISCAL YEAR 2023**

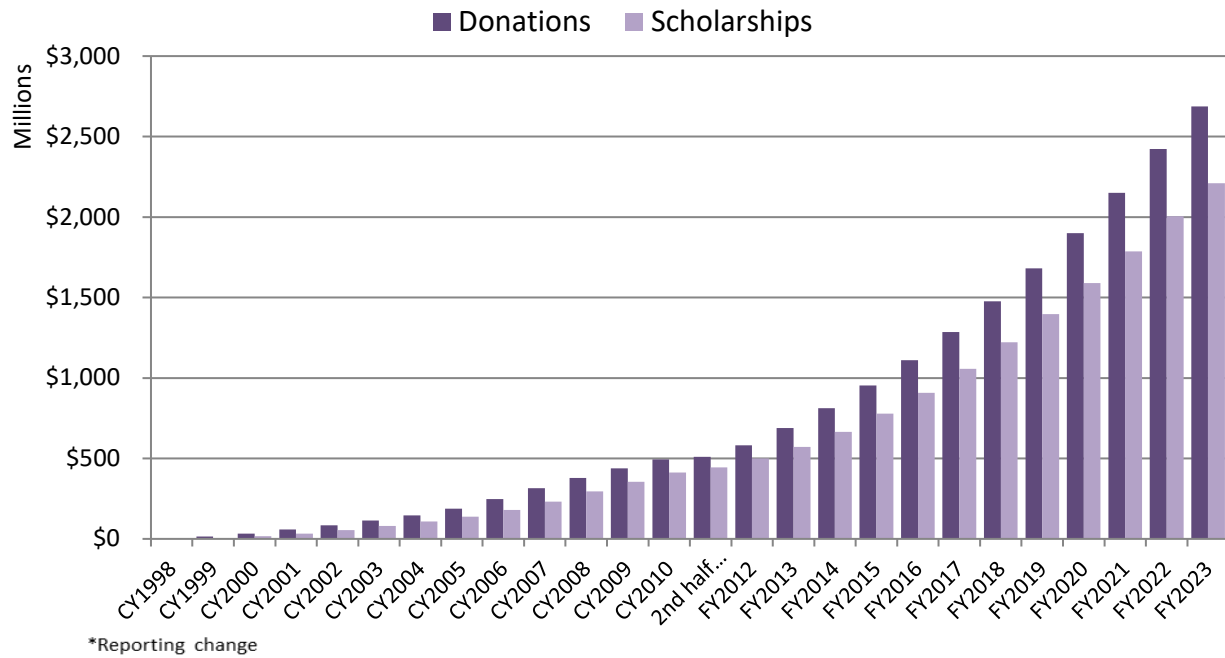
**PREPARED BY: OFFICE OF ECONOMIC RESEARCH AND ANALYSIS,
ARIZONA DEPARTMENT OF REVENUE**

March 2024

SCHOOL TUITION ORGANIZATION INCOME TAX CREDITS IN ARIZONA SUMMARY OF ACTIVITY: FY2022/2023

Arizona provides four income tax credits for taxpayer donations to certified school tuition organizations (STOs) for the purpose of providing scholarships to students to attend Arizona private schools. Two credits are for donations made by individual taxpayers (original and switcher)¹ and two credits are for corporate donations (low-income and disabled/displaced)². Corporate donations can be claimed as a tax credit against either the corporate income tax or the insurance premium tax. The tax credit programs have various start dates: the original individual tax credit program began in 1998, the low-income corporate program began in 2006, the disabled/displaced program began in 2009 and the switcher individual program began in 2012.

Growth of All STO Tax Credit Programs



TOTAL DONATIONS – ALL CREDIT PROGRAMS

Reporting Year	Original Individual Donations	Switcher Individual Donations	Low-Income Corporate Donations	Disabled/ Displaced Corporate Donations	Total Donations
CY1998	\$1,815,798				\$1,815,798
CY1999	\$13,781,341				\$13,781,341
CY2000	\$17,701,284				\$17,701,284
CY2001	\$24,897,444				\$24,897,444
CY2002	\$26,512,683				\$26,512,683
CY2003	\$29,444,972				\$29,444,972
CY2004	\$31,846,494				\$31,846,494
CY2005	\$42,196,206				\$42,196,206
CY2006	\$51,012,326		\$7,260,800		\$58,273,126
CY2007	\$54,304,968		\$14,258,000		\$68,562,968
CY2008	\$55,260,728		\$9,122,121		\$64,382,849
CY2009	\$50,916,897		\$7,285,284	\$781,000	\$58,983,181
CY2010	\$43,163,214		\$11,123,657	\$956,880	\$55,243,751

¹ A.R.S. §§ 43-1089 and 43-1089.03

² A.R.S. §§ 20-224.06 and 20-224.07 or A.R.S. §§ 43-1089.04, 43-1183 and 43-1184

Reporting Year	Original Individual Donations	Switcher Individual Donations	Low-Income Corporate Donations	Disabled/ Displaced Corporate Donations	Total Donations
2nd half FY2011 ³	\$12,818,405		\$2,301,803	\$770,000	\$15,890,208
FY2012	\$51,918,033	\$23,975	\$19,135,987	\$283,000	\$71,360,995
FY2013	\$54,794,058	\$19,891,765	\$29,858,865	\$3,505,350	\$108,050,038
FY2014	\$58,129,582	\$26,060,133	\$35,831,808	\$2,925,845	\$122,947,368
FY2015	\$61,740,114	\$30,760,244	\$42,998,170	\$5,031,920 ⁴	\$140,530,448
FY2016	\$65,438,155	\$35,523,266	\$51,597,804	\$5,000,000	\$157,559,225
FY2017	\$68,640,894	\$39,382,571	\$61,907,365	\$5,000,000	\$174,930,830
FY2018	\$70,485,289	\$42,087,496	\$74,300,838	\$5,000,000	\$191,873,623
FY2019	\$68,553,904	\$42,165,704	\$89,161,006	\$5,000,000	\$204,880,613
FY2020	\$65,429,441	\$40,608,940	\$106,983,528	\$5,000,000	\$218,021,909
FY2021	\$74,946,864	\$48,249,948	\$122,419,846	\$5,000,000	\$250,616,658
FY2022	\$78,104,949	\$52,129,496	\$135,618,749	\$6,000,000	\$271,853,194
FY2023	\$69,544,712	\$46,695,361	\$142,111,227	\$6,000,000	\$264,351,300
TOTAL	\$1,243,398,755	\$423,578,898	\$963,276,858	\$56,253,995	\$2,686,508,506

TOTAL SCHOLARSHIPS – ALL CREDIT PROGRAMS

Reporting Year	Original Individual Scholarships	Switcher Individual Scholarships	Low-Income Corporate Scholarships	Disabled/ Displaced Corporate Scholarships	Total Scholarships
CY1998	\$103,790				\$103,790
CY1999	\$2,196,734				\$2,196,734
CY2000	\$13,561,981				\$13,561,981
CY2001	\$16,484,958				\$16,484,958
CY2002	\$22,826,746				\$22,826,746
CY2003	\$24,428,197				\$24,428,197
CY2004	\$28,025,083				\$28,025,083
CY2005	\$30,863,153				\$30,863,153
CY2006	\$40,594,978		\$49,380		\$40,644,358
CY2007	\$48,561,687		\$4,597,823		\$53,159,510
CY2008	\$54,205,394		\$7,615,639		\$61,821,033
CY2009	\$52,126,882		\$7,849,824	\$625,335	\$60,602,041
CY2010	\$47,333,628		\$9,259,078	\$715,424	\$57,308,130
2 nd half of FY2011	\$27,881,253		\$3,300,990	\$66,837	\$31,249,080
FY2012	\$45,209,410		\$11,294,842	\$583,865	\$57,088,117
FY2013	\$48,873,359	\$4,681,192	\$17,556,127	\$731,231	\$71,841,909
FY2014	\$49,608,573	\$17,561,278	\$24,148,068	\$1,611,469	\$92,929,388
FY2015	\$54,655,984	\$24,261,494	\$31,006,331	\$3,581,873	\$113,505,682
FY2016	\$53,822,486	\$28,213,775	\$42,884,049	\$4,370,439	\$129,290,749
FY2017	\$58,037,619	\$33,012,847	\$51,751,384	\$5,750,839	\$148,552,689
FY2018	\$64,293,115	\$35,780,397	\$59,690,982	\$5,205,607	\$164,970,102
FY2019	\$63,517,206	\$37,508,815	\$68,189,122	\$5,860,589	\$175,075,732
FY2020	\$63,847,766	\$37,359,042	\$87,735,838	\$4,885,395	\$193,828,042
FY2021	\$62,515,223	\$39,142,396	\$90,378,893	\$4,518,492	\$196,555,004
FY2022	\$66,072,237	\$46,468,192	\$100,487,779	\$5,061,161	\$218,089,369
FY2023	\$49,878,260	\$36,322,839	\$113,411,370	\$4,490,197	\$204,102,666
TOTAL	\$1,089,525,702	\$340,312,269	\$731,207,519	\$48,058,753	\$2,209,104,242

³ The reporting period was changed from calendar year to fiscal year. For FY11, the first 6 months of donations was included in CY10 figures.

⁴ Total donations reported for FY15 were greater than the cap due to monies received at the end of FY14 approved under the FY14 cap that were not deposited until FY15.

SCHOOL TUITION ORGANIZATIONS

Arizona law requires an STO to be certified by the Arizona Department of Revenue (ADOR) before it can begin collecting donations for tax credits. Separate individual and corporate certifications are required for an STO to collect donations from individual taxpayers and from corporation taxpayers. Table 1 (pg. 5) lists all STOs which were certified to collect individual and/or corporate donations during FY2023 and their initial certification date. A total of 58 STOs were certified to accept individual and/or corporate tax credit donations during FY2023. There was 1 STO closures during FY2023.

STOs are required by statute to report the names, job titles and salaries of the three highest-paid employees. Of the STOs certified in FY2023, 29 (or 50%) were staffed by volunteers. Table 1 (pg. 5) identifies the 29 STOs that reported salaries.

The STOs used 29 CPA firms to audit or review their FY2022⁵ donation and scholarship activity, paying them \$486,131 in fees in FY2023. The audit or review cost is listed for each STO in Table 1 (pg. 5). STOs paid as little as \$1,000 and as much as \$26,500 for their audit or review. These costs include audits or reviews for both individual and corporate receipts if the STO participated in both programs. If an STO did not receive donations during the fiscal year or in a prior fiscal year, an audit or review is not required.

STOs can allow individual donors to make recommendations when donating (although Arizona law prohibits STOs from awarding scholarships solely on the basis of donor recommendations). In FY2022, 31 of the 58 STOs certified to accept individual donations reported accepting donations with recommendations. This information is summarized in Table 1 (pg. 5).

CY1998 – FY2023 Donations and Scholarships by STO for All Credit Programs

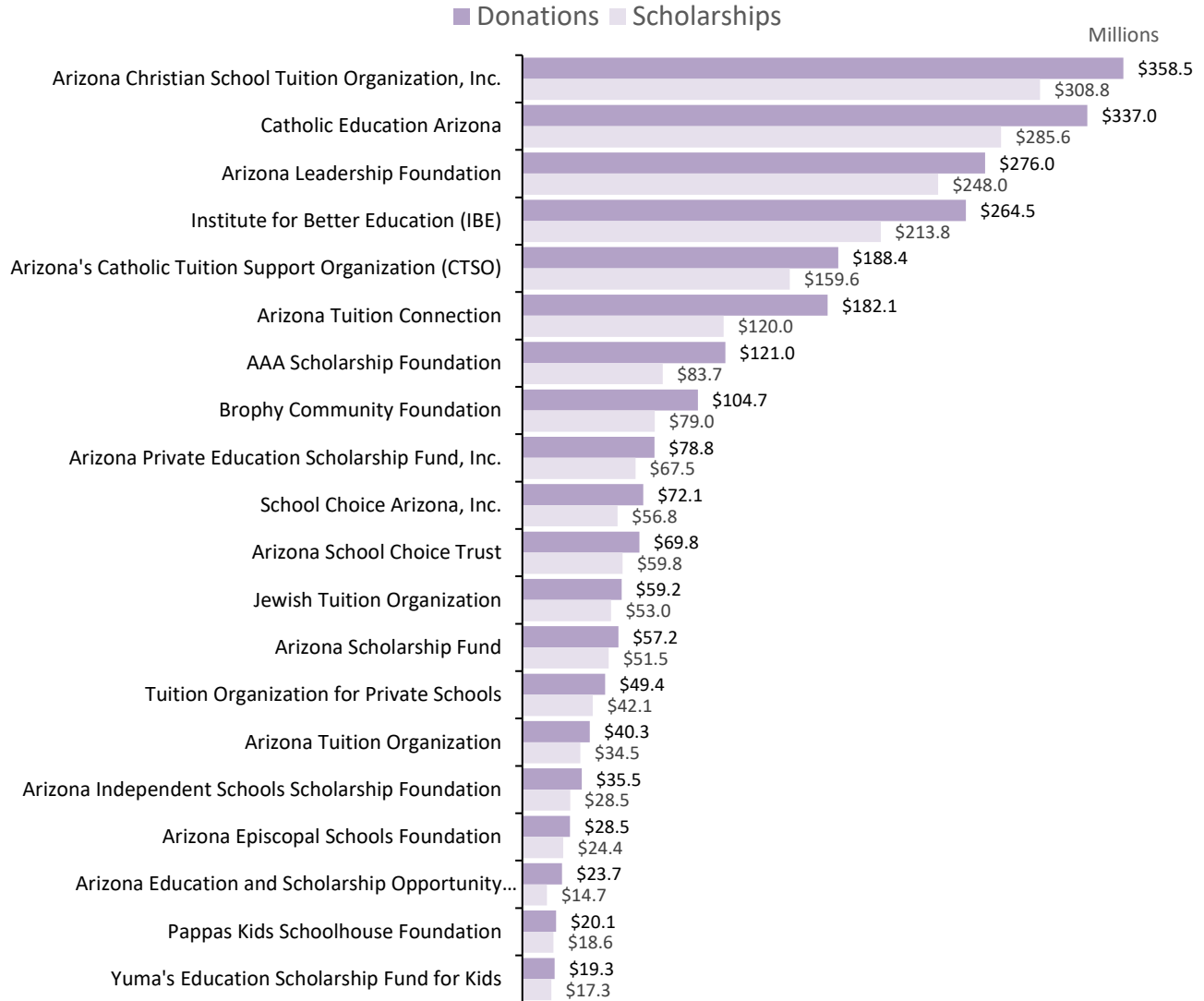
Table 2 (pg. 7) shows every organization that has received donations, with the total received by credit type, since 1998. The STOs that are highlighted are no longer operational as of June 30, 2023. Note that Table 2 does not include future allocated scholarships.

- Since 1998, Arizona Christian School Tuition Organization, Inc. has received the largest sum of donations from all four programs totaling \$330,641,969 or 13.3% of all donations.
- In FY2023, Arizona Leadership Foundation received the largest sum of donations from all four programs totaling \$48,829,000 or 18.5% of all donations.
- Since 1998, Arizona Christian School Tuition Organization, Inc. has paid the most in individual and corporate scholarships at \$308,774,667, or 14.0% of all scholarships paid.
- In FY2023, Arizona Leadership Foundation paid the most in scholarships for all four programs at \$48,343,822 or 23.7% of all scholarships paid.

The following chart shows the top 20 STOs by total donations received from CY1998 through FY2023 along with their total scholarships awarded.

⁵ STOs pay for the audit or review in the year following the fiscal year for which the audit or review was completed. FY2022 audits and reviews were paid for in FY2023, the cost of which was reported on the FY2023 annual reports.

Top 20 STOs by Total Donations CY1998 - FY2023



Reserving Scholarships for Students in Future Years

STOs are required to allocate at least 90% of their tax credit donations to provide scholarships in each of the four donation programs. Tax credit donations received in a fiscal year must be allocated to scholarships within the following two fiscal years. Allocate means to both award scholarships in the current year and to reserve money for an award for the following year or a future multiyear scholarship for a specific student. In FY2023, STOs reported reserving \$138,947,657 in total from the four programs for specific students in future years. It should be noted that a portion of the reserved future year awards reported by STOs may be for scholarships to be awarded in the upcoming academic year. The breakdown of future reserved scholarships for each tax credit program by STO is included in the corresponding FY2023 tax credit program tables.

Table 1
School Tuition Organizations Certified to Receive Tax Credit Donations in FY2023

STO Name	Individual Certified	Corporate Certified	Highest Paid Employees FY23			CPA for FY22	Cost of FY22 audit/review paid in FY23	Accepts Donation Recommendations
			Salary 1	Salary 2	Salary 3			
ISpecialNeedsScholarships.org	3/12/2018	3/12/2018	\$1,684			Kimberly Knox	\$2,900	Yes
A+ Tuition Assistance	9/08/2022	9/08/2022	\$75,000			Stefanie A Banister, CPA	\$0	Yes
AAA Scholarship Foundation	12/10/2012	12/10/2012	\$78,171	\$69,359	\$69,475	Kerkering, Barberio & Co.	\$26,500	No
Academic Opportunity of Arizona	12/15/2015	4/15/2014	\$91,543	\$59,472	\$31,767	Ullmann & Company, P.C.	\$14,133	No
America's Scholarship Konnection Inc	4/14/2016	4/14/2016	\$52,000			Hinton Burdick CPAs & Advisors	\$19,400	Yes
Arizona Adventist Scholarships, Inc.	1/01/2011	7/01/2012	\$10,170			Ullmann & Company, P.C.	\$6,286	Yes
Arizona Christian School Tuition Organization, Inc.	1/01/2011		\$120,000	\$86,580	\$76,152	JDS Professional Group	\$12,385	Yes
Arizona Education and Scholarship Opportunity Program	12/31/2013	12/31/2013				Ullmann & Company, P.C.	\$7,795	Yes
Arizona Education Scholarship Foundation	1/01/2011	9/29/2010	\$107,912			Ullmann & Company, P.C.	\$10,305	No
Arizona Episcopal Schools Foundation	1/01/2011	7/29/2010				Regier Carr and Monroe	\$14,500	No
Arizona Independent Schools Scholarship Foundation	1/01/2011	7/29/2010				Roberts Alexonis Group CPAs	\$8,750	No
Arizona International Academy Scholarship Fund	1/01/2011	6/30/2015				Johnson, Lawdahl, Endres, PLLC	\$5,000	Yes
Arizona Leadership Foundation		3/09/2011	\$91,927	\$41,928	\$40,000	Semple, Marchal & Cooper, LLP	\$18,178	No
Arizona Private Education Scholarship Fund, Inc.	1/01/2011	7/29/2010				Monica J. Stern	\$13,700	Yes
Arizona Private School Tuition Organization	5/03/2018	5/03/2018	\$24,500	\$24,500		Haney & Company	\$15,038	Yes
Arizona School Choice Trust	1/01/2011	7/29/2010	\$137,000	\$120,000	\$85,250	Ullmann & Company, P.C.	\$0	No
Arizona Tax Credit	8/14/2014	11/05/2015	\$48,000	\$48,000		JDS Professional Group	\$7,500	Yes
Arizona Tuition Connection	2/01/2013	2/01/2013	\$185,000	\$150,000	\$99,840	Farber Hass Hurley LLP	\$23,650	Yes
Arizona Tuition Organization	1/01/2011	7/29/2010	\$94,534	\$34,318		Monica J. Stern	\$9,000	Yes
Arizona's Catholic Tuition Support Organization (CTSO)	1/01/2011	7/29/2010	\$117,924	\$23,917	\$40,174	BeachFleishman PC	\$13,350	No
Best Student Fund	1/01/2011	7/01/2012				Eide Bailly	\$11,500	No
Brophy Community Foundation	1/01/2011	7/29/2010	\$32,000	\$66,000	\$100,000	Tull, Forsberg & Olson, P.L.L.C.	\$16,415	No
Calvary Community Bible Fellowship	12/16/2022	12/16/2022						No
Catholic Community Foundation	4/14/2023							No
Catholic Education Arizona	1/01/2011	7/29/2010	\$180,000	\$105,000	\$92,975	Eide Bailly	\$15,000	No
Chabad Tuition Organization	1/01/2011	7/29/2010				Seely, Mullins & Associates, P.C.	\$8,315	Yes
Christ Lutheran School Tuition Organization	1/01/2011	7/29/2010				Fester and Chapman	\$6,000	No
Christian Scholarship Fund of Arizona	1/01/2011	7/29/2010				Henry Fortino	\$1,000	Yes
Cochise Christian School Tuition Organization	1/01/2011	2/24/2011	\$26,355			Matt V Frey, CPA	\$2,700	Yes
Community Reinvestment Low Income Based Scholarships	2/22/2023	1/25/2023				Semple, Marchal & Cooper, LLP	\$0	No
Community Tuition Grant Organization, Inc.	5/10/2018	5/10/2018				Ullmann & Company, P.C.	\$5,793	Yes
Cong Casa Grande	2/14/2022	2/14/2022						
Corporate Tax Foundation		4/14/2011				Eide Bailly	\$10,400	No
Dynamite Montessori Foundation	1/01/2011	8/18/2010				Khalsa McBrearty Accountancy LLP	\$6,500	Yes
Education Liberty Fund	5/15/2015	5/15/2015						
Financial Assistance for Independent Schools	1/01/2011	7/29/2010				Ullmann & Company, P.C.	\$16,388	No
Greater Arizona Inc.	12/04/2017	6/27/2017	\$14,000			Ullmann & Company, P.C.	\$4,343	No
Independent Schools Corporate Tax Foundation		3/23/2011				Eide Bailly	\$10,400	No
Institute for Better Education (IBE)	1/01/2011	7/29/2010	\$135,152	\$85,933	\$70,337	JDS Professional Group	\$10,250	Yes
Jewish Education Tax Credit Organization (JETCO)	1/01/2011	7/29/2010				Beasley Mitchell & Co., LLP	\$10,093	No
Jewish Tuition Organization	1/01/2011	6/14/2011	\$125,000	\$66,400	\$20,800	Johnson, Lawdahl, Endres, PLLC	\$8,800	Yes
Lutheran Education Foundation	1/01/2011	7/29/2010				Ullmann & Company, P.C.	\$9,508	No
Montessori Charity Foundation	11/08/2019	11/08/2019				Ullmann & Company, P.C.	\$5,418	No
New Hope Scholarship Foundation	12/15/2020	12/15/2020				Ullmann & Company, P.C.	\$3,000	Yes
Northern Arizona Christian School Scholarship Fund	1/01/2011	10/07/2010	\$9,000			Dorothy Reinert CPA PLLC	\$3,000	Yes
Orme Primavera Schools Foundation	1/01/2011					JDS Professional Group	\$5,750	No
Pappas Kids Schoolhouse Foundation	1/01/2011	8/03/2010	\$95,000	\$3,819		William Bridgeman	\$10,850	No
Private School Tuition Fund 123	4/03/2017	4/03/2017	\$42,400			Steve Hurd at Haynie and Company	\$10,500	Yes
Scholarships for Educational Excellence Foundation	1/03/2011					Law and Reed, CPA	\$1,075	Yes
School Choice Arizona, Inc.	1/01/2011	7/29/2010	\$82,545	\$30,000	\$13,000	JDS Professional Group	\$10,450	Yes
School Tuition Association of Yuma	1/01/2011	7/29/2010				R & A CPAs	\$14,900	No
School Tuition Organization 4 Kidz	3/29/2018	3/29/2018	\$30,040	\$7,067	\$6,805	Stefanie A Banister, CPA	\$8,000	Yes
Students First Foundation	10/02/2015	9/21/2016				Ullmann & Company, P.C.	\$5,348	Yes

Table 1
School Tuition Organizations Certified to Receive Tax Credit Donations in FY2023

STO Name	Individual Certified	Corporate Certified	Highest Paid Employees FY23			CPA for FY22	Cost of FY22 audit/review paid in FY23	Accepts Donation Recommendations
			Salary 1	Salary 2	Salary 3			
Tuition Organization for Private Schools	1/01/2011	7/29/2010	\$70,000	\$25,000	\$105,000	JDS Professional Group	\$8,275	Yes
Valley Tuition Organization	6/01/2016	6/01/2016	\$50,000			Seely, Mullins & Associates, P.C.	\$6,343	Yes
Verde Valley School Tuition Organization	8/23/2022	8/23/2022				Avellone Russell LLC	\$0	Yes
White Mountain Tuition Support Foundation	1/01/2011	9/02/2010	\$31,976			Wilber & Longenbaugh, PLLC	\$3,000	Yes
Yuma's Education Scholarship Fund for Kids	1/01/2011	7/01/2012				JDS Professional Group	\$8,450	Yes

Table 2
Donations and Scholarships by School Tuition Organizations CY1998 - FY2023

School Tuition Organization	1ST Year	Original Individual		Switcher Individual		Low-Income Corporate		Disabled/Displaced Corporate		TOTALS	
		Donations	Scholarships	Donations	Scholarships	Donations	Scholarships	Donations	Scholarships	Donations	Scholarships
ISpecialNeedsScholarships.org	2018	\$509,761	\$99,338	\$327,919	\$101,150	\$350,000	\$28,498	\$0	\$0	\$1,187,680	\$228,986
100 Percent AZ	2017	\$8,522	\$4,772	\$7,305	\$3,881	\$0	\$0	\$0	\$0	\$15,827	\$8,653
123TaxCredit.com	2017	\$67,783	\$37,472	\$68,381	\$25,436	\$40,000	\$5,000	\$0	\$0	\$176,164	\$67,908
A Better Choice Tax Credit	2019	\$0	\$0	\$0	\$0	\$0	\$0	\$0	\$0	\$0	\$0
A Degree for Me, Inc.	2017	\$46,714	\$17,500	\$36,156	\$13,867	\$31,000	\$24,000	\$0	\$0	\$113,870	\$55,367
A+ Tuition Assistance	2022	\$9,258	\$6,809	\$5,506	\$3,573	\$1,190,000	\$735,185	\$0	\$0	\$1,204,764	\$745,567
AAA Scholarship Foundation	2012	\$0	\$0	\$0	\$0	\$118,072,389	\$80,848,726	\$2,942,000	\$2,875,042	\$121,014,389	\$83,723,769
Academic Opportunity of Arizona	2014	\$340,774	\$236,782	\$267,926	\$231,643	\$11,355,750	\$6,146,631	\$3,555,500	\$2,782,700	\$15,519,950	\$9,397,756
Alternative Schools Scholarship Fund	2003	\$114,156	\$109,686	\$0	\$0	\$0	\$0	\$0	\$0	\$114,156	\$109,686
Alumnus School Tuition Organization	2015	\$45,777	\$22,000	\$32,935	\$17,559	\$0	\$0	\$0	\$0	\$78,712	\$39,559
America's Scholarship Konnection Inc	2016	\$111,260	\$83,662	\$96,769	\$66,482	\$7,457,000	\$1,813,579	\$313,000	\$281,799	\$7,978,029	\$2,245,521
Arizona Adventist Scholarships, Inc.	1999	\$8,021,553	\$7,752,198	\$1,103,871	\$927,628	\$2,500	\$2,250	\$0	\$0	\$9,127,923	\$8,682,077
Arizona Christian School Tuition Organization, Inc.	1998	\$269,341,490	\$235,421,218	\$89,163,235	\$73,353,449	\$0	\$0	\$0	\$0	\$358,504,725	\$308,774,667
Arizona Community Foundation School Tuition Organization	2013	\$802,801	\$515,035	\$595,973	\$509,072	\$6,010,000	\$5,186,882	\$1,280,750	\$1,182,484	\$8,689,524	\$7,393,474
Arizona Education Alliance	2012	\$0	\$0	\$0	\$0	\$0	\$0	\$0	\$0	\$0	\$0
Arizona Education and Scholarship Opportunity Program	2013	\$376,643	\$538,822	\$235,328	\$115,031	\$23,097,500	\$14,010,152	\$0	\$0	\$23,709,471	\$14,664,005
Arizona Education First	2014	\$372,673	\$369,168	\$230,007	\$157,595	\$290,000	\$192,700	\$0	\$0	\$892,680	\$719,463
Arizona Education Scholarship Foundation	2010	\$7,198,814	\$5,327,977	\$4,714,366	\$2,600,774	\$1,175,400	\$719,101	\$21,500	\$19,823	\$13,110,080	\$8,667,675
Arizona Episcopal Schools Foundation	1999	\$17,073,957	\$15,498,635	\$4,446,043	\$3,816,814	\$6,967,697	\$5,103,964	\$0	\$0	\$28,487,696	\$24,419,412
Arizona Independent Schools Scholarship Foundation	1998	\$17,209,353	\$15,706,622	\$6,140,570	\$5,420,920	\$12,110,095	\$7,389,809	\$0	\$0	\$35,460,018	\$28,517,352
Arizona International Academy Scholarship Fund	2001	\$1,168,282	\$1,089,141	\$252,355	\$238,523	\$195,000	\$146,967	\$0	\$0	\$1,615,637	\$1,474,632
Arizona Leadership Foundation	2011	\$0	\$0	\$0	\$0	\$245,543,598	\$222,041,842	\$30,449,318	\$25,912,347	\$275,992,916	\$247,954,189
Arizona Lutheran Scholarship Organization	2002	\$3,692,861	\$3,384,782	\$1,137,080	\$1,101,217	\$215,000	\$190,876	\$0	\$0	\$5,044,941	\$4,676,875
Arizona Native Scholastic Enrichment Resources Foundation	1999	\$408,941	\$281,537	\$0	\$0	\$0	\$0	\$0	\$0	\$408,941	\$281,537
Arizona Private Education Scholarship Fund, Inc.	1999	\$39,802,989	\$34,563,308	\$19,926,703	\$16,813,803	\$15,091,800	\$12,848,719	\$3,956,600	\$3,239,327	\$78,778,092	\$67,465,157
Arizona Private School Tuition Organization	2018	\$1,937,015	\$1,358,140	\$1,144,627	\$846,782	\$2,102,300	\$1,721,630	\$0	\$0	\$5,183,943	\$3,926,551
Arizona Scholarship & Grants Organization	1999	\$6,775	\$0	\$0	\$0	\$0	\$0	\$0	\$0	\$6,775	\$0
Arizona Scholarship Fund	1998	\$51,250,061	\$46,116,959	\$4,922,548	\$4,436,173	\$1,055,491	\$951,320	\$16,800	\$15,746	\$57,244,900	\$51,520,198
Arizona Scholarships & Tuition	1998	\$23,075	\$26,360	\$0	\$0	\$0	\$0	\$0	\$0	\$23,075	\$26,360
Arizona School Choice Trust	1998	\$23,666,762	\$23,053,975	\$4,556,275	\$3,529,526	\$39,531,578	\$31,356,689	\$2,030,247	\$1,844,087	\$69,784,862	\$59,784,277
Arizona Tax Credit	2014	\$4,322,639	\$3,549,806	\$2,779,353	\$2,253,715	\$2,530,120	\$2,291,838	\$0	\$0	\$9,632,113	\$8,095,358
Arizona Tax Credit for Education	2015	\$0	\$0	\$0	\$0	\$0	\$0	\$0	\$0	\$0	\$0
Arizona Tuition	2018	\$46,116	\$29,042	\$33,467	\$17,428	\$65,000	\$25,743	\$0	\$0	\$144,583	\$72,213
Arizona Tuition Assistance Program	2017	\$0	\$0	\$0	\$0	\$0	\$0	\$0	\$0	\$0	\$0
Arizona Tuition Connection	2013	\$66,907,421	\$44,945,665	\$48,378,700	\$35,573,703	\$66,628,680	\$39,384,675	\$150,000	\$104,900	\$182,064,801	\$120,008,943
Arizona Tuition Organization	2004	\$28,064,314	\$24,469,957	\$10,350,547	\$8,409,846	\$1,881,796	\$1,656,544	\$0	\$0	\$40,296,657	\$34,536,347
Arizona Waldorf Scholarship Foundation	2001	\$3,548,887	\$3,116,030	\$1,214,923	\$1,007,508	\$475,000	\$426,081	\$0	\$0	\$5,238,810	\$4,549,620
Arizona Youth Education Scholarships (AZYES)	2011	\$0	\$0	\$0	\$0	\$135,800	\$122,209	\$0	\$0	\$135,800	\$122,209
Arizona's Catholic Tuition Support Organization (CTSO)	1999	\$91,590,089	\$82,344,677	\$26,014,037	\$21,040,099	\$69,708,126	\$54,969,129	\$1,088,500	\$1,235,248	\$188,400,751	\$159,589,152
Best Student Fund	2001	\$3,813,379	\$3,696,877	\$1,006,689	\$873,530	\$999,000	\$991,775	\$0	\$0	\$5,819,068	\$5,562,182
Bret Reed Freesmeyer Memorial Scholarship Fund	2001	\$426,736	\$492,962	\$0	\$0	\$0	\$0	\$0	\$0	\$426,736	\$492,962
Brophy Community Foundation	1998	\$25,229,056	\$22,723,493	\$9,544,848	\$8,178,432	\$69,894,672	\$48,098,405	\$0	\$0	\$104,668,576	\$79,000,331
Calvary Community Bible Fellowship	2022	\$8,159	\$0	\$4,829	\$0	\$0	\$0	\$0	\$0	\$12,988	\$0
Carden Schools Scholarship Fund	1998	\$57,980	\$55,067	\$0	\$0	\$0	\$0	\$0	\$0	\$57,980	\$55,067
Catholic Community Foundation	2023	\$0	\$0	\$0	\$0	\$0	\$0	\$0	\$0	\$0	\$0
Catholic Community Foundation for the Diocese of Phoenix	2018	\$0	\$0	\$0	\$0	\$0	\$0	\$0	\$0	\$0	\$0
Catholic Education Arizona	1998	\$194,579,421	\$180,471,601	\$49,945,374	\$40,786,976	\$90,411,164	\$63,528,692	\$2,020,312	\$802,605	\$336,956,271	\$285,589,874
Center for Educational Scholarships	2019	\$5,154	\$4,401	\$3,347	\$3,196	\$0	\$0	\$0	\$0	\$8,501	\$7,597
Chabad Tuition Organization	2000	\$3,925,239	\$3,287,058	\$1,520,387	\$1,424,844	\$2,653,500	\$2,330,208	\$0	\$0	\$8,099,126	\$7,042,110
Chaparral Mission Scholarship Fund	2001	\$1,460,480	\$1,527,304	\$0	\$0	\$3,000	\$3,000	\$0	\$0	\$1,463,480	\$1,530,304
Children's Scholarship Network of Arizona	2008	\$164,211	\$156,647	\$0	\$0	\$330,000	\$323,438	\$0	\$0	\$494,211	\$480,085
Christ Lutheran School Tuition Organization	2000	\$3,979,347	\$3,741,728	\$1,099,772	\$913,515	\$0	\$28,139	\$0	\$0	\$5,079,119	\$4,683,382
Christian Scholarship Foundation	1999	\$3,804,018	\$3,581,041	\$406,790	\$363,554	\$211,000	\$197,925	\$0	\$0	\$4,421,808	\$4,142,520
Christian Scholarship Fund of Arizona	1998	\$6,498,787	\$5,636,820	\$655,072	\$574,355	\$380,000	\$305,586	\$0	\$0	\$7,533,859	\$6,516,762
Classical Christian Scholarship Fund	2003	\$249,968	\$207,891	\$0	\$0	\$0	\$0	\$0	\$0	\$249,968	\$207,891

Table 2
Donations and Scholarships by School Tuition Organizations CY1998 - FY2023

School Tuition Organization	1ST Year	Original Individual		Switcher Individual		Low-Income Corporate		Disabled/Displaced Corporate		TOTALS	
		Donations	Scholarships	Donations	Scholarships	Donations	Scholarships	Donations	Scholarships	Donations	Scholarships
Clickable Institute of Technology and Entrepreneurship	2018	\$0	\$0	\$0	\$0	\$0	\$0	\$0	\$0	\$0	\$0
Cochise Christian School Tuition Organization	2002	\$8,665,153	\$7,950,953	\$2,440,719	\$2,060,949	\$308,500	\$243,132	\$0	\$0	\$11,414,372	\$10,255,034
Community Reinvestment Low Income Based Scholarships	2023	\$12,853	\$0	\$0	\$0	\$0	\$0	\$0	\$0	\$12,853	\$0
Community Tuition Grant Organization, Inc.	2018	\$175,571	\$156,203	\$115,215	\$93,147	\$1,062,500	\$862,343	\$0	\$0	\$1,353,286	\$1,111,693
Cong Casa Grande	2022	\$0	\$0	\$0	\$0	\$0	\$0	\$0	\$0	\$0	\$0
Corporate Tax Foundation	2011	\$0	\$0	\$0	\$0	\$11,916,833	\$5,962,036	\$0	\$0	\$11,916,833	\$5,962,036
Corporations Reducing Student Tuition	2014	\$0	\$0	\$0	\$0	\$0	\$0	\$0	\$0	\$0	\$0
Diversity Leadership Institute	2012	\$0	\$0	\$0	\$0	\$0	\$0	\$0	\$0	\$0	\$0
Dynamite Montessori Foundation	2001	\$1,082,576	\$971,472	\$459,019	\$393,732	\$5,000	\$4,500	\$19,420	\$18,478	\$1,566,015	\$1,388,182
Educare Scholarship Fund	1999	\$847,957	\$817,733	\$0	\$0	\$0	\$0	\$0	\$0	\$847,957	\$817,733
Education Liberty Fund	2015	\$52,075	\$31,819	\$35,789	\$20,799	\$500	\$225	\$0	\$0	\$88,364	\$52,843
Engelhardt/Pappas Foundation	1999	\$1,219,231	\$1,123,034	\$0	\$0	\$0	\$0	\$0	\$0	\$1,219,231	\$1,123,034
Financial Assistance for Independent Schools	2000	\$5,930,190	\$5,219,801	\$2,184,670	\$1,831,440	\$2,911,000	\$1,793,542	\$1,301,000	\$1,204,551	\$12,326,860	\$10,049,335
Flagstaff Scholarship Fund	2001	\$1,752,439	\$1,610,865	\$0	\$0	\$1,392,500	\$1,316,020	\$0	\$0	\$3,144,939	\$2,926,885
Foundation for Corporate Tax Credit	2011	\$0	\$0	\$0	\$0	\$872,000	\$890,380	\$0	\$0	\$872,000	\$890,380
Foundation for Lutherans Interested in Funding Education	2002	\$432,551	\$428,851	\$0	\$0	\$0	\$0	\$0	\$0	\$432,551	\$428,851
Foundation for Montessori Scholarships	1999	\$522,654	\$473,808	\$0	\$0	\$0	\$0	\$0	\$0	\$522,654	\$473,808
Funds for Kids	2013	\$537,708	\$485,461	\$284,321	\$255,588	\$65,000	\$58,500	\$0	\$0	\$887,029	\$799,549
Gateway Academy	2019	\$0	\$0	\$0	\$0	\$0	\$0	\$0	\$0	\$0	\$0
Greater Arizona Inc.	2017	\$0	\$0	\$0	\$0	\$2,906,139	\$2,697,336	\$0	\$0	\$2,906,139	\$2,697,336
H.E.L.P. Scholarship Foundation	1998	\$13,032,282	\$12,369,660	\$806,204	\$730,432	\$10,605	\$9,480	\$0	\$0	\$13,849,091	\$13,109,572
Higher Education STO	2011	\$366,767	\$317,748	\$126,206	\$116,169	\$10,000	\$9,000	\$0	\$0	\$502,973	\$442,917
Independent Schools Corporate Tax Foundation	2011	\$0	\$0	\$0	\$0	\$13,078,834	\$8,008,647	\$0	\$0	\$13,078,834	\$8,008,647
Institute for Better Education (IBE)	1998	\$169,709,739	\$140,484,840	\$72,959,889	\$55,793,740	\$19,118,464	\$14,889,700	\$2,755,168	\$2,605,844	\$264,543,259	\$213,774,124
Investing in Children of Arizona Scholarship Fund	2003	\$6,875	\$0	\$0	\$0	\$0	\$0	\$0	\$0	\$6,875	\$0
Jewish Education Tax Credit Organization (JETCO)	1999	\$12,241,453	\$10,554,083	\$4,051,648	\$3,515,282	\$2,319,500	\$1,982,064	\$0	\$0	\$18,612,602	\$16,051,429
Jewish Tuition Organization	1999	\$35,677,102	\$34,149,568	\$13,471,571	\$11,317,422	\$10,058,914	\$7,520,910	\$0	\$0	\$59,207,586	\$52,987,901
Just Friends of Education	2009	\$7,600	\$6,070	\$0	\$0	\$0	\$0	\$0	\$0	\$7,600	\$6,070
Legacy Student Tuition Organization	2020	\$0	\$0	\$0	\$0	\$0	\$0	\$0	\$0	\$0	\$0
Lexington Education Foundation	2016	\$95,188	\$85,659	\$44,029	\$39,981	\$20,000	\$18,495	\$50,000	\$35,585	\$209,217	\$179,720
Life Development Institute Education Fund	2006	\$368,495	\$366,187	\$134,972	\$119,013	\$65,000	\$58,500	\$45,000	\$39,816	\$613,467	\$583,516
Lutheran Education Foundation	1998	\$3,454,619	\$3,276,191	\$378,343	\$368,321	\$0	\$0	\$0	\$0	\$3,832,962	\$3,644,513
Maranatha Christian Co-Op Tuition Fund	1998	\$21,630	\$3,926	\$0	\$0	\$0	\$0	\$0	\$0	\$21,630	\$3,926
Montessori Centre School Tuition Organization	2000	\$361,549	\$349,867	\$0	\$0	\$0	\$0	\$0	\$0	\$361,549	\$349,867
Montessori Charity Foundation	2019	\$98,823	\$93,661	\$72,101	\$38,050	\$46,000	\$46,000	\$0	\$0	\$216,924	\$177,711
Montessori Scholarship Organization	2000	\$6,259,068	\$5,945,426	\$1,633,788	\$1,470,275	\$227,000	\$204,300	\$0	\$0	\$8,119,856	\$7,620,001
Montessori School Tuition Organization	1999	\$43,400	\$38,900	\$0	\$0	\$0	\$0	\$0	\$0	\$43,400	\$38,900
New Hope Scholarship Foundation	2021	\$28,568	\$12,513	\$17,319	\$6,924	\$100,000	\$81,763	\$0	\$0	\$145,887	\$101,200
Next Generation School Tuition Organization	2017	\$9,430	\$3,124	\$10,293	\$4,876	\$0	\$0	\$0	\$0	\$19,723	\$8,000
Northern Arizona Christian School Scholarship Fund	1998	\$8,393,078	\$7,150,641	\$2,612,076	\$2,133,707	\$1,234,012	\$1,035,539	\$0	\$0	\$12,239,166	\$10,319,887
Northern Lights Student Tuition Organization	2018	\$0	\$0	\$0	\$0	\$0	\$0	\$55,000	\$0	\$55,000	\$0
Orme Primavera Schools Foundation	1999	\$4,402,737	\$4,311,014	\$1,136,760	\$1,167,406	\$0	\$0	\$0	\$0	\$5,539,497	\$5,478,420
Pappas Kids Schoolhouse Foundation	2005	\$6,722,450	\$6,202,491	\$3,774,030	\$3,461,575	\$9,647,949	\$8,921,303	\$0	\$0	\$20,144,429	\$18,585,370
Parkside Christian Learning Center	2012	\$0	\$0	\$0	\$0	\$0	\$0	\$0	\$0	\$0	\$0
Patagonia Scholarship Fund	1999	\$76,154	\$62,713	\$0	\$0	\$0	\$0	\$0	\$0	\$76,154	\$62,713
Pinetop Tuition Support Organization	2006	\$152,954	\$132,757	\$20,160	\$14,161	\$5,000	\$5,000	\$0	\$0	\$178,114	\$151,918
Private School Tuition Fund 123	2017	\$459,247	\$312,326	\$266,355	\$176,285	\$1,708,175	\$1,275,488	\$0	\$0	\$2,433,777	\$1,764,099
Scholarships for Educational Excellence Foundation	2009	\$1,184,279	\$1,084,416	\$499,566	\$380,170	\$0	\$0	\$0	\$0	\$1,683,846	\$1,464,586
School Choice Arizona, Inc.	2006	\$13,154,837	\$10,443,601	\$3,351,377	\$2,568,212	\$54,275,807	\$42,607,684	\$1,277,000	\$1,216,244	\$72,059,021	\$56,835,742
School Tuition Association of Yuma	1999	\$4,729,097	\$4,274,516	\$930,112	\$807,609	\$9,785,100	\$8,416,483	\$0	\$1,250	\$15,444,308	\$13,499,859
School Tuition Organization 4 Kidz	2018	\$1,704,872	\$1,118,389	\$1,067,099	\$697,503	\$2,290,100	\$1,562,685	\$42,000	\$37,800	\$5,404,071	\$3,416,376
Schools With Heart Foundation	1999	\$5,375,627	\$5,027,753	\$1,639,520	\$1,492,221	\$0	\$0	\$0	\$0	\$7,015,147	\$6,519,974
Sedona Village Learning Center of Madre Tierra Foundation	2021	\$0	\$0	\$0	\$0	\$0	\$0	\$0	\$0	\$0	\$0
Shepherd of the Desert Education Foundation	2000	\$2,056,279	\$1,933,866	\$387,441	\$330,131	\$0	\$0	\$0	\$0	\$2,443,720	\$2,263,997
Southern Arizona Foundation for Education - SAFE Lutheran	1998	\$4,321,287	\$4,328,846	\$173,544	\$157,412	\$0	\$0	\$0	\$0	\$4,494,831	\$4,486,259

Table 2
Donations and Scholarships by School Tuition Organizations CY1998 - FY2023

School Tuition Organization	1ST Year	Original Individual		Switcher Individual		Low-Income Corporate		Disabled/Displaced Corporate		TOTALS	
		Donations	Scholarships	Donations	Scholarships	Donations	Scholarships	Donations	Scholarships	Donations	Scholarships
Southwest Tuition Organization 4 Kids	2018	\$0	\$0	\$0	\$0	\$0	\$0	\$0	\$0	\$0	\$0
Students First Foundation	2015	\$188,233	\$203,667	\$93,943	\$87,280	\$434,000	\$351,178	\$0	\$0	\$716,176	\$642,125
Tempe Montessori Parent's Organization	2000	\$1,327,668	\$1,285,596	\$6,000	\$13,633	\$0	\$0	\$0	\$0	\$1,333,668	\$1,299,229
Tempe Montessori School Tuition Organization	2011	\$157,233	\$41,843	\$0	\$0	\$16,000	\$0	\$0	\$0	\$173,233	\$41,843
Tesseract Tuition Organization	1998	\$146,315	\$24,250	\$0	\$0	\$0	\$0	\$0	\$0	\$146,315	\$24,250
The Leadership Consortium	2011	\$0	\$0	\$0	\$0	\$0	\$0	\$0	\$0	\$0	\$0
The Zisel Tovah Foundation	2016	\$535	\$535	\$500	\$500	\$0	\$0	\$0	\$0	\$1,035	\$1,035
Truthful Beginnings	2020	\$2,186	\$1,967	\$1,179	\$1,061	\$0	\$0	\$0	\$0	\$3,365	\$3,029
Tuition Organization for Private Schools	2004	\$25,528,034	\$22,410,409	\$8,970,768	\$7,106,746	\$12,212,195	\$10,103,216	\$2,709,880	\$2,440,303	\$49,420,877	\$42,060,674
Valley Lutheran Scholarship Organization	2004	\$1,148,000	\$1,149,711	\$137,641	\$124,572	\$130,000	\$116,018	\$0	\$0	\$1,415,641	\$1,390,301
Valley Tuition Organization	2016	\$241,774	\$132,004	\$213,787	\$116,106	\$4,703,500	\$2,127,176	\$0	\$0	\$5,159,061	\$2,375,286
Verde Valley School Tuition Organization	2022	\$100,015	\$0	\$0	\$0	\$0	\$0	\$0	\$0	\$100,015	\$0
VVBC Christian Education Fund	1999	\$324,519	\$317,182	\$0	\$0	\$0	\$0	\$0	\$0	\$324,519	\$317,182
Walter T. Beamis Scholarship Foundation	1999	\$11,371	\$4,000	\$0	\$0	\$0	\$0	\$0	\$0	\$11,371	\$4,000
White Mountain Montessori Tuition Support Organization	2017	\$47,826	\$37,497	\$24,013	\$21,000	\$7,500	\$7,500	\$0	\$0	\$79,339	\$65,997
White Mountain Tuition Support Foundation	2004	\$3,631,683	\$3,115,324	\$1,470,555	\$1,131,607	\$758,500	\$598,864	\$0	\$0	\$5,860,738	\$4,845,796
Yo Creo - Competitive America	2011	\$0	\$0	\$0	\$0	\$0	\$0	\$0	\$0	\$0	\$0
Yuma's Education Scholarship Fund for Kids	2003	\$12,507,472	\$11,430,997	\$5,206,365	\$4,395,627	\$1,383,775	\$1,274,605	\$175,000	\$162,775	\$19,272,611	\$17,264,004
TOTALS		\$1,243,398,754	\$1,089,525,699	\$423,578,899	\$340,312,267	\$963,276,858	\$731,207,519	\$56,253,995	\$48,058,755	\$2,686,508,506	\$2,209,104,240

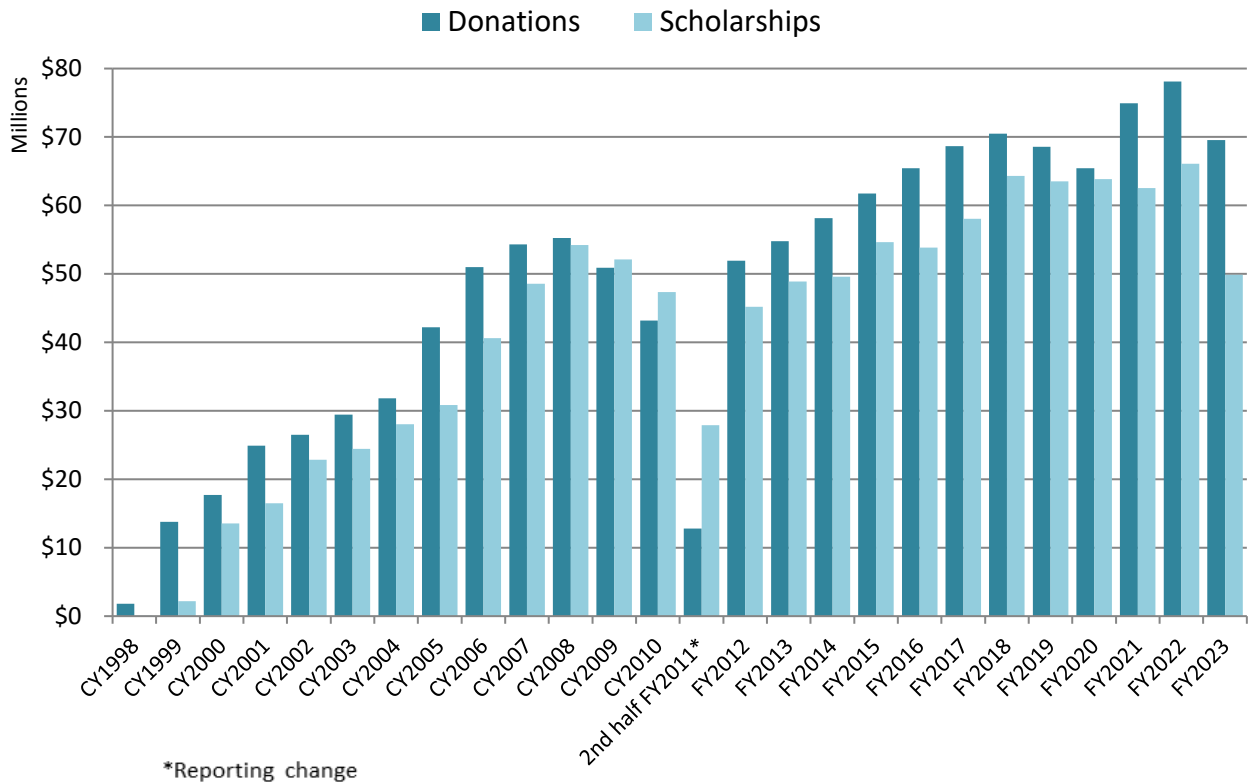
*Arizona Native Scholastic Enrichment Resource Foundation was previously certified to accept both individual and corporate donations prior to 2014.

**Lexington Education Foundation was previously certified to accept both individual and corporate donations between March 2016 and January 2018 and again between March 2018 and February 2019.

ORIGINAL INDIVIDUAL INCOME TAX CREDIT PROGRAM

Arizona allows an individual income tax credit for donations made to STOs that provide scholarships to private schools. There were 54 STOs certified to receive individual donations in FY2023. The original individual income tax credit for contributions to school tuition organizations is governed by A.R.S. § 43-1089 and Chapter 16 in Title 43. The maximum credit amounts are adjusted each year for inflation. For tax year 2023 the original individual income tax credit was \$655 (for single, unmarried head of household and married filing separate taxpayers) and \$1,308 (for married filing joint taxpayers). The original individual scholarship is available to K-12 students and preschool students with disabilities. The scholarship amount cannot exceed the cost of tuition for an academic year.

Growth in Original Individual Credit Program



The following table shows the number of STOs collecting original individual donations in each period, the number of donations and the amount of tax credit donations. The percentage change is calculated for prior year amounts reported. No percentage change is calculated for FY2011 as this is the first fiscal year reporting period. The table also shows the number of STOs providing original individual scholarships in each period, the number of scholarships and the amount of scholarships paid. (For calendar years prior to 2003, the numbers are soft; reporting was not statutorily-required at that time.) As with the donations data, no percentage change is calculated for FY2011 as this was the first fiscal year reporting period. Please note that the number of scholarships paid does not equate to the number of students receiving scholarships. Many families seek scholarships from multiple STOs, resulting in one child being counted several times in the scholarship counts.

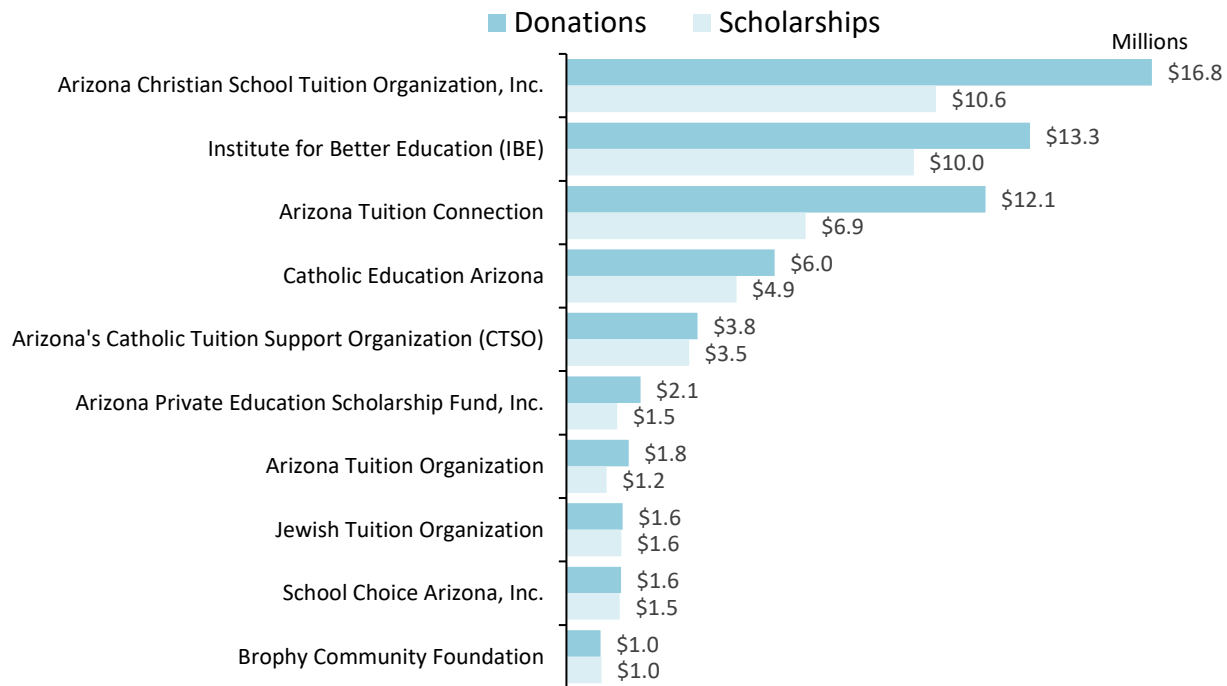
The totals below do not include donation transfers from one STO to another as a result of an STO closure. The donation amounts would have been initially recorded as donations received by the closing STO in the same fiscal year or possibly in a prior fiscal year. The receiving STOs are required to award 90% of the

transferred amount as scholarships to eligible students attending qualified schools. For FY2023 there were no reported transfers.

ORIGINAL INDIVIDUAL INCOME TAX CREDIT PROGRAM

Reporting Year	Original Individual Donations				Original Individual Scholarships			
	# of STOs	# donations	\$ Amount	% change	# of STOs	# scholarships	\$ Amount	% change
CY1998	16	4,248	\$1,815,798		4	128	\$103,790	
CY1999	33	32,023	\$13,781,341		19	3,207	\$2,196,734	
CY2000	36	38,249	\$17,701,284	28.4%	32	15,081	\$13,561,981	517.4%
CY2001	43	46,696	\$24,897,444	40.7%	39	18,049	\$16,484,958	21.6%
CY2002	43	52,203	\$26,512,683	6.5%	43	19,582	\$22,826,746	38.5%
CY2003	51	58,122	\$29,444,972	11.1%	49	20,134	\$24,428,197	7.0%
CY2004	53	63,830	\$31,846,494	8.2%	51	21,146	\$28,025,083	14.7%
CY2005	53	69,239	\$42,196,206	32.5%	51	22,529	\$30,863,153	10.1%
CY2006	56	73,617	\$51,012,326	20.9%	52	24,678	\$40,594,978	31.5%
CY2007	55	76,065	\$54,304,968	6.5%	55	27,153	\$48,561,687	19.6%
CY2008	55	78,434	\$55,260,728	1.8%	54	28,327	\$54,205,394	11.6%
CY2009	54	73,430	\$50,916,897	-7.9%	52	27,592	\$52,126,882	-3.8%
CY2010	53	62,940	\$43,163,214	-15.2%	54	26,430	\$47,333,628	-9.2%
FY2011	50	74,681	\$51,408,122		50	24,039	\$46,091,539	
FY2012	49	76,739	\$51,918,033	1.0%	50	23,828	\$45,209,410	-1.9%
FY2013	48	76,098	\$54,794,058	5.5%	47	25,462	\$48,873,359	8.1%
FY2014	49	80,893	\$58,129,582	6.1%	48	26,972	\$49,608,573	1.5%
FY2015	52	80,933	\$61,740,114	6.2%	50	29,792	\$54,655,984	10.2%
FY2016	55	86,533	\$65,438,155	6.0%	50	31,345	\$53,822,486	-1.5%
FY2017	55	89,192	\$68,640,894	4.9%	53	32,590	\$58,037,619	7.8%
FY2018	59	91,475	\$70,485,289	2.7%	58	34,632	\$64,293,115	10.8%
FY2019	56	88,525	\$68,553,904	-2.7%	55	36,571	\$63,517,206	-1.2%
FY2020	54	82,787	\$65,429,441	-4.6%	53	32,854	\$63,847,766	0.5%
FY2021	53	91,280	\$74,946,864	14.5%	53	32,539	\$62,515,223	-2.1%
FY2022	49	91,236	\$78,104,949	4.2%	49	33,821	\$66,072,237	5.7%
FY2023	51	80,057	\$69,544,712	-11.0%	47	23,826	\$49,878,260	-24.5%

Top 10 STOs by FY2023 Original Individual Donations



FY2023 Original Individual Donations and Scholarships

Table 3 (pg. 16) shows the number, amount and average⁶ of the FY2023 original individual donations received by STO. In addition, the number and amount of scholarships paid by STO as well as the average scholarships⁷ and number of schools receiving scholarships is included. This table also provides the number and amount of original individual future reserved scholarships reported by each STO.

- Arizona Christian School Tuition Organization, Inc. received the most original individual donations in both number and amount of 18,994 donations (23.7% of the total) for \$16,846,630 (24.2% of the total).
- Community Reinvestment Low Income Based Scholarships received the largest average original individual donation amount of \$1,428.
- Arizona Christian School Tuition Organization, Inc. paid the highest amount of original individual scholarships (\$10,634,111 or 21.3% of the total) and also awarded the largest number of scholarships (5,353 scholarships or 22.5% of the total).
- Jewish Education Tax Credit Organization (JETCO) awarded the largest average original individual scholarship of \$9,794.
- Institute for Better Education (IBE) awarded original individual scholarships to a total of 190 schools.
- Six STOs provided original individual scholarships to the required minimum of two private schools. Five STOs provided original individual scholarships to one private school.

There were four STOs that received donations but did not pay scholarships in FY2023. STOs must allocate 90% of the tax credit donations to scholarships within two fiscal years after receipt of the donations.

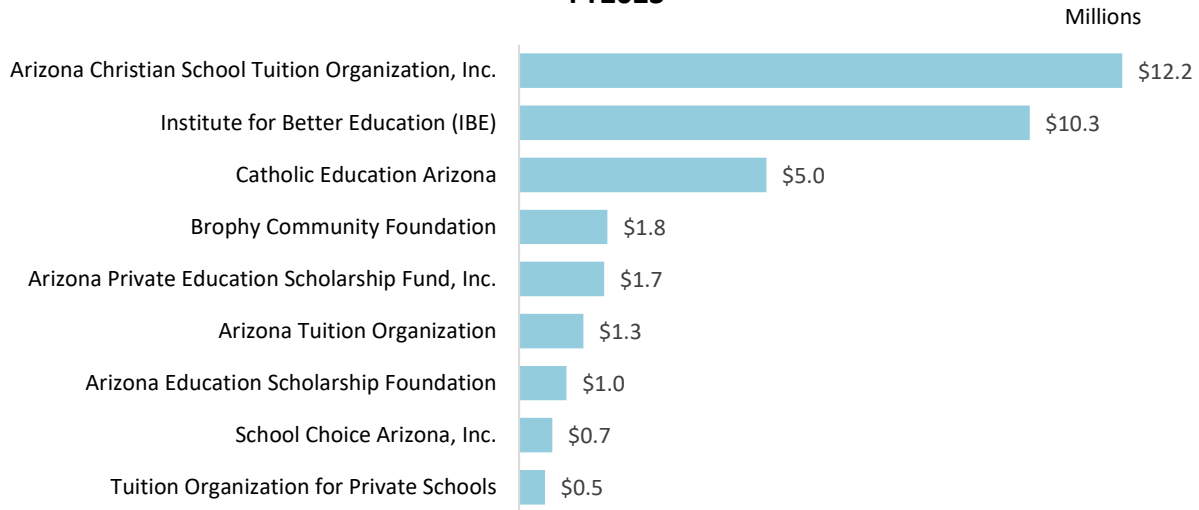
⁶ Because STOs will receive donations in a fiscal year that will include two tax years, the average donation amount may fall between the two tax year donation caps.

⁷ The STO average scholarship calculation will include double counting if a student attends two different private schools during the year and an STO awards the student scholarships to both schools.

Future Reserved Original Individual Scholarships

STOs also reserved scholarships for specific students for future years. Twenty STOs reserved an additional \$36,819,207 in the original individual donation program, which constituted 13,718 scholarships Arizona Christian School Tuition Organization, Inc. reported reserving the largest amount of original individual donations for future year scholarships of \$12,196,163 for 4,993 students. Please note that a portion of the reserved future year awards reported by STOs may be for scholarships to be awarded in the upcoming academic year.

Future Reserved Original Individual Scholarships Greater than \$500,000 in FY2023



FY2023 Original Individual Scholarships by Income Level

STOs are required to report the percentage of scholarship dollars that go to families with income of 185% or less of poverty level and the percentage of scholarship dollars that go to families with income ranging from above 185% of poverty level to 342.25% of poverty level. For the 2022-2023 academic year, 342.25% of the federal poverty level for a household of four was \$94,974.

Overall Share of FY2023 Original Individual Scholarships by Family Income

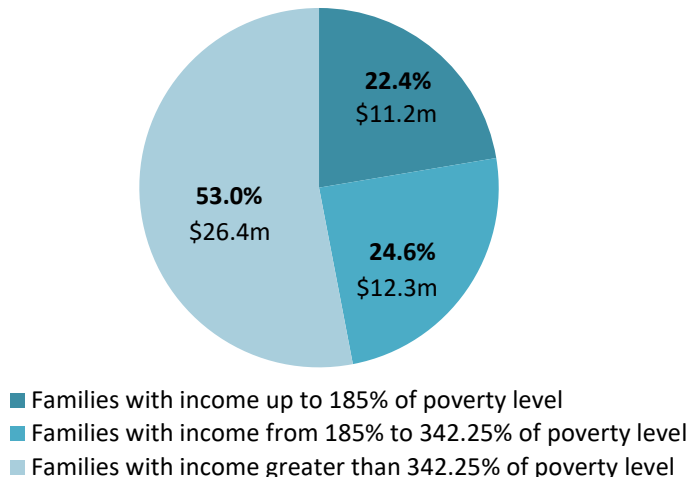


Table 4 (pg. 18) shows the income level percentages for each STO. One organization gave 100% of their original individual scholarships to children in families with income of 185% or less of poverty level while one STO gave 100% of their scholarships to children in families with income up to 342.25% of the poverty level. There were 18 STOs that gave more than 50% of their original individual scholarships to children of families with income greater than 342.25% of poverty level.

Original Individual Credit Program 90/10 Calculation

All STOs certified to collect original individual donations in FY2023 were evaluated as to their status in relation to the requirement that 90% of all revenue must be paid out in scholarships. From an administrative viewpoint, no STO is expected to pay out 90% of donations it receives in the current year for scholarships the same year. There will always be a lag between revenue received and revenue paid out and it does not mean that an STO with a percentage of less than 90% is in violation of the law. The 90% requirement is evaluated using two different methods: 1) a review of total donations and scholarships over the life of the STO and 2) calculating 90% of credit donations received in a particular fiscal year and tracking the amount to be awarded within the following two fiscal years. The following table shows the lifetime percentage calculated based on total donations and scholarships (method #1) for those STOs certified to receive original individual donations in FY2023.

Original Individual Credit Program Lifetime 90/10 Ratios

School Tuition Organization	Ratio	School Tuition Organization	Ratio
Students First Foundation	108.7%	Education Liberty Fund	90.5%
Arizona Education and Scholarship Opportunity Program	105.7%	Arizona Private Education Scholarship Fund, Inc.	90.2%
Montessori Charity Foundation	102.7%	Arizona Leadership Foundation	90.0%
Best Student Fund	98.2%	A+ Tuition Assistance	90.0%
Arizona School Choice Trust	98.2%	Tuition Organization for Private Schools	89.7%
Brophy Community Foundation	97.3%	Pappas Kids Schoolhouse Foundation	89.5%
Arizona Adventist Scholarships, Inc.	97.2%	Institute for Better Education (IBE)	88.6%
Cochise Christian School Tuition Organization	96.3%	Financial Assistance for Independent Schools	88.1%
Arizona International Academy Scholarship Fund	96.1%	Christian Scholarship Fund of Arizona	86.9%
Jewish Tuition Organization	95.9%	Jewish Education Tax Credit Organization (JETCO)	86.6%
Lutheran Education Foundation	95.7%	White Mountain Tuition Support Foundation	86.3%
Yuma's Education Scholarship Fund for Kids	95.3%	Arizona Education Scholarship Foundation	85.0%
Catholic Education Arizona	95.2%	Chabad Tuition Organization	84.1%
Dynamite Montessori Foundation	94.7%	School Choice Arizona, Inc.	83.3%
Orme Primavera Schools Foundation	93.6%	Arizona Tax Credit	81.6%
Christ Lutheran School Tuition Organization	92.5%	America's Scholarship Konnection Inc	77.1%
Scholarships for Educational Excellence Foundation	92.4%	Private School Tuition Fund 123	76.4%
Arizona Tuition Organization	91.5%	Arizona Private School Tuition Organization	70.7%
Arizona Episcopal Schools Foundation	91.4%	Academic Opportunity of Arizona	69.7%
Arizona Independent Schools Scholarship Foundation	91.3%	Arizona Tuition Connection	66.0%
Arizona Christian School Tuition Organization, Inc.	91.2%	School Tuition Organization 4 Kidz	65.9%
Community Tuition Grant Organization, Inc.	90.8%	ISpecialNeedsScholarships.org	62.2%
School Tuition Association of Yuma	90.7%	Valley Tuition Organization	55.2%
Northern Arizona Christian School Scholarship Fund	90.5%	New Hope Scholarship Foundation	45.6%
Arizona's Catholic Tuition Support Organization (CTSO)	90.5%		

Three STOs had a percentage greater than 100%. In most cases this occurs because the scholarships reported in their annual report were paid with revenue that was not tax credit donations or due to reserved scholarships for specific students in future years. One STO has lifetime ratios below 50.0 because they are a newer STO; their scholarships should increase significantly within the next year or two. These percentages are being monitored annually and if STOs with low percentages do not improve, ADOR will review that program to determine the reason. Based on the yearly 90% calculation (method #2), there was one STO found in violation of the 90% requirement which corrected the issue within the statutorily allowed 90-day period.

Table 3
FY2023 Original Individual Donations and Scholarships by School Tuition Organization

School Tuition Organization	Donations			Scholarships				Future Reserved Scholarships	
	#	\$ Amount	Average	#	\$ Amount	Average	# of Schools	#	\$ Amount
SpecialNeedsScholarships.org	200	\$164,257	\$821	7	\$51,688	\$7,384	3	5	\$212,728
A+ Tuition Assistance	9	\$9,258	\$1,029	4	\$6,809	\$1,702	3	3	\$1,523
Academic Opportunity of Arizona	60	\$51,032	\$851	12	\$64,473	\$5,373	6	0	\$0
America's Scholarship Konnection Inc	12	\$12,073	\$1,006	4	\$6,480	\$1,620	1	0	\$0
Arizona Adventist Scholarships, Inc.	301	\$233,386	\$775	123	\$157,274	\$1,279	10	39	\$34,036
Arizona Christian School Tuition Organization, Inc.	18,994	\$16,846,630	\$887	5,353	\$10,634,111	\$1,987	119	4,993	\$12,196,163
Arizona Education and Scholarship Opportunity Program	42	\$33,763	\$804	11	\$69,400	\$6,309	1	0	\$0
Arizona Education Scholarship Foundation	767	\$731,259	\$953	170	\$206,785	\$1,216	26	509	\$958,444
Arizona Episcopal Schools Foundation	806	\$652,726	\$810	174	\$779,471	\$4,480	5	8	\$44,709
Arizona Independent Schools Scholarship Foundation	714	\$711,369	\$996	147	\$539,165	\$3,668	3	0	\$0
Arizona International Academy Scholarship Fund	24	\$23,057	\$961	5	\$30,128	\$6,026	3	0	\$0
Arizona Private Education Scholarship Fund, Inc.	2,192	\$2,129,745	\$972	591	\$1,462,164	\$2,474	66	739	\$1,723,345
Arizona Private School Tuition Organization	591	\$469,417	\$794	86	\$226,301	\$2,631	17	0	\$0
Arizona School Choice Trust	394	\$255,651	\$649	96	\$283,700	\$2,955	15	64	\$192,000
Arizona Tax Credit	388	\$390,510	\$1,006	253	\$337,833	\$1,335	29	35	\$64,209
Arizona Tuition Connection	12,841	\$12,053,748	\$939	2,739	\$6,882,754	\$2,513	163	0	\$0
Arizona Tuition Organization	1,946	\$1,787,728	\$919	595	\$1,159,236	\$1,948	7	740	\$1,300,881
Arizona's Catholic Tuition Support Organization (CTSO)	4,695	\$3,771,239	\$803	1,697	\$3,528,877	\$2,079	29	212	\$476,211
Best Student Fund	123	\$122,301	\$994	29	\$103,600	\$3,572	1	0	\$0
Brophy Community Foundation	1,093	\$982,597	\$899	169	\$1,005,758	\$5,951	2	140	\$1,787,998
Calvary Community Bible Fellowship	12	\$8,159	\$680	0	\$0			0	\$0
Catholic Education Arizona	7,305	\$5,990,035	\$820	3,221	\$4,891,301	\$1,519	38	2,487	\$5,000,913
Chabad Tuition Organization	305	\$250,858	\$822	8	\$22,502	\$2,813	1	0	\$0
Christ Lutheran School Tuition Organization	144	\$122,039	\$847	32	\$123,135	\$3,848	3	0	\$0
Christian Scholarship Fund of Arizona	166	\$124,593	\$751	43	\$115,758	\$2,692	8	0	\$0
Cochise Christian School Tuition Organization	365	\$335,298	\$919	80	\$173,319	\$2,166	9	149	\$389,865
Community Reinvestment Low Income Based Scholarships	9	\$12,853	\$1,428	0	\$0			0	\$0
Community Tuition Grant Organization, Inc.	61	\$42,057	\$689	14	\$41,030	\$2,931	3	0	\$0
Dynamite Montessori Foundation	115	\$101,661	\$884	33	\$93,454	\$2,832	5	0	\$0
Education Liberty Fund	9	\$3,735	\$415	2	\$5,034	\$2,517		0	\$0
Financial Assistance for Independent Schools	260	\$212,396	\$817	46	\$204,885	\$4,454	2	0	\$0
Institute for Better Education (IBE)	14,105	\$13,333,540	\$945	4,460	\$9,993,237	\$2,241	190	2,270	\$10,323,203
Jewish Education Tax Credit Organization (JETCO)	551	\$416,845	\$757	42	\$411,327	\$9,794	2	0	\$0
Jewish Tuition Organization	1,876	\$1,619,980	\$864	560	\$1,576,233	\$2,815	6	0	\$0
Lutheran Education Foundation	71	\$55,768	\$785	51	\$73,665	\$1,444	5	0	\$0
Montessori Charity Foundation	27	\$23,160	\$858	10	\$39,725	\$3,973	2	0	\$0
New Hope Scholarship Foundation	9	\$8,072	\$897	0	\$0			0	\$0
Northern Arizona Christian School Scholarship Fund	519	\$453,456	\$874	211	\$378,417	\$1,793	3	144	\$436,508
Orme Primavera Schools Foundation	226	\$208,872	\$924	38	\$270,598	\$7,121	2	0	\$0
Pappas Kids Schoolhouse Foundation	585	\$558,077	\$954	571	\$519,625	\$910	32	0	\$0
Private School Tuition Fund 123	24	\$27,744	\$1,156	13	\$45,179	\$3,475	3	6	\$32,540
Scholarships for Educational Excellence Foundation	49	\$44,024	\$898	3	\$6,480	\$2,160	1	0	\$0
School Choice Arizona, Inc.	4,394	\$1,570,636	\$357	1,159	\$1,537,685	\$1,327	131	667	\$674,303
School Tuition Association of Yuma	82	\$72,933	\$889	33	\$61,425	\$1,861	5	0	\$0
School Tuition Organization 4 Kidz	476	\$479,553	\$1,007	107	\$252,300	\$2,358	29	0	\$0
Students First Foundation	18	\$16,399	\$911	29	\$26,375	\$909	8	0	\$0
Tuition Organization for Private Schools	938	\$894,067	\$953	483	\$715,790	\$1,482	65	282	\$525,058

Table 3
FY2023 Original Individual Donations and Scholarships by School Tuition Organization

School Tuition Organization	Donations			Scholarships			Future Reserved Scholarships		
	#	\$ Amount	Average	#	\$ Amount	Average	# of Schools	#	\$ Amount
Valley Tuition Organization	45	\$45,178	\$1,004	3	\$21,666	\$7,222	3	0	\$0
Verde Valley School Tuition Organization	77	\$100,015	\$1,299	0	\$0			0	\$0
White Mountain Tuition Support Foundation	302	\$264,190	\$875	51	\$205,694	\$4,033	2	0	\$0
Yuma's Education Scholarship Fund for Kids	740	\$716,773	\$969	258	\$536,414	\$2,079	8	226	\$444,571
TOTALS	80,057	\$69,544,712	\$869	23,826	\$49,878,260	\$2,093	350	13,718	\$36,819,207

Table 4
FY2023 Original Individual Scholarships by Income Level

School Tuition Organization	Original Individual Scholarships	% of Scholarships to Families with		
		Income up to 185% of Poverty Level	Income from 185% to 342.25% of Poverty Level	Remaining %
ISpecialNeedsScholarships.org	\$51,688	32.9%	28.9%	38.2%
A+ Tuition Assistance	\$6,809	0.0%	100.0%	0.0%
Academic Opportunity of Arizona	\$64,473	50.4%	49.6%	0.0%
America's Scholarship Konnection Inc	\$6,480	39.4%	60.6%	0.0%
Arizona Adventist Scholarships, Inc.	\$157,274	50.0%	37.4%	12.7%
Arizona Christian School Tuition Organization, Inc.	\$10,634,111	20.8%	30.4%	48.7%
Arizona Education and Scholarship Opportunity Program	\$69,400	100.0%	0.0%	0.0%
Arizona Education Scholarship Foundation	\$206,785	9.2%	13.3%	77.4%
Arizona Episcopal Schools Foundation	\$779,471	60.4%	21.1%	18.6%
Arizona Independent Schools Scholarship Foundation	\$539,165	20.6%	28.2%	51.2%
Arizona International Academy Scholarship Fund	\$30,128	0.0%	30.8%	69.2%
Arizona Private Education Scholarship Fund, Inc.	\$1,462,164	18.5%	20.8%	60.7%
Arizona Private School Tuition Organization	\$226,301	17.6%	4.1%	78.2%
Arizona School Choice Trust	\$283,700	52.9%	47.1%	0.0%
Arizona Tax Credit	\$337,833	18.1%	29.7%	52.1%
Arizona Tuition Connection	\$6,882,754	7.1%	12.7%	80.2%
Arizona Tuition Organization	\$1,159,236	14.8%	40.7%	44.5%
Arizona's Catholic Tuition Support Organization (CTSO)	\$3,528,877	29.0%	53.3%	17.7%
Best Student Fund	\$103,600	75.3%	24.7%	0.0%
Brophy Community Foundation	\$1,005,758	62.0%	29.5%	8.5%
Catholic Education Arizona	\$4,891,301	37.2%	19.6%	43.3%
Chabad Tuition Organization	\$22,502	35.1%	31.6%	33.3%
Christ Lutheran School Tuition Organization	\$123,135	49.0%	27.5%	23.5%
Christian Scholarship Fund of Arizona	\$115,758	79.1%	20.9%	0.0%
Cochise Christian School Tuition Organization	\$173,319	30.4%	29.6%	40.1%
Community Tuition Grant Organization, Inc.	\$41,030	67.4%	32.6%	0.0%
Dynamite Montessori Foundation	\$93,454	22.3%	19.5%	58.2%
Education Liberty Fund	\$5,034	0.0%	0.0%	100.0%
Financial Assistance for Independent Schools	\$204,885	30.3%	12.9%	56.8%
Institute for Better Education (IBE)	\$9,993,237	11.5%	19.1%	69.4%
Jewish Education Tax Credit Organization (JETCO)	\$411,327	26.0%	16.2%	57.8%
Jewish Tuition Organization	\$1,576,233	9.3%	8.9%	81.8%
Lutheran Education Foundation	\$73,665	51.1%	43.7%	5.3%
Montessori Charity Foundation	\$39,725	48.1%	51.9%	0.0%
Northern Arizona Christian School Scholarship Fund	\$378,417	25.1%	44.6%	30.3%
Orme Primavera Schools Foundation	\$270,598	33.4%	28.5%	38.0%
Pappas Kids Schoolhouse Foundation	\$519,625	95.9%	4.1%	0.0%
Private School Tuition Fund 123	\$45,179	48.8%	45.3%	5.9%
Scholarships for Educational Excellence Foundation	\$6,480	75.0%	0.0%	25.0%
School Choice Arizona, Inc.	\$1,537,685	44.5%	25.2%	30.3%

Table 4
FY2023 Original Individual Scholarships by Income Level

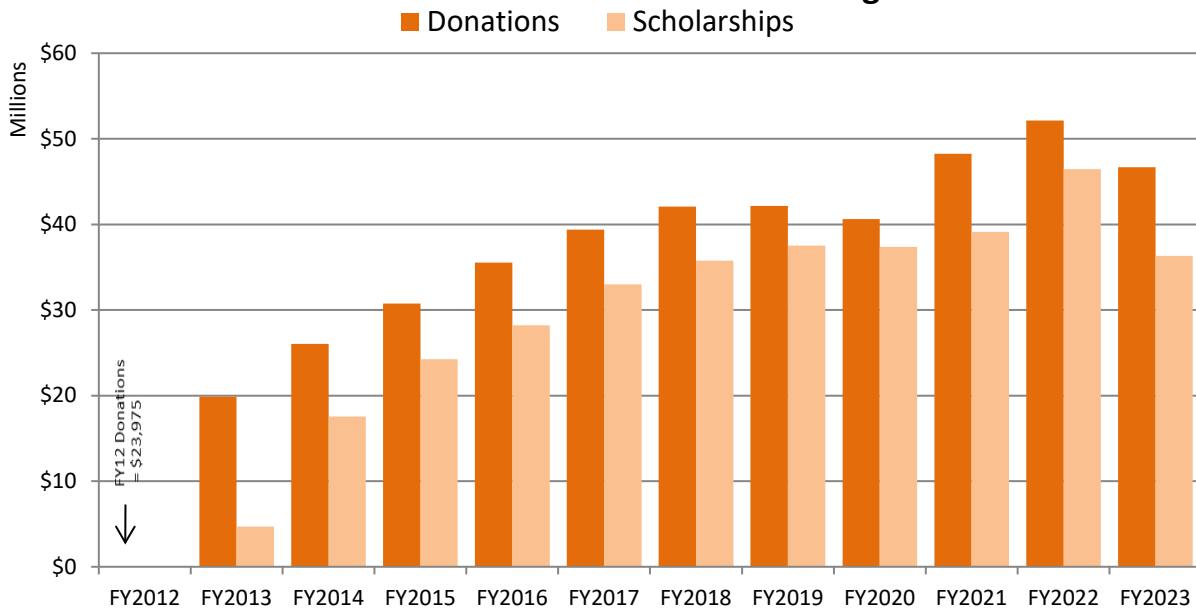
School Tuition Organization	Original Individual Scholarships	% of Scholarships to Families with		
		Income up to 185% of Poverty Level	Income from 185% to 342.25% of Poverty Level	Remaining %
School Tuition Association of Yuma	\$61,425	25.8%	5.7%	68.5%
School Tuition Organization 4 Kidz	\$252,300	5.6%	28.6%	65.8%
Students First Foundation	\$26,375	0.0%	52.1%	47.9%
Tuition Organization for Private Schools	\$715,790	16.8%	38.1%	45.1%
Valley Tuition Organization	\$21,666	0.0%	0.0%	100.0%
White Mountain Tuition Support Foundation	\$205,694	9.7%	1.0%	89.4%
Yuma's Education Scholarship Fund for Kids	\$536,414	11.9%	27.0%	61.2%
TOTALS	\$49,878,260	22.4%	24.6%	53.0%

SWITCHER INDIVIDUAL INCOME TAX CREDIT PROGRAM

Arizona allows a second individual income tax credit for individuals wanting to give more than the amount allowed for an individual income tax credit under the original individual income tax credit program. There were 54 STOs certified to receive individual donations in FY2023. The switcher individual income tax credit for contributions to school tuition organizations is governed by A.R.S. § 43-1089.03 and Chapter 16 in Title 43. The maximum credit amounts are adjusted each year for inflation. After donating \$655 or \$1,308 for the original individual income tax credit, individuals could donate up to an additional \$652 or \$1,301 (depending on filing status) in tax year 2023 and take this additional credit.

The switcher individual scholarship is available to K-12 students and preschool students with disabilities. Students receiving scholarships paid from the switcher individual donations must meet one of the following requirements: attended a public school as a full-time student for at least 90 days of the prior fiscal year and then transferred from a public school to a private school; OR is enrolling in a private school kindergarten; OR is enrolling in a private preschool program for students with disabilities; OR is a dependent of a member of the armed forces of the United States who is stationed in Arizona pursuant to military orders; OR was homeschooled before enrolling in private school; OR moved to this state from out of state before enrolling in a private school; OR participated in an Arizona Empowerment Scholarship Account (ESA) and did not renew the account or accept the ESA scholarship in order to accept a switcher scholarship; OR received for any prior year a scholarship under one of the above criteria OR from the low-income corporate donation program or the disabled/displaced corporate donation program if the child continued to attend a private school in subsequent years. The scholarship amount cannot exceed the cost of tuition for an academic year.

Growth in Switcher Individual Credit Program



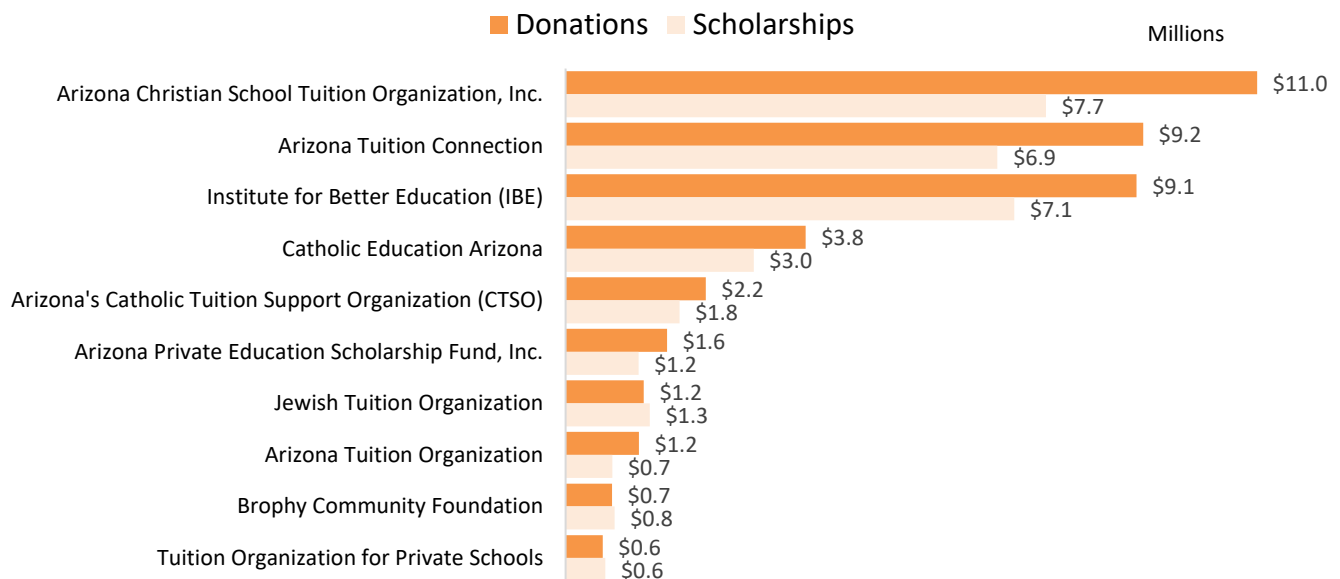
The following table shows the number of STOs collecting switcher individual donations in each period, the number of donations and the amount of tax credit donations. The percentage change is calculated for prior year amounts reported. The table also shows the number of STOs providing switcher individual scholarships in each period, the number of scholarships and the amount of scholarships paid. Please note that the number of scholarships paid does not equate to the number of students receiving scholarships. Many families seek scholarships from multiple STOs, resulting in one child being counted several times in the scholarship counts.

The totals below do not include donation transfers from one STO to another as a result of an STO closure. The donation amounts would have been initially recorded as donations received by the closing STO in the same fiscal year or possibly in a prior fiscal year. The receiving STOs are required to award 90% of the transferred amount as scholarships to eligible students attending qualified schools. For FY2023 there were no reported transfers.

SWITCHER INDIVIDUAL INCOME TAX CREDIT PROGRAM

Reporting Year	Switcher Individual Donations				Switcher Individual Scholarships			
	# of STOs	# donations	\$ Amount	% change	# of STOs	# scholarships	\$ Amount	% change
FY2012	7	34	\$23,975		0	0	\$0	
FY2013	48	25,713	\$19,891,765	N/A	36	4,473	\$4,681,192	
FY2014	49	32,460	\$26,060,133	31.0%	46	13,258	\$17,561,278	275.1%
FY2015	52	37,686	\$30,760,244	18.0%	52	16,284	\$24,261,494	38.2%
FY2016	55	42,345	\$35,523,266	15.5%	50	20,776	\$28,213,775	16.3%
FY2017	54	47,053	\$39,382,571	10.9%	51	22,349	\$33,012,847	17.0%
FY2018	59	50,117	\$42,087,496	6.9%	56	24,669	\$35,780,397	8.4%
FY2019	56	49,798	\$42,165,704	0.2%	55	26,860	\$37,508,815	4.8%
FY2020	54	46,588	\$40,608,940	-3.7%	51	25,383	\$37,359,042	-0.4%
FY2021	52	53,952	\$48,249,948	18.8%	51	27,089	\$39,142,396	4.8%
FY2022	49	56,003	\$52,129,496	8.0%	48	28,641	\$46,468,192	18.7%
FY2023	49	49,323	\$46,695,361	-10.4%	47	21,241	\$36,322,839	-21.8%

Top 10 STOs by FY2023 Switcher Individual Donations



FY2023 Switcher Individual Donations and Scholarships

Table 5 (pg. 25) shows the number, amount and average⁸ of the FY2023 switcher individual donations received by STO. In addition, the number and amount of scholarships paid by STO as well as the average⁹

⁸ Because STOs will receive donations in a fiscal year that will include two tax years, the average donation amount may fall between the two tax year donation caps.

⁹ The STO average scholarship calculation will include double counting if a student attends two different private schools during the year and an STO awards the student scholarships to both schools.

scholarships and number of schools receiving scholarships is included. This table also provides the number and amount of switcher individual future reserved scholarships reported by each STO.

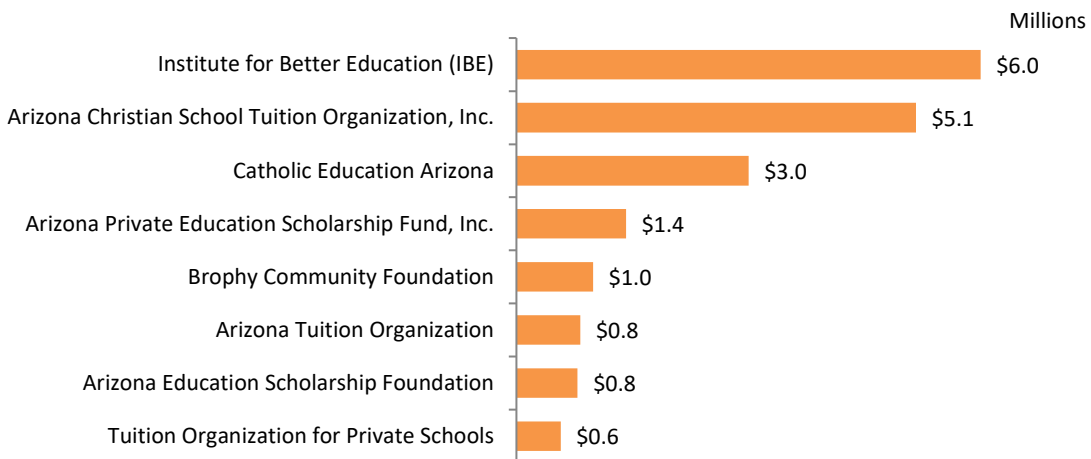
- Arizona Christian School Tuition Organization, Inc. received the most switcher individual donations in both number and amount of 11,554 donations (23.4% of the total) for \$11,016,127 (23.6% of the total).
- Students First Foundation received the largest average switcher individual donation amount of \$1,122.
- Arizona Christian School Tuition Organization, Inc. paid the highest amount of switcher individual scholarships (\$7,651,214 or 21.1% of the total) and also awarded the largest number of scholarships (4,951 scholarships or 23.3% of total).
- Jewish Education Tax Credit Organization (JETCO) awarded the largest average switcher individual scholarship of \$11,259.
- Institute for Better Education (IBE) awarded switcher individual scholarships to a total of 186 schools.
- Four STOs provided switcher individual scholarships to the required minimum of two private schools. Six STOs provided switcher individual scholarships to one private school.

There were two STOs that received donations but did not pay scholarships in FY2023. STOs must allocate 90% of the tax credit donations to scholarships within two fiscal years after receipt of the donations.

Future Reserved Switcher Individual Scholarships

STOs also reserved scholarships for specific students for future years. Twenty STOs reserved an additional \$20,437,106 in the switcher individual donation program, which constituted 12,304 scholarships. Institute for Better Education (IBE) reported in FY2023 reserving the largest amount of switcher individual donations for future year scholarships of \$5,985,147 for 1,929 students. It should be noted that a portion of the reserved future year awards reported by STOs may be for scholarships to be awarded in the upcoming academic year.

STOs Reporting Reserved Switcher Individual Scholarships Greater than \$500,000 in FY2023



FY2023 Switcher Individual Scholarships by Income Level

STOs are required to report the percentage of scholarship dollars that go to families with income of 185% or less of poverty level and the percentage of scholarship dollars that go to families with income ranging from

above 185% of poverty level to 342.25% of poverty level. For the 2022-2023 academic year, 342.25% of the federal poverty level for a household of four was \$94,974.

Overall Share of FY2023 Switcher Individual Scholarships by Family Income

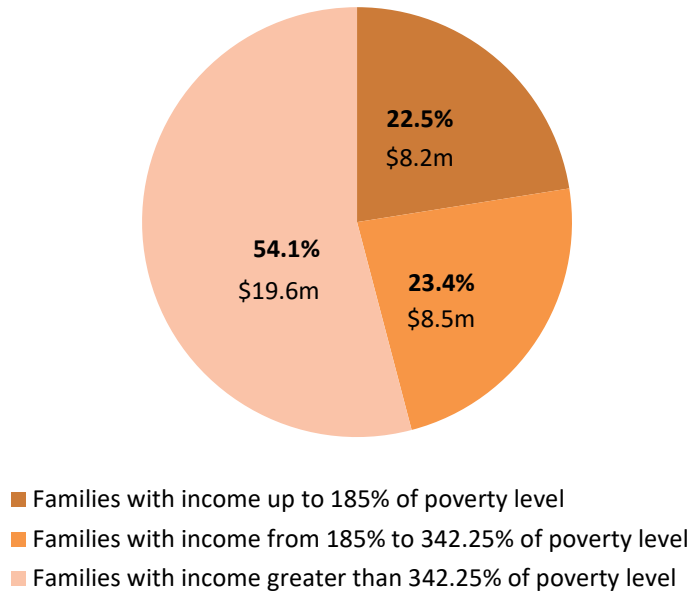


Table 6 (pg. 27) shows the income level percentages for each STO. No organizations gave 100% of their switcher individual scholarships to children in families with income of 185% or less of poverty level while two STOs gave 100% of their scholarships to children in families with income up to 342.25% of the poverty level. There were 17 STOs that gave more than 50% of their switcher individual scholarships to children of families with income greater than 342.25% of poverty level.

Switcher Individual Credit Program 90/10 Calculation

All STOs certified to collect switcher individual donations in FY2023 were evaluated as to their status in relation to the requirement that 90% of all revenue must be paid out in scholarships. From an administrative viewpoint, no STO is expected to pay out 90% of donations it receives in the current year for scholarships the same year. There will always be a lag between revenue received and revenue paid out and it does not mean that an STO with a percentage of less than 90% is in violation of the law. The 90% requirement is evaluated using two different methods: 1) a review of total donations and scholarships over the life of the STO and 2) calculating 90% of credit donations received in a particular fiscal year and tracking the amount to be awarded within the following two fiscal years. The following table shows the lifetime percentage calculated based on total donations and scholarships (method #1) for those STOs certified to receive switcher individual donations in FY2023.

Switcher Individual Credit Program Lifetime 90/10 Ratios

School Tuition Organization	Ratio	School Tuition Organization	Ratio
Lutheran Education Foundation	100.5%	Tuition Organization for Private Schools	85.5%
Arizona International Academy Scholarship Fund	98.6%	Arizona Leadership Foundation	84.6%
Brophy Community Foundation	96.2%	Institute for Better Education (IBE)	84.3%
Students First Foundation	95.4%	Jewish Tuition Organization	84.2%
Chabad Tuition Organization	94.4%	Arizona Adventist Scholarships, Inc.	84.2%
Orme Primavera Schools Foundation	93.7%	Arizona School Choice Trust	83.3%
!SpecialNeedsScholarships.org	92.9%	Financial Assistance for Independent Schools	82.7%
Cochise Christian School Tuition Organization	92.8%	Christ Lutheran School Tuition Organization	82.6%
Yuma's Education Scholarship Fund for Kids	91.4%	Community Tuition Grant Organization, Inc.	82.4%
Pappas Kids Schoolhouse Foundation	90.2%	Arizona's Catholic Tuition Support Organization (CTSO)	82.1%
Dynamite Montessori Foundation	90.1%	Arizona Tax Credit	80.9%
Arizona Private Education Scholarship Fund, Inc.	90.1%	School Choice Arizona, Inc.	79.3%
Education Liberty Fund	90.0%	White Mountain Tuition Support Foundation	77.2%
A+ Tuition Assistance	90.0%	Scholarships for Educational Excellence Foundation	76.6%
Northern Arizona Christian School Scholarship Fund	89.4%	Private School Tuition Fund 123	75.4%
Arizona Tuition Organization	89.1%	Arizona Private School Tuition Organization	74.6%
Best Student Fund	89.0%	Arizona Tuition Connection	72.0%
Arizona Independent Schools Scholarship Foundation	88.0%	America's Scholarship Konnection Inc	70.3%
Christian Scholarship Fund of Arizona	88.0%	Arizona Education Scholarship Foundation	69.8%
Jewish Education Tax Credit Organization (JETCO)	87.4%	School Tuition Organization 4 Kidz	65.7%
School Tuition Association of Yuma	87.3%	Arizona Education and Scholarship Opportunity Program	63.5%
Catholic Education Arizona	87.0%	Valley Tuition Organization	60.0%
Academic Opportunity of Arizona	86.9%	Montessori Charity Foundation	56.0%
Arizona Christian School Tuition Organization, Inc.	86.7%	New Hope Scholarship Foundation	41.8%
Arizona Episcopal Schools Foundation	86.5%		

One STO had a percentage greater than 100%. In most cases this occurs because scholarships reported in their annual report were paid with revenue that was not tax credit donations or due to reserved scholarships for specific students in future years. One STO has a lifetime ratio below 50.0 because they recently began receiving contributions for the program; their scholarships should increase significantly within the next year or two. These percentages are being monitored annually and if STOs with low percentages do not improve, ADOR will review that program to determine the reason. Based on the yearly 90% calculation (method #2), there was one STO found in violation of the 90% requirement which corrected the issue within the statutorily allowed 90-day period.

Table 5
FY2023 Switcher Individual Donations and Scholarships by School Tuition Organization

School Tuition Organization	Donations			Scholarships				Future Reserved Scholarships	
	#	\$ Amount	Average	#	\$ Amount	Average	# of Schools	#	\$ Amount
!SpecialNeedsScholarships.org	116	\$104,559	\$901	5	\$29,582	\$5,916	4	7	\$205,352
A+ Tuition Assistance	6	\$5,506	\$918	2	\$3,573	\$1,787	1	1	\$1,382
Academic Opportunity of Arizona	38	\$31,070	\$818	13	\$81,327	\$6,256	4	0	\$0
America's Scholarship Konnection Inc	11	\$11,551	\$1,050	4	\$6,478	\$1,620	1	0	\$0
Arizona Adventist Scholarships, Inc.	116	\$91,797	\$791	20	\$37,694	\$1,885	10	10	\$7,885
Arizona Christian School Tuition Organization, Inc.	11,554	\$11,016,127	\$953	4,951	\$7,651,214	\$1,545	116	4,032	\$5,149,373
Arizona Education and Scholarship Opportunity Program	27	\$18,930	\$701	1	\$6,641	\$6,641	1	0	\$0
Arizona Education Scholarship Foundation	549	\$527,047	\$960	130	\$122,962	\$946	23	389	\$787,809
Arizona Episcopal Schools Foundation	449	\$403,833	\$899	153	\$479,849	\$3,136	5	0	\$0
Arizona Independent Schools Scholarship Foundation	534	\$569,110	\$1,066	151	\$486,807	\$3,224	3	0	\$0
Arizona International Academy Scholarship Fund	14	\$12,844	\$917	2	\$8,651	\$4,325	1	0	\$0
Arizona Private Education Scholarship Fund, Inc.	1,651	\$1,616,228	\$979	526	\$1,163,972	\$2,213	62	678	\$1,412,106
Arizona Private School Tuition Organization	334	\$303,126	\$908	81	\$200,783	\$2,479	17	0	\$0
Arizona School Choice Trust	152	\$157,595	\$1,037	47	\$128,361	\$2,731	23	46	\$265,500
Arizona Tax Credit	272	\$282,366	\$1,038	172	\$282,626	\$1,643	27	27	\$34,769
Arizona Tuition Connection	9,570	\$9,201,040	\$961	2,683	\$6,880,452	\$2,564	187	0	\$0
Arizona Tuition Organization	1,200	\$1,170,564	\$975	489	\$743,935	\$1,521	7	640	\$823,628
Arizona's Catholic Tuition Support Organization (CTSO)	2,563	\$2,232,582	\$871	1,693	\$1,816,883	\$1,073	33	129	\$294,712
Best Student Fund	84	\$87,004	\$1,036	13	\$50,500	\$3,885	1	0	\$0
Brophy Community Foundation	740	\$741,242	\$1,002	133	\$781,608	\$5,877	2	94	\$989,275
Calvary Community Bible Fellowship	9	\$4,829	\$537	0	\$0			0	\$0
Catholic Education Arizona	4,229	\$3,823,654	\$904	3,249	\$2,998,401	\$923	38	3,391	\$2,992,302
Chabad Tuition Organization	190	\$167,888	\$884	18	\$147,710	\$8,206	1	0	\$0
Christ Lutheran School Tuition Organization	79	\$79,750	\$1,009	15	\$83,215	\$5,548	1	0	\$0
Christian Scholarship Fund of Arizona	70	\$50,574	\$722	25	\$64,915	\$2,597	9	0	\$0
Cochise Christian School Tuition Organization	178	\$166,388	\$935	60	\$100,708	\$1,678	7	95	\$200,004
Community Tuition Grant Organization, Inc.	41	\$32,289	\$788	14	\$29,896	\$2,135	3	0	\$0
Dynamite Montessori Foundation	84	\$78,185	\$931	21	\$78,047	\$3,717	5	0	\$0
Education Liberty Fund	9	\$3,714	\$413	2	\$2,566	\$1,283		0	\$0
Financial Assistance for Independent Schools	146	\$141,772	\$971	35	\$117,937	\$3,370	1	0	\$0
Institute for Better Education (IBE)	9,450	\$9,095,778	\$963	3,876	\$7,146,699	\$1,844	186	1,929	\$5,985,147
Jewish Education Tax Credit Organization (JETCO)	371	\$313,283	\$844	41	\$461,612	\$11,259	1	0	\$0
Jewish Tuition Organization	1,274	\$1,246,782	\$979	470	\$1,344,029	\$2,860	6	0	\$0
Lutheran Education Foundation	41	\$35,324	\$862	16	\$36,563	\$2,285	5	0	\$0
Montessori Charity Foundation	34	\$33,486	\$985	2	\$17,500	\$8,750	1	0	\$0
New Hope Scholarship Foundation	7	\$3,764	\$538	0	\$0			0	\$0
Northern Arizona Christian School Scholarship Fund	270	\$226,447	\$839	198	\$211,626	\$1,069	3	109	\$201,004
Orme Primavera Schools Foundation	116	\$107,816	\$929	35	\$131,659	\$3,762	2	0	\$0
Pappas Kids Schoolhouse Foundation	395	\$383,497	\$971	213	\$349,719	\$1,642	17	0	\$0
Private School Tuition Fund 123	19	\$17,238	\$907	8	\$24,199	\$3,025	3	5	\$20,942
Scholarships for Educational Excellence Foundation	34	\$33,006	\$971	4	\$10,100	\$2,525	2	0	\$0
School Choice Arizona, Inc.	581	\$381,853	\$657	553	\$382,909	\$692	102	284	\$131,580
School Tuition Association of Yuma	61	\$54,495	\$893	20	\$40,710	\$2,036	4	0	\$0
School Tuition Organization 4 Kidz	311	\$311,881	\$1,003	102	\$159,309	\$1,562	26	0	\$0
Students First Foundation	9	\$10,100	\$1,122	34	\$20,000	\$588	8	0	\$0
Tuition Organization for Private Schools	605	\$591,372	\$977	552	\$632,547	\$1,146	67	233	\$570,161
Valley Tuition Organization	39	\$40,971	\$1,051	3	\$19,174	\$6,391	2	1	\$10,848

Table 5
FY2023 Switcher Individual Donations and Scholarships by School Tuition Organization

School Tuition Organization	Donations			Scholarships			Future Reserved Scholarships		
	#	\$ Amount	Average	#	\$ Amount	Average	# of Schools	#	\$ Amount
White Mountain Tuition Support Foundation	164	\$153,763	\$938	73	\$154,989	\$2,123	3	0	\$0
Yuma's Education Scholarship Fund for Kids	527	\$521,346	\$989	333	\$592,204	\$1,778	9	204	\$353,328
TOTALS	49,323	\$46,695,361	\$947	21,241	\$36,322,839	\$1,710	346	12,304	\$20,437,106

Table 6
FY2023 Switcher Individual Scholarships by Income Level

School Tuition Organization	Switcher Individual Scholarships	% of Scholarships to Families with		
		Income up to 185% of Poverty Level	Income from 185% to 342.25% of Poverty Level	Remaining %
!SpecialNeedsScholarships.org	\$29,582	65.7%	34.3%	0.0%
A+ Tuition Assistance	\$3,573	0.0%	100.0%	0.0%
Academic Opportunity of Arizona	\$81,327	43.7%	56.3%	0.0%
America's Scholarship Konnection Inc	\$6,478	39.4%	60.6%	0.0%
Arizona Adventist Scholarships, Inc.	\$37,694	23.4%	67.8%	8.8%
Arizona Christian School Tuition Organization, Inc.	\$7,651,214	21.6%	30.9%	47.4%
Arizona Education and Scholarship Opportunity Program	\$6,641	0.0%	100.0%	0.0%
Arizona Education Scholarship Foundation	\$122,962	5.0%	17.6%	77.5%
Arizona Episcopal Schools Foundation	\$479,849	50.3%	23.7%	26.0%
Arizona Independent Schools Scholarship Foundation	\$486,807	17.1%	40.1%	42.8%
Arizona International Academy Scholarship Fund	\$8,651	0.0%	0.0%	100.0%
Arizona Private Education Scholarship Fund, Inc.	\$1,163,972	25.8%	14.6%	59.6%
Arizona Private School Tuition Organization	\$200,783	20.2%	10.5%	69.3%
Arizona School Choice Trust	\$128,361	56.1%	43.9%	0.0%
Arizona Tax Credit	\$282,626	16.6%	30.6%	52.7%
Arizona Tuition Connection	\$6,880,452	10.5%	15.1%	74.4%
Arizona Tuition Organization	\$743,935	17.1%	37.0%	45.8%
Arizona's Catholic Tuition Support Organization (CTSO)	\$1,816,883	41.3%	28.7%	29.9%
Best Student Fund	\$50,500	85.1%	14.9%	0.0%
Brophy Community Foundation	\$781,608	80.4%	19.6%	0.0%
Catholic Education Arizona	\$2,998,401	39.5%	31.2%	29.3%
Chabad Tuition Organization	\$147,710	54.8%	29.7%	15.6%
Christ Lutheran School Tuition Organization	\$83,215	49.9%	35.9%	14.1%
Christian Scholarship Fund of Arizona	\$64,915	3.2%	96.8%	0.0%
Cochise Christian School Tuition Organization	\$100,708	23.4%	26.1%	50.5%
Community Tuition Grant Organization, Inc.	\$29,896	67.5%	32.5%	0.0%
Dynamite Montessori Foundation	\$78,047	19.8%	9.1%	71.1%
Education Liberty Fund	\$2,566	0.0%	0.0%	100.0%
Financial Assistance for Independent Schools	\$117,937	27.6%	10.5%	62.0%
Institute for Better Education (IBE)	\$7,146,699	12.5%	18.2%	69.3%
Jewish Education Tax Credit Organization (JETCO)	\$461,612	16.0%	12.5%	71.5%
Jewish Tuition Organization	\$1,344,029	9.5%	7.5%	83.0%
Lutheran Education Foundation	\$36,563	30.2%	58.2%	11.7%
Montessori Charity Foundation	\$17,500	28.6%	71.4%	0.0%
Northern Arizona Christian School Scholarship Fund	\$211,626	27.8%	38.5%	33.8%
Orme Primavera Schools Foundation	\$131,659	37.3%	37.5%	25.2%
Pappas Kids Schoolhouse Foundation	\$349,719	99.2%	0.8%	0.0%
Private School Tuition Fund 123	\$24,199	51.9%	39.2%	8.9%
Scholarships for Educational Excellence Foundation	\$10,100	80.2%	0.0%	19.8%
School Choice Arizona, Inc.	\$382,909	38.3%	33.3%	28.5%

Table 6
FY2023 Switcher Individual Scholarships by Income Level

School Tuition Organization	Switcher Individual Scholarships	% of Scholarships to Families with		
		Income up to 185% of Poverty Level	Income from 185% to 342.25% of Poverty Level	Remaining %
School Tuition Association of Yuma	\$40,710	0.0%	10.4%	89.6%
School Tuition Organization 4 Kidz	\$159,309	4.6%	21.0%	74.4%
Students First Foundation	\$20,000	0.0%	63.8%	36.3%
Tuition Organization for Private Schools	\$632,547	16.0%	27.6%	56.4%
Valley Tuition Organization	\$19,174	0.0%	0.0%	100.0%
White Mountain Tuition Support Foundation	\$154,989	43.5%	19.7%	36.8%
Yuma's Education Scholarship Fund for Kids	\$592,204	13.1%	39.0%	47.8%
TOTALS	\$36,322,839	22.5%	23.4%	54.1%

LOW-INCOME CORPORATE INCOME TAX OR INSURANCE PREMIUM TAX CREDIT PROGRAM

The low-income corporate income tax credit and insurance premium tax credit (low-income corporate) for contributions to school tuition organizations are governed by A.R.S. §§ 20-224.06, 43-1089.04, 43-1183, and Chapter 15 in Title 43. Fifty-three STOs were certified to receive corporate donations in FY2023. Statute limits the total amount of low-income corporate tax credit donations that may be made to STOs in a fiscal year, but there is no cap on the tax credit donation amount that can be made by a single corporation. S-corporations may make a donation to claim a tax credit on their corporate income taxes or the S-corporation may pass the credit through to its individual shareholders. In order for the S-corporation to pass the tax credit through to its individual shareholders, the sum of their corporate tax credit donations must be at least \$5,000.

The low-income corporate scholarship is available to K-12 students and preschool students with disabilities. To qualify for a low-income corporate scholarship the family income cannot exceed 342.25% of the poverty level AND one of the following requirements must be met: attended a public school as a full-time student for at least 90 days of the prior fiscal year or one full semester of the current or prior academic year and then transferred from the public school to a private school; OR is enrolling in a private school kindergarten; OR is enrolling in a private preschool program for students with disabilities; OR is a dependent of a member of the armed forces of the United States who is stationed in Arizona pursuant to military orders; OR was homeschooled before enrolling in private school; OR moved to this state from out of state before enrolling in a private school; OR participated in an Arizona Empowerment Scholarship Account (ESA) and did not renew the account or accept the ESA scholarship in order to accept a switcher scholarship; OR received for any prior year a scholarship under one of the above criteria OR from the original individual donation program or the switcher individual donation program if the child continued to attend a private school in subsequent years. Additionally, the amount of a scholarship that can be awarded by an STO to a student is limited. For the 2022-2023 academic year no more than \$5,900 could be awarded by an STO to a student in kindergarten through grade 8 and preschool students with disabilities and no more than \$7,700 could be awarded to a student in grades 9 through 12.

Low-Income Corporate Donation Approval

Donations to STOs for the purpose of receiving the low-income student corporate income tax credit or insurance premium tax credit are limited by statute for each fiscal year and the donations for the tax credit must be preapproved. The donation limitation is increased each year by a percentage set in statute. For FY2023 the donation limitation increased by 5% to \$142,113,727. The following table shows the statutory limitation compared to the donations approved and donations received by the STOs. The donations made by type of taxpayer are also included.

Low-Income Corporate Donations

Fiscal Year	Statutory Limitation	\$ Approved	\$ Received	# non-insurance corporations	# insurance companies	# of S corporations
2007	\$10,000,000	\$9,740,800	\$9,535,800	108		
2008	\$12,000,000	\$12,116,000	\$11,996,000	73		
2009	\$14,400,000	\$10,816,006	\$10,495,506	98		
2010	\$17,280,000	\$8,121,508	\$8,100,008	56	4	
2011	\$20,736,000	\$11,376,351	\$11,324,351	60	8	
2012	\$24,883,200	\$19,587,037	\$19,035,987	72	11	
2013	\$29,859,840	\$30,041,114	\$29,858,865	87	27	
2014	\$35,831,808	\$36,571,808	\$35,831,808	65	34	
2015	\$42,998,170	\$43,983,170	\$42,998,170	59	36	
2016	\$51,597,804	\$51,847,804	\$51,597,804	55	49	99
2017	\$61,917,365	\$63,925,164	\$61,907,365	79	44	248
2018	\$74,300,838	\$74,300,838	\$74,300,838	116	85	461
2019	\$89,161,006	\$89,161,006	\$89,161,006	79	58	567

Fiscal Year	Statutory Limitation	\$ Approved	\$ Received	# non-insurance corporations	# insurance companies	# of S corporations
2020	\$106,993,207	\$124,188,122	\$106,983,528	139	81	660
2021	\$123,042,188	\$140,432,619	\$122,717,188	145	89	743
2022	\$135,346,407	\$152,123,601	\$135,346,407	129	79	768
2023	\$142,113,727	\$169,897,411	\$142,111,227	175	99	765

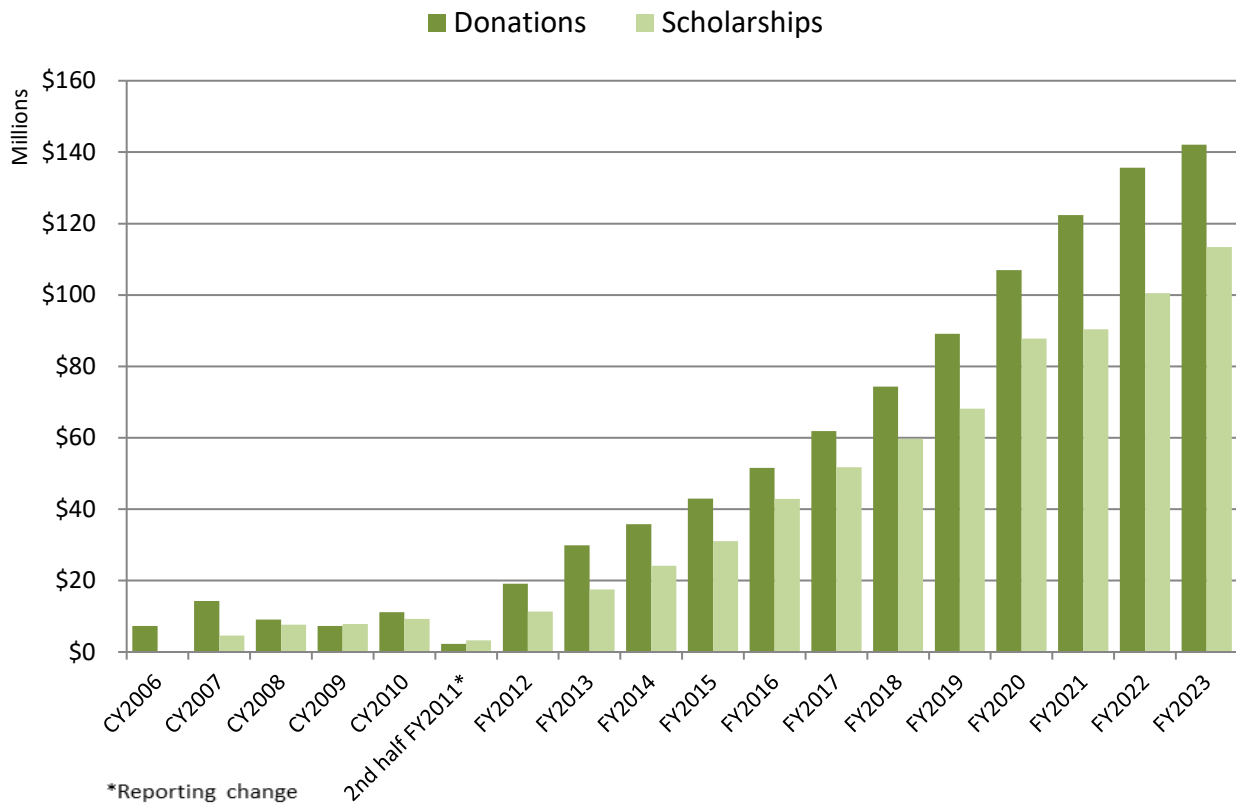
There were 1,390 donations approved and 1,178 donations received by STOs in FY2023 for the low-income corporate tax credit. The 1,178 donations received came from 1,039 corporations. Ninety-nine of the 1,039 corporations were insurance companies donating \$49,308,462 and 765 were S-corporations donating \$35,865,474. For FY2023, the average low-income corporate donation was \$120,638.

The size of the 1,178 donations made to the STOs is shown in the following table. Note that there are companies that make donations to multiple STOs and this data summarizes the donations made and are not aggregated by corporation.

Low-Income Corporate Donations by Size

Donation Size	# of donations	Donation Size	# of donations
\$5,000 or less	184	\$50,001 to \$100,000	107
\$5,001 to \$10,000	231	\$100,001 to \$250,000	85
\$10,001 to \$20,000	183	\$250,001 to \$500,000	61
\$20,001 to \$25,000	88	\$500,001 to \$1,000,000	31
\$25,001 to \$50,000	188	\$1,000,001 and over	20

Growth in Low Income Corporate Credit Program



The following table shows the number of STOs collecting low-income corporate donations in each reporting period, the number of donations and the amount of tax credit donations. The percentage change is calculated for prior year amounts reported. No percentage change is calculated for FY2011 as this is the first fiscal year reporting period. The table also shows the number of STOs providing low-income corporate scholarships in each period, the number of scholarships and the amount of scholarships paid. As with the donations data, no percentage change is calculated for FY2011 as this was the first fiscal year reporting period. Please note that the number of scholarships paid does not equate to the number of students receiving scholarships. Many families seek scholarships from multiple STOs, resulting in one child being counted several times in the scholarship counts.

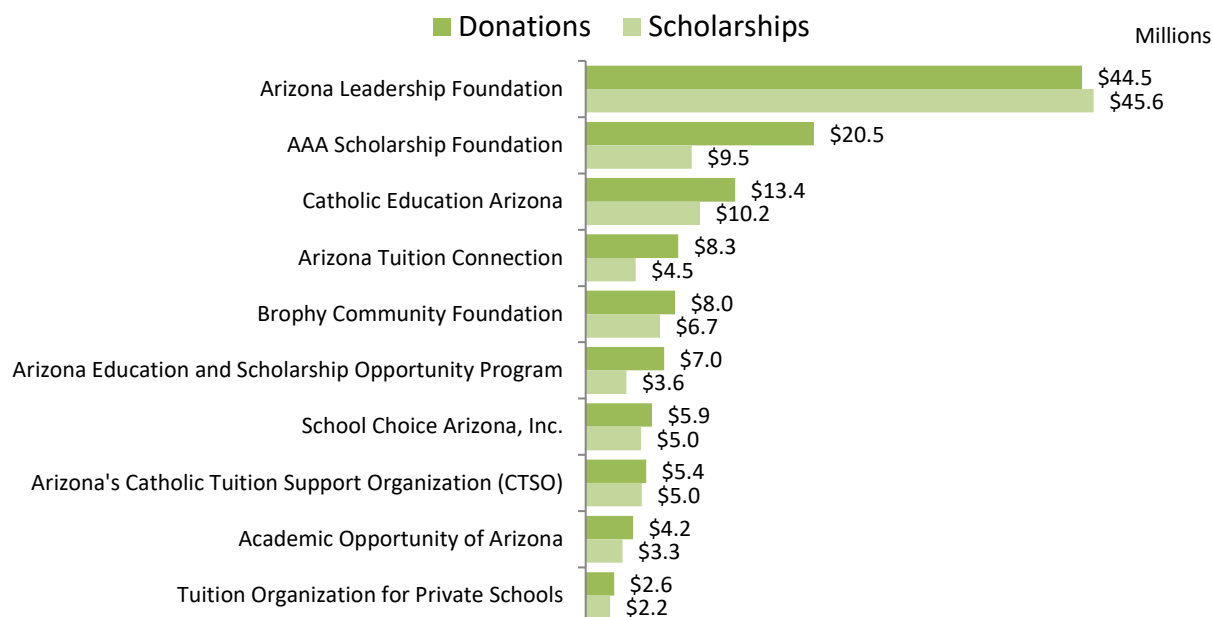
The totals below do not include donation transfers from one STO to another as a result of an STO closure. The donation amounts would have been initially recorded as donations received by the closing STO in the same fiscal year or possibly in a prior fiscal year. The receiving STOs are required to award 90% of the transferred amount as scholarships to eligible students attending qualified schools. For FY2023 there were no reported transfers.

LOW-INCOME CORPORATE INCOME TAX CREDIT PROGRAM

Reporting Year	Low-Income Corporate Donations				Low-Income Corporate Scholarships			
	# of STOs	# donations	\$ Amount ¹⁰	% change	# of STOs	# scholarships	\$ Amount	% change
CY2006	16	86	\$7,260,800		3	35	\$49,380	
CY2007	17	84	\$14,258,000	96.4%	18	1,940	\$4,597,823	na
CY2008	15	96	\$9,122,121	-36.0%	19	2,979	\$7,615,639	65.6%
CY2009	17	93	\$7,285,284	-20.1%	19	3,640	\$7,849,824	3.1%
CY2010	11	90	\$11,123,657	52.7%	18	4,226	\$9,259,078	18.0%
FY2011	14	105	\$11,227,351		20	4,569	\$9,111,210	
FY2012	23	133	\$19,135,987	70.4%	21	5,828	\$11,294,842	24.0%
FY2013	25	179	\$29,858,865	56.0%	26	11,096	\$17,556,127	55.4%
FY2014	23	156	\$35,831,808	20.0%	25	12,968	\$24,148,068	37.5%
FY2015	27	154	\$42,998,170	20.0%	27	16,485	\$31,006,331	28.4%
FY2016	32	276	\$51,597,804	20.0%	32	19,940	\$42,884,049	38.3%
FY2017	36	445	\$61,907,365	20.0%	36	20,951	\$51,751,384	20.7%
FY2018	44	808	\$74,300,838	20.0%	43	24,712	\$59,690,982	15.3%
FY2019	49	827	\$89,161,006	20.0%	47	28,972	\$68,189,122	14.2%
FY2020	45	1,039	\$106,983,528	20.0%	46	30,095	\$87,735,838	28.7%
FY2021	45	1,171	\$122,419,846	14.4%	45	30,265	\$90,378,893	3.0%
FY2022	46	1,140	\$135,618,749	10.8%	47	34,332	\$100,487,779	11.2%
FY2023	45	1,151	\$142,111,227	4.8%	44	29,582	\$113,411,370	12.9%

¹⁰ Total donations reported by STOs for a fiscal year may not match the total amount of approved donations for that fiscal year due to approved monies received by an STO at the end of a fiscal year deposited in the following fiscal year.

Top 10 STOs by FY2023 Low-Income Corporate Donations



FY2023 Low-Income Corporate Donations and Scholarships

Table 7 (pg. 36) shows the number, amount and average of the FY2023 low-income corporate donations received by STO. In addition, the number and amount of scholarships paid by STO as well as the average scholarships¹¹ and number of schools receiving scholarships is included. This table also provides the number and amount of low-income corporate future reserved scholarships reported by each STO.

- Arizona Leadership Foundation received the most low-income corporate donations totaling \$44,526,812 or 31.3% of total donations. Arizona Tuition Connection received the largest number of donations at 207 or 18.0% of the total.
- Arizona Education and Scholarship Opportunity Program received the largest average low-income corporate donation amount of \$703,000.
- Arizona Leadership Foundation paid the highest amount of low-income corporate scholarships (\$45,569,701 or 40.2% of the total) and awarded the largest number of scholarships (7,930 scholarships or 26.8% of the total).
- New Hope Scholarship Foundation awarded the largest average low-income corporate scholarship of \$6,750.
- Arizona Leadership Foundation awarded low-income corporate scholarships to a total of 166 schools.
- Four STOs provided low-income corporate scholarships to the required minimum of two private schools. Four STOs provided low-income corporate scholarships to one private school.

There was one STO that received donations but did not pay scholarships in FY2023. STOs must allocate 90% of the tax credit donations to scholarships within two fiscal years after receipt of the donations.

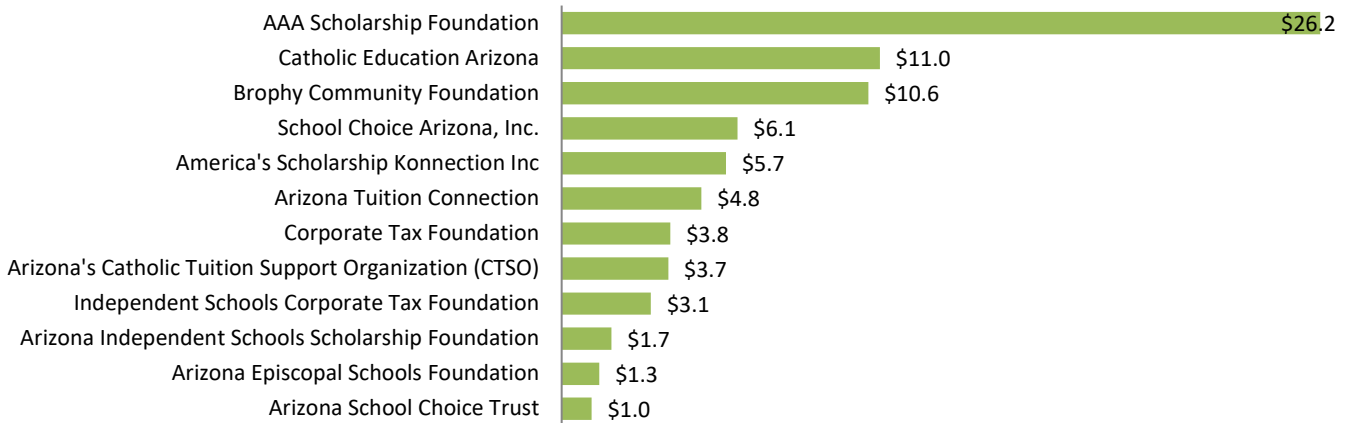
¹¹ The STO average scholarship calculation will include double counting if a student attends two different private schools during the year and an STO awards the student scholarships to both schools.

Future Reserved Low-Income Corporate Scholarships

STOs also reserved scholarships for specific students for future years. Nineteen STOs reserved an additional \$80,564,505 in the low-income corporate donation program, which constituted 10,346 scholarships. AAA Scholarship Foundation reported in FY2023 reserving the largest amount of low-income corporate donations for future year scholarships of \$26,181,200 for 1,469 students. It should be noted that a portion of the reserved future year awards reported by STOs are for scholarships to be awarded in the upcoming academic year.

STOs Reporting Future Reserved Low-Income Corporate Scholarships Greater than \$1m in FY2023

Millions



FY2023 Low-Income Corporate Scholarships by Income Level

Low-income corporate scholarships are to be awarded to families with income less than 342.25% of poverty level. For the 2022-2023 academic year, 342.25% of the federal poverty level for a household of four was \$94,974. STOs are required to report the percentage of scholarship dollars that go to families with income of 185% or less of poverty level and the percentage of scholarship dollars that go to families with income ranging from above 185% of poverty level to 342.25% of poverty level.

Overall Share of FY2023 Low-Income Corporate Scholarships by Family Income

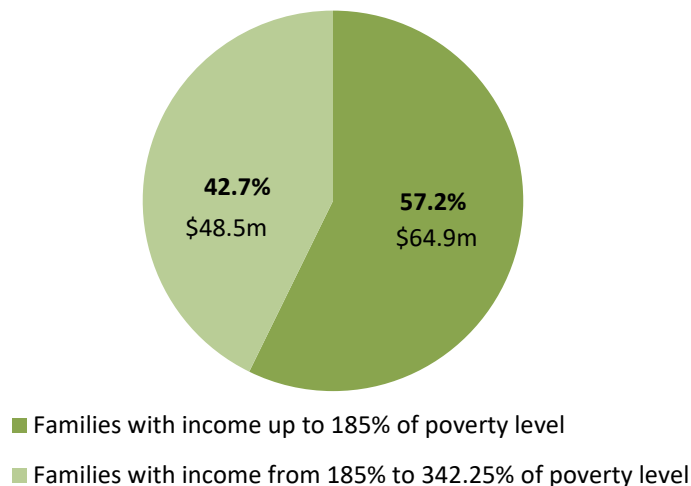


Table 8 (pg. 37) shows the income level percentages for each STO. Three organizations gave 100% of their scholarships to children in families with income of 185% or less of poverty level. At the time of publication, clarification was requested from one STO which had reported scholarships in excess of the 342.25% income level.

Low-Income Corporate Credit Program 90/10 Calculation

All STOs certified to collect low-income corporate donations in FY2023 were evaluated as to their status in relation to the requirement that 90% of all revenue must be paid out in scholarships. From an administrative viewpoint, no STO is expected to pay out 90% of donations it receives in the current year for scholarships the same year. There will always be a lag between revenue received and revenue paid out and it does not mean that an STO with a percentage of less than 90% is in violation of the law. The 90% requirement is evaluated using two different methods: 1) a review of total donations and scholarships over the life of the STO and 2) calculating 90% of credit donations received in a particular fiscal year and tracking the amount to be awarded within the following two fiscal years. The following table shows the lifetime percentage calculated based on total donations and scholarships (method #1) for those STOs certified to receive low-income corporate donations in FY2023.

Low-Income Corporate Credit Program Lifetime 90/10 Ratios

School Tuition Organization	Ratio	School Tuition Organization	Ratio
Montessori Charity Foundation	102.6%	Brophy Community Foundation	84.1%
America's Scholarship Konnection Inc	101.5%	Northern Arizona Christian School Scholarship Fund	83.3%
Best Student Fund	100.8%	Students First Foundation	83.2%
Education Liberty Fund	100.4%	Community Tuition Grant Organization, Inc.	83.0%
Christ Lutheran School Tuition Organization	100.0%	Tuition Organization for Private Schools	82.8%
Cochise Christian School Tuition Organization	96.8%	Arizona Private School Tuition Organization	82.7%
Dynamite Montessori Foundation	95.8%	Catholic Education Arizona	82.3%
Greater Arizona Inc.	93.4%	Corporate Tax Foundation	81.6%
Arizona Episcopal Schools Foundation	92.5%	Arizona School Choice Trust	81.2%
Yuma's Education Scholarship Fund for Kids	92.1%	White Mountain Tuition Support Foundation	79.2%
AAA Scholarship Foundation	90.7%	Private School Tuition Fund 123	78.4%
Arizona Tax Credit	90.5%	Arizona International Academy Scholarship Fund	78.2%
Arizona Private Education Scholarship Fund, Inc.	90.2%	Institute for Better Education (IBE)	77.8%
Pappas Kids Schoolhouse Foundation	90.1%	Christian Scholarship Fund of Arizona	77.7%
A+ Tuition Assistance	89.4%	Arizona Independent Schools Scholarship Foundation	76.9%
Chabad Tuition Organization	88.4%	Jewish Tuition Organization	74.7%
Arizona Tuition Organization	88.2%	School Tuition Organization 4 Kidz	68.5%
School Choice Arizona, Inc.	86.8%	Arizona Tuition Connection	66.1%
!SpecialNeedsScholarships.org	86.2%	Arizona Education Scholarship Foundation	64.9%
School Tuition Association of Yuma	86.2%	Financial Assistance for Independent Schools	60.5%
Jewish Education Tax Credit Organization (JETCO)	86.0%	Arizona Education and Scholarship Opportunity Program	60.5%
New Hope Scholarship Foundation	85.3%	Academic Opportunity of Arizona	54.1%
Independent Schools Corporate Tax Foundation	84.3%	Valley Tuition Organization	45.5%
Arizona's Catholic Tuition Support Organization (CTSO)	84.2%		

Four STOs have a percentage greater than 100%. In most cases this occurs because scholarships reported in the annual report were paid with revenue that was not tax credit donations or due to reserved scholarships for specific students in future years. One STO has a lifetime ratio below 50.0 because they are newer to the low-income corporate program or recently started receiving contributions; their scholarships should increase significantly within the next year or two. These percentages are being monitored annually and if STOs with low percentages do not improve, ADOR will review that program to determine the reason. Based on the yearly 90% calculation (method #2), there were no STOs found in violation of the 90% requirement.

Table 7
FY2023 Low-Income Corporate Donations and Scholarships by School Tuition Organization

School Tuition Organization	Donations			Scholarships			Future Reserved Scholarships		
	#	\$ Amount	Average	#	\$ Amount	Average	# of Schools	#	\$ Amount
!SpecialNeedsScholarships.org	2	\$160,000	\$80,000	6	\$23,498	\$3,916	3	6	\$270,702
A+ Tuition Assistance	2	\$1,190,000	\$595,000	121	\$735,185	\$6,076	8	55	\$328,815
AAA Scholarship Foundation	35	\$20,480,650	\$585,161	1,916	\$9,516,573	\$4,967	97	1,469	\$26,181,200
Academic Opportunity of Arizona	13	\$4,247,400	\$326,723	571	\$3,296,526	\$5,773	36	0	\$0
America's Scholarship Konnection Inc	3	\$1,080,000	\$360,000	78	\$269,387	\$3,454	4	916	\$5,676,600
Arizona Education and Scholarship Opportunity Program	10	\$7,030,000	\$703,000	952	\$3,648,489	\$3,832	10	0	\$0
Arizona Education Scholarship Foundation	7	\$210,000	\$30,000	52	\$51,017	\$981	4	75	\$65,276
Arizona Episcopal Schools Foundation	5	\$198,625	\$39,725	104	\$350,213	\$3,367	8	66	\$1,299,100
Arizona Independent Schools Scholarship Foundation	30	\$916,500	\$30,550	117	\$779,230	\$6,660	2	70	\$1,719,000
Arizona International Academy Scholarship Fund	1	\$35,000	\$35,000	7	\$29,924	\$4,275	4	0	\$0
Arizona Leadership Foundation	98	\$44,526,812	\$454,355	7,930	\$45,569,701	\$5,746	166	0	\$0
Arizona Private Education Scholarship Fund, Inc.	21	\$1,630,000	\$77,619	478	\$1,397,224	\$2,923	60	323	\$890,820
Arizona Private School Tuition Organization	11	\$225,000	\$20,455	166	\$226,251	\$1,363	23	0	\$0
Arizona School Choice Trust	11	\$2,065,350	\$187,759	402	\$1,042,262	\$2,593	40	227	\$1,034,560
Arizona Tax Credit	16	\$412,000	\$25,750	200	\$372,758	\$1,864	24	0	\$0
Arizona Tuition Connection	207	\$8,303,166	\$40,112	1,568	\$4,487,928	\$2,862	151	613	\$4,825,400
Arizona Tuition Organization	13	\$318,296	\$24,484	300	\$314,680	\$1,049	4	0	\$0
Arizona's Catholic Tuition Support Organization (CTSO)	85	\$5,427,600	\$63,854	1,880	\$5,032,422	\$2,677	41	470	\$3,679,568
Best Student Fund	1	\$5,000	\$5,000	17	\$8,500	\$500	1	0	\$0
Brophy Community Foundation	92	\$8,011,000	\$87,076	2,132	\$6,666,787	\$3,127	37	1,612	\$10,588,582
Catholic Education Arizona	128	\$13,404,213	\$104,720	3,468	\$10,248,639	\$2,955	38	3,141	\$10,981,795
Chabad Tuition Organization	12	\$704,500	\$58,708	112	\$632,853	\$5,650	3	0	\$0
Christian Scholarship Fund of Arizona	2	\$20,000	\$10,000	7	\$36,185	\$5,169	1	0	\$0
Cochise Christian School Tuition Organization	2	\$50,000	\$25,000	0	\$0			10	\$55,000
Community Tuition Grant Organization, Inc.	4	\$90,000	\$22,500	20	\$72,200	\$3,610	4	0	\$0
Corporate Tax Foundation	9	\$850,000	\$94,444	150	\$739,079	\$4,927	5	133	\$3,751,800
Financial Assistance for Independent Schools	7	\$455,000	\$65,000	77	\$361,591	\$4,696	3	0	\$0
Greater Arizona Inc.	27	\$544,000	\$20,148	120	\$506,221	\$4,219	2	0	\$0
Independent Schools Corporate Tax Foundation	6	\$690,000	\$115,000	158	\$905,295	\$5,730	7	146	\$3,082,400
Institute for Better Education (IBE)	79	\$2,481,865	\$31,416	1,431	\$2,336,941	\$1,633	103	1	\$1,273
Jewish Education Tax Credit Organization (JETCO)	8	\$210,000	\$26,250	28	\$151,443	\$5,409	2	0	\$0
Jewish Tuition Organization	31	\$1,345,000	\$43,387	296	\$1,295,802	\$4,378	6	0	\$0
Montessori Charity Foundation	2	\$31,000	\$15,500	7	\$31,000	\$4,429	1	0	\$0
New Hope Scholarship Foundation	1	\$30,000	\$30,000	2	\$13,500	\$6,750	1	0	\$0
Northern Arizona Christian School Scholarship Fund	5	\$259,000	\$51,800	134	\$228,852	\$1,708	2	0	\$0
Pappas Kids Schoolhouse Foundation	11	\$1,873,000	\$170,273	692	\$1,772,506	\$2,561	33	0	\$0
Private School Tuition Fund 123	8	\$170,000	\$21,250	108	\$419,773	\$3,887	5	12	\$60,000
School Choice Arizona, Inc.	54	\$5,939,550	\$109,992	1,633	\$4,969,788	\$3,043	65	1,001	\$6,072,614
School Tuition Association of Yuma	32	\$1,259,000	\$39,344	444	\$1,207,467	\$2,720	11	0	\$0
School Tuition Organization 4 Kidz	18	\$552,000	\$30,667	330	\$492,969	\$1,494	18	0	\$0
Students First Foundation	1	\$100,000	\$100,000	160	\$76,050	\$475	23	0	\$0
Tuition Organization for Private Schools	14	\$2,550,000	\$182,143	928	\$2,190,139	\$2,360	40	0	\$0
Valley Tuition Organization	17	\$1,817,000	\$106,882	102	\$481,667	\$4,722	7	0	\$0
White Mountain Tuition Support Foundation	4	\$103,500	\$25,875	96	\$314,831	\$3,279	7	0	\$0
Yuma's Education Scholarship Fund for Kids	6	\$110,200	\$18,367	82	\$108,025	\$1,317	7	0	\$0
TOTALS	1,151	\$142,111,227	\$123,468	29,582	\$113,411,370	\$3,834	291	10,346	\$80,564,505

Table 8
FY2023 Low-Income Corporate Scholarships by Income Level

School Tuition Organization	Low-Income Corporate Scholarships	% of Scholarships to Families with	
		Income up to 185% of Poverty Level	Income from 185% to 342.25% of Poverty Level
!SpecialNeedsScholarships.org	\$23,498	78.7%	21.3%
A+ Tuition Assistance	\$735,185	80.5%	19.5%
AAA Scholarship Foundation	\$9,516,573	92.2%	7.8%
Academic Opportunity of Arizona	\$3,296,526	64.6%	35.4%
America's Scholarship Konnection Inc	\$269,387	70.2%	29.8%
Arizona Education and Scholarship Opportunity Program	\$3,648,489	0.0%	100.0%
Arizona Education Scholarship Foundation	\$51,017	53.3%	46.7%
Arizona Episcopal Schools Foundation	\$350,213	63.2%	36.8%
Arizona Independent Schools Scholarship Foundation	\$779,230	45.6%	54.4%
Arizona International Academy Scholarship Fund	\$29,924	18.6%	81.4%
Arizona Leadership Foundation	\$45,569,701	54.8%	45.2%
Arizona Private Education Scholarship Fund, Inc.	\$1,397,224	58.5%	41.5%
Arizona Private School Tuition Organization	\$226,251	63.5%	36.5%
Arizona School Choice Trust	\$1,042,262	59.5%	40.5%
Arizona Tax Credit	\$372,758	52.3%	47.7%
Arizona Tuition Connection	\$4,487,928	54.0%	46.0%
Arizona Tuition Organization	\$314,680	51.4%	48.6%
Arizona's Catholic Tuition Support Organization (CTSO)	\$5,032,422	55.4%	44.6%
Best Student Fund	\$8,500	82.4%	17.6%
Brophy Community Foundation	\$6,666,787	62.6%	37.4%
Catholic Education Arizona	\$10,248,639	57.3%	42.7%
Chabad Tuition Organization	\$632,853	57.2%	42.8%
Christian Scholarship Fund of Arizona	\$36,185	100.0%	0.0%
Community Tuition Grant Organization, Inc.	\$72,200	16.1%	83.9%
Corporate Tax Foundation	\$739,079	50.9%	49.1%
Financial Assistance for Independent Schools	\$361,591	29.9%	70.1%
Greater Arizona Inc.	\$506,221	95.9%	4.1%
Independent Schools Corporate Tax Foundation	\$905,295	53.2%	46.8%
Institute for Better Education (IBE)	\$2,336,941	47.4%	52.6%
Jewish Education Tax Credit Organization (JETCO)	\$151,443	100.0%	0.0%
Jewish Tuition Organization	\$1,295,802	53.1%	46.9%
Montessori Charity Foundation	\$31,000	0.0%	100.0%
New Hope Scholarship Foundation	\$13,500	100.0%	0.0%
Northern Arizona Christian School Scholarship Fund	\$228,852	40.6%	51.1%
Pappas Kids Schoolhouse Foundation	\$1,772,506	97.0%	3.0%
Private School Tuition Fund 123	\$419,773	47.1%	52.9%
School Choice Arizona, Inc.	\$4,969,788	42.9%	57.1%
School Tuition Association of Yuma	\$1,207,467	46.3%	53.7%
School Tuition Organization 4 Kidz	\$492,969	39.6%	60.4%
Students First Foundation	\$76,050	93.2%	6.8%
Tuition Organization for Private Schools	\$2,190,139	47.6%	52.4%

Table 8
FY2023 Low-Income Corporate Scholarships by Income Level

School Tuition Organization	Low-Income Corporate Scholarships	% of Scholarships to Families with	
		Income up to 185% of Poverty Level	Income from 185% to 342.25% of Poverty Level
Valley Tuition Organization	\$481,667	62.6%	37.4%
White Mountain Tuition Support Foundation	\$314,831	64.2%	35.8%
Yuma's Education Scholarship Fund for Kids	\$108,025	93.9%	6.1%
TOTALS	\$113,411,370	57.2%	42.7%

DISABLED/DISPLACED CORPORATE INCOME TAX OR INSURANCE PREMIUM TAX CREDIT PROGRAM

The corporate income tax credit and insurance premium tax credit for contributions to school tuition organizations for scholarships for disabled/displaced students (disabled/displaced corporate) are governed by A.R.S. §§ 20-224.7, 43-1089.04, 43-1184 and Chapter 15 in Title 43. Fifty-three STOs were certified to receive corporate donations in FY2023. Statute limits the total amount of disabled/displaced corporate tax credit donations that may be made to STOs in a fiscal year, but there is no cap on the tax credit donation amount that can be made by a single corporation. S-corporations may make a donation to claim a tax credit on their corporate income taxes or the S-corporation may pass the credit through to its individual shareholders. In order for the S-corporation to pass the tax credit through to its individual shareholders, the sum of their corporate tax credit donations must be at least \$5,000.

The disabled/displaced corporate scholarship is available to K-12 students and preschool students with disabilities. Students receiving scholarships from the disabled/displaced corporate donations must meet one of the following requirements: student has a current or expired Multidisciplinary Evaluation Team (MET) report or Individual Education Plan (IEP) from an Arizona public school (for preschool and K-12); *OR* student has a current or expired 504 plan from an Arizona public school (for K-12 only); *OR* student was placed at one time in the Arizona foster care system (for K-12 only and must be verified by the Arizona Department of Child Safety). Additionally, the total amount of scholarships that a student can be awarded by all STOs is limited to 90% of state aid or the cost of tuition, whichever is less. For the 2022-2023 academic year the amount of 90% of state aid ranged from \$2,703 to \$39,604 depending on the student’s grade and additional state aid for a special education category.

Disabled/Displaced Corporate Donation Approval

Donations to STOs for the purpose of receiving the disabled/displaced student corporate income tax credit or insurance premium tax credit are limited by statute to \$6 million in a fiscal year and the donations for the tax credit must be preapproved. The following table shows the statutory limitation compared to the donations approved and donations received by the STOs. The donations made by type of taxpayer are also included.

Disabled/Displaced Corporate Donations

Fiscal Year	Statutory Limitation	\$ Approved	\$ Received	# corporations	# insurance companies	# of S corporations
2010	\$5,000,000	\$1,478,880	\$1,478,880	2	4	
2011	\$5,000,000	\$1,079,000	\$1,029,000	3	5	
2012	\$5,000,000	\$283,000	\$283,000	1	5	
2013	\$5,000,000	\$3,580,350	\$3,505,350	6	8	
2014	\$5,000,000	\$3,112,745	\$2,957,765	19	8	
2015	\$5,000,000	\$5,025,000	\$5,000,000	11	17	
2016	\$5,000,000	\$5,325,000	\$5,000,000	13	12	13
2017	\$5,000,000	\$5,147,000	\$5,000,000	9	15	10
2018	\$5,000,000	\$5,000,000	\$5,000,000	4	4	6
2019	\$5,000,000	\$5,000,000	\$5,000,000	10	6	34
2020	\$5,000,000	\$5,973,400	\$5,000,000	7	6	29
2021	\$5,000,000	\$7,700,530	\$5,000,000	4	3	22
2022	\$6,000,000	\$6,050,000	\$6,000,000	2	4	14
2023	\$6,000,000	\$6,321,000	\$6,000,000	0	3	18

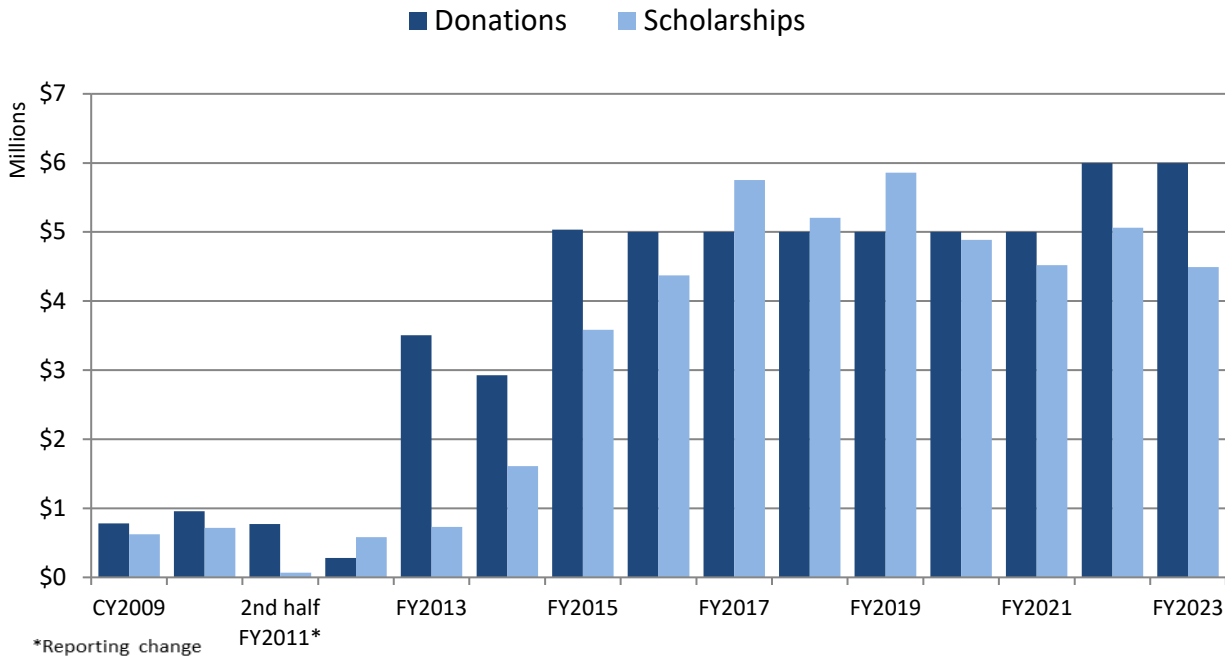
There were 25 donations approved and 21 donations received in FY2023 for the disabled/displaced corporate tax credit. The 21 donations received came from 21 corporations. Three of the 20 corporations were insurance companies donating \$5,602,188 and 18 were S-corporations donating \$397,812. For FY2023, the average disabled/displaced corporate donation received by STOs was \$285,714.

The range of the 21 donations made to the STOs is shown in the following table. Note that there are companies that make donations to multiple STOs and this data summarizes the donations made and are not aggregated by corporation.

Disabled/Displaced Corporate Donations by Size

Donation Size	# donations	Donation Size	# donations
\$10,000 or less	4	\$50,001 to \$100,000	2
\$10,001 to \$20,000	9	\$100,001 and over	3
\$20,001 to \$50,000	3		

Growth in Disabled/Displaced Corporate Credit Program




The following table shows the number of STOs collecting disabled/displaced corporate donations in each reporting period, the number of donations and the amount of tax credit donations. The percentage change is calculated for prior year amounts reported. No percentage change is calculated for FY2011 as this is the first fiscal year reporting period. The table also shows the number of STOs providing disabled/displaced corporate scholarships in each period, the number of scholarships and the amount of scholarships paid. As with the donations data, no percentage change is calculated for FY2011 as this was the first fiscal year reporting period. Please note that the number of scholarships paid does not equate to the number of students receiving scholarships. Many families seek scholarships from multiple STOs, resulting in one child being counted several times in the scholarship counts.

The totals below do not include donation transfers from one STO to another as a result of an STO closure. The donation amounts would have been initially recorded as donations received by the closing STO in the same fiscal year or possibly in a prior fiscal year. The receiving STOs are required to award 90% of the transferred amount as scholarships to eligible students attending qualified schools. For FY2023 there were no reported transfers.

DISABLED/DISPLACED CORPORATE INCOME TAX CREDIT PROGRAM

Reporting Year	Disabled/Displaced Corporate Donations				Disabled/Displaced Corporate Scholarships			
	# of STOs	# donations	\$ Amount ¹²	% change	# of STOs	# scholarships	\$ Amount	% change
CY2009	4	6	\$781,000		5	114	\$625,335	
CY2010	5	8	\$956,880	22.5%	6	166	\$715,424	14.4%
FY2011	5	13	\$1,204,000	25.8%	5	114	\$559,333	-21.8%
FY2012	3	6	\$283,000	-76.5%	5	119	\$583,865	4.4%
FY2013	8	17	\$3,505,350	1138.6%	6	217	\$731,231	25.2%
FY2014	11	29	\$2,925,845	-16.5%	8	346	\$1,611,469	120.4%
FY2015	12	31	\$5,031,920	72.0%	12	806	\$3,581,873	122.3%
FY2016	12	40	\$5,000,000	-0.6%	14	934	\$4,370,439	22.0%
FY2017	12	40	\$5,000,000	0.0%	18	1,103	\$5,750,839	31.6%
FY2018	4	15	\$5,000,000	0.0%	14	1,162	\$5,205,607	-9.5%
FY2019	14	51	\$5,000,000	0.0%	14	1,105	\$5,860,589	12.6%
FY2020	10	46	\$5,000,000	0.0%	11	961	\$4,885,395	-16.6%
FY2021	9	29	\$5,000,000	0.0%	15	928	\$4,518,492	-7.5%
FY2022	9	21	\$6,000,000	20.0%	13	1,345	\$5,061,161	12.0%
FY2023	6	21	\$6,000,000	0.0%	11	1,168	\$4,490,197	-11.3%

Top 5 STOs by FY2023 Disabled/Displaced Corporate Donations



FY2023 Disabled/Displaced Corporate Donations and Scholarships

Table 9 (pg. 44) shows the number, amount and average of the FY2023 disabled/displaced corporate donations received by STO. In addition, the number and amount of scholarships paid by STO as well as the average scholarships¹³ and number of schools receiving scholarships is included. This table also provides the number and amount of disabled/displaced corporate future reserved scholarships reported by each STO.

¹² Total donations reported by STOs for a fiscal year may not match the total amount of approved donations for that fiscal year due to approved monies received by an STO at the end of a fiscal year deposited in the following fiscal year.


¹³ The STO average scholarship calculation will include double counting if a student attends two different private schools during the year and an STO awards the student scholarships to both schools.

- Arizona Leadership Foundation received the most disabled/displaced corporate donations totaling \$4,302,188 or 71.7% of total donations. Institute for Better Education (IBE) received the largest number of donations at 13 or 61.9% of the total.
- Arizona Leadership Foundation received the largest average disabled/displaced corporate donation amount of \$4,302,188.
- Arizona Leadership Foundation paid the highest amount of disabled/displaced corporate scholarships (\$2,774,121 or 61.8% of the total) and awarded the largest number of scholarships (432 scholarships or 37.0% of the total).
- Academic Opportunity of Arizona awarded the largest average disabled/displaced corporate scholarship of \$9,854.
- Institute for Better Education (IBE) awarded disabled/displaced corporate scholarships to a total of 103 schools.
- One STO provided disabled/displaced corporate scholarships to the required minimum of two private schools. Three STOs provided disabled/displaced corporate scholarships to one private school.

Future Reserved Disabled/Displaced Corporate Scholarships

STOs also reserved scholarships for specific students for future years. Three STOs reserved an additional \$1,126,839 in the disabled/displaced corporate donation program, which constituted 236 scholarships. Catholic Education Arizona reported in FY2023 reserving the largest amount of disabled/displaced corporate donations for future year scholarships of \$775,029 for 143 students. It should be noted that a portion of the reserved future year awards reported by STOs may be for scholarships to be awarded in the upcoming academic year.

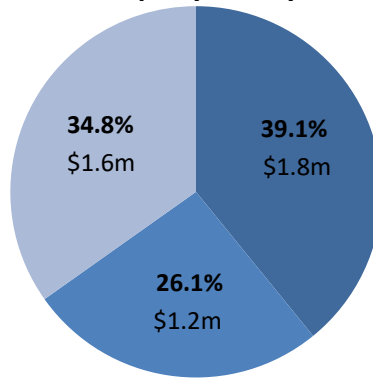
STOs Reporting Future Reserved Disabled/Displaced Corporate Scholarships Greater than \$100,000 in FY2023



FY2023 Disabled/Displaced Corporate Scholarships by Income Level

STOs are required to report the percentage of scholarship dollars that go to families with income of 185% or less of poverty level and the percentage of scholarship dollars that go to families with income ranging from above 185% of poverty level to 342.25% of poverty level. For the 2022-2023 academic year, 342.25% of the federal poverty level for a household of four was \$94,974.

Overall Share of FY2023 Disabled/Displaced Corporate Scholarships by Family Income



- Families with income up to 185% of poverty level
- Families with income from 185% to 342.25% of poverty level
- Families with income greater than 342.25% of poverty level

Table 10 (pg. 45) shows the percentages for each STO. Two of the organizations gave 100% of their disabled/displaced corporate scholarships to children in families with income up to 342.25% of the poverty level while none of the STOs gave 100% of their scholarships to children in families with income up to 342.25% of the poverty level. There were three STOs that gave more than 50% of their disabled/displaced corporate scholarships to children of families with income greater than 342.25% of poverty level.

Disabled/Displaced Corporate Credit Program 90/10 Calculation

All STOs certified to collect disabled/displaced corporate donations in FY2023 were evaluated as to their status in relation to the requirement that 90% of all revenue must be paid out in scholarships. From an administrative viewpoint, no STO is expected to pay out 90% of donations it receives in the current year for scholarships the same year. There will always be a lag between revenue received and revenue paid out and it does not mean that an STO with a percentage of less than 90% is in violation of the law. The 90% requirement is evaluated using two different methods: 1) a review of total donations and scholarships over the life of the STO and 2) calculating 90% of credit donations received in a particular fiscal year and tracking the amount to be awarded within the following two fiscal years. The following table shows the lifetime percentage calculated based on total donations and scholarships (method #1) for those STOs certified to receive disabled/displaced corporate donations in FY2023.

Disabled/Displaced Corporate Credit Program Lifetime 90/10 Ratios

School Tuition Organization	Ratio	School Tuition Organization	Ratio
Arizona's Catholic Tuition Support Organization (CTSO)	99.1%	Arizona School Choice Trust	90.3%
AAA Scholarship Foundation	97.2%	Tuition Organization for Private Schools	90.2%
Institute for Better Education (IBE)	94.5%	Arizona Private Education Scholarship Fund, Inc.	89.4%
Financial Assistance for Independent Schools	92.9%	School Choice Arizona, Inc.	88.7%
Arizona Education Scholarship Foundation	92.7%	Dynamite Montessori Foundation	82.3%
Yuma's Education Scholarship Fund for Kids	92.5%	Academic Opportunity of Arizona	78.7%
America's Scholarship Konnection Inc	91.2%	Catholic Education Arizona	78.1%
School Tuition Organization 4 Kidz	90.5%	Arizona Tuition Connection	70.0%

There are no STOs with a lifetime ratio above 100% or below 50%. Based on the yearly 90% calculation (method #2), there were no STOs found in violation of the 90% requirement.

Table 9
FY2023 Disabled/Displaced Corporate Donations and Scholarships by School Tuition Organization

School Tuition Organization	Donations			Scholarships			# of Schools	Future Reserved Scholarships	
	#	\$ Amount	Average	#	\$ Amount	Average		#	\$ Amount
Academic Opportunity of Arizona	0	\$0		46	\$453,297	\$9,854	15	0	\$0
America's Scholarship Konnection Inc	0	\$0		5	\$24,000	\$4,800	1	0	\$0
Arizona Leadership Foundation	1	\$4,302,188	\$4,302,188	432	\$2,774,121	\$6,422	82	0	\$0
Arizona Private Education Scholarship Fund, Inc.	2	\$311,000	\$155,500	75	\$296,755	\$3,957	15	92	\$351,790
Arizona School Choice Trust	0	\$0		1	\$2,503	\$2,503	1	0	\$0
Arizona Tuition Connection	0	\$0		3	\$6,500	\$2,167	2	0	\$0
Arizona's Catholic Tuition Support Organization (CTSO)	1	\$10,000	\$10,000	21	\$38,415	\$1,829	8	0	\$0
Catholic Education Arizona	3	\$1,020,312	\$340,104	151	\$444,793	\$2,946	32	143	\$775,029
Financial Assistance for Independent Schools	0	\$0		18	\$120,391	\$6,688	1	0	\$0
Institute for Better Education (IBE)	13	\$286,500	\$22,038	380	\$229,971	\$605	103	0	\$0
School Choice Arizona, Inc.	1	\$70,000	\$70,000	36	\$99,451	\$2,763	12	1	\$20
TOTALS	21	\$6,000,000	\$285,714.29	1,168	\$4,490,197	\$3,844.35	137	236	\$1,126,839

Table 10
FY2023 Disabled/Displaced Corporate Scholarships by Income Level

School Tuition Organization	Disabled/Displaced Corporate Scholarships	% of Scholarships to Families with		
		Income up to 185% of Poverty Level	Income from 185% to 342.25% of Poverty Level	Remaining %
Academic Opportunity of Arizona	\$453,297	29.5%	70.5%	0.0%
America's Scholarship Konnection Inc	\$24,000	100.0%	0.0%	0.0%
Arizona Leadership Foundation	\$2,774,121	48.6%	21.7%	29.8%
Arizona Private Education Scholarship Fund, Inc.	\$296,755	13.6%	13.9%	72.5%
Arizona School Choice Trust	\$2,503	100.0%	0.0%	0.0%
Arizona Tuition Connection	\$6,500	61.5%	0.0%	38.5%
Arizona's Catholic Tuition Support Organization (CTSO)	\$38,415	53.6%	10.4%	36.0%
Catholic Education Arizona	\$444,793	22.1%	21.5%	56.3%
Financial Assistance for Independent Schools	\$120,391	5.2%	4.0%	90.8%
Institute for Better Education (IBE)	\$229,971	21.0%	33.8%	45.2%
School Choice Arizona, Inc.	\$99,451	32.4%	25.5%	42.1%
TOTALS	\$4,490,197	39.1%	26.1%	34.8%

SCHOLARSHIPS BY PRIVATE SCHOOL

STOs provide scholarships from the tax credit donations to students attending qualified Arizona private schools. A qualified school is a preschool that offers services to students with disabilities, and a nongovernmental primary or secondary school (K-12) that is located in this state and that does not discriminate based on race, color, disability, familial status or national origin. All teaching staff and personnel who have unsupervised contact with students are required to be fingerprinted. A qualified school does not include a charter school or any program operated by a charter school.

In terms of where the scholarship money went within Arizona, 64.2% of the scholarships and 66.1% of the scholarship money went to schools located in Maricopa County. Schools in thirteen of the fifteen counties received scholarship money. The following map shows the number of scholarships, the amount of scholarships and the average scholarship paid out by county in FY2023 for all four programs.

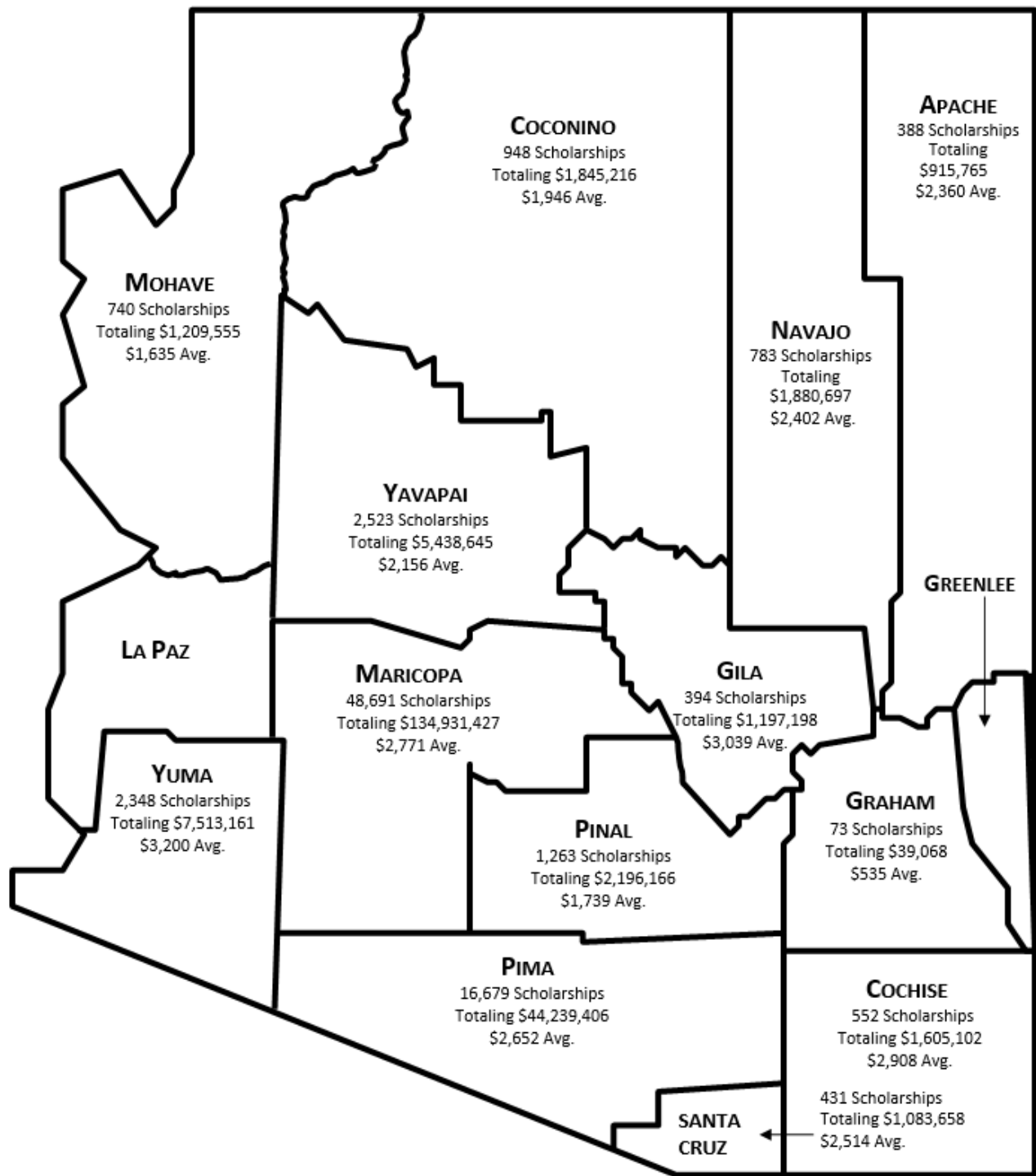


Table 11 (pg. 48) shows the cities or towns within which scholarship money was received, the number of scholarships, total scholarships and the average scholarship amount. The plurality of scholarship money and number of scholarships went to students attending private schools within the City of Phoenix. Private schools located in Phoenix received \$74,731,248 or 36.6% of the total scholarship amount from all credit programs. The largest average scholarship for a city or town was \$6,150 for schools located in Mayer.

Table 11
FY2023 Total Scholarships - All Credit Programs by Location of Private School

City/Town	#	\$ Amount	Average
Anthem	43	\$71,859	\$1,671
Avondale	1,909	\$3,341,481	\$1,750
Bapchule	769	\$1,120,702	\$1,457
Bisbee	21	\$40,620	\$1,934
Buckeye	35	\$55,712	\$1,592
Bylas	55	\$30,938	\$563
Camp Verde	326	\$458,853	\$1,408
Casa Grande	354	\$623,586	\$1,762
Cave Creek	341	\$641,073	\$1,880
Chandler	4,314	\$11,160,141	\$2,587
Cottonwood	853	\$1,965,909	\$2,305
Douglas	197	\$951,272	\$4,829
El Mirage	4	\$4,000	\$1,000
Flagstaff	923	\$1,786,579	\$1,936
Florence	102	\$413,551	\$4,054
Fountain Hills	54	\$172,965	\$3,203
Gilbert	3,619	\$11,735,123	\$3,243
Glendale	2,893	\$5,625,954	\$1,945
Globe	9	\$10,609	\$1,179
Goodyear	1,632	\$3,291,868	\$2,017
Green Valley	1	\$400	\$400
Holbrook	49	\$62,892	\$1,284
Kingman	169	\$424,468	\$2,512
Kykotsmovi	14	\$35,414	\$2,530
Lake Havasu City	571	\$785,087	\$1,375
Litchfield Park	254	\$453,206	\$1,784
Maricopa	2	\$11,760	\$5,880
Mayer	49	\$301,337	\$6,150
Mesa	1,531	\$3,898,533	\$2,546
Nogales	431	\$1,083,658	\$2,514
Oro Valley	144	\$594,857	\$4,131
Page	25	\$58,638	\$2,346
Paradise Valley	1,007	\$4,713,752	\$4,681
Payson	270	\$611,672	\$2,265
Peoria	112	\$193,208	\$1,725
Peridot	8	\$17,801	\$2,225
Phoenix	25,887	\$74,731,278	\$2,887
Picacho	22	\$16,206	\$737
Prescott	1,203	\$2,400,955	\$1,996
Queen Creek	259	\$537,165	\$2,074
Rock Point	81	\$245,609	\$3,032
Safford	18	\$8,131	\$452
Sahuarita	10	\$15,329	\$1,533
San Carlos	107	\$557,116	\$5,207
San Tan Valley	14	\$10,361	\$740
Scottsdale	2,997	\$10,466,995	\$3,492
Sedona	92	\$311,592	\$3,387
Show Low	608	\$1,459,232	\$2,400
Sierra Vista	292	\$561,555	\$1,923
St. Michael	307	\$670,156	\$2,183
Sun Valley	54	\$144,451	\$2,675
Surprise	99	\$191,102	\$1,930
Tempe	1,220	\$2,895,818	\$2,374

Table 11
FY2023 Total Scholarships - All Credit Programs by Location of Private School

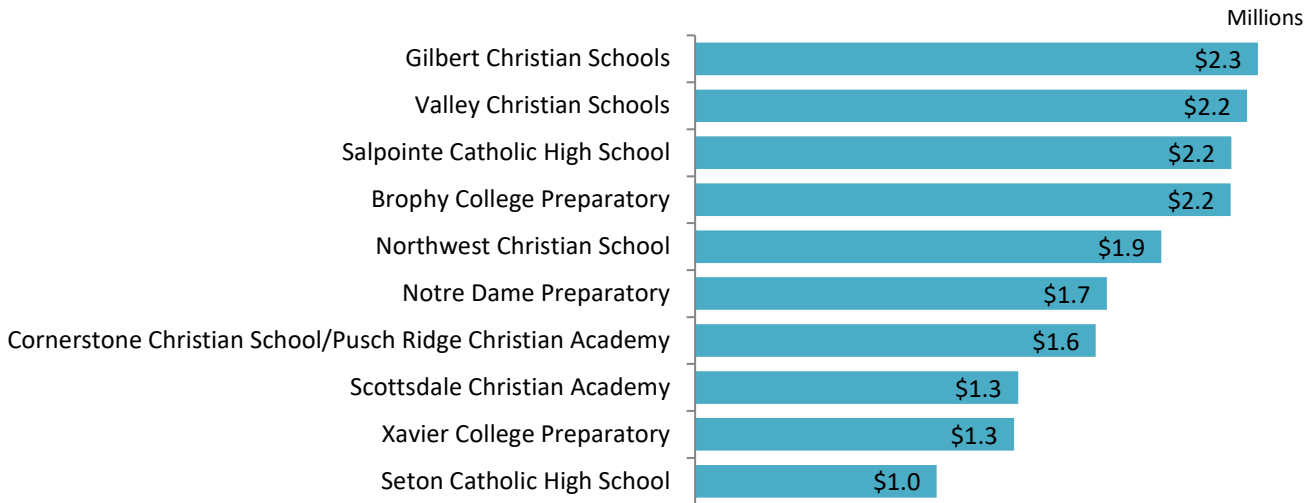
City/Town	#	\$ Amount	Average
Tolleson	1	\$5,900	\$5,900
Tucson	16,440	\$43,505,433	\$2,646
Vail	84	\$123,387	\$1,469
Whiteriver	21	\$47,887	\$2,280
Wickenburg	476	\$733,493	\$1,541
Willcox	42	\$51,654	\$1,230
Winslow	37	\$130,821	\$3,536
Youngtown	4	\$10,800	\$2,700
Yuma	2,348	\$7,513,161	\$3,200
TOTAL	75,813	\$204,095,066	\$2,692

Total may not match data in other tables due to missing school information.

FY2023 Scholarships by Private School

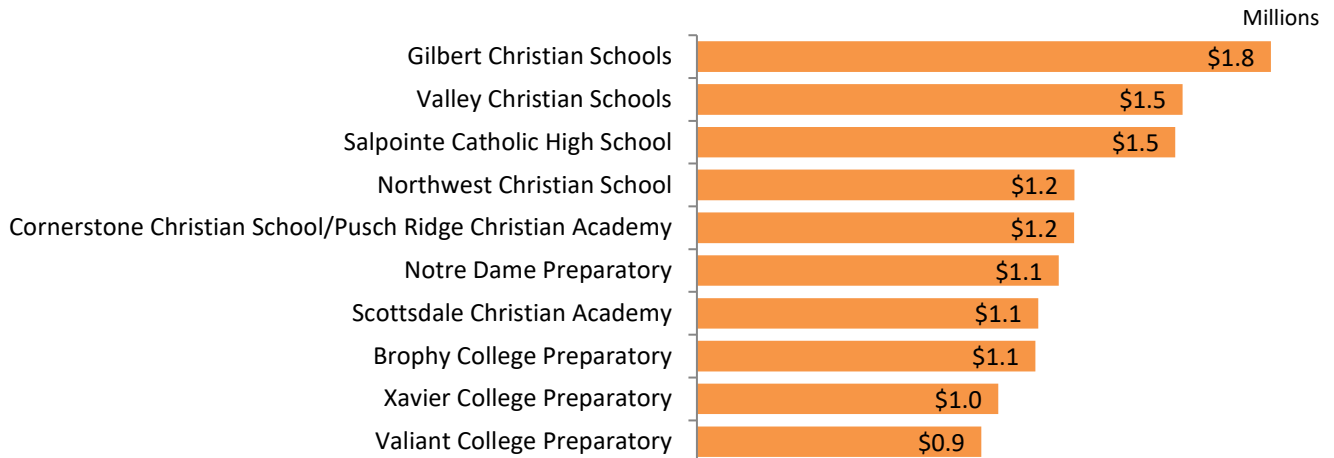
STOs provided scholarships from all four credit programs to 366 private schools in FY2023. There were 40 private schools that received scholarship money from 11 or more STOs. Two private schools, Northwest Christian School and Xavier College Preparatory, received scholarships from 21 STOs. Of the 366 private schools, 93 received scholarship money from only one STO. Table 12 (pg. 53) lists the 366 private schools with students that received scholarship money from one or more of the four credit programs in FY2023. In addition, the total average scholarship for all credit programs and the sum of future reserved scholarships for all credit programs are provided.

Top 10 Private Schools by Original Individual Scholarships in FY2023



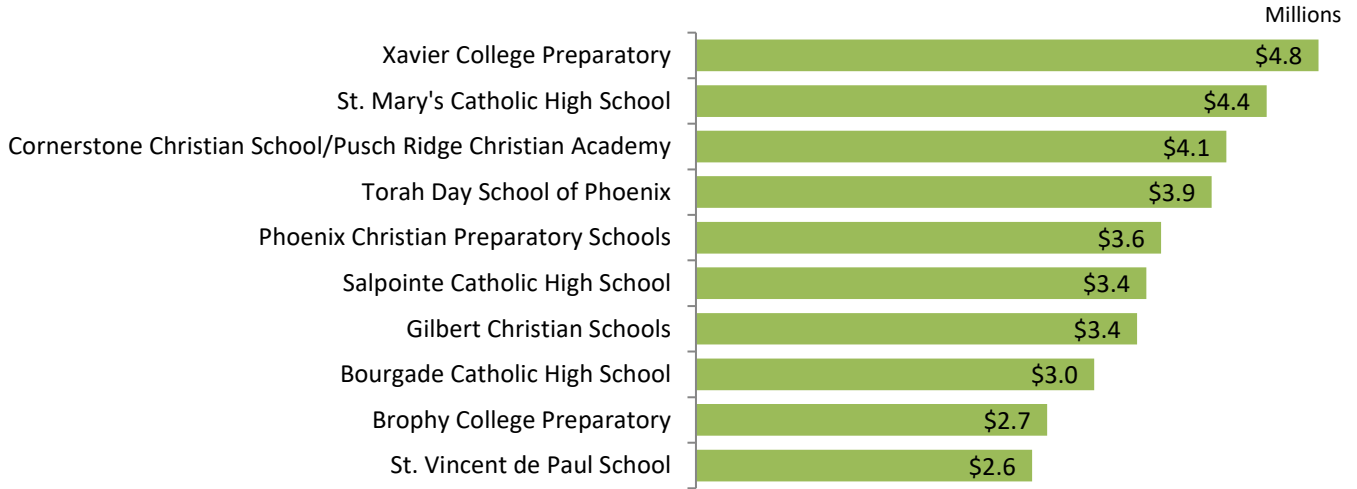
Original Individual Scholarships – Nine private schools received more than \$1.0 million in original individual scholarships in FY2023. Northwest Christian School received the largest number of original individual scholarships totaling 925 while Nischmat Adin-Shalhevet had the largest average original individual scholarship of \$13,000.

Top 10 Private Schools by Switcher Individual Scholarships in FY2023



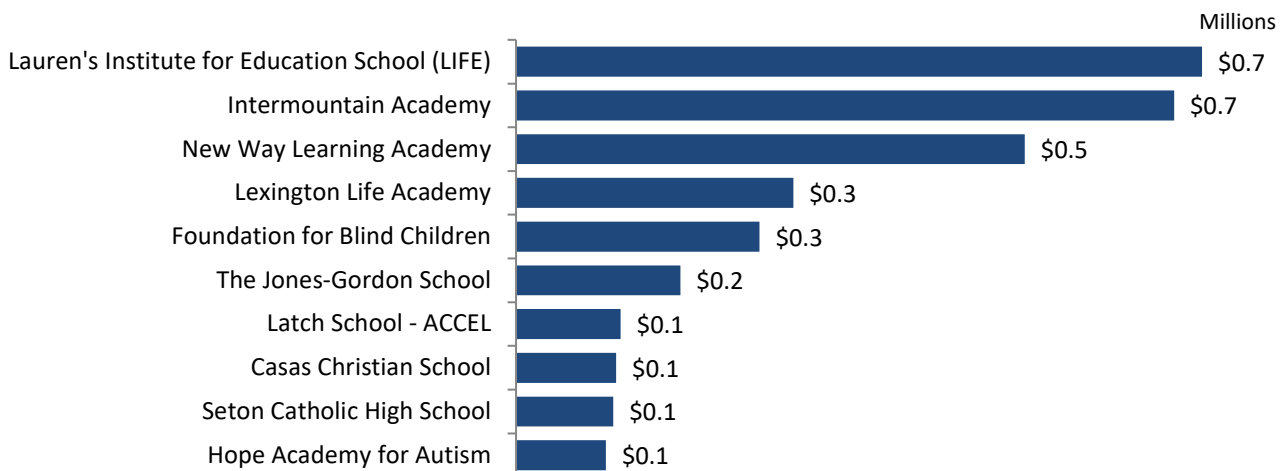
Switcher Individual Scholarships – Eight private schools received more than \$1.0 million in switcher individual scholarships in FY2023. Salpointe Catholic High School received the largest number of switcher individual scholarships totaling 886 while Valiant College Preparatory had the largest average switcher individual scholarship of \$15,283.

Top 10 Private Schools by Low-Income Corporate Scholarships in FY2023



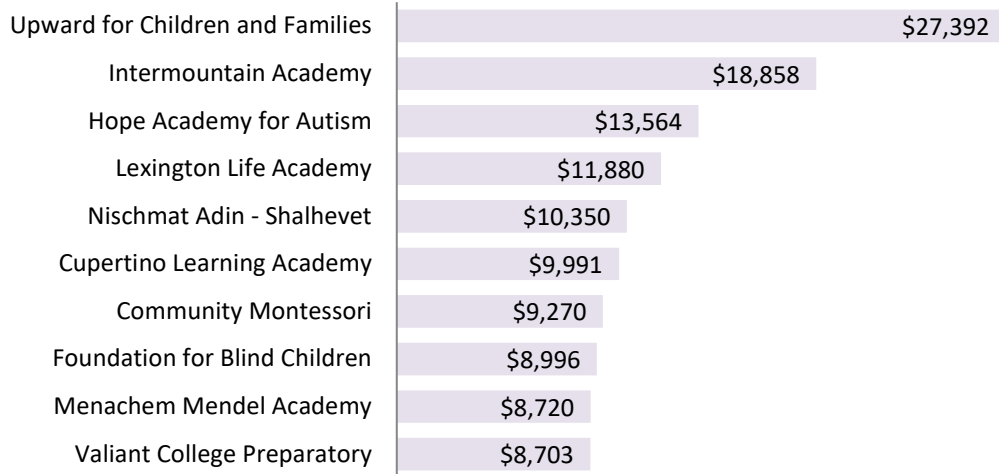
Low-Income Corporate Scholarships – Thirty-one private schools received more than \$1.0 million in low-income corporate scholarships in FY2023. Salpointe Catholic High School received the largest number of low-income corporate scholarships totaling 1,017 while Foundation for Blind Children had the largest average low-income corporate scholarship of \$8,700.

Top 10 Private Schools by Disabled/Displaced Corporate Scholarships in FY2023



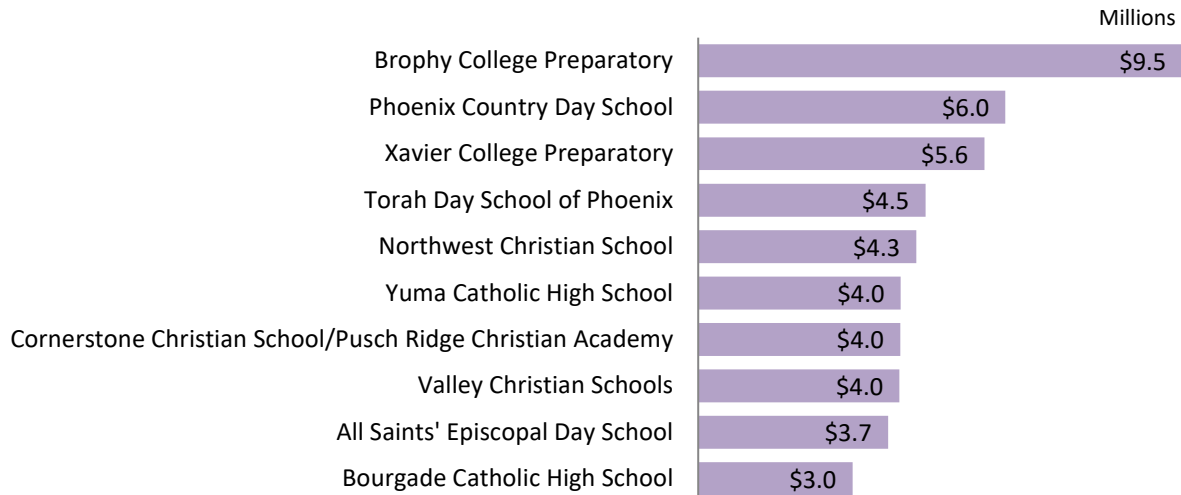
Disabled/Displaced Corporate Scholarships – No private schools received more than \$1.0 million in disabled/displaced corporate scholarships in FY2023. New Way Learning Academy received the largest number of disabled/displaced corporate scholarships totaling 81 while Hope Academy for Autism had the largest average disabled/displaced corporate scholarship of \$31,170.

Top 10 Private Schools by Total Average Scholarship in FY2023



Total Average Scholarships – The FY2023 total overall average scholarship for all credit programs was \$2,692. Five private schools received scholarships from one or more of the credit programs that provided an overall average scholarship greater than \$10,000.

Top 10 Private Schools with Future Reserved Scholarships in FY2023



Future Reserved Scholarships for All Credit Programs – In FY2023, STOs reported future reserved scholarships for students attending 310 private schools. Those students who have not identified a private school to the STO at the time of the report (scholarships for new applicants reserved for following academic year or students that will be transitioning to a different school) are included in the “Data not provided” category. Thirty-nine private schools were reported by STOs to have students with future reserved scholarships greater than \$1 million from one or more of the credit programs. Northwest Christian School has the largest number of students with future reserved scholarships at 1,855. It should be noted that a portion of the reserved future year awards reported by STOs may be for scholarships to be awarded in the upcoming academic year.

Table 12
FY2023 Scholarships by Private School

Private School	FY23 Scholarships									Future Reserved Scholarships									
	Original Individual		Switcher Individual		Low-Income Corporate		Disabled/Displaced Corporate		Total Average	Original Individual		Switcher Individual		Low-Income Corporate		Disabled/Displaced Corporate		Sum of All Future Reserved	
	Number	\$ Amount	Number	\$ Amount	Number	\$ Amount	Number	\$ Amount	Scholarship	Number	\$ Amount	Number	\$ Amount	Number	\$ Amount	Number	\$ Amount	Number	\$ Amount
2nd Street Children's School	8	\$38,157	8	\$21,444	0	\$0	0	\$0	\$3,725	4	\$7,063	3	\$2,498	0	\$0	0	\$0	7	\$9,560
91st Psalm Christian School	37	\$49,527	21	\$29,751	18	\$87,381	0	\$0	\$2,193	56	\$91,046	42	\$38,901	9	\$107,000	0	\$0	107	\$236,947
Accelerated Learning Lab/Green Fields	5	\$20,786	5	\$14,912	0	\$0	0	\$0	\$3,570	0	\$0	0	\$0	0	\$0	0	\$0	0	\$0
Ace Academy	12	\$9,722	10	\$6,484	0	\$0	0	\$0	\$737	0	\$0	0	\$0	0	\$0	0	\$0	0	\$0
ACES (Austin Centers for Exceptional Students)	3	\$14,162	0	\$0	0	\$0	0	\$0	\$4,721	0	\$0	0	\$0	0	\$0	0	\$0	0	\$0
Acton Academy	7	\$8,810	8	\$7,940	2	\$11,600	0	\$0	\$1,668	1	\$742	1	\$20	0	\$0	0	\$0	2	\$762
Adobe Adventist Christian School	0	\$0	1	\$1,465	0	\$0	0	\$0	\$1,465	0	\$0	0	\$0	0	\$0	0	\$0	0	\$0
Ahwatukee Foothills Montessori	7	\$40,440	6	\$19,264	0	\$0	0	\$0	\$4,593	8	\$29,567	7	\$22,426	0	\$0	0	\$0	15	\$51,993
Aldea Montessori	12	\$33,500	12	\$12,410	0	\$0	0	\$0	\$1,913	0	\$0	0	\$0	0	\$0	0	\$0	0	\$0
Aleph Bet Kindergarten	8	\$22,502	20	\$148,710	63	\$190,401	0	\$0	\$3,974	0	\$0	0	\$0	0	\$0	0	\$0	0	\$0
All Saints Catholic School (Our Lady of the Mountains)	67	\$84,356	30	\$45,650	49	\$157,597	0	\$0	\$1,970	91	\$183,434	48	\$82,419	0	\$0	0	\$0	139	\$265,853
All Saints' Episcopal Day School	146	\$416,536	135	\$307,687	186	\$883,775	1	\$500	\$3,437	28	\$74,226	24	\$66,371	159	\$3,594,000	0	\$0	211	\$3,734,597
Ambassador Christian	0	\$0	2	\$1,450	0	\$0	0	\$0	\$725	0	\$0	0	\$0	0	\$0	0	\$0	0	\$0
Ambassador Christian Academy	64	\$57,858	52	\$38,982	107	\$395,819	3	\$1,450	\$2,186	45	\$78,253	33	\$27,872	8	\$31,000	0	\$0	86	\$137,125
American Family Education	14	\$20,400	7	\$9,988	17	\$47,450	0	\$0	\$2,048	1	\$100	0	\$0	0	\$0	0	\$0	1	\$100
American Indian Christian School	23	\$64,402	19	\$40,310	4	\$20,000	0	\$0	\$2,711	2	\$1,058	1	\$568	0	\$0	0	\$0	3	\$1,626
Amici Trilingual Montessori	0	\$0	1	\$500	0	\$0	0	\$0	\$500	0	\$0	0	\$0	0	\$0	0	\$0	0	\$0
Annunciation Catholic School	56	\$98,512	84	\$87,454	70	\$150,821	3	\$7,150	\$1,615	48	\$110,138	43	\$92,074	22	\$29,300	6	\$36,400	119	\$267,911
Apache Baptist Academy	19	\$8,381	27	\$13,557	9	\$9,000	0	\$0	\$563	10	\$4,262	10	\$4,406	0	\$0	0	\$0	20	\$8,668
Apostolic Faith Center Christian Academy	0	\$0	0	\$0	4	\$10,800	0	\$0	\$2,700	0	\$0	0	\$0	4	\$18,000	0	\$0	4	\$18,000
Arcadia Montessori	3	\$18,114	3	\$12,522	0	\$0	0	\$0	\$5,106	0	\$0	0	\$0	0	\$0	0	\$0	0	\$0
Arizona Behavior & Autism	2	\$10,890	4	\$29,700	4	\$14,800	4	\$3,500	\$4,206	0	\$0	0	\$0	0	\$0	0	\$0	0	\$0
Arizona Cultural Academy	117	\$319,610	98	\$228,821	284	\$1,802,641	0	\$0	\$4,712	72	\$240,345	65	\$149,080	5	\$93,000	0	\$0	142	\$482,425
Arizona Lutheran Academy	170	\$421,443	162	\$253,827	144	\$585,786	1	\$150	\$2,644	74	\$198,562	44	\$64,508	88	\$865,000	0	\$0	206	\$1,128,070
Arrowhead Christian Academy	94	\$103,192	96	\$71,585	96	\$317,898	1	\$800	\$1,719	77	\$88,716	67	\$60,005	153	\$1,058,800	0	\$0	297	\$1,207,521
Arrowhead Montessori School	14	\$37,636	10	\$44,894	5	\$24,600	0	\$0	\$3,694	1	\$950	1	\$25	6	\$18,000	0	\$0	8	\$18,975
Arrows Christian Academy	0	\$0	0	\$0	0	\$0	0	\$0	\$0	1	\$3,820	1	\$3,559	0	\$0	0	\$0	2	\$7,379
Ascension Lutheran School	17	\$55,110	18	\$41,258	0	\$0	0	\$0	\$2,753	5	\$7,699	1	\$2,539	0	\$0	0	\$0	6	\$10,238
Atomeum Lutheran School	36	\$44,765	28	\$33,693	19	\$39,223	1	\$150	\$1,403	21	\$27,666	11	\$9,687	5	\$21,689	0	\$0	37	\$59,043
Autism Academy for Education & Development	7	\$51,400	7	\$26,765	12	\$62,100	4	\$63,235	\$6,783	1	\$2,241	2	\$3,178	0	\$0	0	\$0	3	\$5,419
Awakening Seed School	21	\$128,922	21	\$68,645	0	\$0	1	\$500	\$4,606	8	\$14,377	6	\$10,827	0	\$0	0	\$0	14	\$25,204
AZ Aspire Academy	6	\$24,595	5	\$13,689	2	\$10,000	0	\$0	\$3,714	0	\$0	0	\$0	0	\$0	0	\$0	0	\$0
Banner Children's Academy	9	\$104,911	8	\$14,283	7	\$57,200	9	\$26,804	\$6,158	0	\$0	0	\$0	4	\$34,100	0	\$0	4	\$34,100
Bayer Private School	19	\$50,111	17	\$38,090	12	\$59,100	0	\$0	\$3,069	17	\$47,694	17	\$30,180	4	\$22,300	0	\$0	38	\$100,174
Beautiful Savior Academy	16	\$31,863	16	\$16,312	2	\$915	0	\$0	\$1,444	5	\$3,154	1	\$1,139	0	\$0	0	\$0	6	\$4,293
Believe I Can Academy	1	\$4,954	1	\$5,588	0	\$0	0	\$0	\$5,271	0	\$0	0	\$0	0	\$0	0	\$0	0	\$0
Bella Montessori School	4	\$12,365	4	\$8,385	0	\$0	0	\$0	\$2,594	0	\$0	0	\$0	0	\$0	0	\$0	0	\$0
Bella Vista College Preparatory School	21	\$35,430	17	\$26,745	88	\$645,400	0	\$0	\$5,616	6	\$14,500	5	\$11,500	5	\$39,500	0	\$0	16	\$65,500
Berean Christian School	1	\$1,332	2	\$345	0	\$0	0	\$0	\$559	5	\$7,115	7	\$4,550	0	\$0	0	\$0	12	\$11,664
Black Mountain Science Academy	6	\$14,275	6	\$10,429	0	\$0	0	\$0	\$2,059	3	\$3,628	3	\$2,544	0	\$0	0	\$0	6	\$6,172
Blessed Beginnings of Oro Valley	14	\$29,476	14	\$16,688	0	\$0	0	\$0	\$1,649	4	\$3,832	4	\$1,749	0	\$0	0	\$0	8	\$5,582
Blessed Sacrament Kindergarten	8	\$32,984	11	\$18,045	7	\$11,464	0	\$0	\$2,404	4	\$20,000	4	\$19,100	2	\$20	0	\$0	10	\$39,120
Bourgade Catholic High School	465	\$514,878	362	\$468,009	686	\$3,045,493	26	\$48,667	\$2,649	117	\$366,122	299	\$143,814	306	\$2,434,656	16	\$93,780	738	\$3,038,373
Breakthrough Academy	1	\$2,690	1	\$2,015	0	\$0	1	\$5	\$1,570	1	\$2,291	2	\$5,278	2	\$3,500	1	\$3,000	6	\$14,069
Bridge Christian Academy	0	\$0	0	\$0	1	\$5,900	0	\$0	\$5,900	0	\$0	0	\$0	0	\$0	0	\$0	0	\$0
Bridges Preschool & Kindergarten	2	\$2,909	2	\$2,791	4	\$5,000	0	\$0	\$1,338	0	\$0	0	\$0	2	\$3,500	0	\$0	2	\$3,500
Brightmont Academy	7	\$23,849	4	\$17,341	3	\$22,300	0	\$0	\$4,535	1	\$540	1	\$2,000	0	\$0	0	\$0	2	\$2,540
Brophy College Preparatory	493	\$2,171,463	315	\$1,073,611	370	\$2,684,049	5	\$7,655	\$5,018	241	\$2,183,033	130	\$820,693	297	\$6,526,182	0	\$0	668	\$9,529,907
Cadence Academy	1	\$7,580	1	\$8,225	1	\$5,900	0	\$0	\$7,235	0	\$0	0	\$0	0	\$0	0	\$0	0	\$0
Calvary Chapel Christian School	15	\$21,456	14	\$15,817	29	\$89,692	1	\$800	\$2,166	3	\$18,383	3	\$8,511	3	\$16,900	0	\$0	9	\$43,794
Calvary Christian Academy	154	\$271,730	131	\$184,241	6	\$13,380	0	\$0	\$1,613	175	\$457,784	118	\$198,959	0	\$0	0	\$0	293	\$656,743
Calvary Christian Academy-Globe	3	\$3,274	6	\$7,335	0	\$0	0	\$0	\$1,179	0	\$0	0	\$0	0	\$0	0	\$0	0	\$0
Calvary Christian School	79	\$101,841	70	\$53,326	25	\$42,000	1	\$20	\$1,127	99	\$144,741	63	\$66,472	20	\$125,000	0	\$0	182	\$336,213
Camp Verde United Christian School	72	\$112,865	70	\$55,267	38	\$17,869	0	\$0	\$1,033	42	\$115,725	28	\$54,232	0	\$0	0	\$0	70	\$169,957
Carden Christian Academy Central	10	\$14,368	8	\$6,014	4	\$6,014	0	\$0	\$1,200	7	\$15,533	6	\$6,951	0	\$0	0	\$0	13	\$22,485
Carefree Christian Academy	21	\$48,109	20	\$35,210	15	\$28,250	0	\$0	\$1,992	7	\$11,870	5	\$3,975	8	\$23,125	0	\$0	20	\$38,970
Caritas Academy	10	\$19,205	36	\$4,311	0	\$0	0	\$0	\$511	50	\$220,235	47	\$94,861	0	\$0	0	\$0	97	\$315,095
Casa del Nino Bilingual Montessori School	6	\$8,455	9	\$14,980	3	\$12,050	0	\$0	\$1,971	0	\$0	0	\$0	0	\$0	0	\$0	0	\$0
Casa Ninos School of Montessori	2	\$7,083	1	\$3,910	2	\$2,750	0	\$0	\$2,749	0	\$0	0	\$0	0	\$0	0	\$0	0	\$0
Casas Christian School	202	\$421,283	199	\$276,693	280	\$824,796	42	\$104,194	\$2,250	121	\$318,865	117	\$206,516	21	\$253,725	0	\$0	259	\$779,107
Castlehill Country Day School	37	\$95,837	32	\$67,702	12	\$66,400	0	\$0	\$2,839	5	\$28,833	6	\$31,935	7	\$33,400	0	\$0	18	\$94,169
Catalina Hills Preschool & Kindergarten	0	\$0	0	\$0	0	\$0	0	\$0	\$0	1	\$3,466	1	\$2,293	0	\$0	0	\$0	2	\$5,759
Catalyst Christian Academy	3	\$1,800	1	\$2,071	9	\$37,929	0	\$0	\$3,215	0	\$0	0	\$0	0	\$0	0	\$0	0	\$0
Cave Creek Montessori	6	\$21,015	6	\$14,765	1	\$4,500	0	\$0	\$3,098	0	\$0	0	\$0	0	\$0	0	\$0	0	\$0
Chandler Jewish Preschool	5	\$16,715	5	\$12,130	3	\$17,400	0	\$0	\$3,557	0	\$0	0	\$0	0	\$0	0	\$0	0	\$0
Chaparral Christian Community School	14	\$29,093	11	\$14,819	0	\$0	0	\$0	\$1,757	14	\$21,072	12	\$17,136	0	\$0	0	\$0	26	\$38,209
Cheder and Beis Chana High School	4	\$12,000	1	\$3,000	48	\$105,830	0	\$0	\$2,280	7	\$21,000	0	\$0	15	\$67,500	0	\$0	22	\$88,500
Cheder Lubavitch	20	\$39,795	20	\$24,765	621	\$1,308,812	0	\$0	\$2,078	0	\$0	0	\$0	96	\$903,400	0	\$0	96	\$903,400
Christ Church School	25	\$39,153	24	\$46,982	7	\$40,600	0	\$0	\$2,263	13	\$50,818	11	\$15,221	7	\$126,500	0	\$0	31	\$192,539
Christ Lutheran School	169	\$266,821	161	\$273,842	13	\$10,434	0	\$0	\$1,607	163	\$316,694	126	\$198,233	1	\$1,400	0	\$0	290	\$516,327

Table 12
FY2023 Scholarships by Private School

Private School	FY23 Scholarships									Future Reserved Scholarships									
	Original Individual		Switcher Individual		Low-Income Corporate		Disabled/Displaced Corporate		Total Average	Original Individual		Switcher Individual		Low-Income Corporate		Disabled/Displaced Corporate		Sum of All Future Reserved	
	Number	\$ Amount	Number	\$ Amount	Number	\$ Amount	Number	\$ Amount	Scholarship	Number	\$ Amount	Number	\$ Amount	Number	\$ Amount	Number	\$ Amount	Number	\$ Amount
Greenhouse Montessori School	8	\$20,545	9	\$21,146	1	\$5,000	0	\$0	\$2,594	0	\$0	0	\$0	0	\$0	0	\$0	0	\$0
Guidepost Montessori at Goodyear	35	\$180,665	32	\$79,784	18	\$86,504	0	\$0	\$4,082	3	\$1,142	0	\$0	0	\$0	0	\$0	3	\$1,142
Guidepost Montessori at North Scottsdale	2	\$10,450	1	\$12,620	1	\$5,145	0	\$0	\$7,054	1	\$1,160	1	\$2,190	0	\$0	0	\$0	2	\$3,350
Guiding Light Christian Educational Center (GLCP)	15	\$37,129	14	\$24,005	0	\$0	0	\$0	\$2,108	5	\$2,659	2	\$987	0	\$0	0	\$0	7	\$3,645
Hand in Hand Christian School	1	\$1,195	2	\$3,915	1	\$1,000	0	\$0	\$1,528	1	\$1,195	1	\$1,189	0	\$0	0	\$0	2	\$2,384
Heart Cry Christian Academy	10	\$4,993	10	\$3,489	0	\$0	0	\$0	\$424	25	\$50,691	27	\$25,949	0	\$0	0	\$0	52	\$76,640
Heartwood Montessori	11	\$42,879	4	\$19,500	11	\$54,600	0	\$0	\$4,499	0	\$0	0	\$0	0	\$0	0	\$0	0	\$0
Heritage Montessori	4	\$12,100	5	\$15,035	1	\$5,900	0	\$0	\$3,304	0	\$0	0	\$0	1	\$5,900	0	\$0	1	\$5,900
Highlands Latin School	3	\$3,856	4	\$1,769	0	\$0	0	\$0	\$804	2	\$1,450	4	\$2,199	0	\$0	0	\$0	6	\$3,649
Holbrook Adventist Indian School	46	\$46,492	0	\$0	3	\$16,400	0	\$0	\$1,284	0	\$0	0	\$0	0	\$0	0	\$0	0	\$0
Holy Cross Evangelical Lutheran School	3	\$5,277	0	\$0	0	\$0	0	\$0	\$1,759	0	\$0	1	\$20	0	\$0	0	\$0	1	\$20
Holy Family Academy	9	\$2,317	8	\$12,856	12	\$22,505	0	\$0	\$1,299	2	\$8,025	2	\$1,628	14	\$273,400	0	\$0	18	\$283,054
Hope Academy for Autism	0	\$0	0	\$0	5	\$15,000	3	\$93,510	\$13,564	0	\$0	0	\$0	0	\$0	0	\$0	0	\$0
HOPE Christian Academy	17	\$20,720	47	\$28,730	15	\$34,104	0	\$0	\$1,058	87	\$262,601	69	\$104,956	1	\$4,000	0	\$0	157	\$371,557
Ignite Learning Academy	1	\$3,266	1	\$2,234	0	\$0	0	\$0	\$2,750	1	\$30,016	1	\$1,561	0	\$0	0	\$0	2	\$31,577
Imago Dei Middle School	153	\$577,688	127	\$343,831	164	\$1,022,727	0	\$0	\$4,379	0	\$0	0	\$0	41	\$424,300	0	\$0	41	\$424,300
Immaculate Conception Catholic School	74	\$63,598	118	\$49,975	211	\$1,266,790	3	\$640	\$3,401	16	\$27,350	19	\$18,308	4	\$50,000	0	\$0	39	\$95,658
Immaculate Conception School	46	\$100,464	42	\$45,972	295	\$837,425	13	\$60,891	\$2,638	81	\$186,217	75	\$113,334	118	\$239,490	7	\$17,755	281	\$556,795
Immaculate Heart Academy	40	\$118,621	80	\$57,421	117	\$402,104	5	\$4,000	\$2,406	0	\$0	1	\$2,000	2	\$26,800	0	\$0	3	\$28,800
Immaculate Heart High School	45	\$109,050	47	\$62,718	37	\$160,334	0	\$0	\$2,574	13	\$46,985	14	\$37,387	0	\$0	0	\$0	27	\$84,371
Immaculate Heart of Mary School	2	\$4,200	2	\$4,200	6	\$35,200	0	\$0	\$4,400	1	\$1,000	0	\$0	0	\$0	0	\$0	1	\$1,000
Inspire Kids Montessori	18	\$43,955	16	\$32,610	1	\$5,900	0	\$0	\$2,356	0	\$0	0	\$0	0	\$0	0	\$0	0	\$0
Integrative Learning Academy	1	\$2,000	1	\$2,550	0	\$0	0	\$0	\$2,275	3	\$3,811	0	\$0	0	\$0	0	\$0	3	\$3,811
Intermountain Academy	1	\$2,336	0	\$0	12	\$85,800	28	\$685,055	\$18,858	1	\$184	0	\$0	0	\$0	0	\$0	1	\$184
International School of Arizona	48	\$240,816	53	\$166,100	21	\$101,651	0	\$0	\$4,169	2	\$3,668	1	\$2,858	10	\$24,000	0	\$0	13	\$30,526
International School of Tucson	86	\$191,162	67	\$100,640	84	\$530,093	1	\$500	\$3,455	17	\$28,092	13	\$27,462	33	\$70,000	0	\$0	63	\$125,554
Ironwood Hill School	6	\$25,047	3	\$9,991	4	\$23,843	3	\$16,185	\$4,692	0	\$0	0	\$0	2	\$18,000	0	\$0	2	\$18,000
Jewell School	2	\$4,326	3	\$9,138	3	\$14,800	0	\$0	\$3,533	6	\$4,107	4	\$992	3	\$6,000	0	\$0	13	\$11,099
Joanne Todd Christian School	23	\$27,283	17	\$23,872	1	\$250	1	\$250	\$1,230	6	\$4,769	9	\$5,695	0	\$0	0	\$0	15	\$10,464
Journey School	9	\$16,792	13	\$11,043	1	\$500	0	\$0	\$1,232	1	\$4,193	1	\$108	0	\$0	0	\$0	2	\$4,301
Kino Learning Center	16	\$49,597	15	\$29,806	3	\$11,000	4	\$2,600	\$2,447	3	\$2,100	3	\$2,902	0	\$0	0	\$0	6	\$5,003
Lamb's Gate Christian School	2	\$4,310	2	\$5,179	0	\$0	0	\$0	\$2,372	1	\$50	0	\$0	0	\$0	0	\$0	1	\$50
Lamplighters Chabad Day School of Tucson	15	\$111,430	11	\$17,270	22	\$112,700	0	\$0	\$5,029	0	\$0	0	\$0	9	\$53,100	0	\$0	9	\$53,100
Landmark Christian Academy	0	\$0	0	\$0	0	\$0	0	\$0	\$296	0	\$0	0	\$0	0	\$0	0	\$0	1	\$296
Latch School - ACCCEL	16	\$52,433	13	\$22,966	17	\$62,800	6	\$108,996	\$4,754	2	\$4,000	3	\$3,000	0	\$0	0	\$0	5	\$7,000
Lauren's Institute for Education School (LIFE)	23	\$52,648	24	\$32,944	61	\$419,312	35	\$714,245	\$8,526	3	\$3,321	3	\$2,443	0	\$0	9	\$55,000	15	\$60,764
Lehi Montessori	10	\$11,846	11	\$9,482	2	\$4,869	0	\$0	\$1,139	4	\$1,396	1	\$354	0	\$0	0	\$0	5	\$1,750
Lexington Life Academy	1	\$6,704	1	\$2,000	11	\$35,200	15	\$288,722	\$11,880	1	\$363	0	\$0	0	\$0	0	\$0	1	\$363
Lexington Life Academy-Show Low	0	\$0	1	\$3,000	3	\$21,300	0	\$0	\$6,075	0	\$0	0	\$0	0	\$0	0	\$0	0	\$0
Liberty Baptist Christian Academy	3	\$1,160	4	\$3,212	2	\$8,126	0	\$0	\$1,389	3	\$338	3	\$214	0	\$0	0	\$0	6	\$552
Liberty Youth Academy	5	\$9,846	5	\$5,483	1	\$400	0	\$0	\$1,430	2	\$3,620	2	\$1,920	0	\$0	0	\$0	4	\$5,540
Life Christian Academy	8	\$14,013	8	\$8,450	2	\$4,750	0	\$0	\$1,512	22	\$36,612	15	\$19,472	0	\$0	0	\$0	37	\$56,084
Light of Christ Christian Academy	8	\$8,935	13	\$9,689	7	\$23,600	0	\$0	\$1,508	13	\$36,161	15	\$17,020	0	\$0	0	\$0	28	\$53,180
Logos Christian Academy	22	\$19,048	24	\$16,034	42	\$90,670	0	\$0	\$1,429	46	\$74,013	40	\$32,183	7	\$56,150	0	\$0	93	\$162,346
Loretto Catholic School	32	\$123,885	11	\$35,980	154	\$791,407	0	\$0	\$4,829	0	\$0	0	\$0	110	\$1,714,700	0	\$0	110	\$1,714,700
Lourdes Catholic School	65	\$108,452	49	\$49,107	118	\$421,577	0	\$0	\$2,496	1	\$7,784	1	\$8,487	15	\$216,100	0	\$0	17	\$232,371
Loyola Academy	0	\$0	67	\$514,800	67	\$389,400	0	\$0	\$6,748	0	\$0	41	\$457,836	41	\$441,700	0	\$0	82	\$899,536
Lumos Arts Academy	30	\$23,901	17	\$14,240	21	\$39,050	3	\$320	\$1,092	6	\$3,457	10	\$1,077	0	\$0	0	\$0	16	\$4,534
Mandarin Montessori Academy	1	\$3,736	1	\$5,747	0	\$0	0	\$0	\$4,741	0	\$0	0	\$0	0	\$0	0	\$0	0	\$0
Maranatha Christian Academy	5	\$9,961	2	\$3,841	14	\$57,667	0	\$0	\$3,403	1	\$1,357	0	\$0	6	\$122,300	0	\$0	7	\$123,657
Maricopa Christian Academy	1	\$4,144	1	\$2,256	0	\$0	0	\$0	\$3,200	0	\$0	0	\$0	0	\$0	0	\$0	0	\$0
Menachem Mendel Academy	4	\$40,510	4	\$40,982	3	\$14,433	0	\$0	\$8,720	0	\$0	0	\$0	1	\$6,000	0	\$0	1	\$6,000
Mesa Christian Academy	14	\$32,627	11	\$10,032	2	\$1,520	0	\$0	\$1,636	9	\$7,902	8	\$3,797	1	\$1,500	0	\$0	18	\$13,199
Montessori Center School	1	\$1,123	1	\$1,117	0	\$0	0	\$0	\$1,120	1	\$1,719	1	\$1,709	0	\$0	0	\$0	2	\$3,428
Montessori Children's House	3	\$7,698	3	\$13,238	0	\$0	0	\$0	\$3,489	0	\$0	0	\$0	0	\$0	0	\$0	0	\$0
Montessori in the Park	0	\$0	0	\$0	6	\$35,400	0	\$0	\$5,900	1	\$246	1	\$344	0	\$0	0	\$0	2	\$590
Montessori International School	37	\$53,901	27	\$34,893	20	\$87,802	2	\$170	\$2,055	1	\$84	0	\$0	4	\$25,000	0	\$0	5	\$25,084
Montessori Learning Center	2	\$4,100	2	\$775	0	\$0	0	\$0	\$1,219	0	\$0	0	\$0	0	\$0	0	\$0	0	\$0
Most Holy Trinity Catholic School	36	\$45,512	28	\$22,446	142	\$499,522	2	\$2,615	\$2,741	57	\$99,920	29	\$42,342	40	\$201,475	0	\$0	126	\$343,737
Mount Zion Christian Academy	0	\$0	0	\$0	0	\$0	0	\$0	\$2,721	1	\$1,936	0	\$0	0	\$0	0	\$0	2	\$4,657
Mountain Christian School	63	\$74,299	65	\$35,275	67	\$237,513	0	\$0	\$1,780	60	\$122,113	61	\$59,140	18	\$176,800	0	\$0	139	\$358,052
Mountain View Academy	2	\$471	0	\$0	0	\$0	0	\$0	\$235	0	\$0	7	\$140	0	\$0	0	\$0	7	\$140
Native American Christian Academy	26	\$56,352	12	\$28,099	16	\$60,000	0	\$0	\$2,675	13	\$31,931	5	\$9,500	24	\$60,000	0	\$0	42	\$101,431
Navajo Christian Preparatory Academy	42	\$162,716	33	\$82,773	6	\$120	0	\$0	\$3,032	0	\$0	1	\$1,053	0	\$0	0	\$0	1	\$1,053
New Covenant Lutheran Preschool & Kindergarten	16	\$50,813	16	\$30,284	0	\$0	0	\$0	\$2,534	6	\$6,766	4	\$4,335	0	\$0	0	\$0	10	\$11,100
New Gains Academy	0	\$0	0	\$0	2	\$7,200	0	\$0	\$3,600	0	\$0	0	\$0	0	\$0	0	\$0	0	\$0
New Vistas Center for Education	183	\$767,450	170	\$661,735	6	\$9,313	0	\$0	\$4,007	114	\$901,618	103	\$442,448	1	\$1,000	0	\$0	218	\$1,345,066
New Way Learning Academy	89	\$351,346	91	\$279,012	76	\$418,503	81	\$529,612	\$4,684	42	\$131,473	38	\$80,018	19	\$92,300	6	\$17,915	105	\$321,706
Nischmat Adin - Shalhevet	1	\$13,000	0	\$0	1	\$7,700	0	\$0	\$10,350	0	\$0	0	\$0	0	\$0	0	\$0	0	\$0
Noah's Ark Preschool & Kindergarten	12	\$22,256	12	\$9,321	0	\$0	0	\$0	\$1,316	3	\$2,633	3	\$2,744	0	\$0	0	\$0	6	\$5,377

Table 12
FY2023 Scholarships by Private School

Private School	FY23 Scholarships										Future Reserved Scholarships								
	Original Individual		Switcher Individual		Low-Income Corporate		Disabled/Displaced Corporate		Total Average	Original Individual		Switcher Individual		Low-Income Corporate		Disabled/Displaced Corporate		Sum of All Future Reserved	
	Number	\$ Amount	Number	\$ Amount	Number	\$ Amount	Number	\$ Amount	Scholarship	Number	\$ Amount	Number	\$ Amount	Number	\$ Amount	Number	\$ Amount	Number	\$ Amount
Noor Academy of Arizona	29	\$103,600	13	\$50,500	73	\$313,660	0	\$0	\$4,067	0	\$0	0	\$0	40	\$541,800	0	\$0	40	\$541,800
North Phoenix Baptist Kindergarten	9	\$31,395	9	\$22,326	0	\$0	0	\$0	\$2,985	5	\$12,485	8	\$12,989	0	\$0	0	\$0	13	\$25,474
North Valley Christian Academy (Cross of Christ)	303	\$495,747	192	\$307,514	253	\$1,321,047	20	\$55,218	\$2,838	187	\$361,410	144	\$176,116	88	\$616,910	0	\$0	419	\$1,154,436
Northland Christian School	37	\$33,301	52	\$31,155	55	\$233,250	0	\$0	\$2,067	41	\$26,849	35	\$21,471	23	\$263,900	0	\$0	99	\$312,221
Northminster Christian School	0	\$0	0	\$0	0	\$0	0	\$0	\$0	2	\$8,848	4	\$4,945	0	\$0	0	\$0	6	\$13,793
Northwest Christian School	925	\$1,889,385	735	\$1,196,665	446	\$872,457	7	\$3,800	\$1,875	928	\$1,796,822	756	\$1,094,262	171	\$1,401,585	0	\$0	1,855	\$4,292,669
Notre Dame Preparatory	500	\$1,668,362	378	\$1,147,396	154	\$919,978	12	\$27,300	\$3,604	101	\$552,343	130	\$257,563	71	\$549,900	5	\$28,800	307	\$1,388,606
Our Lady of Mt. Carmel School	140	\$183,199	152	\$173,409	101	\$186,565	7	\$9,475	\$1,382	226	\$581,855	190	\$389,706	66	\$162,333	5	\$19,320	487	\$1,153,214
Our Lady of Perpetual Help Catholic School	317	\$356,490	248	\$205,650	595	\$1,591,229	23	\$23,956	\$1,841	234	\$274,334	197	\$296,259	292	\$967,100	9	\$38,900	732	\$1,576,594
Our Lady of Sorrows Academy	65	\$17,360	49	\$10,624	65	\$74,284	0	\$0	\$571	58	\$47,693	40	\$18,813	30	\$19,034	0	\$0	128	\$85,540
Our Lady of the Lake	93	\$119,809	64	\$52,174	84	\$76,159	10	\$6,460	\$1,014	31	\$115,992	14	\$26,441	3	\$6,780	0	\$0	48	\$149,213
Our Lady of the Sun Academy	2	\$2,000	0	\$0	2	\$2,000	0	\$0	\$1,000	0	\$0	0	\$0	0	\$0	0	\$0	0	\$0
Our Mother of Sorrows Catholic School	160	\$162,063	104	\$72,190	277	\$1,288,881	10	\$4,100	\$2,772	14	\$21,410	11	\$16,223	38	\$629,300	0	\$0	63	\$666,934
Page Christian School	6	\$7,780	6	\$5,182	0	\$0	0	\$0	\$1,080	8	\$4,357	5	\$1,231	0	\$0	0	\$0	13	\$5,588
Palm Valley Montessori	15	\$37,180	50	\$208,295	60	\$338,601	0	\$0	\$4,673	2	\$289	0	\$0	0	\$0	0	\$0	2	\$289
Palms Christian School	1	\$1,245	1	\$1,238	0	\$0	0	\$0	\$1,242	0	\$0	0	\$0	0	\$0	0	\$0	0	\$0
Paradise for Tots Christian Kindergarten	6	\$14,114	7	\$9,326	2	\$4,500	0	\$0	\$1,863	0	\$0	0	\$0	0	\$0	0	\$0	0	\$0
Paradise Valley Christian Preparatory	187	\$370,117	166	\$266,105	158	\$383,123	13	\$10,050	\$1,964	56	\$89,738	44	\$60,375	15	\$61,400	0	\$0	115	\$211,514
Pardes Jewish Day School	205	\$947,498	168	\$883,528	58	\$311,921	3	\$4,650	\$4,948	6	\$8,988	3	\$14,848	13	\$42,000	1	\$1,000	23	\$66,836
PATH Academy at the Ranch	7	\$18,013	9	\$20,001	3	\$631	2	\$500	\$1,864	2	\$12,278	2	\$9,254	0	\$0	0	\$0	4	\$21,533
Pathways School	10	\$12,945	9	\$12,427	17	\$47,700	14	\$20,021	\$1,862	2	\$1,125	1	\$33	3	\$16,100	11	\$30,770	17	\$48,028
Pathways School - Gilbert	2	\$4,587	0	\$0	0	\$0	1	\$20	\$1,536	0	\$0	0	\$0	0	\$0	0	\$0	0	\$0
Pathways School-Gilbert	25	\$27,051	30	\$33,890	29	\$123,961	8	\$16,830	\$2,193	2	\$5,342	4	\$6,076	0	\$0	0	\$0	6	\$11,417
Payson Community Christian School	97	\$195,251	97	\$106,982	73	\$306,208	3	\$3,230	\$2,265	120	\$244,628	95	\$106,096	2	\$5,500	0	\$0	217	\$356,224
Peace Academic Center	5	\$18,068	3	\$9,096	6	\$8,250	0	\$0	\$2,530	0	\$0	0	\$0	0	\$0	0	\$0	0	\$0
Peridot Lutheran Elementary	6	\$10,484	2	\$7,317	0	\$0	0	\$0	\$2,225	8	\$2,963	4	\$2,220	0	\$0	0	\$0	12	\$5,183
Phoenix Christian Preparatory Schools	294	\$332,978	251	\$156,074	761	\$3,555,899	23	\$12,395	\$3,053	140	\$177,568	106	\$69,692	145	\$1,525,000	0	\$0	391	\$1,772,260
Phoenix Christian School K-8	78	\$78,443	69	\$61,402	28	\$59,400	2	\$950	\$1,131	77	\$251,387	62	\$125,826	14	\$48,100	0	\$0	153	\$425,313
Phoenix Country Day School	207	\$629,536	200	\$676,349	346	\$2,494,369	1	\$500	\$5,041	33	\$391,448	33	\$303,007	206	\$5,348,740	0	\$0	272	\$6,043,195
Phoenix Hebrew Academy	63	\$199,239	59	\$141,225	60	\$335,037	0	\$0	\$3,712	1	\$3,000	0	\$0	6	\$151,100	0	\$0	7	\$154,100
Pilgrim Lutheran School	4	\$2,425	4	\$3,592	0	\$0	0	\$0	\$752	31	\$90,721	22	\$31,717	0	\$0	0	\$0	53	\$122,438
Pleasantview Christian Elementary	3	\$1,315	1	\$502	1	\$5,800	0	\$0	\$1,523	5	\$2,065	3	\$467	2	\$1,000	0	\$0	10	\$3,532
Prescott Adventist Christian School	0	\$0	0	\$0	10	\$56,490	0	\$0	\$5,649	2	\$2,228	1	\$701	6	\$118,800	0	\$0	9	\$121,729
Primavera School	27	\$115,630	32	\$66,401	4	\$10,000	0	\$0	\$3,048	6	\$9,530	6	\$9,003	0	\$0	0	\$0	12	\$18,533
PS Academy Arizona	14	\$36,287	21	\$66,865	28	\$145,339	24	\$90,506	\$3,897	9	\$23,220	6	\$17,565	4	\$15,300	6	\$28,630	25	\$84,715
Quality Interactive Montessori	6	\$16,765	6	\$9,380	2	\$8,583	0	\$0	\$2,481	0	\$0	0	\$0	0	\$0	0	\$0	0	\$0
Queen of Peace Catholic School	25	\$75,285	16	\$5,641	156	\$796,454	0	\$0	\$4,454	26	\$58,506	24	\$25,800	92	\$1,064,745	0	\$0	142	\$1,149,051
Rahmah Academy	2	\$14,700	3	\$8,600	3	\$11,900	0	\$0	\$4,400	9	\$51,000	7	\$35,400	0	\$0	0	\$0	16	\$86,400
Rancho Solano Schools	84	\$229,503	75	\$214,996	13	\$72,205	0	\$0	\$3,004	9	\$30,057	5	\$14,855	8	\$92,200	0	\$0	22	\$137,112
Red Sands Christian School	0	\$0	0	\$0	7	\$40,500	2	\$900	\$4,600	0	\$0	0	\$0	0	\$0	0	\$0	0	\$0
Redeemer Christian School (Stapley)	46	\$72,777	45	\$35,601	42	\$89,181	3	\$7,182	\$1,505	20	\$23,047	19	\$6,228	11	\$156,402	0	\$0	50	\$185,677
Redeemer Lutheran School	61	\$26,665	61	\$40,697	18	\$44,536	0	\$0	\$799	82	\$212,742	57	\$101,529	1	\$25,600	0	\$0	140	\$339,871
Regina Caeli Academy	4	\$7,872	7	\$7,585	0	\$0	0	\$0	\$1,405	0	\$0	0	\$0	0	\$0	0	\$0	0	\$0
Resurrection Lutheran Child Development Center	10	\$57,000	17	\$58,600	0	\$0	0	\$0	\$4,281	2	\$2,237	3	\$3,624	0	\$0	0	\$0	5	\$5,860
Rise Learning Academy	1	\$1,685	1	\$1,675	0	\$0	0	\$0	\$1,680	0	\$0	0	\$0	0	\$0	0	\$0	0	\$0
RISE Phoenix	0	\$0	0	\$0	0	\$0	0	\$0	\$0	5	\$23,550	5	\$21,450	0	\$0	0	\$0	10	\$45,000
RISE Resource Center	2	\$11,652	1	\$7,032	3	\$5,000	2	\$26,929	\$6,327	1	\$1,145	1	\$11	0	\$0	0	\$0	2	\$1,156
Risen Savior Lutheran School	18	\$81,954	18	\$40,295	0	\$0	0	\$0	\$3,396	4	\$3,849	1	\$20	0	\$0	0	\$0	5	\$3,869
Running River School	11	\$21,637	10	\$20,241	28	\$123,998	0	\$0	\$3,385	14	\$30,130	10	\$15,520	2	\$3,280	0	\$0	26	\$48,930
S A R R C Community School	8	\$59,785	4	\$34,679	2	\$7,033	0	\$0	\$7,250	2	\$5,538	1	\$1,114	0	\$0	0	\$0	3	\$6,652
Sacred Heart Catholic School	73	\$145,888	54	\$151,441	18	\$67,111	4	\$7,370	\$2,495	7	\$26,467	11	\$57,915	13	\$57,400	0	\$0	31	\$141,782
Sacred Heart Catholic School-Nogales	32	\$45,658	20	\$25,868	102	\$318,096	0	\$0	\$2,530	0	\$0	0	\$0	1	\$18,900	0	\$0	1	\$18,900
Saguaro Hills Adventist Christian School	14	\$12,878	10	\$15,251	18	\$87,393	0	\$0	\$2,751	4	\$14,413	0	\$0	2	\$12,200	0	\$0	6	\$13,613
Salpointe Catholic High School	783	\$2,173,791	886	\$1,516,967	1,017	\$3,444,070	11	\$6,330	\$2,648	273	\$1,199,268	232	\$698,366	69	\$673,950	0	\$0	574	\$2,571,584
San Francisco de Asis Catholic School	108	\$144,492	97	\$128,009	80	\$173,983	4	\$8,720	\$1,575	71	\$164,358	64	\$122,896	49	\$86,300	1	\$6,200	185	\$379,755
San Miguel High School	412	\$267,566	326	\$206,487	408	\$1,789,021	4	\$600	\$1,968	14	\$12,612	8	\$7,950	0	\$0	0	\$0	22	\$20,562
San Xavier Mission School	57	\$17,147	40	\$11,802	39	\$18,946	0	\$0	\$352	60	\$234,753	60	\$121,475	20	\$63,119	0	\$0	140	\$419,347
Santa Cruz Catholic School	39	\$133,595	95	\$117,691	232	\$670,517	5	\$2,267	\$2,491	4	\$5,433	3	\$1,385	50	\$291,200	0	\$0	57	\$298,018
Satori	4	\$4,051	7	\$24,304	5	\$21,282	1	\$500	\$2,949	1	\$2,864	1	\$3,163	0	\$0	0	\$0	2	\$6,027
Scottsdale Christian Academy	531	\$1,309,444	453	\$1,082,010	285	\$813,394	7	\$15,600	\$2,524	297	\$778,407	231	\$396,117	65	\$409,555	7	\$21,000	600	\$1,605,079
Seton Catholic High School	441	\$978,747	331	\$570,548	290	\$836,726	41	\$101,300	\$2,255	253	\$849,442	260	\$486,624	132	\$1,111,573	29	\$177,960	674	\$2,625,598
Shade Tree Academy	9	\$44,770	6	\$33,515	10	\$59,000	1	\$3,116	\$5,400	0	\$0	0	\$0	4	\$146,800	0	\$0	4	\$146,800
Shearim Torah High School	56	\$111,534	37	\$77,364	105	\$552,672	3	\$2,400	\$3,701	7	\$21,000	2	\$15,000	60	\$583,500	0	\$0	69	\$619,500
Sheila's Christian Academy "Minds in Motion"	0	\$0	0	\$0	0	\$0	0	\$0	\$0	1	\$1,172	1	\$1,117	0	\$0	0	\$0	2	\$2,289
Shepherd of the Desert Lutheran School	0	\$0	0	\$0	0	\$0	0	\$0	\$974	2	\$974	2	\$970	0	\$0	0	\$0	4	\$1,944
Sino International Montessori School	1	\$7,700	1	\$1,275	1	\$5,900	0	\$0	\$4,958	0	\$0	0	\$0	0	\$0	0	\$0	0	\$0
Sonshine Christian School	15	\$14,394	10	\$4,056	20	\$96,450	0	\$0	\$2,553	4	\$2,823	4	\$2,141	20	\$334,100	0	\$0	28	\$339,063
Southwest Christian School	23	\$44,518	41	\$62,267	63	\$154,450	1	\$800	\$2,047	43	\$68,232	41	\$52,936	1	\$20,700	0	\$0	85	\$141,868
Spirit of Hope Montessori	1	\$1,132	1	\$1,771	0	\$0	0	\$0	\$1,452	0	\$0	0	\$0	0	\$0	0	\$0	0	\$0
Spondeo Preschool	0	\$0	1	\$2,000	0	\$0	0	\$0	\$2,000	0	\$0	0	\$0	0	\$0	0	\$0	0	\$0

Table 12
FY2023 Scholarships by Private School

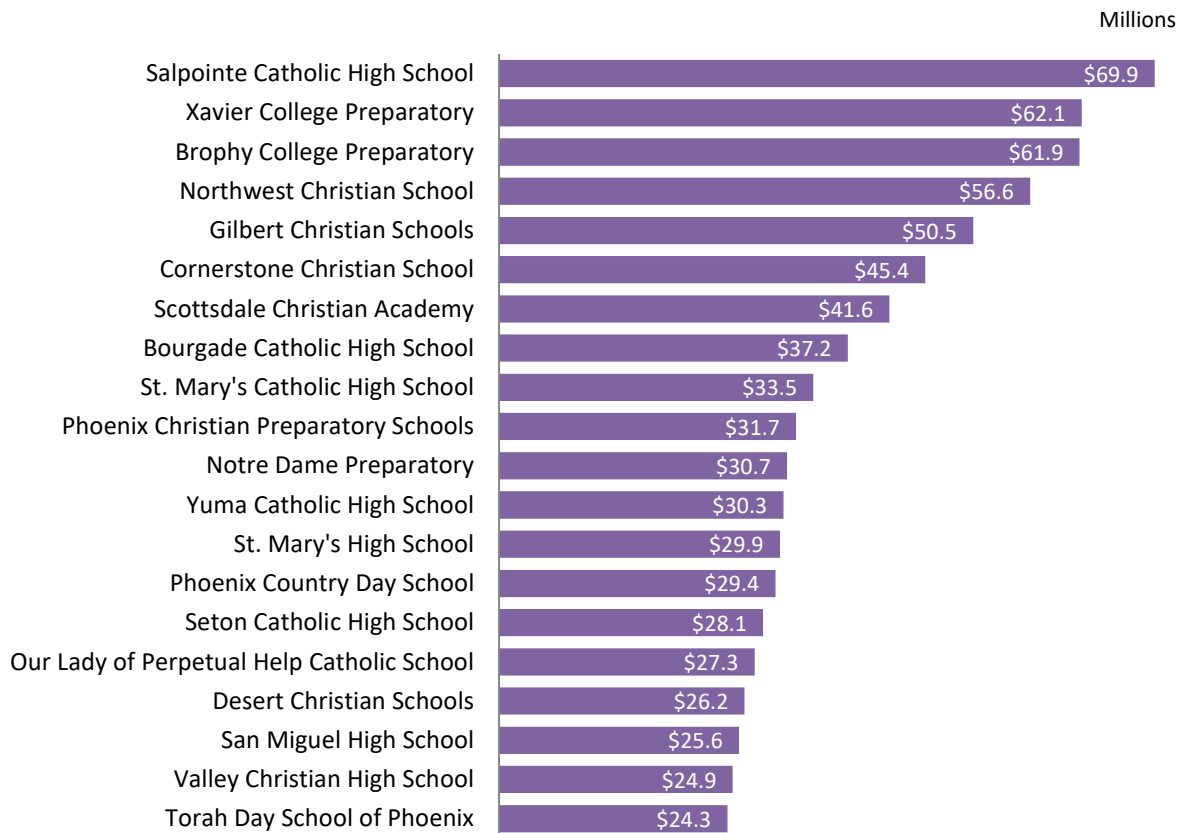
Private School	FY23 Scholarships									Future Reserved Scholarships									
	Original Individual		Switcher Individual		Low-Income Corporate		Disabled/Displaced Corporate		Total Average	Original Individual		Switcher Individual		Low-Income Corporate		Disabled/Displaced Corporate		Sum of All Future Reserved	
	Number	\$ Amount	Number	\$ Amount	Number	\$ Amount	Number	\$ Amount	Scholarship	Number	\$ Amount	Number	\$ Amount	Number	\$ Amount	Number	\$ Amount	Number	\$ Amount
Ss. Peter and Paul Catholic School	187	\$253,763	154	\$175,938	114	\$367,607	3	\$750	\$1,742	40	\$138,547	32	\$60,848	25	\$446,500	0	\$0	97	\$645,895
Ss. Simon and Jude School	354	\$319,990	311	\$201,110	734	\$2,399,564	8	\$6,450	\$2,080	253	\$253,888	206	\$208,142	333	\$784,225	4	\$16,500	796	\$1,262,755
St. Agnes Catholic School	78	\$62,754	93	\$55,721	159	\$388,527	1	\$150	\$1,532	74	\$101,575	54	\$44,865	89	\$272,800	0	\$0	217	\$419,240
St. Ambrose School	63	\$87,577	69	\$68,317	214	\$656,886	6	\$5,620	\$2,325	11	\$26,838	11	\$17,130	57	\$719,400	0	\$0	79	\$763,368
St. Andrew's Kindergarten	15	\$42,753	17	\$15,206	0	\$0	0	\$0	\$1,811	3	\$3,277	3	\$1,898	0	\$0	0	\$0	6	\$5,175
St. Anthony Catholic School	50	\$202,316	73	\$157,658	240	\$603,159	0	\$0	\$2,653	2	\$15,737	2	\$7,261	72	\$211,500	0	\$0	76	\$234,498
St. Anthony of Padua Catholic School	104	\$122,740	71	\$57,953	90	\$316,990	1	\$150	\$1,872	0	\$0	0	\$0	20	\$286,400	0	\$0	20	\$286,400
St. Augustine Catholic High School	134	\$312,239	218	\$287,094	446	\$1,605,844	28	\$23,700	\$2,698	15	\$40,122	13	\$24,251	127	\$825,100	0	\$0	155	\$889,473
St. Catherine of Sienna Catholic School	50	\$76,611	64	\$45,959	259	\$753,075	6	\$10,595	\$2,338	47	\$55,681	45	\$23,053	60	\$138,595	1	\$5,400	153	\$222,729
St. Charles Apache School	58	\$282,400	16	\$73,241	33	\$201,475	0	\$0	\$5,207	0	\$0	21	\$90,818	4	\$12,000	0	\$0	25	\$102,818
St. Cyril Catholic School	197	\$379,475	132	\$167,502	173	\$413,922	9	\$5,440	\$1,891	30	\$90,112	28	\$70,111	10	\$237,100	0	\$0	68	\$397,323
St. Elizabeth Ann Seton Catholic School	120	\$217,893	114	\$113,365	102	\$301,116	2	\$500	\$1,872	35	\$122,602	31	\$66,726	6	\$103,400	0	\$0	72	\$292,728
St. Francis of Assisi School	80	\$124,102	123	\$88,393	213	\$698,663	0	\$0	\$2,190	24	\$32,409	19	\$30,348	10	\$106,700	0	\$0	53	\$169,457
St. Francis Xavier Elementary School	221	\$417,216	262	\$327,279	238	\$831,970	10	\$14,866	\$2,177	148	\$381,295	132	\$223,518	128	\$429,940	2	\$12,400	410	\$1,047,153
St. Gregory Catholic School	133	\$185,432	211	\$145,117	489	\$1,263,193	17	\$36,072	\$1,917	231	\$223,149	218	\$277,820	334	\$702,525	9	\$52,100	792	\$1,255,594
St. Jerome K-8 School	59	\$90,335	49	\$43,310	202	\$918,192	2	\$1,785	\$3,377	103	\$126,931	76	\$76,162	94	\$249,721	2	\$9,530	275	\$461,894
St. Joan of Arc Catholic Preschool	6	\$13,781	6	\$5,288	4	\$7,540	0	\$0	\$1,663	2	\$8,110	2	\$5,690	2	\$200	0	\$0	6	\$14,000
St. Joan of Arc Catholic Preschool	0	\$0	1	\$500	2	\$3,600	0	\$0	\$1,367	0	\$0	0	\$0	0	\$0	0	\$0	0	\$0
St. John Bosco Catholic School	72	\$97,221	73	\$79,820	35	\$93,626	6	\$9,045	\$1,504	162	\$496,009	148	\$481,133	34	\$141,916	2	\$874	346	\$1,119,932
St. John Paul II Catholic High School	328	\$352,574	364	\$394,031	652	\$1,845,198	38	\$79,706	\$1,933	130	\$487,468	278	\$240,386	234	\$1,933,164	12	\$67,400	654	\$2,728,418
St. John the Evangelist School	114	\$115,085	71	\$54,621	626	\$2,499,714	1	\$150	\$3,288	10	\$8,523	5	\$5,093	168	\$1,844,300	0	\$0	183	\$1,857,916
St. John Vianney Catholic School	102	\$203,061	279	\$116,576	787	\$1,526,422	13	\$24,035	\$1,583	265	\$212,884	247	\$159,840	344	\$744,200	2	\$12,400	858	\$1,129,324
St. John XXIII Catholic School	126	\$208,965	135	\$212,477	46	\$94,265	2	\$4,995	\$1,685	83	\$251,461	69	\$121,573	17	\$88,400	0	\$0	169	\$461,434
St. Joseph Catholic School	67	\$88,969	45	\$53,972	74	\$316,861	5	\$2,350	\$2,420	24	\$50,003	20	\$35,829	45	\$898,100	0	\$0	89	\$983,932
St. Louis the King Catholic School	74	\$60,959	46	\$17,072	226	\$846,682	2	\$1,750	\$2,662	89	\$97,878	63	\$51,382	239	\$1,708,300	0	\$0	391	\$1,857,561
St. Mark's Early Childhood Center	10	\$20,449	8	\$12,761	0	\$0	0	\$0	\$1,845	0	\$0	0	\$0	0	\$0	0	\$0	0	\$0
St. Mary Basha Catholic Elementary School	131	\$279,290	146	\$245,300	68	\$188,645	5	\$7,915	\$2,060	113	\$327,459	111	\$139,331	28	\$165,200	4	\$15,550	256	\$633,840
St. Mary's Catholic High School	479	\$747,570	295	\$410,536	790	\$4,362,698	11	\$8,400	\$3,511	116	\$353,469	324	\$164,681	297	\$2,015,400	4	\$24,100	741	\$2,557,650
St. Matthew School	133	\$189,790	122	\$99,019	388	\$1,157,107	3	\$3,300	\$2,243	113	\$170,054	106	\$85,920	207	\$355,240	2	\$11,100	428	\$622,314
St. Michael Indian School	101	\$157,087	85	\$93,709	119	\$411,300	2	\$8,060	\$2,183	87	\$155,228	34	\$60,000	37	\$103,930	1	\$6,750	159	\$325,908
St. Michael's Parish Day School	110	\$293,644	107	\$237,052	81	\$269,550	0	\$0	\$2,685	54	\$283,085	48	\$107,909	0	\$0	0	\$0	102	\$390,993
St. Peter Mission School	270	\$204,420	127	\$73,321	372	\$842,961	0	\$0	\$1,457	24	\$56,725	133	\$60,515	260	\$1,000,560	0	\$0	417	\$1,117,800
St. Peter's Montessori	18	\$45,168	17	\$32,145	4	\$10,350	0	\$0	\$2,248	9	\$23,473	5	\$3,583	0	\$0	0	\$0	14	\$27,056
St. Theresa Elementary School	93	\$140,972	87	\$97,021	65	\$98,295	2	\$4,770	\$1,381	39	\$89,757	40	\$96,204	18	\$88,700	1	\$330	98	\$274,991
St. Thomas Aquinas School	192	\$257,812	162	\$172,795	168	\$233,364	5	\$6,000	\$1,271	139	\$367,764	126	\$275,870	77	\$76,725	2	\$10,300	344	\$730,659
St. Thomas the Apostle Catholic Pre-School & Kindergarten	76	\$36,269	74	\$47,320	126	\$277,045	0	\$0	\$1,307	9	\$10,306	9	\$7,165	13	\$35,500	0	\$0	31	\$52,971
St. Thomas the Apostle Catholic School	19	\$41,176	78	\$66,344	68	\$228,054	3	\$3,830	\$2,020	92	\$259,437	92	\$193,028	70	\$419,014	0	\$0	254	\$871,480
St. Timothy Catholic Academy (Alma School)	142	\$181,479	108	\$117,306	131	\$240,756	7	\$5,664	\$1,405	103	\$277,122	93	\$175,690	76	\$174,955	6	\$37,600	278	\$665,367
St. Vincent de Paul School	247	\$221,655	114	\$31,971	674	\$2,569,916	2	\$2,100	\$2,725	74	\$95,512	198	\$146,536	304	\$788,750	2	\$12,700	578	\$1,043,498
Stepping Stones Learning Center	1	\$7,895	1	\$3,865	0	\$0	0	\$0	\$5,880	0	\$0	0	\$0	0	\$0	0	\$0	0	\$0
Strong Foundations Academy	9	\$22,034	17	\$16,523	0	\$0	0	\$0	\$1,483	3	\$1,667	2	\$1,200	0	\$0	0	\$0	5	\$2,867
Summit School of Ahwatukee	67	\$167,732	61	\$143,117	13	\$49,575	1	\$500	\$2,542	43	\$144,011	38	\$115,153	0	\$0	0	\$0	81	\$259,165
Sunrays Academy	4	\$15,925	3	\$6,520	1	\$2,250	0	\$0	\$3,087	5	\$21,112	5	\$18,331	0	\$0	0	\$0	10	\$39,443
Sunrise Montessori School	11	\$13,711	10	\$8,659	1	\$20	0	\$0	\$1,018	4	\$4,736	4	\$3,684	0	\$0	0	\$0	8	\$8,420
Tamim Academy Chandler	5	\$16,715	5	\$12,130	3	\$17,400	0	\$0	\$3,557	0	\$0	0	\$0	0	\$0	0	\$0	0	\$0
Tanque Verde Lutheran Preschool/Kindergarten	18	\$34,170	14	\$18,148	0	\$0	0	\$0	\$1,635	11	\$27,265	9	\$18,925	0	\$0	0	\$0	20	\$46,190
Taylor Made Prep	2	\$573	2	\$570	0	\$0	0	\$0	\$286	0	\$0	0	\$0	0	\$0	0	\$0	0	\$0
Tempe Montessori	5	\$25,424	8	\$29,515	4	\$18,950	0	\$0	\$4,346	0	\$0	0	\$0	5	\$25,000	0	\$0	5	\$25,000
The Abbie School	24	\$43,142	26	\$44,844	44	\$138,270	33	\$79,283	\$2,406	0	\$0	0	\$0	12	\$162,000	2	\$6,000	14	\$168,000
The Family School	15	\$78,187	15	\$62,201	3	\$3,250	1	\$250	\$4,232	0	\$0	0	\$0	0	\$0	0	\$0	0	\$0
The Goddard School	3	\$11,447	6	\$6,997	1	\$500	0	\$0	\$1,894	0	\$0	0	\$0	0	\$0	0	\$0	0	\$0
The Gregory School	176	\$544,624	149	\$400,594	160	\$1,029,127	4	\$2,600	\$4,043	28	\$107,848	28	\$85,029	36	\$472,300	0	\$0	92	\$665,177
The IDEA School	25	\$56,107	23	\$25,966	46	\$144,112	5	\$3,100	\$2,316	3	\$4,653	2	\$3,189	3	\$73,200	0	\$0	8	\$81,041
The Inspiration Academy	21	\$17,560	8	\$20,355	22	\$121,050	0	\$0	\$3,117	0	\$0	0	\$0	17	\$17,000	0	\$0	17	\$17,000
The Jones-Gordon School	55	\$202,287	56	\$208,450	27	\$132,578	40	\$171,164	\$4,014	23	\$158,988	28	\$212,637	15	\$126,550	26	\$120,975	92	\$619,150
The Orme School	21	\$173,445	16	\$73,542	10	\$51,350	2	\$3,000	\$6,150	2	\$2,873	0	\$0	0	\$0	0	\$0	2	\$2,873
Three Hierarchs Academy of Arizona	33	\$48,456	26	\$37,945	43	\$327,150	0	\$0	\$4,054	29	\$26,825	14	\$9,686	0	\$0	0	\$0	43	\$36,510
Thunderbird Adventist Academy	54	\$95,718	14	\$21,322	70	\$360,468	0	\$0	\$3,460	15	\$17,011	4	\$1,939	36	\$625,800	0	\$0	55	\$644,750
Thunderbird Christian Elementary School	5	\$9,388	4	\$1,487	16	\$85,728	0	\$0	\$3,864	19	\$11,456	7	\$3,195	8	\$157,200	0	\$0	34	\$171,851
Tipping Point Academy	19	\$32,405	22	\$20,237	1	\$1,000	0	\$0	\$1,277	13	\$18,686	11	\$12,941	1	\$				

Table 12
FY2023 Scholarships by Private School

Private School	FY23 Scholarships									Future Reserved Scholarships									
	Original Individual		Switcher Individual		Low-Income Corporate		Disabled/Displaced Corporate		Total Average	Original Individual		Switcher Individual		Low-Income Corporate		Disabled/Displaced Corporate		Sum of All Future Reserved	
	Number	\$ Amount	Number	\$ Amount	Number	\$ Amount	Number	\$ Amount	Scholarship	Number	\$ Amount	Number	\$ Amount	Number	\$ Amount	Number	\$ Amount	Number	\$ Amount
United Christian School	46	\$26,115	42	\$20,994	58	\$225,743	0	\$0	\$1,869	25	\$18,255	19	\$7,207	0	\$0	0	\$0	44	\$25,462
Upward for Children and Families	0	\$0	0	\$0	0	\$0	1	\$27,392	\$27,392	0	\$0	0	\$0	0	\$0	0	\$0	0	\$0
Valiant College Preparatory	73	\$320,471	59	\$901,700	50	\$370,200	1	\$250	\$8,703	0	\$0	0	\$0	18	\$419,700	0	\$0	18	\$419,700
Valley Baptist School	6	\$4,840	5	\$2,952	0	\$0	0	\$0	\$708	10	\$8,940	6	\$4,409	0	\$0	0	\$0	16	\$13,349
Valley Christian High School	4	\$20,700	0	\$0	66	\$131,546	0	\$0	\$2,175	7	\$91,206	4	\$915	0	\$0	0	\$0	11	\$92,121
Valley Christian Schools	761	\$2,237,118	652	\$1,539,890	332	\$1,330,816	31	\$27,404	\$2,891	495	\$1,686,914	341	\$621,810	175	\$1,634,600	6	\$16,000	1,017	\$3,959,324
Valley Lutheran High School	126	\$215,124	84	\$112,687	99	\$220,541	1	\$6,704	\$1,791	37	\$71,920	18	\$26,606	31	\$256,000	0	\$0	86	\$354,527
Verde Christian Academy	153	\$277,186	148	\$167,478	133	\$357,030	0	\$0	\$1,847	102	\$318,404	87	\$144,660	13	\$82,000	0	\$0	202	\$545,064
Verde Valley Adventist School	4	\$5,150	3	\$3,020	4	\$20,716	0	\$0	\$2,626	0	\$0	0	\$0	3	\$43,900	0	\$0	3	\$43,900
Verde Valley School	10	\$5,143	6	\$3,323	10	\$45,250	0	\$0	\$2,066	3	\$14,090	3	\$8,028	0	\$0	0	\$0	6	\$22,118
Veritas Academy of Tucson	111	\$192,621	70	\$60,900	35	\$79,240	0	\$0	\$1,541	107	\$262,772	100	\$160,902	12	\$31,500	0	\$0	219	\$455,174
Veritas Christian Community School	34	\$89,705	36	\$63,771	0	\$0	0	\$0	\$2,193	72	\$201,230	52	\$92,604	0	\$0	0	\$0	124	\$293,835
Ville de Marie Academy	25	\$32,363	13	\$21,916	58	\$176,713	0	\$0	\$2,406	69	\$140,695	52	\$111,413	22	\$160,765	0	\$0	143	\$412,874
Vision Christian Academy	0	\$0	0	\$0	0	\$0	0	\$0	\$0	1	\$50	1	\$1,193	0	\$0	0	\$0	2	\$1,243
Wee Blessings Preschool & Academy	0	\$0	0	\$0	0	\$0	0	\$0	\$0	1	\$364	0	\$0	0	\$0	0	\$0	1	\$364
West Valley Christian School	94	\$116,638	74	\$72,280	51	\$244,857	5	\$2,376	\$1,947	105	\$243,052	81	\$155,732	24	\$361,600	0	\$0	210	\$760,384
White Mountain Christian Academy	0	\$0	0	\$0	0	\$0	0	\$0	\$0	13	\$20,866	15	\$8,518	0	\$0	0	\$0	28	\$29,384
Wickenburg Christian Academy (Legacy High)	148	\$144,822	120	\$86,572	196	\$465,891	2	\$300	\$1,497	70	\$108,320	47	\$56,355	20	\$32,385	0	\$0	137	\$197,060
Wilkins Learning Center	3	\$9,192	2	\$3,743	0	\$0	0	\$0	\$2,587	0	\$0	0	\$0	0	\$0	0	\$0	0	\$0
Wings on Words	1	\$1,207	1	\$2,717	1	\$4,136	0	\$0	\$2,687	1	\$382	1	\$117	0	\$0	0	\$0	2	\$498
Winslow Christian School	6	\$3,947	4	\$2,354	17	\$82,971	1	\$150	\$3,194	6	\$3,128	12	\$4,331	7	\$86,600	0	\$0	25	\$94,059
Wonderland Montessori Academy of Gilbert	2	\$8,190	2	\$8,175	0	\$0	0	\$0	\$4,091	0	\$0	0	\$0	0	\$0	0	\$0	0	\$0
Woodbridge Private School	12	\$16,036	14	\$16,400	0	\$0	0	\$0	\$1,248	4	\$4,121	7	\$6,043	0	\$0	0	\$0	11	\$10,163
Xavier College Preparatory	496	\$1,292,323	508	\$955,268	747	\$4,759,655	31	\$60,368	\$3,966	312	\$1,413,537	450	\$796,562	389	\$3,372,200	9	\$50,400	1,160	\$5,632,699
Yeshiva High School of Arizona	34	\$93,437	22	\$64,199	70	\$388,044	2	\$900	\$4,270	3	\$9,000	2	\$15,000	38	\$311,700	0	\$0	43	\$335,700
Yuma Adventist School	3	\$2,236	0	\$0	8	\$40,000	0	\$0	\$3,840	1	\$221	0	\$0	0	\$0	0	\$0	1	\$221
Yuma Catholic High School	164	\$334,415	178	\$324,714	525	\$2,476,653	0	\$0	\$3,617	102	\$216,047	88	\$152,026	450	\$3,616,449	0	\$0	640	\$3,984,523
Yuma Christian Academy	18	\$19,091	18	\$14,936	85	\$490,570	0	\$0	\$4,336	18	\$7,832	9	\$3,109	0	\$0	0	\$0	27	\$10,940
Yuma Lutheran School	67	\$155,757	73	\$161,842	95	\$497,414	0	\$0	\$3,468	60	\$104,404	77	\$105,047	0	\$0	0	\$0	137	\$209,451
Data not provided	2	\$5,034	2	\$2,566	0	\$0	0	\$0	\$1,900	0	\$0	0	\$0	0	\$0	0	\$0	0	\$0
TOTALS	23,826	\$49,878,260	21,241	\$36,322,839	29,582	\$113,411,370	1,168	\$4,490,197	\$2,692	13,718	\$36,819,207	12,304	\$20,437,106	10,346	\$80,564,505	236	\$1,126,839	36,604	\$138,947,657

Totals may not match data in other tables due to missing school information.

Top 20 Private Schools by Estimated Total Scholarships Since 1998



Estimated Total Scholarships Received by Private Schools Since 1998

Table 13 (pg. 60), lists every private school that has received scholarship revenue from the private school tuition organization income tax credit programs and the estimated amounts received from all four programs since 1998. Over 770 private schools are on this list which does include schools that are no longer in operation. School name changes and merging of schools has been incorporated when the information has been provided by the STOs. These scholarship amounts are estimated for two reasons. For the first several years of the private school tuition organization tax credit program (original individual only), there was no requirement for the STOs to report. Although some did report at ADOR's request, some did not or only reported partially. Therefore, the early year figures are incomplete. Secondly, the reporting period changed from calendar year to fiscal year, beginning with FY2011. The amount of scholarships by school that were duplicated in the CY2010 and FY2011 numbers was estimated.

For additional information or questions, please email the Office of Economic Research and Analysis at DOROERA@azdor.gov.

Table 13
Estimated Total Scholarships by Private School CY1998 - FY2023

Private School	Original Individual	Switcher Individual	Low-Income Corporate	Disabled/Displaced Corporate	Total Scholarships
2nd Street Children's School	\$603,871	\$216,469	\$36,870	\$0	\$857,210
91st Psalm Christian School	\$1,698,704	\$509,761	\$1,552,835	\$21,709	\$3,783,009
A Child's View	\$5,676	\$0	\$0	\$0	\$5,676
Abiding Savior School	\$140,275	\$0	\$0	\$0	\$140,275
Academy of Destiny	\$17,881	\$0	\$0	\$0	\$17,881
Accelerated Learning Lab/Green Fields	\$20,786	\$14,912	\$0	\$0	\$35,698
Ace Academy	\$72,941	\$23,822	\$14,845	\$1,500	\$113,109
ACES (Austin Centers for Exceptional Students)	\$76,678	\$17,690	\$0	\$0	\$94,368
Acton Academy	\$87,299	\$58,464	\$54,150	\$0	\$199,913
Adobe Adventist Christian School	\$261,531	\$45,779	\$110,825	\$0	\$418,135
Adobe Montessori	\$20,406	\$4,663	\$0	\$0	\$25,070
Agape Youth Ranch Academy	\$4,794	\$0	\$0	\$0	\$4,794
Ahwatukee Foothills Montessori	\$682,349	\$319,378	\$550	\$0	\$1,002,277
Ajo Calvary Christian Academy	\$12,643	\$1,489	\$0	\$0	\$14,132
Aldea Montessori	\$581,859	\$139,494	\$133,400	\$0	\$854,753
Aleph Bet Kindergarten	\$549,163	\$1,155,602	\$603,761	\$0	\$2,308,526
Alethia Academy	\$174,678	\$0	\$0	\$0	\$174,678
Al-Huda School	\$913,999	\$273,266	\$115,600	\$0	\$1,302,865
All Saints Catholic School (Our Lady of the Mountains)	\$2,895,711	\$575,889	\$1,375,611	\$6,073	\$4,853,284
All Saints' Episcopal Day School	\$7,908,858	\$2,799,793	\$8,929,977	\$500	\$19,639,128
Almentia Academy	\$1,024	\$1,018	\$0	\$0	\$2,042
Alpha Omega Academy	\$20,043	\$0	\$0	\$0	\$20,043
Ambassador Christian	\$0	\$1,450	\$0	\$0	\$1,450
Ambassador Christian Academy	\$630,007	\$336,912	\$1,165,771	\$8,600	\$2,141,290
American Christian Academy	\$3,420	\$0	\$0	\$0	\$3,420
American Family Education	\$252,751	\$155,765	\$427,732	\$5,000	\$841,247
American Indian Christian School	\$2,028,874	\$350,582	\$24,000	\$0	\$2,403,456
Amici Trilingual Montessori	\$0	\$500	\$0	\$0	\$500
Anderson Adventist Elementary School	\$4,593	\$0	\$0	\$0	\$4,593
Angels in Autism (AZ Behavior & Autism)	\$24,257	\$13,717	\$630	\$54,080	\$92,684
Annunciation Catholic School	\$2,692,351	\$1,595,744	\$1,368,816	\$82,572	\$5,739,484
Apache Baptist Academy	\$143,717	\$80,426	\$39,875	\$58	\$264,077
Apache Kids Academy	\$9,503	\$874	\$0	\$0	\$10,377
Apostolic Faith Center Christian Academy	\$107,018	\$19,650	\$296,576	\$0	\$423,244
Arcadia Christian School	\$126,164	\$0	\$0	\$0	\$126,164
Arcadia Montessori	\$365,196	\$160,685	\$29,040	\$0	\$554,921
Arizona Behavior & Autism	\$46,990	\$53,100	\$15,400	\$8,900	\$124,390
Arizona Center for Autism	\$0	\$0	\$20,000	\$0	\$20,000
Arizona Christian Academy	\$63,400	\$33,493	\$0	\$0	\$96,893

Table 13
Estimated Total Scholarships by Private School CY1998 - FY2023

Private School	Original Individual	Switcher Individual	Low-Income Corporate	Disabled/Displaced Corporate	Total Scholarships
Arizona Community Childhood Academy	\$14,203	\$0	\$0	\$0	\$14,203
Arizona Cultural Academy	\$5,444,560	\$2,209,433	\$7,328,186	\$0	\$14,982,178
Arizona International Academy	\$512,543	\$77,593	\$111,200	\$0	\$701,336
Arizona Jr/Sr High School	\$900	\$0	\$0	\$0	\$900
Arizona Language Preparatory	\$40,310	\$12,941	\$11,260	\$0	\$64,511
Arizona Lutheran Academy	\$7,442,604	\$1,795,303	\$2,977,012	\$39,050	\$12,253,968
Armstrong Academy	\$214,067	\$0	\$0	\$0	\$214,067
Arrowhead Christian Academy	\$3,255,361	\$870,101	\$2,097,092	\$52,168	\$6,274,723
Arrowhead Montessori School	\$434,689	\$319,724	\$228,863	\$5,976	\$989,252
ASCEND	\$18,500	\$0	\$3,500	\$21,500	\$43,500
Ascension Lutheran School	\$1,647,304	\$188,779	\$3,510	\$6,130	\$1,845,723
Atonement Lutheran School	\$2,138,234	\$527,583	\$316,941	\$3,170	\$2,985,928
Augustana Academy	\$7,043	\$4,900	\$0	\$0	\$11,943
Aurora Day School	\$7,180	\$3,660	\$0	\$6,440	\$17,280
Autism Academy for Education & Development	\$342,460	\$218,651	\$249,160	\$2,094,731	\$2,905,002
Avondale Montessori	\$3,668	\$0	\$0	\$0	\$3,668
Awakening Seed School	\$1,796,208	\$588,657	\$114,680	\$21,389	\$2,520,934
AZ Aspire Academy	\$183,623	\$136,603	\$60,269	\$164,227	\$544,722
AZ Assist Academy	\$1,892	\$0	\$0	\$3,859	\$5,750
Back to Basics Christian School	\$892	\$0	\$0	\$0	\$892
Banner Children's Academy	\$331,001	\$72,530	\$148,541	\$223,786	\$775,859
Barness Family Jewish Community Center Day School	\$465,164	\$0	\$0	\$0	\$465,164
Bayer Private School	\$455,036	\$317,903	\$286,500	\$0	\$1,059,439
Beautiful Savior Academy	\$519,892	\$91,983	\$6,165	\$0	\$618,040
Begin to Dream Christian Academy	\$450	\$0	\$0	\$0	\$450
Beis Chana High School of Arizona	\$250	\$0	\$0	\$0	\$250
Believe I Can Academy	\$9,804	\$8,731	\$0	\$0	\$18,535
Bella Montessori School	\$32,550	\$32,700	\$23,600	\$0	\$88,850
Bella Vista College Preparatory School	\$571,749	\$271,663	\$2,567,730	\$40,857	\$3,451,999
Berean Christian Academy	\$141,146	\$0	\$0	\$0	\$141,146
Berean Christian School	\$18,851	\$9,800	\$2,800	\$0	\$31,450
Beth El Center for Early Childhood Education Kindergarten	\$119,138	\$0	\$0	\$0	\$119,138
Bethany Christian School	\$6,827,502	\$1,381,645	\$677,649	\$35,681	\$8,922,477
Beyond Autism	\$1,289	\$0	\$0	\$42,780	\$44,069
Big Dreams Preschool and Kindergarten	\$3,264	\$2,610	\$50	\$0	\$5,924
Bios Christian Academy	\$1,317,879	\$90,191	\$131,354	\$45,737	\$1,585,161
Black Mountain Science Academy	\$243,561	\$142,829	\$8,720	\$0	\$395,110
Blessed Beginnings of Oro Valley	\$46,422	\$32,072	\$0	\$0	\$78,495
Blessed Sacrament Kindergarten	\$812,670	\$272,826	\$29,922	\$3,854	\$1,119,273

Table 13
Estimated Total Scholarships by Private School CY1998 - FY2023

Private School	Original Individual	Switcher Individual	Low-Income Corporate	Disabled/Displaced Corporate	Total Scholarships
Blossom Park AZ	\$11,160	\$0	\$0	\$0	\$11,160
Bourgade Catholic High School	\$16,150,436	\$5,288,199	\$15,232,157	\$494,282	\$37,165,073
Boys Hope/Girls Hope	\$13,551	\$0	\$0	\$0	\$13,551
Breakthrough Academy	\$80,363	\$59,406	\$17,267	\$55,876	\$212,913
Bridge Christian Academy	\$0	\$0	\$5,900	\$0	\$5,900
Bridges Preschool & Kindergarten	\$61,293	\$37,228	\$49,140	\$0	\$147,661
Bright Horizons Family Ctr	\$1,005	\$503	\$0	\$0	\$1,508
Brightmont Academy	\$362,998	\$259,865	\$76,145	\$41,812	\$740,820
Brophy College Preparatory	\$34,262,060	\$8,166,115	\$19,383,989	\$50,051	\$61,862,215
Brophy Loyola Academy	\$103,350	\$1,954,774	\$1,871,050	\$0	\$3,929,174
Brown Road Christian Academy	\$7,322	\$0	\$0	\$0	\$7,322
Cadence Academy	\$7,580	\$8,225	\$5,900	\$0	\$21,705
Calvary Baptist School	\$324,676	\$42,592	\$219,371	\$5,270	\$591,909
Calvary Central Christian Academy	\$19,884	\$4,823	\$0	\$0	\$24,707
Calvary Chapel Christian School	\$4,347,474	\$1,469,279	\$1,592,492	\$30,055	\$7,439,300
Calvary Christian Academy	\$5,362,778	\$1,788,661	\$410,860	\$0	\$7,562,300
Calvary Christian Academy-Globe	\$11,520	\$18,103	\$0	\$0	\$29,623
Calvary Christian School	\$471,905	\$70,059	\$133,540	\$20	\$675,524
Calvary Shadows Assembly of God	\$9,746	\$6,125	\$3,550	\$3,525	\$22,946
Camelback Christian School	\$192,995	\$62,494	\$5,720	\$5	\$261,213
Camelback Desert School	\$279,716	\$52,480	\$15,150	\$3,500	\$350,846
Camp Verde United Christian School	\$1,930,637	\$396,715	\$756,278	\$11,515	\$3,095,145
Canyon State Academy	\$13,523	\$0	\$0	\$0	\$13,523
Carden Christian Academy Central	\$587,817	\$133,781	\$222,949	\$52,866	\$997,411
Carden of the Peaks	\$51,510	\$0	\$0	\$0	\$51,510
Carefree Christian Academy	\$299,435	\$192,882	\$97,250	\$4,530	\$594,097
Caritas Academy	\$190,887	\$152,842	\$5,500	\$0	\$349,229
Casa del Nino Bilingual Montessori School	\$220,317	\$134,529	\$106,320	\$0	\$461,166
Casa Ninos School of Montessori	\$68,483	\$27,726	\$9,000	\$500	\$105,710
Casas Adobe Christian School	\$36,103	\$0	\$0	\$0	\$36,103
Casas Christian School	\$10,249,856	\$2,674,973	\$3,904,510	\$498,607	\$17,327,947
Castlehill Country Day School	\$1,915,290	\$741,264	\$390,532	\$3,005	\$3,050,091
Catalyst Christian Academy	\$1,800	\$2,071	\$37,929	\$0	\$41,800
Cathedral Christian Academy	\$723,275	\$0	\$0	\$0	\$723,275
Cathedral of Praise Christian School	\$36,270	\$0	\$10,780	\$0	\$47,050
Cave Creek Montessori	\$410,639	\$331,653	\$31,445	\$0	\$773,737
Cedar Tree Montessori	\$11,120	\$4,332	\$20,949	\$1,975	\$38,376
Central Christian Academy	\$128,978	\$0	\$0	\$0	\$128,978
Chabad Kindergarten & Gan	\$10,000	\$15,400	\$55,200	\$0	\$80,600

Table 13
Estimated Total Scholarships by Private School CY1998 - FY2023

Private School	Original Individual	Switcher Individual	Low-Income Corporate	Disabled/Displaced Corporate	Total Scholarships
Chandler Christian Academy	\$2,898,537	\$719,394	\$214,442	\$2,268	\$3,834,641
Chandler Christian School	\$0	\$0	\$187,822	\$3,515	\$191,337
Chandler Jewish Preschool	\$112,044	\$25,233	\$146,500	\$0	\$283,777
Chaparral Christian Community School	\$129,012	\$104,902	\$2,530	\$750	\$237,193
Chaparral Christian Preschool & Kindergarten	\$359,837	\$121,345	\$3,035	\$0	\$484,217
Chapel Haven West	\$57,257	\$2,880	\$0	\$26,997	\$87,134
Cheder and Beis Chana High School	\$45,000	\$15,000	\$156,830	\$0	\$216,830
Cheder Lubavitch	\$1,338,021	\$428,123	\$5,616,268	\$0	\$7,382,411
Children's Center for Neurodevelopmental Studies	\$201	\$352	\$0	\$0	\$553
Chinle Adventist Elementary	\$7,415	\$0	\$0	\$0	\$7,415
Christ Church School	\$942,045	\$437,463	\$330,229	\$0	\$1,709,737
Christ Lutheran School	\$9,581,569	\$3,972,036	\$508,950	\$10,033	\$14,072,587
Christ the King Academy	\$94,099	\$9,248	\$1,763	\$0	\$105,110
Christ the King Catholic School	\$4,860,912	\$1,098,656	\$2,300,809	\$65,985	\$8,326,362
Christ the Redeemer Lutheran School	\$722,786	\$0	\$18,880	\$0	\$741,666
Christian Academy of Prescott	\$2,298,645	\$418,330	\$351,578	\$89,889	\$3,158,442
Christian Challenge Academy	\$2,314	\$0	\$0	\$0	\$2,314
Christ's Community Christian Academy	\$165,828	\$0	\$0	\$0	\$165,828
Christ's Greenfield Lutheran School	\$8,171,042	\$3,093,967	\$2,806,462	\$43,260	\$14,114,731
Chrysalis Academy	\$175,358	\$68,993	\$12,611	\$246,098	\$503,060
Clear View Academy	\$26,895	\$14,879	\$6,546	\$0	\$48,320
Climbing Tree Community School	\$24,643	\$15,620	\$1,330	\$0	\$41,593
Cochise SDA Christian School	\$49,929	\$29,842	\$343,100	\$25,594	\$448,466
Colossal Cave Learning Center	\$600	\$0	\$0	\$0	\$600
Community Christian School	\$10,335	\$0	\$0	\$0	\$10,335
Community Montessori	\$351,953	\$213,482	\$0	\$0	\$565,435
Community Montessori of Bisbee	\$23,823	\$14,330	\$14,320	\$1,000	\$53,473
Community Schoolhouse	\$4,946	\$97	\$0	\$0	\$5,043
Compassion Christian Academy	\$51,303	\$46,402	\$57,686	\$0	\$155,392
Concordia Lutheran Schools	\$156,346	\$0	\$0	\$0	\$156,346
Congregation Anshei Israel Preschool & Kindergarten	\$115,273	\$78,077	\$31,588	\$0	\$224,938
Copper Canyon Academy	\$2,257	\$0	\$0	\$0	\$2,257
Copper Canyon Christian School	\$42,452	\$0	\$0	\$0	\$42,452
Cornerstone Christian School	\$28,508,531	\$8,760,540	\$7,931,392	\$225,943	\$45,426,407
Cornerstone Christian School/Pusch Ridge Christian Academy	\$1,623,991	\$1,195,682	\$4,054,899	\$48,184	\$6,922,756
Cornerstone Kidz	\$106,926	\$8,324	\$1,500	\$0	\$116,750
Coronado Baptist School	\$13,478	\$6,475	\$2,417	\$0	\$22,370
Covenant Child Care Center	\$46,793	\$35,758	\$0	\$0	\$82,551
Covenant Christian School	\$20,714	\$0	\$0	\$0	\$20,714

Table 13
Estimated Total Scholarships by Private School CY1998 - FY2023

Private School	Original Individual	Switcher Individual	Low-Income Corporate	Disabled/Displaced Corporate	Total Scholarships
Covenant of Faith School	\$3,055	\$0	\$0	\$0	\$3,055
Creation School	\$287,002	\$163,415	\$32,460	\$0	\$482,878
Creative Bridges Cooperative Preschool	\$0	\$0	\$5,000	\$1,710	\$6,710
Creative Castle Preschool & Kindergarten	\$423,506	\$270,092	\$24,105	\$0	\$717,703
Creo School	\$1,268,577	\$1,337,030	\$1,472,501	\$8,583	\$4,086,691
Cross Christian Academy	\$51,762	\$29,753	\$57,650	\$0	\$139,165
Cross of Glory Lutheran Elementary School	\$1,052,458	\$438,725	\$66,460	\$20,832	\$1,578,475
Cross Roads Preschool & Kindergarten	\$40,139	\$12,513	\$200	\$0	\$52,852
Crossroads Christians Academy	\$5,146	\$0	\$0	\$0	\$5,146
Crossroads Community School (Hope Christian Academy)	\$2,703,954	\$606,977	\$47,621	\$9,186	\$3,367,738
Cupertino Learning Academy	\$18,365	\$21,860	\$0	\$96,488	\$136,712
Cupertino Power Learning Center	\$27,920	\$17,962	\$7,300	\$82,000	\$135,182
Darkaynu (Tucson Jewish Montessori)	\$3,938	\$4,937	\$0	\$0	\$8,875
David Ricardo School	\$11,060	\$0	\$0	\$0	\$11,060
Dayspring Kindergarten	\$1,423,057	\$382,628	\$4,895	\$500	\$1,811,080
Desert Christian Schools	\$15,913,228	\$3,778,168	\$5,571,988	\$902,338	\$26,165,722
Desert Foothills Lutheran Preschool	\$19,029	\$16,770	\$28,250	\$0	\$64,049
Desert Garden Montessori	\$2,734,402	\$1,294,588	\$1,847,378	\$43,989	\$5,920,357
Desert Hills Christian Academy	\$6,703	\$0	\$0	\$0	\$6,703
Desert Jewish Academy	\$844,703	\$531,855	\$225,784	\$21,025	\$1,623,368
Desert Life Academy	\$1,463	\$0	\$0	\$0	\$1,463
Desert Marigold School	\$44,611	\$0	\$0	\$0	\$44,611
Desert Montessori	\$17,652	\$0	\$0	\$0	\$17,652
Desert Quest Private School	\$13,895	\$0	\$1,505	\$2,000	\$17,400
Desert Shadows Montessori	\$173,582	\$88,473	\$17,180	\$0	\$279,235
Desert Sky Montessori	\$21,643	\$5,371	\$9,900	\$6,550	\$43,464
Desert Sky Montessori School	\$35,225	\$31,705	\$0	\$0	\$66,930
Desert Springs Christian Kindergarten	\$238,640	\$0	\$0	\$0	\$238,640
Desert Sun Child Development Center	\$988,894	\$285,184	\$72,472	\$855	\$1,347,405
Desert Valley Christian School	\$437,317	\$67,219	\$520,803	\$4,849	\$1,030,189
Desert View Learning Center	\$1,989,207	\$678,444	\$13,560	\$5	\$2,681,216
Desert Voices Oral Learning Center	\$856,797	\$359,756	\$68,700	\$74,504	\$1,359,756
Desert Willow Educational Services	\$11,746	\$0	\$0	\$0	\$11,746
Dobson Montessori School	\$1,681,297	\$412,200	\$379,017	\$29,977	\$2,502,491
Dove Christian School	\$285,598	\$0	\$875	\$0	\$286,473
Downtown Community School	\$16,161	\$9,595	\$2,000	\$0	\$27,756
Dream City Christian School	\$10,628,555	\$2,272,392	\$9,629,208	\$185,167	\$22,715,322
Dynamite Montessori School	\$935,841	\$353,304	\$14,800	\$6,228	\$1,310,173
Early Light Academy	\$4,900	\$0	\$0	\$0	\$4,900

Table 13
Estimated Total Scholarships by Private School CY1998 - FY2023

Private School	Original Individual	Switcher Individual	Low-Income Corporate	Disabled/Displaced Corporate	Total Scholarships
East Fork Lutheran School	\$727,928	\$158,684	\$46,335	\$0	\$932,948
East Valley Acton Academy	\$14,671	\$21,733	\$30,194	\$0	\$66,598
East Valley Adventist Education Program	\$225	\$0	\$2,653	\$0	\$2,878
East Valley Christian Academy	\$23,610	\$0	\$0	\$0	\$23,610
East Valley Jewish Day School	\$348,533	\$3,173	\$57,303	\$5,266	\$414,275
Eastside Christian School	\$1,665	\$0	\$0	\$0	\$1,665
Educational Special Needs Services	\$1,560	\$0	\$0	\$0	\$1,560
El Dorado Private School	\$540,977	\$218,392	\$48,344	\$34,196	\$841,909
Emmanuel Christian Academy	\$1,356,465	\$478,067	\$1,652,934	\$34,144	\$3,521,609
Emmanuel Lutheran School	\$2,480,229	\$684,126	\$428,046	\$20,991	\$3,613,392
Emmaus Lutheran School	\$1,246,783	\$285,444	\$122,647	\$1,625	\$1,656,499
Empower Academy	\$3,064	\$2,575	\$4,500	\$5,000	\$15,139
Enchanted Desert School	\$591,497	\$0	\$0	\$0	\$591,497
Enchanted Home Montessori School	\$490	\$560	\$0	\$0	\$1,050
Enrichment Academy	\$1,301	\$0	\$150	\$0	\$1,451
EPIC Center for Learning School	\$40,639	\$27,936	\$5,600	\$22,891	\$97,066
Esther B Feldman Kindergarten	\$3,726	\$4,278	\$0	\$0	\$8,004
Ethos School	\$101,172	\$0	\$0	\$20,570	\$121,742
Experimental Schools Corp of AZ	\$7,794	\$0	\$0	\$0	\$7,794
Faith Baptist School	\$1,078	\$0	\$0	\$0	\$1,078
Faith Christian Academy	\$374,004	\$127,933	\$302,539	\$1,750	\$806,226
Faith Christian School	\$2,288,533	\$743,379	\$501,275	\$72,133	\$3,605,319
Faith Community Academy	\$1,743,344	\$483,679	\$1,314,358	\$37,429	\$3,578,810
Faith Life Christian Academy	\$450	\$0	\$0	\$0	\$450
Faith Lutheran School	\$1,884,729	\$388,767	\$896,783	\$30,704	\$3,200,984
Family Life Academy	\$2,230,135	\$559,093	\$858,649	\$16,847	\$3,664,724
Family of Christ Learning Center	\$302,146	\$138,317	\$0	\$0	\$440,463
Family of God Lutheran School	\$70,557	\$0	\$9,009	\$0	\$79,566
Father's Heart Christian School	\$1,000	\$0	\$0	\$0	\$1,000
Fellowship Child Development Center	\$63,080	\$0	\$0	\$0	\$63,080
Fenster School	\$900	\$0	\$0	\$21,260	\$22,160
Firm Foundation Christian School	\$189,254	\$0	\$11,789	\$0	\$201,043
First Baptist Christian Academy	\$1,881,700	\$515,085	\$207,264	\$1,505	\$2,605,554
First Baptist Christian School	\$47,980	\$0	\$0	\$0	\$47,980
First Baptist of Mesa Christian Academy	\$12,367	\$0	\$0	\$0	\$12,367
First Southern Christian School	\$1,545,561	\$208,497	\$540,129	\$21,935	\$2,316,122
Flagstaff Academy	\$13,744	\$33,227	\$62,000	\$0	\$108,971
Flagstaff Adventist School	\$462,015	\$0	\$0	\$0	\$462,015
Flagstaff Community Christian School	\$2,649,111	\$1,286,954	\$4,252,822	\$97,301	\$8,286,188

Table 13
Estimated Total Scholarships by Private School CY1998 - FY2023

Private School	Original Individual	Switcher Individual	Low-Income Corporate	Disabled/Displaced Corporate	Total Scholarships
Florence Baptist Academy	\$37,556	\$13,566	\$31,250	\$790	\$83,162
Foundation for Blind Children	\$1,605,165	\$684,689	\$179,650	\$1,182,024	\$3,651,528
Founders Classical Academy	\$3,000	\$0	\$0	\$0	\$3,000
Fountain of Life Lutheran School	\$1,702,094	\$18,798	\$9,175	\$0	\$1,730,067
Fourteen Six Christian Academy	\$204,699	\$85,769	\$174,848	\$3,600	\$468,916
Freedom Baptist Academy	\$301,324	\$145,352	\$1,186,453	\$1,000	\$1,634,130
Freedom Christian Academy	\$713,046	\$188,645	\$1,258,755	\$70,830	\$2,231,275
Freedom Christian School	\$35,600	\$1,647	\$0	\$0	\$37,247
French American School of Arizona	\$18,145	\$24,695	\$0	\$0	\$42,840
Friendship Christian School	\$15,848	\$0	\$0	\$0	\$15,848
Full Gospel Christian Academy	\$4,474	\$0	\$0	\$0	\$4,474
Fusion Academy	\$128,785	\$310,538	\$5,750	\$5,193	\$450,266
Gan Yeladim	\$43,000	\$0	\$0	\$0	\$43,000
Gary K. Herberger Young Scholar's Academy	\$950,706	\$618,159	\$942,987	\$59,349	\$2,571,201
Gateway Academy	\$118,917	\$38,770	\$43,728	\$353,721	\$555,137
Gateway Baptist Academy	\$651,787	\$206,554	\$390,858	\$29,778	\$1,278,977
Gateway Bible Church Christian Training Center	\$6,703	\$0	\$0	\$0	\$6,703
Gateway Fellowship Preschool & Kindergarten	\$11,225	\$0	\$0	\$0	\$11,225
Gateway Independent School	\$110,885	\$0	\$0	\$0	\$110,885
Gateways School	\$16,063	\$0	\$0	\$0	\$16,063
Gethsemane Christian Academy	\$164,227	\$110,706	\$102,668	\$0	\$377,601
Gethsemane Lutheran School	\$2,941,825	\$560,472	\$48,218	\$500	\$3,551,014
Gila Mountain Christian Academy	\$8,680	\$0	\$5,400	\$0	\$14,080
Gilbert Christian Schools	\$23,975,280	\$12,979,212	\$13,333,025	\$225,290	\$50,512,807
Gilbert Montessori	\$110,220	\$90,144	\$99,350	\$20	\$299,734
Gilson Wash Baptist Academy	\$44,388	\$0	\$0	\$0	\$44,388
Glendale Christian Academy	\$1,498,560	\$329,489	\$781,734	\$1,800	\$2,611,582
Glenview Adventist Academy	\$947,630	\$125,439	\$3,601,496	\$0	\$4,674,565
God's Garden Child Development Center	\$46,704	\$19,149	\$0	\$0	\$65,853
God's World	\$870	\$0	\$0	\$0	\$870
Golf Links Christian School	\$25,564	\$0	\$0	\$0	\$25,564
Golladay School	\$472,656	\$499,345	\$164,200	\$0	\$1,136,201
Good Earth Montessori	\$11,290	\$3,291	\$600	\$1,000	\$16,181
Good News Christian Academy	\$19,687	\$4,782	\$0	\$0	\$24,469
Good Shepherd Lutheran School	\$120,574	\$0	\$0	\$0	\$120,574
Good Steps Christian Academy	\$5,303	\$0	\$0	\$0	\$5,303
Gospel Light Christian Academy	\$5,235	\$0	\$1,325	\$0	\$6,560
Gospel Outreach Christian School	\$14,974	\$4,526	\$138,150	\$0	\$157,650
Grace Christian Academy	\$11,097,918	\$2,247,893	\$1,610,696	\$98,291	\$15,054,798

Table 13
Estimated Total Scholarships by Private School CY1998 - FY2023

Private School	Original Individual	Switcher Individual	Low-Income Corporate	Disabled/Displaced Corporate	Total Scholarships
Grace Christian School	\$63,527	\$0	\$0	\$0	\$63,527
Grace Community Christian	\$0	\$0	\$3,658	\$0	\$3,658
Grace Fellowship Academy	\$1,631,680	\$591,189	\$747,430	\$1,686	\$2,971,986
Grace Garden Christian Preschool	\$0	\$20	\$0	\$0	\$20
Grace Lutheran School	\$2,128,001	\$468,931	\$621,900	\$20,198	\$3,239,030
Grace Montessori School	\$3,317	\$3,299	\$1,200	\$0	\$7,816
GracePointe Christian Academy (Chapel in the Hills)	\$475,314	\$69,669	\$375,262	\$1,005	\$921,249
Graysmark Academy	\$36,475	\$4,844	\$6,000	\$41,152	\$88,471
Great Hearts Christos	\$5,201	\$1,763	\$0	\$0	\$6,964
Great Hearts Trivium Preparatory Academy	\$250	\$0	\$0	\$0	\$250
Green Fields Country Day School	\$4,050,588	\$831,256	\$1,536,676	\$63,253	\$6,481,773
Greenhouse Montessori School	\$102,255	\$102,091	\$25,300	\$0	\$229,646
Guidepost Montessori at Goodyear	\$180,665	\$79,784	\$86,504	\$0	\$346,954
Guidepost Montessori at North Scottsdale	\$77,695	\$70,321	\$15,145	\$1,750	\$164,911
Guiding Light Christian Educational Center (GLCP)	\$301,712	\$161,487	\$128,194	\$1,000	\$592,392
Guiding Light Christian School	\$339,702	\$0	\$0	\$0	\$339,702
Hand in Hand Christian School	\$96,602	\$50,395	\$42,695	\$0	\$189,692
Happy Trails	\$40,133	\$0	\$5,234	\$0	\$45,367
Harvest Christian Academy	\$91,237	\$0	\$0	\$0	\$91,237
Harvest Kidz School	\$19,632	\$10,626	\$1,250	\$0	\$31,507
Heart Cry Christian Academy	\$17,517	\$9,390	\$0	\$0	\$26,908
Heartwood Montessori	\$113,602	\$68,347	\$247,500	\$0	\$429,449
Heichaltzu	\$1,500	\$2,021	\$40,148	\$0	\$43,669
Herencia Guadalupana Lab Schools	\$1,833	\$998	\$25,624	\$0	\$28,455
Heritage Christian Academy	\$1,463,449	\$5,563	\$16,485	\$0	\$1,485,497
Heritage Montessori	\$152,854	\$95,646	\$9,487	\$0	\$257,987
Hermosa Montessori	\$88,619	\$0	\$0	\$0	\$88,619
Highland Free School	\$70,908	\$0	\$0	\$0	\$70,908
Highlands Latin School	\$11,734	\$5,143	\$0	\$0	\$16,877
Holbrook Adventist Indian School	\$371,940	\$49,162	\$88,269	\$8,138	\$517,509
Holy Angels School	\$984,962	\$0	\$100,000	\$0	\$1,084,962
Holy Cross Evangelical Lutheran School	\$103,342	\$16,407	\$2,100	\$0	\$121,848
Holy Family Academy	\$164,919	\$89,131	\$309,005	\$6,600	\$569,655
Holy Trinity Academy	\$330,799	\$45,290	\$4,491	\$4,679	\$385,259
Holy Trinity Greek Orthodox Cathedral	\$0	\$0	\$0	\$500	\$500
Hope Academy for Autism	\$7,734	\$7,402	\$264,360	\$732,782	\$1,012,278
HOPE Christian Academy	\$847,602	\$590,381	\$133,893	\$1,665	\$1,573,541
Hopi Mission School	\$2,451,858	\$231,656	\$116,216	\$0	\$2,799,730
Howard S. Gray Education Program	\$85,527	\$3,611	\$100	\$100	\$89,338

Table 13
Estimated Total Scholarships by Private School CY1998 - FY2023

Private School	Original Individual	Switcher Individual	Low-Income Corporate	Disabled/Displaced Corporate	Total Scholarships
Ignite Learning Academy	\$39,155	\$52,519	\$3,388	\$2,000	\$97,062
Imago Dei Middle School	\$5,115,117	\$2,133,103	\$7,595,882	\$0	\$14,844,102
Immaculate Conception Catholic School	\$195,568	\$160,131	\$1,915,023	\$640	\$2,271,362
Immaculate Conception School	\$3,441,086	\$1,472,632	\$6,667,935	\$211,097	\$11,792,750
Immaculate Heart Academy	\$1,425,532	\$674,044	\$1,993,658	\$50,825	\$4,144,059
Immaculate Heart High School	\$4,314,946	\$728,507	\$2,252,845	\$73,754	\$7,370,051
Immaculate Heart of Mary School	\$18,984	\$14,572	\$493,045	\$0	\$526,601
Inspire International Preschool	\$0	\$0	\$2,700	\$0	\$2,700
Inspire Kids Montessori	\$245,082	\$225,133	\$10,397	\$0	\$480,612
Integrative Learning Academy	\$4,164	\$2,550	\$0	\$0	\$6,714
Integrity Preparatory Academy	\$19,000	\$0	\$40,200	\$0	\$59,200
Intermountain Academy	\$217,414	\$118,589	\$1,957,158	\$9,111,780	\$11,404,941
International Christian Academy Online	\$8,044	\$0	\$0	\$0	\$8,044
International School for Peace	\$17,961	\$3,901	\$0	\$0	\$21,862
International School of Arizona	\$2,139,187	\$1,323,204	\$875,683	\$1,250	\$4,339,323
International School of Tucson	\$2,057,844	\$1,008,837	\$2,936,703	\$31,668	\$6,035,052
Ironwood Hill School	\$57,489	\$23,360	\$58,252	\$35,496	\$174,596
iSTEAM Academy	\$1,000	\$0	\$0	\$0	\$1,000
Jess Schwartz College Preparatory	\$2,984,869	\$0	\$19,000	\$0	\$3,003,869
Jewell School	\$11,307	\$11,532	\$14,800	\$4,943	\$42,583
Joanne Todd Christian School	\$707,878	\$249,292	\$46,468	\$3,000	\$1,006,638
Journey School	\$34,615	\$24,559	\$550	\$0	\$59,724
Journeys Academy	\$9,900	\$0	\$10,000	\$0	\$19,900
Joyful Beginnings Academy-NOW Arizona Christian Academy	\$483,966	\$115,518	\$900	\$0	\$600,383
Kachina Country Day School	\$6,725	\$0	\$9,500	\$7,050	\$23,275
KASL Academy for Deaf and Hard of Hearing	\$4,890	\$7,510	\$49,400	\$51,000	\$112,800
Keystone Montessori Kingdom	\$268,868	\$0	\$0	\$0	\$268,868
Khalsa Montessori	\$120,031	\$0	\$0	\$0	\$120,031
Kids' Discovery Club Christian Kindergarten	\$17,076	\$0	\$0	\$0	\$17,076
Kimber Academy	\$136,576	\$74,984	\$6,000	\$1,500	\$219,060
King David School	\$2,994,954	\$0	\$22,319	\$0	\$3,017,273
King of Glory Christian Academy	\$2,896	\$854	\$2,350	\$0	\$6,099
Kingdom Preparatory Academy	\$806	\$280	\$180,340	\$0	\$181,426
Kingman Adventist Christian School	\$96,992	\$0	\$0	\$0	\$96,992
King's Academy	\$4,000	\$0	\$0	\$0	\$4,000
Kino Learning Center	\$1,225,898	\$350,710	\$603,768	\$196,682	\$2,377,058
Kyrene del Norte	\$540	\$0	\$0	\$0	\$540
La Paz Montessori	\$540	\$535	\$0	\$0	\$1,075
La Tierra Community School	\$25,445	\$0	\$0	\$0	\$25,445

Table 13
Estimated Total Scholarships by Private School CY1998 - FY2023

Private School	Original Individual	Switcher Individual	Low-Income Corporate	Disabled/Displaced Corporate	Total Scholarships
Lamad Preparatory Academy	\$2,955	\$0	\$0	\$0	\$2,955
Lamb's Gate Christian School	\$644,751	\$85,552	\$54,433	\$7,715	\$792,451
Lambs of God School	\$10,213	\$0	\$0	\$0	\$10,213
Lamplighters Chabad Day School of Tucson	\$174,430	\$120,950	\$366,200	\$0	\$661,580
Landmark Christian Academy	\$8,754	\$0	\$0	\$0	\$8,754
Latch School - ACCEL	\$888,552	\$191,096	\$669,392	\$1,268,180	\$3,017,220
Lauren's Institute for Education School (LIFE)	\$723,215	\$310,789	\$2,564,603	\$8,745,779	\$12,344,386
Learning Unlimited	\$0	\$0	\$4,000	\$6,000	\$10,000
Legacy Academy	\$107,836	\$25,226	\$65,310	\$0	\$198,372
Legacy Classical Christian Academy	\$350,352	\$0	\$20,000	\$0	\$370,352
Lehi Montessori	\$49,823	\$30,627	\$32,409	\$510	\$113,370
Lestonnac School	\$88,461	\$0	\$0	\$0	\$88,461
Lexington Academy	\$73,609	\$0	\$0	\$0	\$73,609
Lexington Life Academy	\$111,565	\$51,087	\$587,306	\$3,051,709	\$3,801,667
Lexington Life Academy-Show Low	\$450	\$3,000	\$119,428	\$0	\$122,878
Lexis Preparatory School	\$787,574	\$503,564	\$428,371	\$542,450	\$2,261,959
Liberty Baptist Christian Academy	\$1,160	\$3,212	\$8,126	\$0	\$12,499
Liberty Christian Academy	\$99,564	\$0	\$16,601	\$2,000	\$118,165
Liberty Youth Academy	\$158,745	\$59,551	\$17,147	\$0	\$235,443
Life Academy	\$5,899	\$0	\$4,600	\$0	\$10,499
Life Christian Academy	\$425,158	\$231,817	\$26,617	\$0	\$683,591
Life Development Institute	\$491,008	\$150,705	\$105,106	\$276,295	\$1,023,114
Life Development Institute-Flagstaff	\$17,358	\$23,642	\$0	\$0	\$41,000
Light and Life Elementary School	\$345,718	\$0	\$0	\$0	\$345,718
Light of Christ Christian Academy	\$25,363	\$21,551	\$29,500	\$0	\$76,413
Lighthouse Academy	\$49,140	\$0	\$0	\$0	\$49,140
Little Angels Montessori School	\$5,811	\$4,503	\$2,220	\$0	\$12,534
Little Palms School	\$12,576	\$174	\$0	\$0	\$12,750
Logos Christian Academy	\$545,982	\$224,484	\$2,009,501	\$4,500	\$2,784,467
Loretto Catholic School	\$2,191,813	\$484,610	\$7,580,057	\$0	\$10,256,480
Lourdes Catholic School	\$2,482,593	\$502,363	\$3,169,710	\$1,020	\$6,155,686
Loyola Academy	\$0	\$3,130,770	\$2,330,380	\$0	\$5,461,150
Lumos Arts Academy	\$194,215	\$100,606	\$340,645	\$820	\$636,287
Magical Journey Learning Center	\$426,115	\$291,113	\$26,235	\$6,250	\$749,713
Mandarin Montessori Academy	\$29,828	\$28,005	\$0	\$0	\$57,833
Maranatha Christian Academy	\$69,436	\$12,937	\$451,547	\$0	\$533,920
Maricopa Christian Academy	\$4,144	\$2,256	\$0	\$0	\$6,400
Maricopa Village Christian School	\$109,529	\$29,220	\$47,000	\$0	\$185,749
Marina Montessori	\$465	\$0	\$0	\$0	\$465

Table 13
Estimated Total Scholarships by Private School CY1998 - FY2023

Private School	Original Individual	Switcher Individual	Low-Income Corporate	Disabled/Displaced Corporate	Total Scholarships
Martin Luther Lutheran School	\$1,233,008	\$0	\$0	\$0	\$1,233,008
Menachem Mendel Academy	\$318,200	\$258,992	\$283,051	\$37,100	\$897,342
Mesa Christian Academy	\$252,907	\$101,156	\$85,553	\$20	\$439,636
Mesa Montessori	\$112,419	\$94,182	\$80	\$0	\$206,681
Messiah Lutheran Open Arms	\$88,363	\$0	\$0	\$0	\$88,363
Millennium Worldwide Academy	\$133,605	\$0	\$187,236	\$0	\$320,841
Miro International School	\$7,565	\$22,680	\$2,625	\$0	\$32,870
Mis Manos Montessori School	\$21,364	\$8,150	\$0	\$1,000	\$30,514
Mission Christian School	\$494,561	\$0	\$221,699	\$0	\$716,260
Mission Montessori	\$164,546	\$0	\$0	\$0	\$164,546
Mission Montessori on the Desert	\$2,668	\$2,653	\$0	\$0	\$5,321
Mission View Academy	\$1,367	\$0	\$0	\$0	\$1,367
Montessori 2000	\$7,173	\$0	\$0	\$0	\$7,173
Montessori Center School	\$707,538	\$307,761	\$30,327	\$0	\$1,045,626
Montessori Centre Main	\$139,381	\$0	\$0	\$0	\$139,381
Montessori Centre North	\$78,438	\$0	\$0	\$0	\$78,438
Montessori Children's Home	\$393,758	\$60,926	\$19,255	\$0	\$473,939
Montessori Children's House	\$7,698	\$13,238	\$0	\$0	\$20,936
Montessori Day School	\$147,040	\$0	\$0	\$0	\$147,040
Montessori Educare Academy	\$359,424	\$59,168	\$0	\$5,582	\$424,174
Montessori Education Center	\$14,885	\$0	\$0	\$0	\$14,885
Montessori in the Park	\$1,047,675	\$602,118	\$823,231	\$55	\$2,473,079
Montessori International School	\$1,529,129	\$493,407	\$1,297,389	\$41,886	\$3,361,811
Montessori Kingdom of Learning	\$2,238,759	\$182,111	\$103,047	\$1,600	\$2,525,517
Montessori Learning Center	\$96,513	\$21,440	\$0	\$0	\$117,953
Montessori Matters	\$70,715	\$41,910	\$0	\$6,250	\$118,875
Montessori of Surprise	\$35,704	\$14,252	\$3,544	\$0	\$53,500
Montessori Preparatory Academy	\$75,410	\$6,111	\$14,016	\$5,349	\$100,886
Montessori Schoolhouse Charter	\$38,633	\$0	\$0	\$0	\$38,633
Montessori West Preparatory	\$259,970	\$31,771	\$0	\$0	\$291,741
Montezuma Indian School	\$6,333	\$0	\$0	\$0	\$6,333
Morning Glory Montessori	\$31,535	\$0	\$0	\$0	\$31,535
Most Holy Trinity Catholic School	\$3,441,604	\$643,098	\$5,211,784	\$19,206	\$9,315,692
Mother of Sorrows	\$1,500	\$4,500	\$0	\$0	\$6,000
Mount Calvary Lutheran School	\$629,476	\$68,159	\$86,299	\$0	\$783,934
Mountain Christian School	\$2,097,310	\$596,090	\$1,637,614	\$39,128	\$4,370,142
Mountain View Academy	\$471	\$0	\$0	\$0	\$471
Mountain View Lutheran School	\$61,105	\$0	\$1,750	\$0	\$62,855
Native American Christian Academy	\$337,865	\$103,850	\$342,550	\$0	\$784,265

Table 13

Estimated Total Scholarships by Private School CY1998 - FY2023

Private School	Original Individual	Switcher Individual	Low-Income Corporate	Disabled/Displaced Corporate	Total Scholarships
Natural Choice Academy	\$50,362	\$23,682	\$11,700	\$0	\$85,744
Navajo Christian Preparatory Academy	\$924,487	\$436,173	\$180	\$0	\$1,360,840
Navajo Evangelical Lutheran Mission School	\$2,420,215	\$267,813	\$132,453	\$0	\$2,820,482
Navajo Trails	\$1,725	\$0	\$0	\$0	\$1,725
Nehemiah Ministries	\$2,484	\$0	\$0	\$0	\$2,484
Nellie P. Covert School	\$296,042	\$0	\$0	\$0	\$296,042
Neurologic Music Therapy Services of Arizona	\$191,510	\$47,634	\$500	\$55,754	\$295,398
New Covenant Lutheran Preschool & Kindergarten	\$615,612	\$271,377	\$10,500	\$3,451	\$900,941
New Gains Academy	\$0	\$0	\$7,200	\$0	\$7,200
New Hope Christian Academy	\$172,644	\$0	\$0	\$0	\$172,644
New Horizons Christian Academy	\$137,409	\$0	\$0	\$0	\$137,409
New Life Christian Academy	\$3,200	\$0	\$9,325	\$0	\$12,525
New Life Wesleyan Academy	\$3,240	\$0	\$0	\$0	\$3,240
New School for the Arts	\$563	\$0	\$0	\$0	\$563
New Vistas Center for Education	\$4,574,021	\$2,778,500	\$235,118	\$0	\$7,587,639
New Way Learning Academy	\$6,184,825	\$3,621,961	\$3,858,481	\$4,630,934	\$18,296,201
Nischmat Adin - Shalhevet	\$87,751	\$39,000	\$67,700	\$0	\$194,451
Noah's Ark Preschool & Kindergarten	\$306,734	\$84,514	\$0	\$0	\$391,248
Nogales Christian Academy	\$33,118	\$0	\$7,500	\$0	\$40,618
Noor Academy of Arizona	\$4,023,965	\$850,411	\$2,578,037	\$750	\$7,453,163
North Phoenix Baptist Kindergarten	\$356,983	\$144,940	\$0	\$0	\$501,923
North Phoenix Christian Montessori School	\$5,907	\$0	\$0	\$0	\$5,907
North Valley Christian Academy (Cross of Christ)	\$4,586,249	\$2,141,548	\$3,210,984	\$184,521	\$10,123,302
Northland Christian School	\$621,578	\$345,351	\$904,255	\$2,063	\$1,873,246
Northminster Christian School	\$684,541	\$175,961	\$148,439	\$17,570	\$1,026,512
Northwest Christian School	\$37,107,249	\$11,698,320	\$7,562,524	\$218,410	\$56,586,504
Notre Dame Preparatory	\$17,034,957	\$8,044,920	\$5,491,638	\$121,016	\$30,692,532
Oak Creek Ranch School	\$14,912	\$1,533	\$2,000	\$0	\$18,445
Oasis Christian School	\$900	\$0	\$0	\$0	\$900
Olga and Bob Strauss Center for Early Childhood Development	\$1,380	\$0	\$14,382	\$0	\$15,762
On-Track Academy	\$194,161	\$101,437	\$34,750	\$201,713	\$532,061
Opincar Study Center	\$1,425	\$0	\$0	\$0	\$1,425
Our Lady of Guadalupe	\$157,428	\$18,430	\$19,197	\$0	\$195,055
Our Lady of Joy School	\$281,754	\$0	\$14,273	\$0	\$296,027
Our Lady of Mt. Carmel School	\$7,357,585	\$1,943,413	\$1,613,347	\$25,514	\$10,939,858
Our Lady of Perpetual Help Catholic School	\$13,555,660	\$3,050,363	\$10,522,351	\$124,781	\$27,253,155
Our Lady of Sorrows Academy	\$731,351	\$117,987	\$737,395	\$1,800	\$1,588,533
Our Lady of the Lake	\$1,041,758	\$390,825	\$152,347	\$20,196	\$1,605,127
Our Lady of the Sun Academy	\$30,083	\$9,029	\$2,000	\$0	\$41,112

Table 13
Estimated Total Scholarships by Private School CY1998 - FY2023

Private School	Original Individual	Switcher Individual	Low-Income Corporate	Disabled/Displaced Corporate	Total Scholarships
Our Mother of Sorrows Catholic School	\$4,463,616	\$1,018,601	\$7,298,607	\$127,536	\$12,908,360
Our Savior's Lutheran School	\$103,209	\$14,708	\$2,550	\$0	\$120,467
Our Saviour Lutheran School	\$305,961	\$6,777	\$4,985	\$0	\$317,723
Outer Limits School	\$781	\$0	\$0	\$0	\$781
Page Christian School	\$164,278	\$48,896	\$17,697	\$0	\$230,871
Palm Valley Montessori	\$480,962	\$1,068,500	\$2,720,901	\$0	\$4,270,363
Palms Christian School	\$351,256	\$65,997	\$89,709	\$8,337	\$515,299
Palo Verde Christian School	\$363,368	\$0	\$3,640	\$0	\$367,008
Paradigm Learning Microschools	\$1,067	\$0	\$0	\$0	\$1,067
Paradise for Tots Christian Kindergarten	\$173,336	\$60,928	\$26,400	\$0	\$260,664
Paradise Mountain Christian Academy	\$139,332	\$0	\$0	\$0	\$139,332
Paradise Valley Christian Preparatory	\$9,718,476	\$2,407,786	\$2,268,897	\$52,933	\$14,448,091
Pardes Jewish Day School	\$13,218,677	\$4,458,489	\$2,450,452	\$50,520	\$20,178,137
Parker Apostolic Christian School	\$15,551	\$0	\$8,326	\$0	\$23,877
Parkside Christian Learning Center	\$3,324	\$1,296	\$0	\$0	\$4,620
Parkway Children's School of Excellence	\$57,434	\$10,108	\$0	\$0	\$67,542
Patagonia Montessori	\$67,069	\$0	\$0	\$0	\$67,069
PATH Academy at the Ranch	\$21,793	\$27,571	\$631	\$500	\$50,495
Pathway Christian School	\$8,575	\$5,674	\$0	\$0	\$14,249
Pathways School	\$249,301	\$132,882	\$354,781	\$243,698	\$980,663
Pathways School - Gilbert	\$4,587	\$0	\$0	\$20	\$4,607
Pathways School-Gilbert	\$68,517	\$74,505	\$277,624	\$65,534	\$486,181
Pathways School-Tucson	\$13,778	\$6,467	\$12,850	\$0	\$33,094
Pax Academy	\$14,830	\$0	\$7,000	\$0	\$21,830
Payson Community Christian School	\$2,509,006	\$701,449	\$1,541,094	\$7,730	\$4,759,278
Peace Academic Center	\$81,568	\$30,174	\$11,550	\$0	\$123,292
Peace Lutheran Church School	\$63,095	\$0	\$0	\$0	\$63,095
Pentecostal of Phoenix Christian Academy	\$21,399	\$0	\$0	\$0	\$21,399
Peridot Lutheran Elementary	\$182,791	\$48,623	\$52,183	\$0	\$283,598
Phillips Christian School	\$26,921	\$0	\$0	\$0	\$26,921
Phoenix Christian Academy	\$70,257	\$0	\$121,935	\$0	\$192,192
Phoenix Christian Preparatory Schools	\$11,457,556	\$1,772,751	\$18,179,590	\$246,291	\$31,656,187
Phoenix Christian School K-8	\$2,750,679	\$1,145,188	\$513,423	\$20,567	\$4,429,856
Phoenix Community Christian Preparatory School	\$0	\$6,000	\$0	\$0	\$6,000
Phoenix Country Day School	\$8,832,689	\$4,729,030	\$15,878,923	\$2,000	\$29,442,642
Phoenix Hebrew Academy	\$9,013,126	\$2,284,374	\$3,109,274	\$500	\$14,407,274
Phoenix Preparatory High School for Boys	\$70,900	\$0	\$0	\$0	\$70,900
Phoenix Preparatory High School for Girls	\$88,850	\$0	\$0	\$0	\$88,850
Phoenix Rising Free School	\$8,079	\$0	\$0	\$0	\$8,079

Table 13
Estimated Total Scholarships by Private School CY1998 - FY2023

Private School	Original Individual	Switcher Individual	Low-Income Corporate	Disabled/Displaced Corporate	Total Scholarships
Phoenix, Special Programs and Academies	\$4,669	\$0	\$0	\$0	\$4,669
Pilgrim Lutheran School	\$1,111,842	\$270,350	\$101,055	\$4,484	\$1,487,730
Pleasantview Christian Elementary	\$69,442	\$14,902	\$250,515	\$5,473	\$340,332
Pope John XXIII Catholic School	\$0	\$0	\$9,400	\$0	\$9,400
Potter's House	\$13,826	\$0	\$0	\$0	\$13,826
Precious Lamb Christian School	\$89,613	\$0	\$8,925	\$0	\$98,538
Prescott Adventist Christian School	\$375,672	\$75,105	\$220,020	\$3,000	\$673,797
Primavera School	\$1,974,180	\$637,659	\$162,995	\$3,920	\$2,778,753
Primrose School at Palm Valley	\$27,973	\$0	\$0	\$0	\$27,973
Primrose School of Fletcher Heights	\$4,770	\$0	\$0	\$0	\$4,770
Promiseland Christian Preschool	\$0	\$0	\$3,000	\$2,000	\$5,000
Providence Classical School	\$641,359	\$0	\$4,534	\$0	\$645,893
PS Academy Arizona	\$349,808	\$257,228	\$379,989	\$1,125,420	\$2,112,444
Quality Interactive Montessori	\$423,832	\$318,673	\$366,944	\$14,044	\$1,123,493
Queen of All Saints	\$4,838	\$5,015	\$0	\$0	\$9,853
Queen of Peace Catholic School	\$2,909,265	\$536,846	\$6,104,430	\$13,773	\$9,564,314
Rahmah Academy	\$18,700	\$11,100	\$15,200	\$0	\$45,000
Rainbow Academy	\$191,766	\$0	\$0	\$0	\$191,766
Rainbow Montessori	\$17,051	\$0	\$0	\$0	\$17,051
Rancho Solano Schools	\$5,105,476	\$1,581,199	\$508,518	\$9,182	\$7,204,375
Red Earth Waldorf Kindergarten and Preschool	\$11,070	\$24,406	\$45,714	\$0	\$81,190
Red Mountain Montessori Academy	\$43,770	\$12,877	\$0	\$1,000	\$57,647
Red Rock Christian School	\$83,621	\$0	\$0	\$0	\$83,621
Red Sands Christian School	\$86,881	\$55,140	\$1,080,292	\$45,916	\$1,268,229
Redeemer Christian Academy (Southern)	\$84,922	\$0	\$17,058	\$0	\$101,980
Redeemer Christian School (Stapley)	\$2,107,885	\$366,263	\$633,354	\$35,059	\$3,142,561
Redeemer Lutheran School	\$3,575,981	\$993,995	\$602,672	\$8,650	\$5,181,298
Regina Caeli Academy	\$36,124	\$34,431	\$0	\$0	\$70,555
Renaissance Academy Tucson	\$12,816	\$5,333	\$4,180	\$750	\$23,079
Resurrection Lutheran Child Development Center	\$1,215,314	\$225,656	\$6,772	\$0	\$1,447,742
Rise & Shine Exceptional Services	\$11,640	\$4,060	\$500	\$2,500	\$18,700
Rise Learning Academy	\$19,355	\$15,875	\$5,000	\$0	\$40,231
RISE Resource Center	\$27,031	\$15,348	\$34,460	\$148,925	\$225,765
Risen Savior Lutheran School	\$2,385,862	\$469,310	\$6,135	\$0	\$2,861,308
Rising Sun Montessori	\$1,615	\$0	\$0	\$0	\$1,615
River of Life Christian School	\$556,125	\$49,513	\$566,563	\$12,903	\$1,185,104
Rockwood Preparatory Academy	\$0	\$600	\$2,215	\$55,309	\$58,124
Rose Garden School	\$540	\$0	\$0	\$0	\$540
Running River School	\$351,715	\$135,273	\$604,531	\$0	\$1,091,519

Table 13
Estimated Total Scholarships by Private School CY1998 - FY2023

Private School	Original Individual	Switcher Individual	Low-Income Corporate	Disabled/Displaced Corporate	Total Scholarships
S A R R C Community School	\$459,710	\$128,059	\$19,283	\$41,751	\$648,802
Sacred Heart Catholic School	\$8,070,501	\$1,988,362	\$3,061,745	\$9,445	\$13,130,053
Sacred Heart Catholic School-Nogales	\$98,356	\$62,539	\$1,124,605	\$0	\$1,285,500
Safford Adventist Christian School	\$61,008	\$0	\$0	\$0	\$61,008
Safford Christian Academy	\$238,031	\$1,243	\$0	\$0	\$239,274
Saguaro Hills Adventist Christian School	\$491,178	\$55,511	\$694,397	\$21,512	\$1,262,597
Saguaro Hills Christian School	\$326,468	\$0	\$10,625	\$0	\$337,093
Sahuarita Christian Academy	\$313,479	\$0	\$384,878	\$0	\$698,357
Salpointe Catholic High School	\$33,823,950	\$11,009,421	\$24,786,282	\$241,338	\$69,860,991
San Francisco de Asis Catholic School	\$3,936,427	\$1,518,295	\$2,125,604	\$21,308	\$7,601,634
San Miguel High School	\$4,786,714	\$1,887,602	\$18,902,188	\$3,200	\$25,579,705
San Tan Christian Academy	\$49,958	\$0	\$9,400	\$0	\$59,358
San Xavier Mission School	\$4,702,515	\$953,343	\$3,757,947	\$15,069	\$9,428,874
Santa Cruz Catholic School	\$3,165,737	\$823,850	\$8,716,324	\$96,789	\$12,802,700
Satori	\$1,235,996	\$264,207	\$50,581	\$505	\$1,551,289
Scottsdale Child Care & Learning Center	\$3,390	\$3,180	\$3,000	\$0	\$9,570
Scottsdale Christian Academy	\$23,372,842	\$8,627,709	\$9,481,239	\$118,000	\$41,599,790
Scottsdale Country Day School	\$44,572	\$2,115	\$9,600	\$0	\$56,287
Scottsdale United Methodist Co-Op	\$16,876	\$1,960	\$1,725	\$0	\$20,561
Sedona Christian School	\$86,615	\$0	\$0	\$0	\$86,615
Sedona Montessori	\$4,378	\$0	\$0	\$0	\$4,378
Sedona Sky Academy	\$25,194	\$13,108	\$0	\$0	\$38,302
Sedona Village Learning Center School	\$1,450	\$1,000	\$11,000	\$0	\$13,450
Seton Catholic High School	\$19,009,136	\$4,641,822	\$4,309,887	\$180,977	\$28,141,823
Shade Tree Academy	\$47,765	\$34,605	\$83,600	\$3,866	\$169,836
Shalom Montessori School	\$363,452	\$26,294	\$104,461	\$0	\$494,207
Shearim Torah High School	\$1,612,696	\$579,807	\$2,245,879	\$6,900	\$4,445,281
Sheila's Christian Academy "Minds in Motion"	\$110,552	\$48,921	\$0	\$0	\$159,473
Shepherd of the Desert Lutheran School	\$2,570,610	\$721,853	\$287,452	\$1,971	\$3,581,885
Shepherd of the Valley Lutheran Preschool (Kindergarten)	\$0	\$10,500	\$0	\$0	\$10,500
Shepherd's Christian Academy	\$6,388	\$0	\$0	\$0	\$6,388
Sherwood Village	\$25,802	\$0	\$0	\$0	\$25,802
Shiloh Christian School	\$359,760	\$0	\$2,821	\$0	\$362,581
Show Low Adventist Christian School	\$4,699	\$0	\$0	\$0	\$4,699
Sierra Academy of Scottsdale	\$58,163	\$12,428	\$0	\$5	\$70,596
Sino International Montessori School	\$13,780	\$14,955	\$5,900	\$0	\$34,635
Skyway Christian School	\$11,680	\$0	\$0	\$0	\$11,680
Smaller Scholars Montessori Academy	\$3,610	\$1,015	\$5,300	\$0	\$9,925
Smart Schools	\$196	\$0	\$0	\$0	\$196

Table 13
Estimated Total Scholarships by Private School CY1998 - FY2023

Private School	Original Individual	Switcher Individual	Low-Income Corporate	Disabled/Displaced Corporate	Total Scholarships
Son Life Christian School	\$2,205	\$0	\$0	\$0	\$2,205
Sonoran International School	\$11,781	\$0	\$0	\$0	\$11,781
SonRise Christian School	\$79,037	\$0	\$0	\$0	\$79,037
Sonshine Christian School	\$161,739	\$53,069	\$343,026	\$1,000	\$558,834
Sonshine Preschool	\$0	\$0	\$0	\$12,618	\$12,618
Southwest Christian School	\$962,552	\$437,468	\$1,071,806	\$7,987	\$2,479,812
Southwest Indian School	\$230	\$0	\$0	\$15,248	\$15,478
Southwestern Christian School	\$2,584,365	\$263,176	\$454,307	\$21,166	\$3,323,014
Spectrum Private School	\$11,768	\$0	\$0	\$0	\$11,768
Spirit of Hope Montessori	\$228,246	\$49,056	\$1,590	\$0	\$278,893
Spondeo Montessori	\$12,815	\$6,594	\$0	\$0	\$19,409
Spondeo Preschool	\$10,032	\$13,359	\$0	\$0	\$23,391
Spring Ridge Academy	\$1,003	\$0	\$0	\$0	\$1,003
Ss. Peter and Paul Catholic School	\$5,602,386	\$1,678,003	\$3,773,409	\$43,687	\$11,097,485
Ss. Simon and Jude School	\$9,600,520	\$2,581,389	\$9,976,269	\$187,667	\$22,345,845
St. Agnes Catholic School	\$4,428,956	\$672,267	\$4,620,581	\$14,013	\$9,735,817
St. Alban's Pre-School & Kindergarten	\$32,968	\$0	\$3,550	\$0	\$36,518
St. Ambrose School	\$3,268,073	\$756,677	\$8,232,295	\$82,151	\$12,339,196
St. Andrew's Kindergarten	\$1,126,695	\$298,250	\$36,274	\$1,113	\$1,462,332
St. Anne's Little Flower Montessori	\$769,870	\$0	\$33,010	\$0	\$802,880
St. Anthony Catholic School	\$3,158,406	\$1,124,227	\$3,394,525	\$0	\$7,677,158
St. Anthony of Padua Catholic School	\$3,072,344	\$760,807	\$3,546,367	\$48,989	\$7,428,506
St. Augustine Catholic High School	\$5,190,564	\$2,182,973	\$11,325,463	\$365,578	\$19,064,578
St. Catherine of Sienna Catholic School	\$4,561,229	\$700,863	\$5,025,577	\$44,496	\$10,332,164
St. Charles Apache School	\$4,617,316	\$1,002,604	\$1,776,348	\$0	\$7,396,268
St. Cyril Catholic School	\$6,591,461	\$1,880,948	\$3,475,414	\$53,735	\$12,001,558
St. Daniel the Prophet School	\$1,617,520	\$0	\$84,044	\$0	\$1,701,564
St. Dominic Savio Academy	\$241,112	\$31,683	\$0	\$120,732	\$393,527
St. Elizabeth Ann Seton Catholic School	\$6,080,066	\$1,628,593	\$3,041,737	\$42,876	\$10,793,272
St. Francis Kindergarten	\$2,740	\$0	\$0	\$0	\$2,740
St. Francis of Assisi School	\$2,726,782	\$1,086,702	\$5,600,757	\$15,918	\$9,430,159
St. Francis Xavier Elementary School	\$9,527,581	\$3,801,084	\$5,433,419	\$61,309	\$18,823,393
St. Gregory Catholic School	\$6,300,328	\$1,480,800	\$7,877,436	\$81,480	\$15,740,044
St. James Preschool & Kindergarten	\$52,997	\$0	\$0	\$0	\$52,997
St. Jerome K-8 School	\$3,608,094	\$758,492	\$4,341,737	\$24,209	\$8,732,531
St. Joan of Arc Catholic Preschool	\$13,781	\$5,288	\$7,540	\$0	\$26,608
St. Joan of Arc Catholic Preschool	\$445	\$505	\$3,600	\$0	\$4,550
St. Joan of Arc Kindergarten	\$168,407	\$0	\$0	\$0	\$168,407
St. John Bosco Catholic School	\$7,433,779	\$2,261,799	\$1,059,514	\$32,759	\$10,787,851

Table 13

Estimated Total Scholarships by Private School CY1998 - FY2023

Private School	Original Individual	Switcher Individual	Low-Income Corporate	Disabled/Displaced Corporate	Total Scholarships
St. John Paul II Catholic High School	\$2,078,908	\$1,163,107	\$4,441,617	\$164,511	\$7,848,144
St. John the Evangelist School	\$4,148,672	\$1,038,183	\$15,268,511	\$43,652	\$20,499,018
St. John Vianney Catholic School	\$6,582,443	\$1,279,934	\$9,111,520	\$175,404	\$17,149,301
St. John XXIII Catholic School	\$7,161,393	\$2,785,793	\$779,752	\$10,093	\$10,737,031
St. Joseph Catholic School	\$3,221,385	\$920,330	\$5,009,031	\$62,133	\$9,212,880
St. Joseph's Catholic Montessori School	\$2,255,969	\$358,945	\$910,276	\$7,500	\$3,532,690
St. Louis the King Catholic School	\$4,432,616	\$555,351	\$8,342,762	\$42,677	\$13,373,406
St. Luke's Lutheran School	\$9,951	\$0	\$0	\$0	\$9,951
St. Luke's School	\$192,955	\$0	\$0	\$0	\$192,955
St. Maria Goretti School	\$1,125,362	\$250,845	\$67,231	\$5,500	\$1,448,938
St. Mark's Early Childhood Center	\$446,219	\$185,341	\$17,835	\$2,000	\$651,395
St. Mark's Preschool & Kindergarten	\$370,695	\$40,249	\$40,223	\$2,058	\$453,225
St. Mary Basha Catholic Elementary School	\$9,526,913	\$2,284,677	\$1,786,597	\$27,816	\$13,626,003
St. Mary's Catholic High School	\$6,353,966	\$3,159,935	\$23,883,204	\$82,325	\$33,479,431
St. Mary's High School	\$15,998,411	\$2,437,127	\$11,457,932	\$29,779	\$29,923,249
St. Matthew School	\$5,810,179	\$1,254,083	\$6,962,772	\$20,862	\$14,047,897
St. Maximilian Mary Kolbe School	\$587,634	\$10,206	\$44,688	\$0	\$642,528
St. Michael Indian School	\$4,255,370	\$1,142,560	\$3,132,329	\$21,575	\$8,551,834
St. Michael's Parish Day School	\$7,596,212	\$2,605,690	\$2,257,840	\$21,504	\$12,481,246
St. Odilia	\$187,405	\$0	\$0	\$0	\$187,405
St. Paul Lutheran School	\$39,087	\$0	\$0	\$0	\$39,087
St. Paul's Preparatory Academy	\$1,197,014	\$0	\$0	\$0	\$1,197,014
St. Peter Mission School	\$4,304,843	\$923,159	\$4,086,265	\$0	\$9,314,267
St. Peter's Montessori	\$791,109	\$298,615	\$171,027	\$0	\$1,260,750
St. Theresa Elementary School	\$6,755,785	\$2,106,125	\$1,025,452	\$7,785	\$9,895,146
St. Thomas Aquinas School	\$7,335,485	\$2,670,408	\$1,672,848	\$18,013	\$11,696,754
St. Thomas Lutheran School	\$101,149	\$0	\$0	\$0	\$101,149
St. Thomas the Apostle Catholic Pre-School & Kindergarten	\$2,439,759	\$1,698,404	\$2,055,243	\$23,473	\$6,216,879
St. Thomas the Apostle Catholic School	\$5,869,802	\$966,117	\$1,289,350	\$18,185	\$8,143,454
St. Timothy Catholic Academy (Alma School)	\$4,269,331	\$1,017,964	\$1,440,674	\$22,607	\$6,750,576
St. Timothy Catholic School	\$794,226	\$433,679	\$231,457	\$4,539	\$1,463,901
St. Vincent de Paul School	\$5,974,201	\$880,961	\$8,422,160	\$21,531	\$15,298,854
Stanley Institute	\$1,024	\$0	\$0	\$0	\$1,024
Stepping Stones Homeschool	\$8,500	\$6,865	\$3,500	\$0	\$18,865
Stepping Stones Learning Center	\$11,515	\$10,675	\$5,700	\$0	\$27,890
Stone Creek Christian Kindergarten	\$1,598	\$0	\$0	\$0	\$1,598
Strong Foundations Academy	\$95,423	\$53,576	\$0	\$0	\$149,000
Summit School of Ahwatukee	\$5,446,793	\$2,457,896	\$316,260	\$21,387	\$8,242,335
Sun and Shield Christian Academy	\$364,324	\$1,174	\$39,833	\$2,250	\$407,581

Table 13
Estimated Total Scholarships by Private School CY1998 - FY2023

Private School	Original Individual	Switcher Individual	Low-Income Corporate	Disabled/Displaced Corporate	Total Scholarships
Sun Valley Indian School	\$166,536	\$25,275	\$95,260	\$0	\$287,071
Sun Valley Learning Center	\$596,505	\$22,154	\$59,477	\$0	\$678,136
Sunrays Academy	\$83,099	\$34,653	\$2,450	\$0	\$120,202
Sunrise Montessori School	\$718,715	\$179,291	\$11,110	\$20	\$909,136
Suriya Montesori	\$563	\$0	\$0	\$0	\$563
Surrey Garden Christian School	\$3,718,332	\$0	\$60,985	\$0	\$3,779,317
Sylvan Learning Center	\$1,440	\$0	\$0	\$0	\$1,440
Tamim Academy Chandler	\$16,715	\$12,130	\$17,400	\$0	\$46,245
Tanque Verde Lutheran Preschool/Kindergarten	\$833,228	\$207,864	\$12,790	\$0	\$1,053,882
Tatum Ranchette Montessori	\$22,135	\$0	\$0	\$0	\$22,135
Taylor Made Prep	\$973	\$595	\$11,505	\$0	\$13,074
Tempe Adventist Christian School	\$154,464	\$0	\$0	\$0	\$154,464
Tempe Christian School	\$197,715	\$0	\$0	\$0	\$197,715
Tempe Montessori	\$891,189	\$257,465	\$370,452	\$8,080	\$1,527,186
Tesseract School	\$2,068,924	\$299,424	\$283,041	\$18,928	\$2,670,317
The Abbie School	\$1,096,785	\$309,477	\$1,093,365	\$526,547	\$3,026,174
The Angel's Academy	\$4,357	\$0	\$76	\$0	\$4,433
The Beginning School	\$216,776	\$57,722	\$550	\$500	\$275,548
The Caepe School	\$195,541	\$36,485	\$152,125	\$3,821	\$387,972
The Family School	\$2,220,550	\$872,081	\$3,250	\$2,313	\$3,098,195
The French American School of Arizona	\$90,685	\$23,821	\$0	\$0	\$114,505
The Furnace - Crossroads Christian Education	\$12,964	\$5,734	\$10	\$0	\$18,708
The Goddard School	\$546,946	\$37,830	\$1,900	\$0	\$586,677
The Gregory School	\$8,958,147	\$3,201,893	\$6,725,623	\$35,789	\$18,921,452
The H.E.A.R.T. Center	\$4,371	\$2,169	\$0	\$800	\$7,340
The IDEA School	\$297,466	\$166,210	\$1,302,705	\$50,664	\$1,817,045
The Inspiration Academy	\$17,560	\$20,355	\$121,050	\$0	\$158,965
The Jones-Gordon School	\$1,724,256	\$1,275,899	\$767,382	\$1,169,705	\$4,937,242
The Learning Lab	\$29,628	\$4,315	\$2,200	\$7,700	\$43,843
The Learning Pad	\$48,929	\$19,816	\$29,657	\$2,221	\$100,623
The Orme School	\$2,598,277	\$642,592	\$57,860	\$7,684	\$3,306,413
The Promise School	\$40,418	\$13,389	\$14,250	\$5	\$68,062
The Schoolhouse Cooperative	\$13,000	\$4,000	\$0	\$0	\$17,000
The Scottsdale School	\$0	\$950	\$0	\$0	\$950
The United School for Autism	\$9,000	\$9,000	\$0	\$3,500	\$21,500
The Vine Preparatory Academy	\$10,750	\$20,850	\$58,400	\$0	\$90,000
The Weekday School	\$11,318	\$0	\$0	\$0	\$11,318
The Wiser Choice	\$3,897	\$0	\$3,365	\$0	\$7,262
Three Hierarchs Academy of Arizona	\$207,625	\$145,529	\$929,410	\$0	\$1,282,564

Table 13
Estimated Total Scholarships by Private School CY1998 - FY2023

Private School	Original Individual	Switcher Individual	Low-Income Corporate	Disabled/Displaced Corporate	Total Scholarships
Thrive Cultural Academy	\$4,380	\$3,214	\$0	\$0	\$7,594
Thunderbird Adventist Academy	\$3,440,984	\$448,359	\$2,403,828	\$31,611	\$6,324,782
Thunderbird Christian Elementary School	\$1,266,076	\$251,859	\$759,464	\$6,950	\$2,284,350
Tipping Point Academy	\$103,881	\$78,729	\$55,279	\$0	\$237,889
Torah Day School of Phoenix	\$4,303,553	\$3,985,111	\$15,666,968	\$373,790	\$24,329,422
Tree of Life Christian School	\$33,423	\$0	\$0	\$0	\$33,423
Tri-City Christian Academy	\$6,054,410	\$1,374,960	\$3,425,645	\$38,522	\$10,893,537
Tri-City Jewish Community Center Day School	\$300,794	\$0	\$0	\$0	\$300,794
Trinitas Classical Christian Academy	\$2,490	\$6,990	\$0	\$2,500	\$11,980
Trinity Christian School	\$7,749,208	\$3,180,476	\$4,202,585	\$19,009	\$15,151,278
Trinity Classical Academy	\$563	\$0	\$0	\$0	\$563
Trinity Classical and Christian Academy	\$151,899	\$0	\$0	\$0	\$151,899
Trinity Kindergarten	\$178,602	\$3,840	\$0	\$0	\$182,442
Trinity Lutheran School	\$5,154,879	\$1,361,126	\$661,975	\$14,228	\$7,192,208
Trinity United Methodist Kindergarten	\$246,178	\$24,674	\$197,969	\$4,329	\$473,151
Truly Free School	\$34,917	\$10,822	\$0	\$0	\$45,739
Truthful Beginnings	\$64,588	\$33,304	\$1,052	\$0	\$98,944
Tucson Baptist Academy	\$515,900	\$249,378	\$779,935	\$16,240	\$1,561,453
Tucson Community School	\$643,460	\$82,960	\$64,606	\$0	\$791,026
Tucson Hebrew Academy	\$10,147,636	\$3,597,136	\$3,143,353	\$1,000	\$16,889,125
Tucson Jewish Community Center	\$120,821	\$0	\$53,073	\$0	\$173,894
Tucson Waldorf School	\$3,244,344	\$1,578,820	\$2,885,471	\$72,200	\$7,780,834
Turning Point School	\$382,031	\$0	\$10,100	\$0	\$392,131
Tutor Time PreSchool & Kindergarten	\$3,500	\$0	\$3,500	\$0	\$7,000
United Christian School	\$558,947	\$278,582	\$428,311	\$40	\$1,265,880
Upward for Children and Families	\$0	\$2,844	\$0	\$68,870	\$71,714
Valiant College Preparatory	\$1,120,352	\$2,077,267	\$1,700,227	\$2,250	\$4,900,096
Valley Baptist School	\$112,538	\$46,933	\$24,507	\$0	\$183,979
Valley Cathedral Christian School	\$334,046	\$0	\$0	\$0	\$334,046
Valley Child Care & Learning Center	\$6,638	\$0	\$0	\$0	\$6,638
Valley Christian High School	\$16,136,824	\$2,442,035	\$6,169,574	\$141,630	\$24,890,063
Valley Christian Schools	\$10,321,037	\$6,269,873	\$4,608,353	\$130,229	\$21,329,493
Valley Classical Christian Academy	\$1,006,816	\$0	\$17,592	\$0	\$1,024,408
Valley Lutheran High School	\$6,065,068	\$1,461,933	\$1,746,262	\$50,426	\$9,323,689
Valley of the Sun Jewish Community Center School	\$106,600	\$0	\$0	\$0	\$106,600
Verde Christian Academy	\$4,361,424	\$1,522,917	\$1,403,622	\$44,211	\$7,332,174
Verde Valley Adventist School	\$229,176	\$34,751	\$146,455	\$11,786	\$422,168
Verde Valley School	\$1,041,608	\$182,743	\$171,360	\$4,213	\$1,399,925
Veritas Academy of Tucson	\$2,125,438	\$1,085,389	\$682,609	\$18,569	\$3,912,005

Table 13
Estimated Total Scholarships by Private School CY1998 - FY2023

Private School	Original Individual	Switcher Individual	Low-Income Corporate	Disabled/Displaced Corporate	Total Scholarships
Veritas Christian Community School	\$3,710,156	\$1,131,023	\$335,520	\$2,500	\$5,179,199
Victorious Preschool & Kindergarten	\$45,880	\$1,423	\$6,105	\$0	\$53,408
Village Christian School	\$19,911	\$4,089	\$0	\$0	\$24,000
Ville de Marie Academy	\$2,814,023	\$1,052,129	\$1,853,756	\$21,272	\$5,741,180
Vision Christian Academy	\$348,935	\$94,613	\$73,660	\$0	\$517,208
Vision Leadership Academy	\$0	\$5	\$0	\$0	\$5
Wee Blessings Preschool & Academy	\$7,166	\$6,486	\$850	\$0	\$14,502
Wellspring Education Center	\$12,610	\$0	\$0	\$0	\$12,610
West Side Private School	\$16,101	\$0	\$0	\$0	\$16,101
West Valley Adventist School	\$35,403	\$0	\$0	\$0	\$35,403
West Valley Christian School	\$2,308,407	\$811,423	\$1,726,104	\$101,478	\$4,947,412
Western Hills Baptist School	\$11,297	\$977	\$0	\$0	\$12,274
Westminster Academy	\$4,984	\$0	\$0	\$0	\$4,984
White Mountain Christian School	\$3,426	\$0	\$0	\$0	\$3,426
White Mountain Montessori School	\$186,789	\$39,794	\$34,625	\$0	\$261,208
Wickenburg Christian Academy (Legacy High)	\$2,145,674	\$912,592	\$2,905,582	\$8,156	\$5,972,003
Wilkins Learning Center	\$51,924	\$23,076	\$0	\$0	\$75,000
Wings on Words	\$121,363	\$47,072	\$60,189	\$53,900	\$282,525
Winslow Christian School	\$3,947	\$2,354	\$82,971	\$150	\$89,421
Wonderland Montessori Academy of Gilbert	\$8,190	\$8,175	\$0	\$0	\$16,365
Woodbridge Private School	\$117,660	\$70,082	\$0	\$500	\$188,241
Word International Christian School	\$15,824	\$2,090	\$6,829	\$0	\$24,743
Word of Grace School for Young Children	\$18,503	\$0	\$0	\$0	\$18,503
Word of Life Christian School	\$40,829	\$3,165	\$0	\$0	\$43,994
Xavier College Preparatory	\$27,438,775	\$9,445,479	\$24,988,458	\$218,255	\$62,090,967
Yeshiva High School of Arizona	\$1,175,181	\$436,927	\$1,730,910	\$3,900	\$3,346,918
Young Disciples Christian Academy	\$37,675	\$12,742	\$228,684	\$0	\$279,101
Youthworks, Inc.	\$1,731	\$998	\$1,000	\$0	\$3,730
Yuma Adventist School	\$309,249	\$53,689	\$529,440	\$7,189	\$899,567
Yuma Catholic High School	\$7,304,055	\$2,021,852	\$20,937,118	\$42,660	\$30,305,685
Yuma Christian Academy	\$126,722	\$78,726	\$2,251,505	\$4,325	\$2,461,278
Yuma Lutheran School	\$5,391,729	\$2,010,777	\$3,505,526	\$115,758	\$11,023,790
Data not provided	\$16,454	\$2,566	\$11,000	\$0	\$30,020
TOTALS	\$1,085,021,536	\$340,287,301	\$731,139,391	\$48,058,751	\$2,204,506,978

Totals will not match data in other tables due to missing school information.