



---

# PUBLIC SCHOOL REPORT

2022

---

ARIZONA DEPARTMENT OF REVENUE

PREPARED BY  
THE OFFICE OF ECONOMIC RESEARCH AND ANALYSIS

# CONTENTS

## PUBLIC SCHOOL REPORT YEAR 2022

<b>Fast Facts</b>	<b>03</b>
<b>Historical Contributions</b>	<b>04</b>
<b>Year Over Year Comparison</b>	<b>05</b>
<b>Totals for District and Charter Holders</b>	<b>06</b>
<b>District and Charter Holders: Data Ranges, Top Fifteen</b>	<b>07</b>
<b>Top Five Counties</b>	<b>08</b>
<b>Expenditures by Category</b>	<b>09</b>
<b>Top Twenty Schools within a District</b>	<b>10</b>
<b>Top Twenty Schools within a Charter Holder</b>	<b>11</b>
<b>Schools with no Reports</b>	<b>12</b>
<b>Report Information</b>	<b>13</b>
<b>Policy</b>	<b>14</b>
<b>Tables</b>	<b>15</b>
<b>Data Totals by District and Charter Holders</b>	<b>20</b>

2022

# FAST FACTS

**16.2%**

**Increase** in overall contributions. \$40.7 million in school contributions were received in 2022 and \$35.0 million were received in 2021.

**39.7%**

**Increase** in the amount spent over last year. \$42.8 million was spent in 2022 and \$30.6 million was spent in 2021. Charter holder schools spent more than received but district schools spent less than received.

**\$216**

**Average** contributions per donor. Average donors contributions were \$201 for district schools and \$306 for charter schools.

**189,017**

**Total** donors contributed in 2022, 161,733 donors at district schools and 27,284 at charter schools.

# Historical Contributions: Charter and District Totals

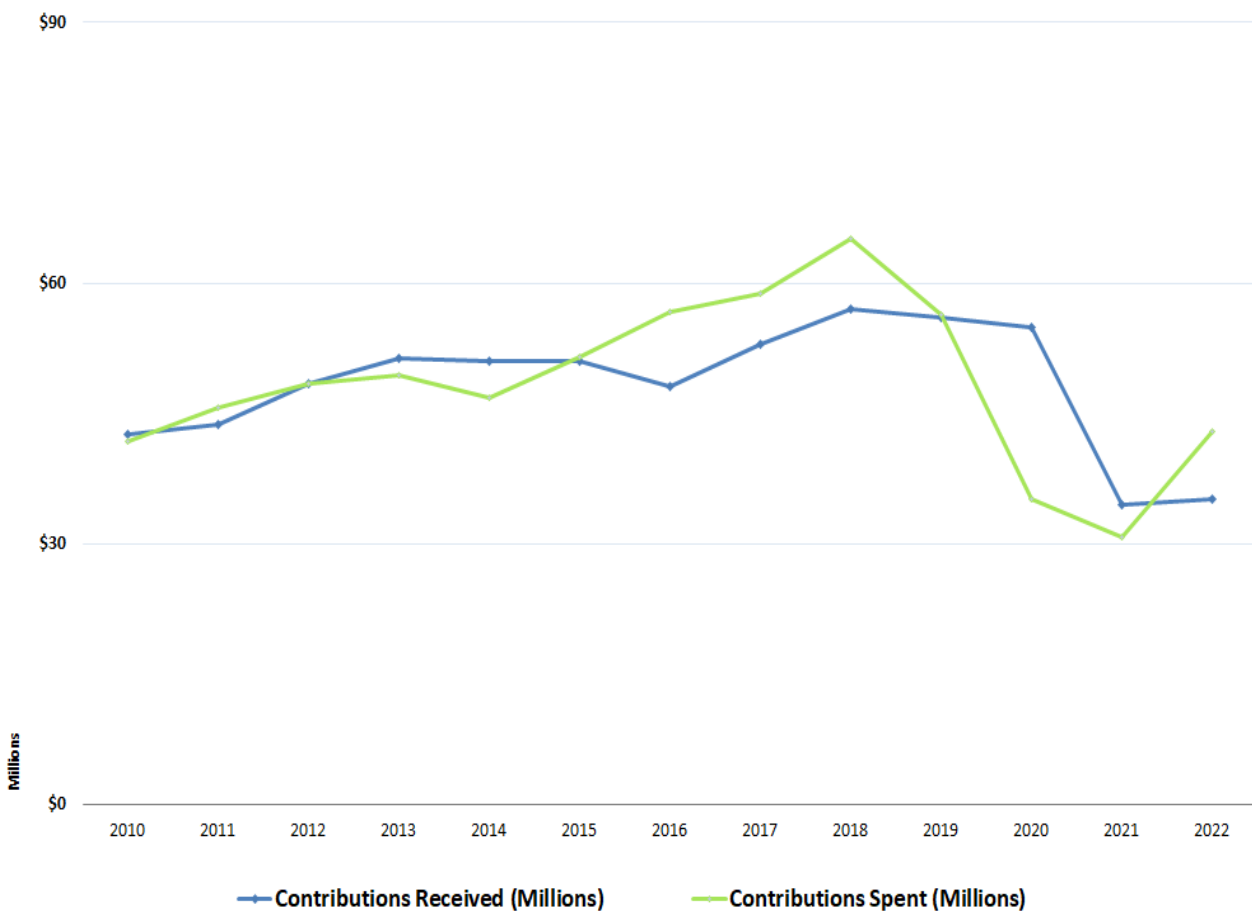
The average growth for historical contributions have increased at a rate of 5.4% since the year 2000. In 2022, contributions spent was more than money received.

**\$40.7 M**

*In Contributions*

**\$42.8 M**

*In Spending*



Since the year 2000, there has been an average growth rate of 5.4%. Contributions have dropped slightly in 2018 and again in 2019. However, in 2020 there was a significant drop in contributions received with a -37.1% decrease in from the prior year. In 2021, there was a 1.9% increase in the amount received from 2020. However, in 2022, there was a 16.2% increase in the amount received from 2021.

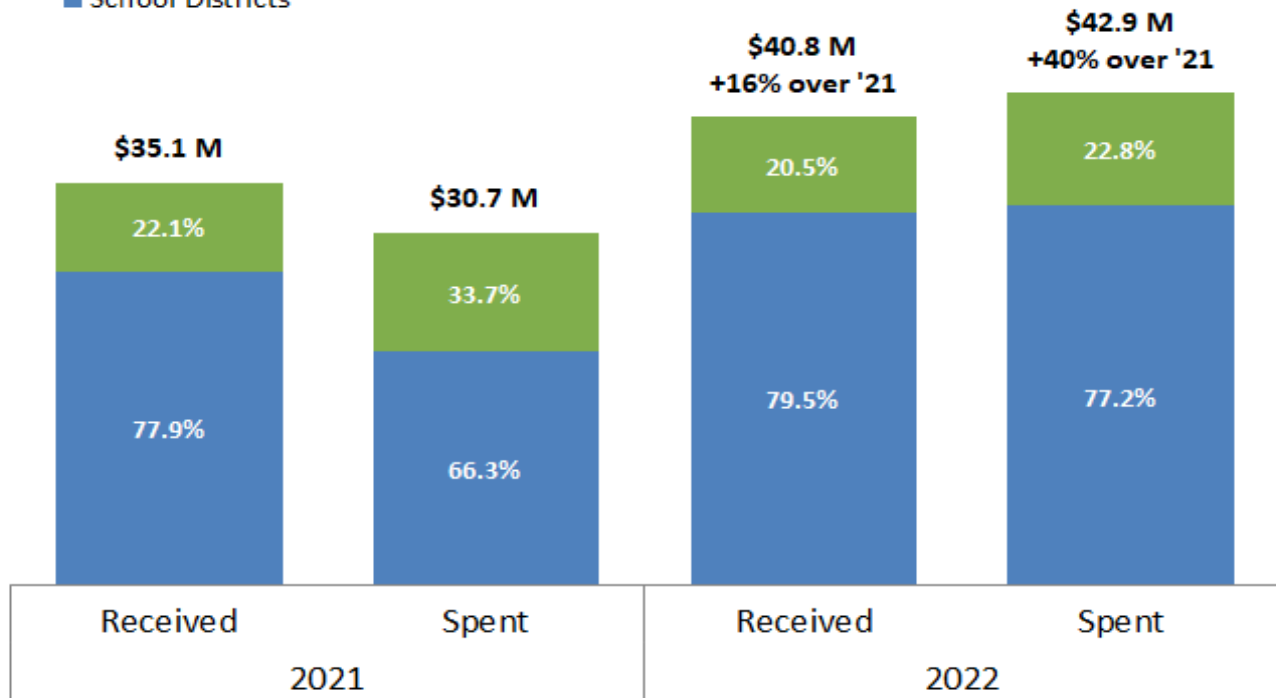
In calendar years 2015 to 2020, spending has been higher than the amount of contributions received, through the use of unspent monies from prior years. Both charter schools and district schools from 2015 to 2017 spent more than received. In years 2018-2022, only charter schools have spent more than received.

*Reference: Table 1 "Historical*

# TOTALS YEAR OVER YEAR

In 2022, the amount of contributions received increased and the amount spent increased from 2021

- Charter Holders
- School Districts



In 2022, the amount received was higher compared to the amount in 2021 in both the charter and public schools. Additionally, there was a significant increase in spending for the public and charter schools in 2022 compared to 2021.

- \$40,784,694 was reported received in fees or contributions from districts and charter schools ; this is 16.2% more than in 2021 or \$5,697,763 more than in 2021.
- \$42,870,697 was reported as spent; this is 39.7% higher or \$12,177,478 more than in 2021.
- Schools within districts received 77.9% of the total contribution reported in 2021 and 79.5% of all contributions in 2022.
- Schools within a district spent 66.3% of total spending in 2021 and 77.2% of all spending in 2022.
- Schools within charter holders received 22.1% of all contributions in 2021 and 20.5% of all contributions in 2022.
- Schools within a charter holder spent 33.7% of total spending in 2021 and 22.8% of all spending in 2022.

# TOTALS BY CHARTER HOLDER AND BY DISTRICT

## RECEIVED CONTRIBUTIONS

Charter schools	\$ 8,341,409
District Schools	\$32,443,285
<b>Total</b>	<b>\$ 40,784,694</b>

## SPENT CONTRIBUTIONS

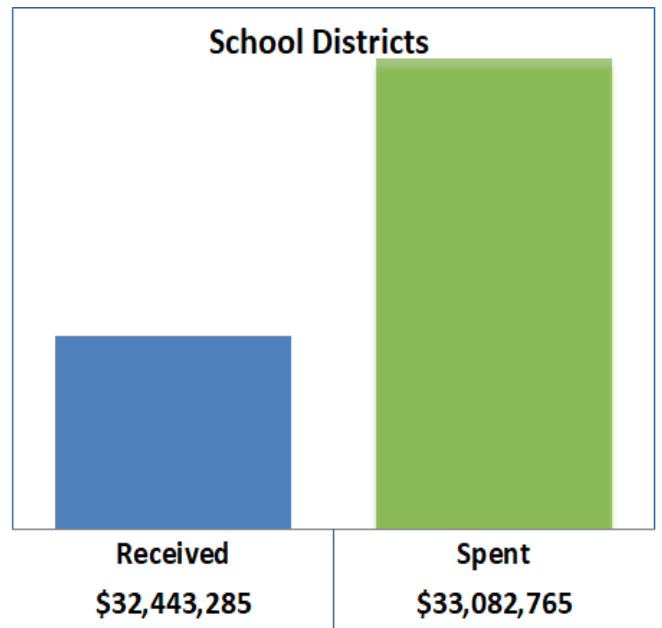
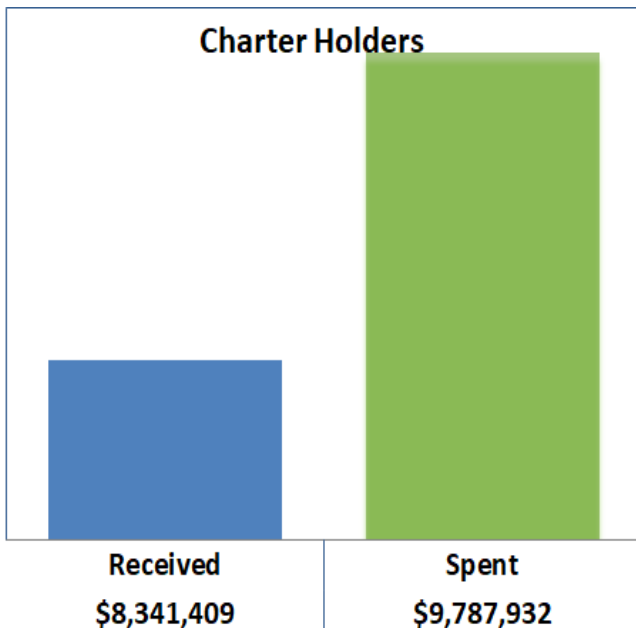
Charter schools	\$ 9,787,932
District Schools	\$33,082,765
<b>Totals</b>	<b>\$ 42,870,697</b>

## CHARTER

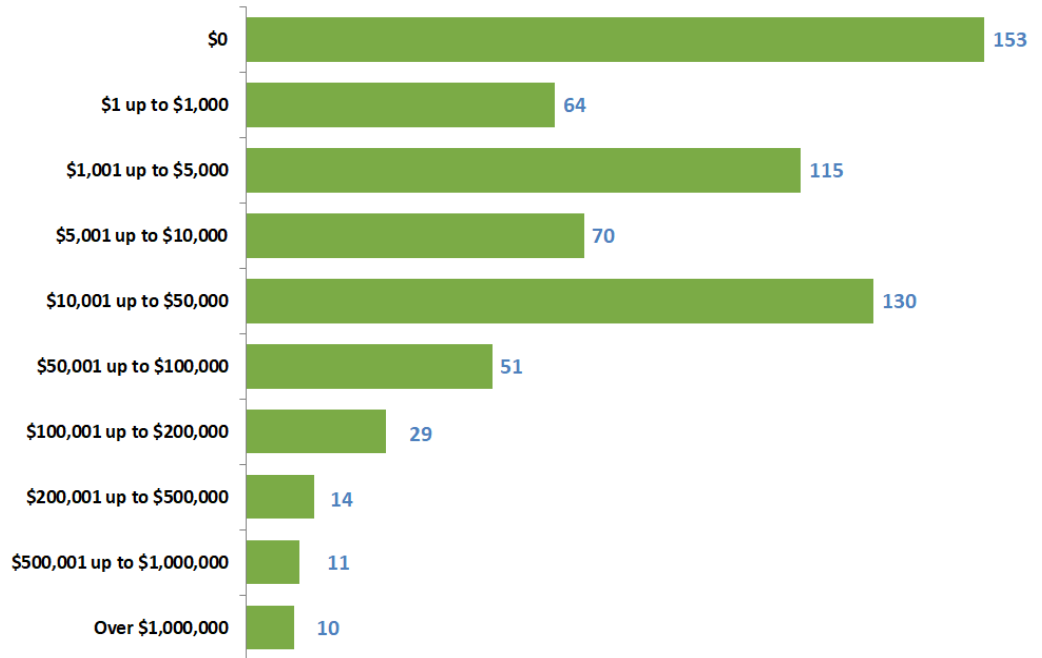
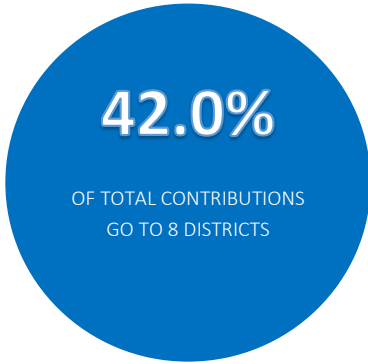
Charter schools reported receiving \$8,341,409 from 27,284 donors and spending \$9,787,932 in 2022. This is an increase of \$587,628 (or 7.6%) over the \$7,753,781 in fees or cash contributions received in 2021. Spending decreased by -\$545,958 (or -5.3%) from 2021. The amount spent to dollars received was 117.3% through the use of unspent monies from prior years.

## DISTRICT

District schools reported receiving \$32,443,285 from 161,773 donors and spending \$33,082,765 in 2022. This is an increase of \$5,110,135 (or 18.7%) over the \$27,333,150 in fees or cash contributions received in 2021. Spending increased by \$12,723,432 (or 62.5%) from 2021. The amount spent to dollars received was 102.0% .

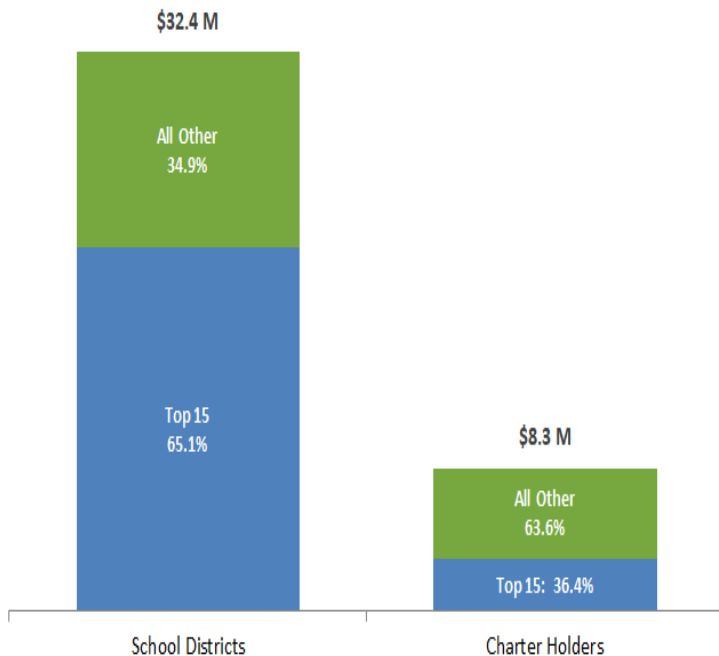


# DATA BY DISTRICT AND CHARTER HOLDERS



## NUMBER OF DISTRICTS OR HOLDERS WITHIN A RANGE


The chart above shows school districts or charter holders that are grouped within a particular dollar range. Ten districts reported receiving over \$1 million for a total of \$17,134,390 or 42.0% of all contributions. Likewise, 379 of the 647 districts and charter holders (or 59%) reported receiving \$50,000 or less. *Reference: Table 2 "Range of Dollars Received"*



## THE TOP FIFTEEN

The top 15 reported districts accounted for 65.1% of all district contributions received. The top 15 charter holders reported received 36.4% of all charter contributions. Chandler USD (a district) received the highest amount of contributions in 2022 reporting \$2,552,119 (or 5.2%). Academy of Mathematics and Science South (a charter holder) received the highest amount of contributions \$523,303 (or 6.3%) *Reference: Tables 3 and 4 "Top Fifteen District or Charter Holder"*

# TOP FIVE COUNTIES

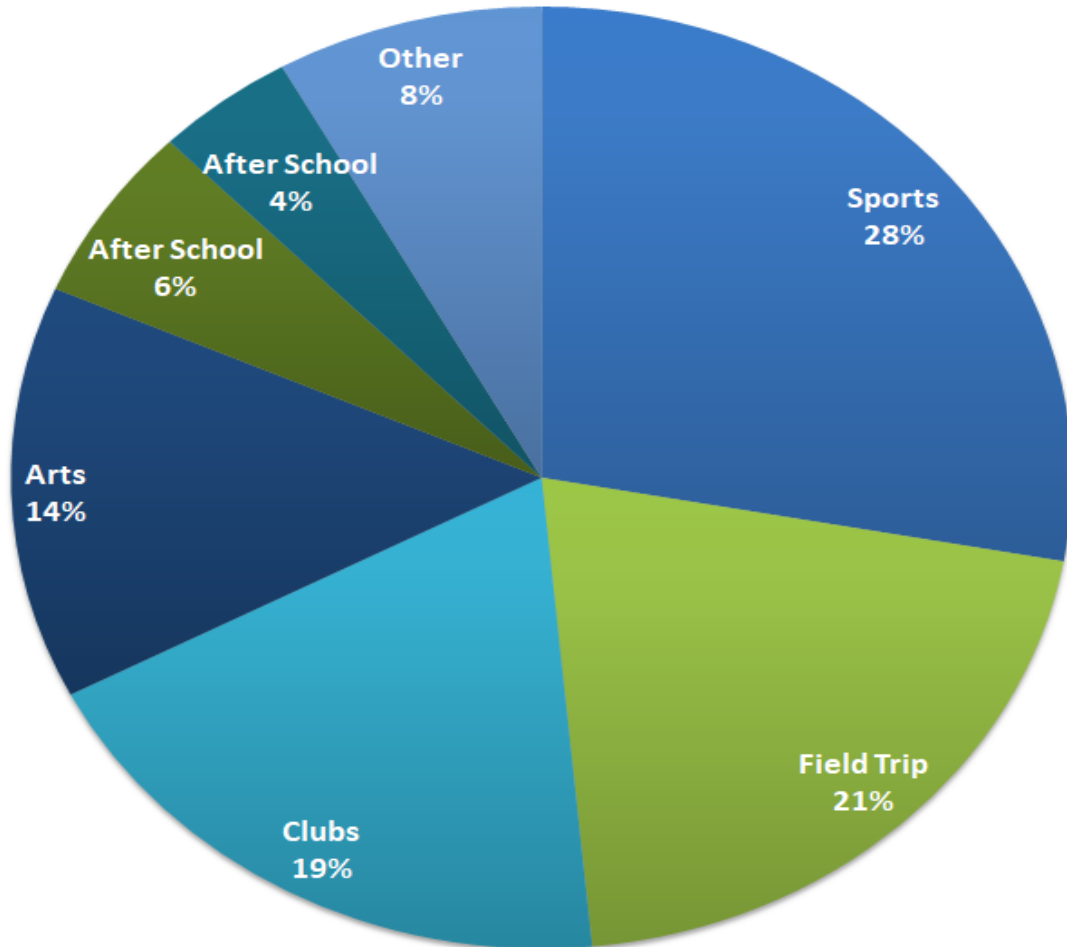


Maricopa County received \$27,461,945 (or 67.3%) from 135,035 donors in 2022; this is a 16.4% increase over 2021 contributions received. Maricopa County received an average of \$203 per donor. Pima County was the second highest receiving \$7,702,276 (or 18.9%) from 32,397 donors; this is an increase of 17.5% over 2021. Pima received an average of \$238 per donor. All other counties not listed received a combined total of 5.3% of all contributions received.

*Reference: Table 5 "County Data"*



# 2022 EXPENDITURES BY CATEGORY

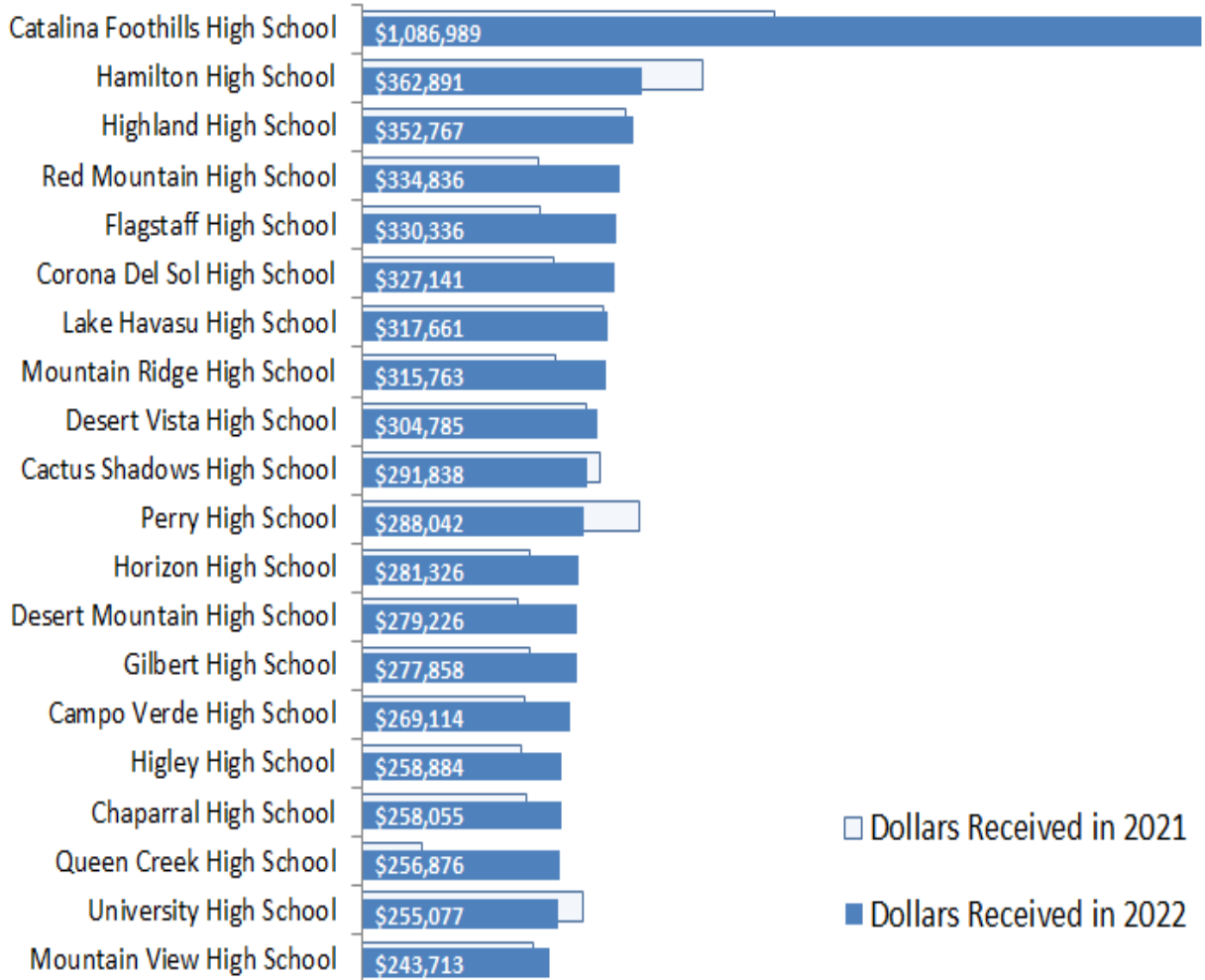


## 27.8%

The largest amount spent was on sports followed by field trips. (A public school is required to report how tax credit money was spent by specific categories each year.)

*Reference: Table 6 Spending by Categories*

# TOP TWENTY SCHOOLS WITHIN A DISTRICT

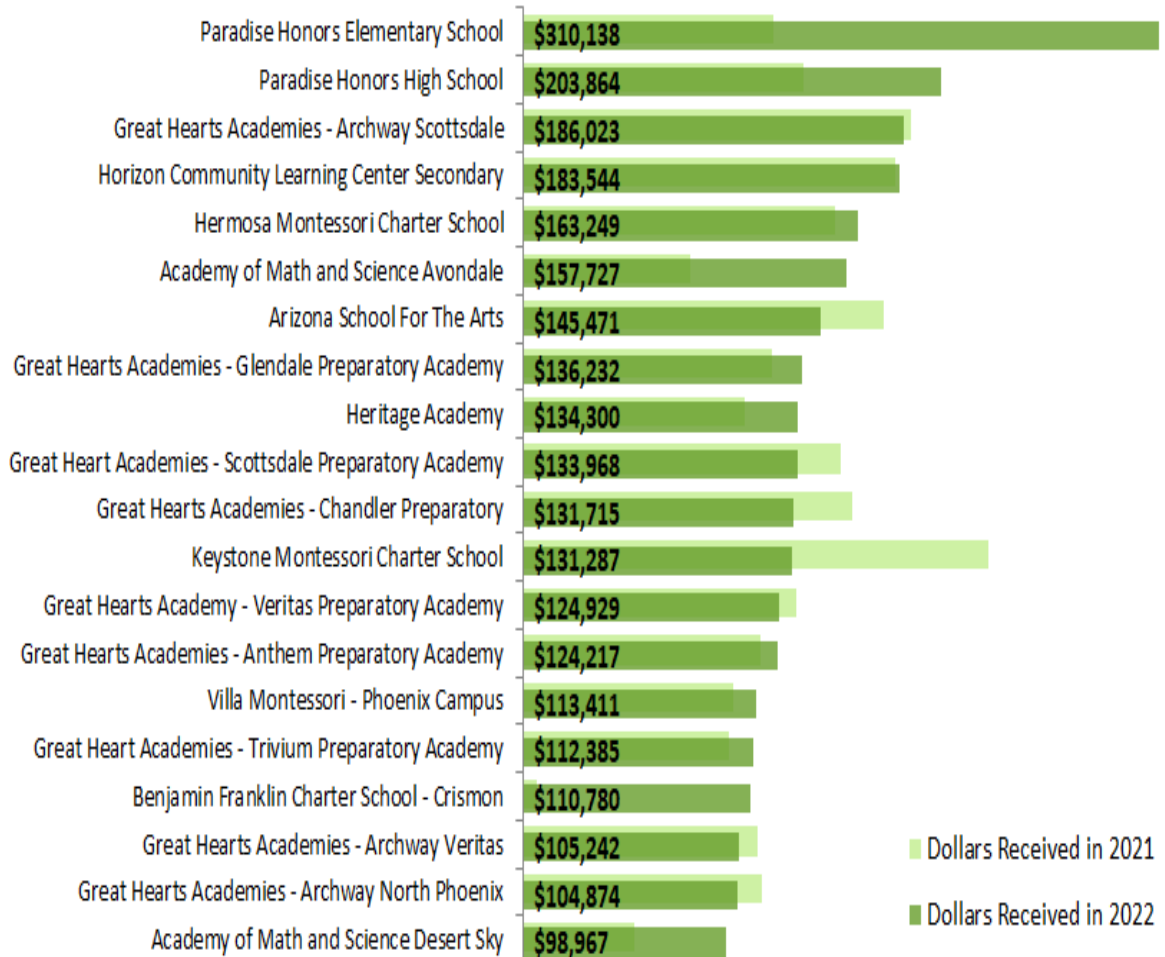


**20.6%**

The top 20 schools within a district received 20.6% of the total contributions received by district schools. The school with the highest contributions received was Catalina Foothills High School in the Catalina Foothills Unified School District receiving \$1,086,989 in contributions. Hamilton High School located in Chandler, was the second highest receiving \$362,891 in contributions.

*Reference: Table 7 "Top 20 District Schools"*

# TOP TWENTY SCHOOLS WITHIN A CHARTER HOLDER



**34.9 %**

The top 20 schools within a charter holder received 34.9% of the total contributions received by charter holders. The school with the highest contributions was Paradise Honors Elementary School, a Paragon Management Charter holder located in Surprise receiving \$310,138. The second highest was Paradise Honors High School located in Surprise receiving \$203,864.

Reference: Table 8. "Top 20 Charter Schools"

# SCHOOLS WITH NO REPORT SUBMITTED

*A report is required by A.R.S 43-1089.01(F) to be submitted once per year to the Department of Revenue*

158 schools failed to submit a report (71 charter schools and 87 district schools)

## Charter Schools

Accelerated Learning Center  
Arizona Call-A-Teen Center for Excellence  
Benchmark School  
Pioneer Preparatory - A Challenge Foundation  
East Valley Academy  
Desert Pointe Academy  
Ethos Academy-A Challenge Foundation Academy  
Foothills Academy  
Friendly House - Academia del Pueblo  
Student Choice High School - Peoria  
Genesis Academy  
George Gervin Prep Academy  
Hirsch Academy  
Imagine Camelback Middle  
Imagine Elementary at Camelback  
Humanities and Sciences High School - Phoenix  
Liberty Traditional Charter School  
Mission Montessori Academy  
Madison Highland Prep  
GateWay Early College High School  
Phoenix College Preparatory Academy  
Montessori Academy  
Montessori Day Public School Lakeshore  
Montessori House Charter School  
Ombudsman - Charter East  
Ombudsman - Charter East II  
Ombudsman - Charter Metro  
Ombudsman - Charter Northeast  
Ombudsman - Charter Northwest  
Ombudsman - Charter West  
Painted Desert Montessori, LLC  
Phoenix Advantage Charter School  
Phoenix Collegiate Academy School Elementary  
SABIS International  
District-Pointe Educational Services  
PPEP ARIZONA INSIGHT ACADEMY  
PPEP ARIZONA VIRTUAL ACADEMY  
Imagine Rosefield  
San Tan Learning Center  
AmeriSchools Academy - Camelback  
Bennett Academy - Venture Site  
Victory High School  
Riverbend Prep  
Western School of Science and Technology - A Challenge Foundation  
AC  
Scholars Academy Sunnyslope  
Providence High School

## District Schools

Aguila Elementary School  
Alchey High School  
Baboquivari High School  
Baboquivari Middle School  
Bowie Elementary School  
Bowie High School  
Canyon Day Junior High School  
Cibola High School  
Community Education  
Corona Foothills Middle School  
Cottonwood Elementary  
Cradleboard Elementary School  
Douglas USD  
Durango Detention Center  
El Capitan Public School  
Elite Performance Academy  
Florence USD  
Fountain Hills High School  
Fountain Hills Middle School  
Fowler Elementary School  
Fredonia Elementary School  
Fredonia High School  
Hope College and Career Readiness  
Academy  
Huachuca City School  
Indian Oasis Alternative High School  
Indian Oasis Alternative Middle School  
Indian Oasis Elementary School  
Indian Oasis Intermediate Elementary  
School  
Jeditto Elementary School  
Kayenta Elementary School  
Kayenta Middle School  
Kayenta USD  
Mary C. O'Brien School  
McDowell Mountain Elementary School  
McNary Elementary School  
Mesa Transitional Learning Center  
Mobile Elementary School  
Monument Valley High School  
Mount Turnbull Academy  
Mountain Vista School  
Naco Elementary School  
Owens Elementary School  
Payson Center For Success High School  
Peach Springs School  
Picacho Elementary School  
Pinon Elementary School  
Pinon High School  
Pinon Middle School  
Prescott USD  
Red Mesa Elementary School  
Red Mesa High School  
Red Mesa Junior High School  
Red Valley/Cove High School  
Round Rock Elementary School  
Sacaton Elementary  
Sacaton Middle School  
Sahuarita Middle School  
Santa Maria Middle School  
Seven Mile School  
Sun Canyon School  
Sunridge Elementary School  
Tonto Basin Elementary School  
Tsehootsooi Dine Bi'Olta (Immersion  
School)  
Tsehootsooi Intermediate Learning Center  
Tsehootsooi Middle School  
Tsehootsooi Primary Learning Center  
Tuscano Elementary School  
Villa Oasis Interscholastic Center  
Western Valley Elementary School  
Western Valley Middle School  
Whiteriver Elementary  
Window Rock High School  
Young Elementary School  
Young High School  
Yucca Elementary School  
Esperanza Prep  
Central Culinary and Hospitality  
Winkelman Intermediate  
Page Unified District  
Manson Mesa High School  
Vail Innovation Center  
Camp Verde Accommodation School  
East Valley Institute of Technology -East  
Campus  
Mountain Insitute STED  
Combs Center for Success Middle School  
Combs OnLine School for Success  
St Johns Learning Center

# REPORT INFORMATION

## **POLICY BACKGROUND**

Information on Arizona Revised Statute § 43-1089.01.

## **TABLES:**

Reports reference tables 1 to 8

## **APPENDIX I**

The first appendix lists by school district the total number of donors, the average fee or cash contribution per donor, the total amount of fees or cash contributions received in 2022 and in 2021. The percentage change from the amount received last year, the ranking of the total amount received for 2022 and for 2021, the total amount spent in 2022 and for 2021, and the percentage of dollars spent to the total amount received for 2022.

## **APPENDIX II**

The second appendix lists the same information as noted above for charter school holders.

## **DATA**

The data source is from the Public School Report(s) filed by the school(s) or school district or charter holder. One hundred fifty eight schools in districts or charter holders failed to submit a report for 2022 (reference Page 12 for a list of these schools).

## **For additional information or questions**

Contact David Kryskowski at the Arizona Department of Revenue  
[dkryskowski@azdor.gov](mailto:dkryskowski@azdor.gov)

# POLICY BACKGROUND

## STATUTE

Arizona Revised Statute § 43-1089.01 provides a non-refundable individual income tax credit for fees and cash contributions paid to public schools in Arizona for the support of extracurricular activities, character education programs. The addition of standardized testing fees for college credit or readiness, preparation courses and material for standardized testing or career and technical education industry certification assessment was added in 2015. The addition of cardiopulmonary resuscitations (CPR) training was added in 2016. This credit is only available to individuals.<sup>1</sup> Beginning in 2016, the taxpayer has the option to claim contributions made after December 31 but on or before April 15 on their 2018 return or 2019 return.

## RATES

The credit is equal to the amount of fees paid or amount contributed up to \$200 for single or heads of household taxpayers and up to \$400 for married taxpayers that file a joint return.<sup>2</sup> The maximum allowable credit of \$200 was increased to \$250 for married taxpayers filing a joint return for taxable year 2001; to \$300 for tax year 2005; and to \$400 for taxable year 2006 and thereafter.

## QUALIFYING EXPENDITURES

The school must provide instruction in grades kindergarten through 12. Contributions made or fees paid to a non-governmental school, a pre-school, a community college, a university, or a public school located outside of Arizona does not qualify for this credit. Types of expenditures:

From and after **June 30, 2019 through June 30, 2022** individuals may claim a nonrefundable tax credit for making contributions or for fees paid for the support of:

- a) Acquiring capital items as defined in the Uniform System of Financial Records, including those items listed in section A.R.S. § Title 15-903, subsection C paragraphs 2 through 8
- b) Community school meal programs
- c) Student consumable health care supplies

Playground equipment and shade structures for playground equipment

### *Extracurricular activities*

School sponsored activities that require enrolled students to pay a fee in order to participate. The activities must supplement the school's education program. Extracurricular activities may include use of band uniforms, use of equipment or uniforms for varsity athletics, use of scientific laboratory equipment or materials, or in-state or out-of-state trips that are solely for competitive events. Extracurricular activities do not include any

senior trips or events that are recreational, amusement or tourist activities.

### *Character education programs*

A program defined in Arizona Revised Statute § 15-719. At a minimum, the character education program must include 1) instruction in the definition and application of at least six of the character traits (truthfulness, responsibility, compassion, diligence, sincerity, trustworthiness, respect, attentiveness, obedience, orderliness, forgiveness, virtue, fairness, caring, citizenship and integrity), 2) use activities, discussions and presentations to illustrate and reinforce the application of the character traits and 3) presentations by teachers or mentors who demonstrate the character traits.

### *Standardized testing fees*

Testing for college credit or readiness are fees paid to a school for the use of a widely recognized and accepted educational organization such as SAT, PSAT, ACT, advanced placement, international baccalaureate diploma test and other similar tests that are recognized and accepted by colleges and universities in the United States. The fees include preparation courses and materials used for standardized testing.

### *Career and technical education (CTE) industry certification*

CTE assessment are fees paid to a school for career and technical education industry certification assessment. This is an assessment for preparation programs (CTE) that provide students with a pathway to postsecondary education and careers.

### *Cardiopulmonary resuscitation (CPR) training*

The program must be based on the current national emergency CPR guidelines. If this instruction results in a CPR certification it must be provided by an authorized CPR trainer.

## REPORTING REQUIREMENTS

Public Schools must report on a calendar year basis to the Arizona Department of Revenue by February 28 of each year indicating the total number of donors, the total dollar amount of fees and contributions received and the amount spent by the school. Beginning in 2016, the taxpayer has the option to claim contributions made after December 31 but on or before April 15 in either the previous tax year or in the year the contribution was made. For example a taxpayer may claim a credit made between January 1 to April 15, 2018 on their 2017 return or 2018 return. However, the public school continues to report contributions on a calendar year basis. The school must also report the amount spent categorized by specific activity or program.

<sup>1</sup> Corporations may not claim this credit. A partnership may not pass the credit through to its partners. An S corporation may not pass the credit through to its shareholders.

<sup>2</sup> If married taxpayers file separate returns, each spouse may claim only half of the credit that would have been allowed on a joint return.

## TABLES

*Table 1: Historical contributions by year*

Year	Number of Donors	Contributions Received (Millions)	% Change	Average per Donor	Contributions Spent (Millions)	% Change in Spent	% Spent to Dollars Received
1998	74,242	\$8,990,042	--	\$121	--	--	--
1999	109,748	\$14,775,353	64.4%	\$135	--	--	--
2000	130,730	\$17,544,784	18.7%	\$134	--	--	--
2001	135,656	\$20,004,715	14.0%	\$147	--	--	--
2002	143,697	\$22,455,129	12.2%	\$156	--	--	--
2003	201,407	\$27,753,764	23.6%	\$138	\$23,411,749	--	84.4%
2004	213,987	\$30,958,872	11.5%	\$145	\$25,839,148	10.4%	83.5%
2005	215,369	\$35,416,279	14.4%	\$164	\$28,609,146	10.7%	80.8%
2006	218,664	\$43,230,433	22.1%	\$198	\$35,077,283	22.6%	81.1%
2007	214,356	\$44,069,896	1.9%	\$206	\$40,423,706	15.2%	91.7%
2008	233,450	\$45,164,366	2.5%	\$193	\$43,725,052	8.2%	96.8%
2009	239,031	\$42,657,087	-5.6%	\$178	\$41,472,666	-5.2%	97.2%
2010	250,004	\$43,718,717	2.5%	\$175	\$41,875,730	1.0%	95.8%
2011	250,216	\$48,442,987	10.8%	\$194	\$45,636,837	9.0%	94.2%
2012	253,134	\$51,287,359	5.9%	\$203	\$48,455,762	6.2%	94.5%
2013	253,842	\$50,972,856	-0.6%	\$201	\$49,479,227	2.1%	97.1%
2014	266,087	\$50,991,999	0.0%	\$192	\$46,801,468	-5.4%	91.8%
2015	262,879	\$48,062,286	-5.7%	\$183	\$51,512,419	10.1%	107.2%
2016	314,683	\$53,051,329	10.4%	\$169	\$56,658,066	10.0%	106.8%
2017	336,676	\$56,969,478	7.4%	\$169	\$58,743,513	3.7%	103.1%
2018	292,429	\$56,048,449	-1.6%	\$192	\$65,126,450	10.9%	116.2%
2019	277,589	\$54,934,742	-2.0%	\$198	\$56,441,543	-13.3%	102.7%
2020	149,135	\$34,512,369	-37.1%	\$231	\$35,118,779	-37.8%	101.8%
2021	167,855	\$35,158,202	1.9%	\$209	\$30,763,953	-12.2%	87.5%
2022	189,017	\$40,784,694	16.2%	\$216	\$42,870,697	39.7%	87.5%

*Table 2 – Range of Dollars Received*

Range of Dollars Received	District/ Charter	# of Donors	Total Dollars Received	% of Total	Average per Donor
Over \$1,000,000	10	89,934	\$17,134,390	42.0%	\$191
\$500,001 up to \$1,000,000	11	33,962	\$7,312,050	17.9%	\$215
\$200,001 up to \$500,000	14	16,982	\$4,413,678	10.8%	\$260
\$100,001 up to \$200,000	29	13,729	\$3,934,091	9.6%	\$287
\$50,001 up to \$100,000	51	17,601	\$3,768,853	9.2%	\$214
\$10,001 up to \$50,000	130	13,383	\$3,378,266	8.3%	\$252
\$5,001 up to \$10,000	70	2,038	\$513,864	1.3%	\$252
\$1,001 up to \$5,000	115	1,058	\$297,329	0.7%	\$281
\$1 up to \$1,000	64	171	\$32,173	0.1%	\$188
\$0	153	159	\$0	0.0%	\$0
<b>Total</b>	<b>647</b>	<b>189,017</b>	<b>40,784,694</b>	<b>100.0%</b>	<b>\$216</b>

*Table 3 – Top Fifteen Districts*

School District	County	Number of Donors	Dollars Received in 2022	% of 2022 Total	Dollars Received in 2021	% of 2021 Total
Chandler USD	Maricopa	24,998	\$2,552,119	5.2%	\$2,586,341	6.3%
Gilbert USD	Maricopa	8,373	\$2,201,229	4.5%	\$1,866,843	4.6%
Mesa USD	Maricopa	7,524	\$1,996,217	4.1%	\$1,522,332	3.7%
Tucson USD	Pima	12,426	\$1,965,982	4.0%	\$1,984,947	4.8%
Scottsdale USD	Maricopa	10,608	\$1,788,115	3.7%	\$1,438,540	3.5%
Paradise Valley USD	Maricopa	8,573	\$1,721,611	3.5%	\$1,176,267	2.9%
Deer Valley USD	Maricopa	5,395	\$1,427,614	2.9%	\$1,165,317	2.8%
Peoria USD	Maricopa	5,390	\$1,242,132	2.6%	\$1,008,935	2.5%
Catalina Foothills USD	Pima	2,522	\$1,201,805	2.5%	\$635,127	1.5%
Flagstaff USD	Coconino	4,125	\$1,037,566	2.1%	\$561,013	1.4%
Tempe UHSD	Maricopa	2,898	\$950,641	2.0%	\$858,182	2.1%
Higley USD	Maricopa	3,933	\$811,301	1.7%	\$571,589	1.4%
Vail USD	Pima	3,677	\$756,933	1.6%	\$542,406	1.3%
Amphitheater USD	Pima	2,475	\$752,764	1.5%	\$724,329	1.8%
Kyrene ESD	Maricopa	4,870	\$703,141	1.4%	\$529,603	1.3%
<b>Total of top 15</b>		<b>107,787</b>	<b>\$21,109,170</b>	<b>43.4%</b>	<b>\$17,171,770</b>	<b>41.9%</b>

*Table 4 – Top Fifteen Charters Holders*

Charter Holder	County	Number of Donors	Dollars Received in 2022	% of 2022 Total	Dollars Received in 2021	% of 2021 Total
Academy of Mathematics and Science South		164	\$523,303	6.3%	\$334,047	4.3%
Paragon Management		1,834	\$514,002	6.2%	\$258,970	3.3%
American Leadership Academy		714	\$200,043	2.4%	\$225,356	2.9%
Leman Academy of Excellence Inc		597	\$191,633	2.3%	\$210,085	2.7%
Archway Classical Academy Scottsdale		518	\$186,023	2.2%	\$189,511	2.4%
Horizon Community Learning Center Secondary	Maricopa	628	\$183,544	2.2%	\$181,856	2.3%
Hermosa Montessori Charter School	Pima	171	\$163,249	2.0%	\$152,237	2.0%
Arizona School For The Arts	Multiple	442	\$145,471	1.7%	\$175,642	2.3%
Glendale Preparatory Academy	Maricopa	362	\$136,232	1.6%	\$121,140	1.6%
Heritage Academy	Maricopa	581	\$134,300	1.6%	\$107,833	1.4%
Scottsdale Preparatory Academy	Maricopa	390	\$133,968	1.6%	\$154,993	2.0%
Eduprize Schools, LLC		836	\$133,458	1.6%	\$75,245	1.0%
Chandler Preparatory Academy	Maricopa	393	\$131,715	1.6%	\$160,349	2.1%
Benjamin Franklin Charter School	Maricopa	450	\$131,515	1.6%	\$95,136	1.2%
Keystone Montessori Charter School	Maricopa	147	\$131,287	1.6%	\$226,649	2.9%
<b>Total of top 15</b>		<b>8,227</b>	<b>\$3,039,743</b>	<b>36.4%</b>	<b>\$2,669,049</b>	<b>34.4%</b>

Note: Districts and Charters with no county listed have facilities in multiple counties.



*Table 5 – County Data*

County	# of Donors	Dollars Received in 2022	Percent of Total Received	Percent change	Average per Donor	Dollars Spent	Percent Spent to Received
Maricopa	135,035	\$27,461,945.45	67.3%	16.4%	\$203	\$29,348,848	106.9%
Pima	32,397	\$7,702,276.79	18.9%	17.5%	\$238	\$7,831,553	101.7%
Yavapai	5,980	\$1,375,570.57	3.4%	-9.7%	\$230	\$1,412,883	102.7%
Coconino	5,205	\$1,370,147.00	3.4%	61.3%	\$263	\$1,417,712	103.5%
Mohave	2,412	\$697,410.25	1.7%	-0.5%	\$289	\$737,302	105.7%
Pinal	2,043	\$571,835.00	1.4%	22.1%	\$280	\$691,080	120.9%
Cochise	1,081	\$305,786.00	0.7%	20.9%	\$283	\$243,537	79.6%
Yuma	659	\$186,630.00	0.5%	4.8%	\$283	\$259,883	139.3%
Navajo	1,750	\$354,063.50	0.9%	12.8%	\$202	\$299,551	84.6%
Gila	819	\$304,724.52	0.7%	5.7%	\$372	\$308,232	101.2%
Santa Cruz	405	\$106,202.00	0.3%	6.5%	\$262	\$76,885	72.4%
Apache	476	\$139,201.00	0.3%	45.7%	\$292	\$96,406	69.3%
Graham	617	\$165,941.00	0.4%	27.3%	\$269	\$115,174	69.4%
La Paz	63	\$19,540.00	0.0%	-4.5%	\$310	\$12,841	65.7%
Greenlee	75	\$23,421.00	0.1%	9.4%	\$312	\$18,811	80.3%
<b>Total</b>	<b>189,017</b>	<b>\$40,784,694</b>	<b>100.0%</b>	<b>16.2%</b>	<b>\$216</b>	<b>\$42,870,697</b>	<b>105.1%</b>

*Table 6 – Spent dollars by programs or activity*

Program	Amount Spent	% of Total
Athletics or Sports	\$11,937,334	27.8%
Field Trip	\$8,845,650	20.6%
Clubs, Academic Competitions or other comparable ECA	\$8,103,337	18.9%
Music, Band, Choir Orchestra, Fine Arts or Performing Arts	\$6,081,191	14.2%
Extended Kindergarten Programs	\$831,635	1.9%
After School Enrichment or Tutoring	\$1,813,783	4.2%
Standardized Testing for college credit or readiness	\$1,041,743	2.4%
Character Education Programs	\$900,270	2.1%
Non-Credit Summer Programs	\$100,566	0.2%
Other	\$230,070	0.5%
Career and Technical Preparation	\$41,500	0.1%
Drivers Education Programs	\$88,490	0.2%
Capital items defined by ARS Title 15-903	\$2,602,512	6.1%
Community school meal programs	\$2,058	0.0%
Student consumable health care supplies	\$24,537	0.1%
Playground equipment and shade structures	\$223,703	0.5%
CPR Training	\$2,317	0.0%
<b>Total</b>	<b>\$42,870,697</b>	<b>100.0%</b>

*Table 7 – Top Twenty District Schools (within a district)*

District Schools	District Name	Number of Donors	Dollars Received in 2022	Average per Donor	% of 2022 total	Dollars Spent	Dollars Received in 2021
Catalina Foothills High School	Catalina Foothills USD	2,081	\$1,086,989	\$522	3.4%	\$1,084,237	\$534,978
Hamilton High School	Chandler USD	2,452	\$362,891	\$148	1.1%	\$434,106	\$441,523
Highland High School	Gilbert USD	1,090	\$352,767	\$324	1.1%	\$386,837	\$340,890
Red Mountain High School	Mesa USD	1,098	\$334,836	\$305	1.0%	\$367,445	\$229,538
Flagstaff High School	Flagstaff USD	941	\$330,336	\$351	1.0%	\$332,888	\$230,164
Corona Del Sol High School	Tempe UHSD	1,018	\$327,141	\$321	1.0%	\$274,567	\$248,128
Lake Havasu High School	Lake Havasu USD	986	\$317,661	\$322	1.0%	\$319,723	\$313,220
Mountain Ridge High School	Deer Valley USD	1,409	\$315,763	\$224	1.0%	\$240,066	\$250,309
Desert Vista High School	Tempe UHSD	782	\$304,785	\$390	0.9%	\$310,949	\$290,962
Cactus Shadows High School	Cave Creek USD	841	\$291,838	\$347	0.9%	\$151,509	\$309,561
Perry High School	Chandler USD	1,765	\$288,042	\$163	0.9%	\$307,940	\$359,984
Horizon High School	Paradise Valley USD	1,406	\$281,326	\$200	0.9%	\$228,644	\$218,847
Desert Mountain High School	Scottsdale USD	1,422	\$279,226	\$196	0.9%	\$320,378	\$203,188
Gilbert High School	Gilbert USD	811	\$277,858	\$343	0.9%	\$261,899	\$217,999
Campo Verde High School	Gilbert USD	822	\$269,114	\$327	0.8%	\$303,597	\$211,500
Higley High School	Higley USD	1,038	\$258,884	\$249	0.8%	\$324,992	\$207,486
Chaparral High School	Scottsdale USD	996	\$258,055	\$259	0.8%	\$331,633	\$213,630
Queen Creek High School	Queen Creek USD	392	\$256,876	\$655	0.8%	\$135,329	\$77,598
University High School		708	\$255,077	\$360	0.8%	\$324,280	\$287,312
Mountain View High School	Mesa USD	860	\$243,713	\$283	0.8%	\$317,203	\$223,088
<b>Total of top 20</b>		<b>22,918</b>	<b>\$6,693,179</b>	<b>\$292</b>	<b>15.2%</b>	<b>\$6,758,221</b>	<b>\$5,409,905</b>

Note: Districts and Charters with no county listed have facilities in multiple counties.

*Table 8 - Top Twenty Charter Schools (within a holder)*

Charter School	Charter Holder	City/Town	Number of Donors	Dollars Received in 2022	Average per Donor	Dollars Spent in 2022
Paradise Honors Elementary School	Paragon Management	Surprise	1,214	\$310,138	\$255	\$422,681
Paradise Honors High School	Paragon Management	Surprise	620	\$203,864	\$329	\$550,074
Great Hearts Academies - Archway Scottsdale	Archway Classical Academy Scottsdale	Scottsdale	518	\$186,023	\$359	\$186,023
Horizon Community Learning Center Secondary	Horizon Community Learning Center Secondary	Phoenix	628	\$183,544	\$292	\$274,907
Hermosa Montessori Charter School	Hermosa Montessori Charter School	Tucson	171	\$163,249	\$955	\$143,242
Academy of Math and Science Avondale	Academy of Mathematics and Science South	Tolleson	32	\$157,727	\$4,929	\$133,405
Arizona School For The Arts	Arizona School For The Arts	Phoenix	442	\$145,471	\$329	\$145,471
Great Hearts Academies - Glendale Preparatory Academy	Glendale Preparatory Academy	Peoria	362	\$136,232	\$376	\$136,232
Heritage Academy	Heritage Academy	Mesa	581	\$134,300	\$231	\$134,300
Great Heart Academies - Scottsdale Preparatory Academy	Scottsdale Preparatory Academy	Scottsdale	390	\$133,968	\$344	\$133,968
Great Hearts Academies - Chandler Preparatory	Chandler Preparatory Academy	Chandler	393	\$131,715	\$335	\$131,715
Keystone Montessori Charter School	Keystone Montessori Charter School	Phoenix	147	\$131,287	\$893	\$131,287
Great Hearts Academy - Veritas Preparatory Academy	Veritas Preparatory Academy	Phoenix	356	\$124,929	\$351	\$124,929
Great Hearts Academies - Anthem Preparatory Academy	Anthem Preparatory Academy	Phoenix	354	\$124,217	\$351	\$124,217
Villa Montessori - Phoenix Campus	Villa Montessori Charter School	Phoenix	329	\$113,411	\$345	\$113,411
Great Heart Academies - Trivium Preparatory Academy	Trivium Preparatory Academy	Goodyear	324	\$112,385	\$347	\$112,385
Benjamin Franklin Charter School - Crismon	Benjamin Franklin Charter School	Mesa	383	\$110,780	\$289	\$178,502
Great Hearts Academies - Archway Veritas	Archway Classical Academy Veritas	Phoenix	287	\$105,242	\$367	\$105,242
Great Hearts Academies - Archway North Phoenix	Archway Classical Academy North Phoenix	Phoenix	299	\$104,874	\$351	\$10,874
Academy of Math and Science Desert Sky	Academy of Mathematics and Science South	Phoenix	22	\$98,967	\$4,499	\$92,005
<b>Total of top 20</b>			<b>7,852</b>	<b>\$2,912,323</b>	<b>\$371</b>	<b>\$3,384,871</b>

**APPENDIX I**  
**2022 PUBLIC SCHOOL REPORT**  
**BY SCHOOL DISTRICT**

District Name	County	Number of Donors	Average per Donors	2022 Dollars Received	2021 Dollars Received	% Change	2022 Dollars Spent	2021 Dollars Spent	% of \$ Spent	2022 Rank	2021 Rank
Chandler USD	Maricopa	24,998	\$102	\$2,552,119	\$2,586,341	-1.3%	\$2,932,405	\$2,417,937	114.9%	1	1
Gilbert USD	Maricopa	8,373	\$263	\$2,201,229	\$1,866,843	17.9%	\$2,342,613	\$1,536,277	106.4%	2	3
Mesa USD	Maricopa	7,524	\$265	\$1,996,217	\$1,522,332	31.1%	\$2,188,018	\$1,072,629	109.6%	3	4
Tucson USD	Pima	12,426	\$158	\$1,965,982	\$1,984,947	-1.0%	\$2,014,126	\$1,612,774	102.4%	4	2
Scottsdale USD	Maricopa	10,608	\$169	\$1,788,115	\$1,438,540	24.3%	\$1,961,381	\$999,088	109.7%	5	5
Paradise Valley USD	Maricopa	8,573	\$201	\$1,721,611	\$1,176,267	46.4%	\$1,472,839	\$656,588	85.6%	6	6
Deer Valley USD	Maricopa	5,395	\$265	\$1,427,614	\$1,165,317	22.5%	\$1,374,815	\$850,439	96.3%	7	7
Peoria USD	Maricopa	5,390	\$230	\$1,242,132	\$1,008,935	23.1%	\$1,640,808	\$833,535	132.1%	8	8
Catalina Foothills USD	Pima	2,522	\$477	\$1,201,805	\$635,127	89.2%	\$1,175,906	\$717,733	97.8%	9	11
Flagstaff USD	Coconino	4,125	\$252	\$1,037,566	\$561,013	84.9%	\$1,085,175	\$423,829	104.6%	10	14
Tempe UHSD	Maricopa	2,898	\$328	\$950,641	\$858,182	10.8%	\$884,014	\$481,827	93.0%	11	9
Higley USD	Maricopa	3,933	\$206	\$811,301	\$571,589	41.9%	\$906,406	\$523,112	111.7%	12	13
Vail USD	Pima	3,677	\$206	\$756,933	\$542,406	39.6%	\$787,087	\$444,048	104.0%	13	15
Amphitheater USD	Pima	2,475	\$304	\$752,764	\$724,329	3.9%	\$710,173	\$338,810	94.3%	14	10
Kyrene ESD	Maricopa	4,870	\$144	\$703,141	\$529,603	32.8%	\$791,598	\$410,801	112.6%	15	16
Dysart USD	Maricopa	6,028	\$110	\$663,061	\$603,702	9.8%	\$713,901	\$626,970	107.7%	16	12
Marana USD	Pima	2,742	\$211	\$578,424	\$468,931	23.3%	\$769,116	\$271,244	133.0%	17	18
Madison ESD	Maricopa	3,441	\$155	\$533,024	\$341,196	56.2%	\$435,497	\$197,771	81.7%	18	23
Queen Creek USD	Maricopa	1,900	\$277	\$525,456	\$283,624	85.3%	\$328,688	\$169,924	62.6%	19	25
Glendale UHSD	Maricopa	1,756	\$280	\$492,253	\$447,145	10.1%	\$522,412	\$260,573	106.1%	20	19
Cave Creek USD	Maricopa	1,574	\$305	\$479,711	\$508,774	-5.7%	\$395,886	\$353,038	82.5%	21	17
Tanque Verde USD		768	\$582	\$446,977	\$376,334	18.8%	\$495,023	\$283,153	110.7%	22	21
Lake Havasu USD	Mohave	1,425	\$309	\$440,327	\$431,100	2.1%	\$379,012	\$236,796	86.1%	23	20
Flowing Wells USD	Pima	1,296	\$262	\$340,096	\$261,486	30.1%	\$278,893	\$125,762	82.0%	24	27
Prescott USD	Yavapai	1,306	\$249	\$325,487	\$345,295	-5.7%	\$317,816	\$354,003	97.6%	25	22
Agua Fria UHSD	Maricopa	1,051	\$293	\$308,092	\$309,395	-0.4%	\$380,584	\$485,984	123.5%	26	24
Payson USD	Gila	574	\$423	\$242,884	\$234,418	3.6%	\$246,271	\$206,651	101.4%	27	28
Phoenix UHSD	Maricopa	1,054	\$226	\$237,816	\$225,078	5.7%	\$178,153	\$60,734	74.9%	28	29
Washington ESD	Maricopa	972	\$234	\$227,615	\$208,449	9.2%	\$218,484	\$60,882	96.0%	29	30
Tempe ESD	Maricopa	754	\$302	\$227,424	\$202,956	12.1%	\$257,476	\$105,242	113.2%	30	31
Buckeye UHSD	Maricopa	1,441	\$155	\$223,584	\$125,751	77.8%	\$93,443	\$56,229	41.8%	31	38
Sunnyside USD	Pima	2,297	\$96	\$221,369	\$186,506	18.7%	\$213,536	\$85,129	96.5%	32	33
Humboldt USD	Yavapai	1,602	\$117	\$187,258	\$274,811	-31.9%	\$178,837	\$164,267	95.5%	33	26
Sahuarita USD	Pima	665	\$252	\$167,636	\$167,116	0.3%	\$172,987	\$137,026	103.2%	34	34
Chino Valley USD	Yavapai	775	\$193	\$149,262	\$156,889	-4.9%	\$112,964	\$131,902	75.7%	35	35
Wickenburg USD	Maricopa	421	\$310	\$130,340	\$108,163	20.5%	\$82,726	\$107,423	63.5%	36	41
Phoenix ESD	Maricopa	502	\$257	\$129,117	\$135,926	-5.0%	\$75,760	\$24,793	58.7%	37	36
Florence USD	Pinal	341	\$375	\$127,800	\$96,145	32.9%	\$45,967	\$39,844	36.0%	38	45
Litchfield ESD	Maricopa	388	\$312	\$121,121	\$129,321	-6.3%	\$182,027	\$72,629	150.3%	39	37
Maricopa USD	Pinal	339	\$345	\$116,985	\$59,891	95.3%	\$94,911	\$31,660	81.1%	40	56
Continental ESD	Pima	408	\$276	\$112,700	\$101,888	10.6%	\$174,614	\$113,415	154.9%	41	43
Blue Ridge USD	Navajo	346	\$301	\$104,142	\$70,195	48.4%	\$69,503	\$46,684	66.7%	42	52
Sedona-Oak Creek Joint USD	Yavapai	478	\$210	\$100,277	\$118,118	-15.1%	\$151,297	\$43,906	150.9%	43	40
Nadaburg USD	Maricopa	400	\$242	\$96,795	\$122,648	-21.1%	\$214,494	\$174,049	221.6%	44	39
Creighton ESD	Maricopa	324	\$298	\$96,595	\$94,785	1.9%	\$104,156	\$16,140	107.8%	45	46
Alhambra ESD	Maricopa	214	\$451	\$96,511	\$100,967	-4.4%	\$34,039	\$5,790	35.3%	46	44
Cottonwood-Oak Creek ESD	Yavapai	317	\$303	\$95,955	\$187,380	-48.8%	\$88,608	\$61,482	92.3%	47	32
Mingus UHSD	Yavapai	218	\$419	\$91,368	\$107,999	-15.4%	\$84,008	\$102,267	91.9%	48	42
Sierra Vista USD	Cochise	320	\$282	\$90,231	\$73,719	22.4%	\$73,099	\$18,667	81.0%	49	50
J.O. Combs USD	Maricopa	705	\$125	\$88,423	\$76,923	15.0%	\$106,512	\$140,516	120.5%	50	49
Liberty ESD	Maricopa	295	\$296	\$87,340	\$56,599	54.3%	\$94,081	\$18,852	107.7%	51	58

**APPENDIX I**  
**2022 PUBLIC SCHOOL REPORT**  
**BY SCHOOL DISTRICT**

District Name	County	Number of Donors	Average per Donors	2022 Dollars Received	2021 Dollars Received	% Change	2022 Dollars Spent	2021 Dollars Spent	% of \$ Spent	2022 Rank	2021 Rank
Roosevelt ESD	Maricopa	258	\$314	\$80,962	\$91,351	-11.4%	\$69,750	\$25,067	86.2%	52	47
Kingman USD	Mohave	352	\$229	\$80,566	\$69,212	16.4%	\$46,155	\$66,874	57.3%	53	53
Tolleson UHSD	Maricopa	369	\$203	\$74,758	\$53,223	40.5%	\$36,594	\$14,737	49.0%	54	61
Yuma UHSD	Yuma	281	\$251	\$70,581	\$80,584	-12.4%	\$73,950	\$52,653	104.8%	55	48
Show Low USD	Navajo	247	\$276	\$68,116	\$65,954	3.3%	\$67,716	\$71,361	99.4%	56	55
Laveen ESD	Maricopa	265	\$241	\$63,915	\$43,973	45.4%	\$89,616	\$28,157	140.2%	57	68
Osborn ESD	Maricopa	212	\$293	\$62,159		100.0%	\$27,564		44.3%	58	193
Cartwright ESD	Maricopa	212	\$293	\$62,105	\$70,463	-11.9%	\$90,588	\$53,342	145.9%	59	51
Round Valley USD	Apache	198	\$309	\$61,116	\$34,333	78.0%	\$39,028	\$37,429	63.9%	60	79
Winslow USD	Navajo	561	\$105	\$59,144	\$66,608	-11.2%	\$38,223	\$26,119	64.6%	61	54
Clarkdale-Jerome ESD	Yavapai	251	\$229	\$49,682	\$49,682	15.8%	\$75,332	\$34,275	130.9%	62	63
Pendergast ESD	Maricopa	4,000	\$14	\$55,725	\$50,482	10.4%	\$37,461	\$10,096	67.2%	63	62
Safford USD	Graham	178	\$311	\$55,321	\$38,137	45.1%	\$46,580	\$56,529	84.2%	64	71
Casa Grande ESD	Pinal	180	\$296	\$53,215	\$54,202	-1.8%	\$83,622	\$54,877	157.1%	65	60
Apache Junction USD	Pinal	165	\$321	\$53,021	\$36,197	46.5%	\$45,635	\$57,303	86.1%	66	75
Camp Verde USD	Yavapai	156	\$327	\$51,077	\$42,582	19.9%	\$66,687	\$42,582	130.6%	67	69
Colorado River UHSD	Mohave	205	\$241	\$49,375	\$44,301	11.5%	\$51,043	\$43,010	103.4%	68	66
Crane ESD	Yuma	132	\$370	\$48,798	\$36,699	33.0%	\$57,947	\$18,530	118.7%	69	74
Benson USD	Cochise	209	\$232	\$48,540	\$44,222	9.8%	\$48,874	\$30,258	100.7%	70	67
Mammoth-San Manuel USD	Pinal	102	\$466	\$47,500	\$35,813	32.6%	\$15,565	\$18,918	32.8%	71	76
Casa Grande UHSD	Pinal	208	\$216	\$45,028	\$47,086	-4.4%	\$53,306	\$10,211	118.4%	72	64
Bagdad USD	Yavapai	90	\$464	\$41,771	\$25,942	61.0%	\$46,527	\$42,610	111.4%	73	86
Thatcher USD	Graham	192	\$218	\$41,762	\$38,059	9.7%	\$3,826	\$4,542	9.2%	74	72
Wilson ESD	Maricopa	136	\$304	\$41,300	\$58,088	-28.9%	\$28,768	\$58,088	69.7%	75	57
Snowflake USD	Navajo	320	\$128	\$41,003	\$37,027	10.7%	\$26,855	\$24,333	65.5%	76	73
Arizona State School for the Deaf & Blind		191	\$215	\$40,992	\$38,150	7.4%	\$39,579	\$40,413	96.6%	77	70
Pima USD	Graham	169	\$239	\$40,384	\$31,642	27.6%	\$35,610	\$10,419	88.2%	78	82
Yuma ESD	Yuma	124	\$297	\$36,779	\$35,158	4.6%	\$32,861	\$69,978	89.3%	79	77
Western Maricopa Education Center	Maricopa	153	\$238	\$36,400	\$35,040	3.9%	\$17,152	\$7,151	47.1%	80	78
Pima County JTED	Pima	125	\$284	\$35,522	\$33,164	7.1%	\$9,144	\$3,694	25.7%	81	80
St. Johns USD	Apache	126	\$281	\$35,359	\$31,678	11.6%	\$48,396	\$25,995	136.9%	82	81
Heber-Overgaard USD	Navajo	103	\$338	\$34,796	\$29,580	17.6%	\$30,230	\$28,999	86.9%	83	83
Balsz ESD	Maricopa	138	\$230	\$31,727	\$54,655	-42.0%	\$21,091	\$54,655	66.5%	84	59
Holbrook USD	Navajo	119	\$260	\$30,975	\$22,353	38.6%	\$50,554	\$19,166	163.2%	85	92
Pine Strawberry ESD	Gila	113	\$264	\$29,814		100.0%	\$29,814		100.0%	86	193
Avondale ESD	Maricopa	88	\$315	\$27,756	\$24,697	12.4%	\$27,756	\$21,306	100.0%	87	88
Page USD	Coconino	58	\$434	\$25,191	\$24,027	4.8%	\$20,558	\$10,799	81.6%	88	89
Santa Cruz Valley USD	Santa Cruz	97	\$257	\$24,950	\$22,640	10.2%	\$26,731	\$39,759	107.1%	89	91
Saddle Mountain USD	Maricopa	94	\$254	\$23,887	\$12,628	89.2%	\$33,995	\$20,958	142.3%	90	108
Bisbee USD	Cochise	104	\$226	\$23,510	\$16,500	42.5%	\$24,315	\$23,347	103.4%	91	98
Isaac ESD	Maricopa	70	\$336	\$23,502	\$20,301	15.8%	\$18,709	\$5,221	79.6%	92	93
Grand Canyon USD	Coconino	79	\$288	\$22,772	\$7,300	211.9%	\$50,089	\$60	220.0%	93	129
Willcox USD	Cochise	67	\$338	\$22,619	\$27,206	-16.9%	\$19,265	\$9,113	85.2%	94	84
Nogales USD	Santa Cruz	86	\$260	\$22,349	\$14,009	59.5%	\$23,074	\$4,154	103.2%	95	102
Tombstone USD	Cochise	64	\$349	\$22,340	\$19,560	14.2%	\$8,103	\$7,786	36.3%	96	94
St. David USD	Cochise	58	\$366	\$21,229		100.0%	\$21,229		100.0%	97	193
Glendale ESD	Maricopa	78	\$271	\$21,132	\$45,413	-53.5%	\$29,905	\$6,425	141.5%	98	65
Mayer USD	Yavapai	79	\$266	\$21,000	\$27,145	-22.6%	\$17,360	\$12,348	82.7%	99	85
Chinle USD	Apache	67	\$304	\$20,396	\$9,748	109.2%	\$0	\$793	0.0%	100	116
Sonoita ESD	Santa Cruz	98	\$206	\$20,173	\$17,441	15.7%	\$5,361	\$2,546	26.6%	101	96
Williams USD	Coconino	73	\$264	\$19,252	\$15,161	27.0%	\$18,769	\$16,839	97.5%	102	99
Littleton ESD	Maricopa	645	\$30	\$19,115	\$9,844	94.2%	\$21,662	\$7,490	113.3%	103	115
Globe USD	Gila	73	\$253	\$18,459	\$23,335	-20.9%	\$15,900	\$11,821	86.1%	104	90

**APPENDIX I**  
**2022 PUBLIC SCHOOL REPORT**  
**BY SCHOOL DISTRICT**

District Name	County	Number of Donors	Average per Donors	2022 Dollars Received	2021 Dollars Received	% Change	2022 Dollars Spent	2021 Dollars Spent	% of \$ Spent	2022 Rank	2021 Rank
Beaver Creek ESD	Yavapai	59	\$293	\$17,286	\$17,197	0.5%	\$21,604	\$16,119	125.0%	105	97
Duncan USD	Greenlee	51	\$293	\$14,921	\$11,804	26.4%	\$15,649	\$16,855	104.9%	106	109
Patagonia UHSD	Santa Cruz	47	\$291	\$13,697	\$15,062	-9.1%	\$10,315	\$15,522	75.3%	107	100
Buckeye ESD	Maricopa	56	\$241	\$13,504	\$13,955	-3.2%	\$292	\$3,705	2.2%	108	103
Dan Hinton Accommodation District	Graham	36	\$353	\$12,701	\$9,300	36.6%	\$17,592	\$21,302	138.5%	109	117
Morristown ESD	Maricopa	43	\$294	\$12,650	\$12,755	-0.8%	\$27,899	\$22,077	220.5%	110	106
Joseph City USD	Navajo	42	\$300	\$12,609	\$18,413	-31.5%	\$12,957	\$15,969	102.8%	111	95
Parker USD	La Paz	44	\$270	\$11,900	\$13,630	-12.7%	\$6,256	\$1,139	52.6%	112	104
Ajo USD	Pima	43	\$270	\$11,620	\$12,990	-10.5%	\$3,709	\$180	31.9%	113	105
Mohave Valley ESD	Mohave	40	\$283	\$11,305	\$10,116	11.8%	\$19,704	\$2,399	174.3%	114	112
Douglas USD	Cochise	36	\$304	\$10,930	\$7,305	49.6%	\$3,330	\$0	30.5%	115	128
Concho ESD	Apache	44	\$243	\$10,679	\$8,850	20.7%	\$5,117	\$3,391	47.9%	116	119
Eloy ESD	Pinal	48	\$208	\$9,960	\$11,050	-9.9%	\$9,390	\$7,181	94.3%	117	111
Bullhead City School District	Mohave	29	\$310	\$9,000	\$8,924	0.8%	\$7,200	\$2,000	80.0%	118	118
Miami USD	Gila	39	\$227	\$8,868	\$15,040	-41.0%	\$13,541	\$5,798	152.7%	119	101
Altar Valley ESD	Pima	35	\$250	\$8,765	\$3,800	130.7%	\$15,781	\$3,800	180.0%	120	148
Palominas ESD	Cochise	38	\$229	\$8,689	\$10,113	-14.1%	\$3,111	\$656	35.8%	121	113
Patagonia ESD	Santa Cruz	26	\$333	\$8,660	\$7,400	17.0%	\$5,102	\$2,434	58.9%	122	127
Tolleson ESD	Maricopa	26	\$331	\$8,617	\$12,684	-32.1%	\$4,143	\$0	48.1%	123	107
Palo Verde ESD	Maricopa	71	\$119	\$8,457	\$9,938	-14.9%	\$2,128	\$965	25.2%	124	114
Topock ESD	Mohave	29	\$270	\$7,833	\$7,174	9.2%	\$6,740	\$4,791	86.0%	125	130
Arlington ESD	Maricopa	36	\$211	\$7,600	\$11,350	-33.0%	\$0	\$7,400	0.0%	126	110
Morenci USD	Greenlee	21	\$357	\$7,500	\$8,800	-14.8%	\$2,162	\$3,033	28.8%	127	120
Valley UHSD	Cochise	16	\$468	\$7,483		100.0%	\$0		0.0%	128	193
Murphy ESD	Maricopa	21	\$343	\$7,200	\$8,150	-11.7%	\$3,202	\$0	44.5%	129	124
San Simon USD	Cochise	23	\$313	\$7,200	\$6,000	20.0%	\$2,789	\$2,423	38.7%	129	133
Alpine ESD	Apache	26	\$275	\$7,150	\$4,100	74.4%	\$3,133	\$9,187	43.8%	131	144
Union ESD	Maricopa	35	\$197	\$6,902	\$8,600	-19.7%	\$4,658	\$3,288	67.5%	132	122
Riverside ESD	Maricopa	30	\$228	\$6,850	\$7,660	-10.6%	\$2,288	\$1,536	33.4%	133	125
Maine Consolidated School District	Coconino	19	\$333	\$6,336	\$3,235	95.9%	\$6,928	\$1,036	109.3%	134	153
Ray USD	Pinal	25	\$253	\$6,330	\$8,350	-24.2%	\$12,299	\$7,698	194.3%	135	123
Skull Valley ESD	Yavapai	17	\$371	\$6,300	\$3,000	110.0%	\$12,034	\$1,487	191.0%	136	154
Gadsden ESD	Yuma	26	\$242	\$6,295	\$3,695	70.4%	\$68,697	\$0	1091.3%	137	150
Ash Fork Joint USD	Yavapai	24	\$256	\$6,138	\$5,734	7.0%	\$11,967	\$7,165	195.0%	138	136
Red Rock ESD	Pinal	20	\$304	\$6,070	\$7,140	-15.0%	\$6,070	\$7,140	100.0%	139	131
Pomerene ESD	Cochise	16	\$371	\$5,934	\$2,500	137.4%	\$6,493	\$6,403	109.4%	140	159
Hyder ESD	Yuma	19	\$286	\$5,440		100.0%	\$3,171		58.3%	141	193
Somerton ESD	Yuma	31	\$168	\$5,200	\$5,000	4.0%	\$8,602	\$1,584	165.4%	142	138
Pima Accommodation District	Pima	17	\$282	\$4,800	\$2,800	71.4%	\$352	\$1,620	7.3%	143	156
Seligman USD	Yavapai	5	\$936	\$4,680		100.0%	\$5,466		116.8%	144	193
Littlefield USD	Mohave	17	\$275	\$4,671	\$3,889	20.1%	\$2,219	\$6,479	47.5%	145	147
Bonita ESD	Graham	13	\$358	\$4,650	\$6,000	-22.5%	\$5,900	\$719	126.9%	146	133
Coolidge USD	Pinal	17	\$259	\$4,400	\$8,755	-49.7%	\$2,036	\$4,339	46.3%	147	121
Yarnell ESD	Yavapai	14	\$313	\$4,387	\$3,600	21.9%	\$1,365	\$948	31.1%	148	151
Congress ESD	Yavapai	16	\$267	\$4,274	\$1,850	131.0%	\$6,493	\$6,148	151.9%	149	169
Solomon ESD	Graham	14	\$299	\$4,190		100.0%	\$3,381		80.7%	150	193
Fort Huachuca Accommodation District	Cochise	13	\$308	\$4,000	\$4,015	-0.4%	\$638	\$952	15.9%	151	146
Gila Bend USD	Maricopa	10	\$400	\$4,000	\$4,934	-18.9%	\$16,117	\$99	402.9%	151	140
Toltec ESD	Pinal	17	\$234	\$3,985	\$600	564.2%	\$200	\$0	5.0%	153	190
Superior USD	Pinal	15	\$253	\$3,800	\$4,700	-19.1%	\$2,870	\$1,180	75.5%	154	141
Pearce ESD	Cochise	10	\$376	\$3,756	\$7,432	-49.5%	\$6,651	\$3,840	177.1%	155	126
Mohawk Valley ESD	Yuma	10	\$345	\$3,450	\$6,600	-47.7%	\$7,115	\$4,149	206.2%	156	132
Valley Academy for Career and Techology Education	Yavapai	10	\$332	\$3,320	\$3,800	-12.6%	\$14,255	\$3,800	429.4%	157	148

**APPENDIX I**  
**2022 PUBLIC SCHOOL REPORT**  
**BY SCHOOL DISTRICT**

District Name	County	Number of Donors	Average per Donors	2022 Dollars Recieved	2021 Dollars Recieved	% Change	2022 Dollars Spent	2021 Dollars Spent	% of \$ Spent	2022 Rank	2021 Rank
Santa Cruz Valley UHSD	Pinal	17	\$174	\$2,960	\$4,500	-34.2%	\$8,372	\$996	282.8%	158	142
San Carlos USD	Gila	10	\$290	\$2,900	\$2,500	16.0%	\$0	\$0	0.0%	159	159
Apache ESD	Cochise	11	\$255	\$2,800	\$1,900	47.4%	\$1,425	\$471	50.9%	160	165
Antelope UHSD	Yuma	13	\$208	\$2,706	\$5,770	-53.1%	\$2,706	\$5,770	100.0%	161	135
Tuba City USD	Coconino	11	\$244	\$2,689	\$3,000	-10.4%	\$0	\$0	0.0%	162	154
Vernon ESD	Apache	7	\$371	\$2,600	\$2,000	30.0%	\$531	\$2,810	20.4%	163	164
Elfrida ESD	Cochise	7	\$343	\$2,400	\$2,400	100.0%	\$0	\$0	0.0%	164	193
Canon ESD	Yavapai	8	\$300	\$2,400	\$2,100	14.3%	\$4,507	\$3,349	187.8%	164	163
Coconino County Regional Accommodation SD	Coconino	10	\$238	\$2,380	\$550	332.7%	\$0	\$613	0.0%	166	192
Central Arizona Valley Institute of Technology	Pinal	8	\$290	\$2,317	\$600	286.2%	\$765	\$0	33.0%	167	190
Bicentennial UHSD	La Paz	8	\$281	\$2,250	\$2,260	-0.4%	\$2,095	\$3,245	93.1%	168	162
Bouse ESD	La Paz	7	\$313	\$2,190	\$1,368	60.1%	\$2,190	\$1,368	100.0%	169	175
Kirkland ESD	Yavapai	7	\$289	\$2,025	\$2,621	-22.7%	\$5,040	\$2,934	248.9%	170	158
Salome Consolidated ESD	La Paz	2	\$1,000	\$2,000	\$1,850	8.1%	\$2,000	\$1,850	100.0%	171	169
Yavapai Accommodation School District #99	Yavapai	9	\$214	\$1,925	\$1,891	1.8%	\$586	\$1,786	30.4%	172	168
Ash Creek ESD	Cochise	5	\$360	\$1,800	\$3,500	-48.6%	\$0	\$0	0.0%	173	152
Hayden-Winkelman USD	Gila	10	\$180	\$1,800	\$4,100	-56.1%	\$2,400	\$3,000	133.3%	173	144
Sentinel ESD	Maricopa	4	\$400	\$1,600	\$2,400	-33.3%	\$2,573	\$2,510	160.8%	175	161
Cochise ESD	Cochise	5	\$300	\$1,500	\$1,700	-11.8%	\$3,191	\$10,310	212.8%	176	172
Ganado USD	Apache	5	\$280	\$1,400	\$1,300	7.7%	\$0	\$0	0.0%	177	177
Fort Thomas USD	Graham	3	\$426	\$1,279	\$0	100.0%	\$0	\$0	0.0%	178	193
Valentine ESD	Mohave	3	\$400	\$1,200	\$1,200	100.0%	\$0	\$0	0.0%	179	193
Wenden ESD	La Paz	2	\$600	\$1,200	\$1,357	-11.6%	\$300	\$0	25.0%	179	176
Stanfield ESD	Pinal	4	\$275	\$1,100	\$1,600	-31.3%	\$0	\$0	0.0%	181	173
Wellton ESD	Yuma	6	\$176	\$1,054	\$800	31.8%	\$1,791	\$424	169.9%	182	186
Blue ESD	Greenlee	3	\$333	\$1,000	\$800	25.0%	\$1,000	\$800	100.0%	183	186
San Fernando ESD	Pima	2	\$450	\$900	\$1,900	-52.6%	\$407	\$389	45.2%	184	165
Santa Cruz ESD	Santa Cruz	3	\$267	\$800	\$800	100.0%	\$0	\$0	0.0%	185	193
McNeal ESD	Cochise	4	\$188	\$750	\$1,200	-37.5%	\$563	\$690	75.1%	186	178
Double Adobe ESD	Cochise	2	\$300	\$600	\$1,400	-57.1%	\$302	\$0	50.3%	187	174
Hillside ESD	Yavapai	3	\$167	\$500	\$850	-41.2%	\$429	\$124	85.9%	188	183
Hackberry School District	Mohave	1	\$400	\$400	\$400	100.0%	\$400	\$400	100.0%	189	193
Paloma School District	Maricopa	1	\$400	\$400	\$1,200	-66.7%	\$400	\$326	100.0%	189	178
SRPMIC	Maricopa	1	\$400	\$400	\$400	100.0%	\$0	\$0	0.0%	189	193
St Johns USD	Apache	2	\$151	\$301	\$630	-52.2%	\$0	\$0	0.0%	192	189
Crown King ESD	Yavapai	1	\$200	\$200	\$1,200	-83.3%	\$912	\$221	456.2%	193	178
Sanders USD	Apache	1	\$200	\$200	\$1,000	-80.0%	\$200	\$0	100.0%	193	181
Whiteriver USD	Navajo		\$0	\$0	\$0	0.0%	\$0	\$0	0.0%	195	193
Pinon USD	Navajo		\$0	\$0	\$0	0.0%	\$0	\$0	0.0%	195	193
Picacho ESD	Pinal		\$0	\$0	\$1,800	-100.0%	\$0	\$1,702	0.0%	195	171
Fowler ESD	Maricopa		\$0	\$0	\$0	0.0%	\$0	\$0	0.0%	195	193
Naco ESD	Cochise		\$0	\$0	\$845	-100.0%	\$0	\$0	0.0%	195	184
Tonto Basin ESD	Gila		\$0	\$0	\$843	-100.0%	\$0	\$0	0.0%	195	185
Sacaton ESD	Pinal		\$0	\$0	\$4,300	-100.0%	\$0	\$0	0.0%	195	143
Fredonia-Mocassin USD	Coconino		\$0	\$0	\$0	0.0%	\$0	\$0	0.0%	195	193
Owens ESD	Mohave		\$0	\$0	\$0	0.0%	\$0	\$0	0.0%	195	193
Red Mesa USD	Apache		\$0	\$0	\$1,900	-100.0%	\$0	\$1,900	0.0%	195	165
Western Arizona Vocational Education	Mohave		\$0	\$0	\$966	-100.0%	\$0	\$5,369	0.0%	195	182
Cedar USD	Navajo		\$0	\$0	\$0	0.0%	\$0	\$0	0.0%	195	193
Kayenta USD	Navajo		\$0	\$0	\$0	0.0%	\$0	\$0	0.0%	195	193
Maricopa County Regional District	Maricopa		\$0	\$0	\$0	0.0%	\$0	\$0	0.0%	195	193
Baboquivari USD	Pima		\$0	\$0	\$25,205	-100.0%	\$0	\$5,787	0.0%	195	87
Eagle ESD	Greenlee	0	\$0	\$0	\$0	0.0%	\$0	\$0	0.0%	195	193

**APPENDIX I**  
**2022 PUBLIC SCHOOL REPORT**  
**BY SCHOOL DISTRICT**

District Name	County	Number of Donors	Average per Donors	2022 Dollars Recieved	2021 Dollars Recieved	% Change	2022 Dollars Spent	2021 Dollars Spent	% of \$ Spent	2022 Rank	2021 Rank
Mobile ESD	Maricopa		\$0		\$800	-100.0%		\$704	0.0%	195	186
Bowie USD	Cochise		\$0			0.0%			0.0%	195	193
Window Rock USD	Apache		\$0			0.0%			0.0%	195	193
Coconino Association for Vocation Industry and Technology	Coconino	0	\$0	\$0	\$0	0.0%	\$0	\$0	0.0%	195	193
Young ESD	Gila		\$0		\$4,967	-100.0%		\$0	0.0%	195	139
Colorado City USD	Mohave		\$0			0.0%			0.0%	195	193
Mary C. O'Brien Accommodation District	Pinal		\$0		\$2,800	-100.0%		\$2,676	0.0%	195	156
Yucca ESD	Mohave		\$0			0.0%			0.0%	195	193
East Valley Institute of Technology	Maricopa	0	\$0			0.0%			0.0%	195	193
Fountain Hills USD	Maricopa		\$0			0.0%			0.0%	195	193
Quartzsite ESD	La Paz	0	\$0			0.0%			0.0%	195	193
Mountain Insitute Joint Technical Education District	Yavapai		\$0			0.0%			0.0%	195	193
Aguila ESD	Maricopa		\$0		\$5,100	-100.0%		\$3,317	0.0%	195	137
Oracle ESD	Pinal		\$0			0.0%			0.0%	195	193
Gila County Regional District	Gila	0	\$0	\$0		0.0%	\$0		0.0%	195	193
McNary ESD	Apache		\$0			0.0%			0.0%	195	193
Peach Springs USD	Mohave		\$0			0.0%			0.0%	195	193

Note: Districts with no county listed have facilities in multiple counties.



**APPENDIX II**  
**2022 PUBLIC SCHOOL REPORT**  
**BY CHARTER HOLDER**

Charter Holder	County	Sum of	Average Per	2022 Dollars			2021 Dollars			2022 Rank	2021 Rank
		Donors	Donor	Received	Received	% Change	Spent	Spent	% of \$ Spent		
Academy of Mathematics and Science South		164	\$3,191	\$523,303	\$334,047	56.7%	\$482,160	\$326,752	92.1%	1	1
Paragon Management		1,834	\$280	\$514,002	\$258,970	98.5%	\$972,755	\$668,192	189.3%	2	2
American Leadership Academy		714	\$280	\$200,043	\$225,356	-11.2%	\$196,484	\$99,647	98.2%	3	4
Leman Academy of Excellence Inc		597	\$321	\$191,633	\$210,085	-8.8%	\$120,018	\$4,296	62.6%	4	5
Archway Classical Academy Scottsdale		518	\$359	\$186,023	\$189,511	-1.8%	\$186,023	\$189,511	100.0%	5	6
Horizon Community Learning Center Secondary	Maricopa	628	\$292	\$183,544	\$181,856	0.9%	\$274,907	\$223,449	149.8%	6	7
Hermosa Montessori Charter School	Pima	171	\$955	\$163,249	\$152,237	7.2%	\$143,242	\$104,072	87.7%	7	11
Arizona School For The Arts	Maricopa	442	\$329	\$145,471	\$175,642	-17.2%	\$145,471	\$175,642	100.0%	8	8
Glendale Preparatory Academy	Maricopa	362	\$376	\$136,232	\$121,140	12.5%	\$136,232	\$121,140	100.0%	9	13
Heritage Academy	Maricopa	581	\$231	\$134,300	\$107,833	24.5%	\$134,300	\$107,833	100.0%	10	19
Scottsdale Preparatory Academy	Maricopa	390	\$344	\$133,968	\$154,993	-13.6%	\$133,968	\$154,993	100.0%	11	10
Eduprize Schools, LLC		836	\$160	\$133,458	\$75,245	77.4%	\$550,910	\$326,411	412.8%	12	31
Chandler Preparatory Academy	Maricopa	393	\$335	\$131,715	\$160,349	-17.9%	\$131,715	\$160,349	100.0%	13	9
Benjamin Franklin Charter School	Maricopa	450	\$292	\$131,515	\$95,136	38.2%	\$224,094	\$32,418	170.4%	14	23
Keystone Montessori Charter School	Maricopa	147	\$893	\$131,287	\$226,649	-42.1%	\$131,287	\$226,649	100.0%	15	3
Veritas Preparatory Academy	Maricopa	356	\$351	\$124,929	\$133,537	-6.4%	\$124,929	\$133,537	100.0%	16	12
Anthem Preparatory Academy	Maricopa	354	\$351	\$124,217	\$115,483	7.6%	\$124,217	\$115,483	100.0%	17	15
Villa Montessori Charter School	Maricopa	329	\$345	\$113,411	\$102,200	11.0%	\$113,411	\$102,200	100.0%	18	20
Trivium Preparatory Academy	Maricopa	324	\$347	\$112,385	\$100,398	11.9%	\$112,385	\$100,398	100.0%	19	21
Archway Classical Academy Veritas	Maricopa	287	\$367	\$105,242	\$114,589	-8.2%	\$105,242	\$114,589	100.0%	20	16
Archway Classical Academy North Phoenix	Maricopa	299	\$351	\$104,874	\$116,492	-10.0%	\$10,874	\$116,492	10.4%	21	14
Khalsa Family Services	Pima	215	\$446	\$95,953	\$85,056	12.8%	\$95,953	\$123,354	100.0%	22	27
Tempe Preparatory Academy	Maricopa	284	\$336	\$95,565	\$108,848	-12.2%	\$95,565	\$108,848	100.0%	23	18
Horizon Community Learning Center Elementary	Maricopa	525	\$180	\$94,696		100.0%	\$151,120		159.6%	24	305
Desert Heights Charter Schools	Maricopa	1,010	\$93	\$94,210	\$15,582	504.6%	\$94,210	\$15,582	100.0%	25	109
Arete Preparatory Academy	Maricopa	266	\$347	\$92,308	\$79,191	16.6%	\$92,308	\$79,191	100.0%	26	29
Archway Classical Academy Glendale	Maricopa	239	\$380	\$90,897	\$100,227	-9.3%	\$90,897	\$100,227	100.0%	27	22
Northland Preparatory Academy	Coconino	303	\$297	\$90,043	\$75,944	18.6%	\$90,043	\$75,944	100.0%	28	30
Basis School - Chandler	Maricopa	217	\$401	\$86,972	\$66,513	30.8%	\$54,106	\$289,168	62.2%	29	35
Odyssey Preparatory Academy, The	Maricopa	271	\$311	\$84,234	\$46,215	82.3%	\$84,234	\$42,526	100.0%	30	52
Archway Classical Academy Lincoln	Maricopa	241	\$345	\$83,108	\$86,190	-3.6%	\$83,108	\$86,190	100.0%	31	25
Cicero Preparatory Academy	Maricopa	249	\$324	\$80,636	\$85,113	-5.3%	\$80,636	\$85,113	100.0%	32	26
Archway Classical Academy Chandler	Maricopa	229	\$351	\$80,486	\$91,202	-11.7%	\$80,486	\$91,202	100.0%	33	24
Archway Classical Academy Cicero	Maricopa	233	\$341	\$79,399	\$79,350	0.1%	\$79,399	\$79,350	100.0%	34	28
Academy of Mathematics and Science	Pima	26	\$2,966	\$77,109	\$61,337	25.7%	\$58,031	\$43,240	75.3%	35	38
North Phoenix Preparatory Academy	Maricopa	211	\$349	\$73,703	\$60,856	21.1%	\$73,703	\$60,856	100.0%	36	40
Archway Classical Academy Trivium West	Maricopa	205	\$353	\$72,447	\$51,025	42.0%	\$72,447	\$51,025	100.0%	37	48
Arizona Agribusiness & Equine Center, Inc.	Maricopa	227	\$287	\$65,245	\$44,887	45.4%	\$84,012	\$54,796	128.8%	38	53
Lincoln Preparatory Academy	Maricopa	198	\$323	\$63,899	\$67,021	-4.7%	\$63,899	\$67,018	100.0%	39	34
Kingman Academy of Learning	Mohave	197	\$321	\$63,167	\$54,239	16.5%	\$199,923	\$89,850	316.5%	40	45
Archway Classical Academy Arete	Maricopa	186	\$334	\$62,061	\$61,800	0.4%	\$62,061	\$61,800	100.0%	41	37
Heritage Academy Queen Creek	Maricopa	311	\$196	\$60,820	\$69,562	-12.6%	\$60,820	\$69,562	100.0%	42	32
Maryvale Preparatory Academy	Maricopa	220	\$268	\$59,037	\$53,077	11.2%	\$59,037	\$53,077	100.0%	43	46
Basis School - Scottsdale	Maricopa	139	\$413	\$57,343	\$56,724	1.1%	\$105,832	\$117,264	184.6%	44	43
Allen-Cochran Enterprises, Inc.	Maricopa	198	\$284	\$56,177	\$46,762	20.1%	\$64,715	\$38,889	115.2%	45	51
Basis School - Prescott	Yavapai	133	\$417	\$55,469	\$41,779	32.8%	\$63,102	\$113,458	113.8%	46	56
Tucson Country Day School	Pima	247	\$206	\$51,004	\$21,711	134.9%	\$56,050	\$21,711	109.9%	47	83
Basis School - Tucson Primary	Pima	143	\$352	\$50,312	\$69,395	-27.5%	\$61,867	\$297,442	123.0%	48	33
Academy of Math and Science, Inc.	Maricopa	24	\$2,024	\$48,564	\$49,135	-1.2%	\$48,564	\$48,835	100.0%	49	50

**APPENDIX II**  
**2022 PUBLIC SCHOOL REPORT**  
**BY CHARTER HOLDER**

Charter Holder	County	Sum of	Average Per	2022 Dollars			2021 Dollars			2022 Rank	2021 Rank
		Donors	Donor	Received	Received	% Change	Spent	Spent	% of \$ Spent		
Flagstaff Junior Academy	Coconino	150	\$319	\$47,803	\$44,560	7.3%	\$19,233	\$17,233	40.2%	50	54
Basis School - Phoenix	Maricopa	139	\$340	\$47,232	\$57,935	-18.5%	\$74,792	\$56,146	158.4%	51	42
City Center for Collaborative Learning	Pima	178	\$262	\$46,560	\$58,025	-19.8%	\$51,885	\$58,025	111.4%	52	41
Basis School - Oro Valley	Pima	134	\$342	\$45,867	\$36,459	25.8%	\$16,134	\$9,956	35.2%	53	63
Edkey - Pathfinder Academy		181	\$251	\$45,349	\$37,340	21.4%	\$16,493	\$27,187	36.4%	54	60
Archway Classical Academy Trivium	Maricopa	147	\$297	\$43,726	\$42,665	2.5%	\$43,726	\$42,665	100.0%	55	55
Legacy Traditional School - Northwest Tucson	Pima	140	\$310	\$43,350	\$40,848	6.1%	\$43,350	\$40,848	100.0%	56	58
Math and Science Success Academy	Pima	29	\$1,487	\$43,132	\$34,348	25.6%	\$36,128	\$27,342	83.8%	57	64
Noah Webster Basic School-Mesa	Maricopa	191	\$225	\$43,021	\$23,972	79.5%	\$43,021	\$23,972	100.0%	58	76
Choice Academies	Maricopa	203	\$209	\$42,333	\$25,837	63.8%	\$57,497	\$33,860	135.8%	59	75
Montessori Education Centre Charter School	Maricopa	115	\$361	\$41,550	\$33,287	24.8%	\$36,107	\$35,444	86.9%	60	66
Basis School - Peoria	Maricopa	131	\$317	\$41,469	\$54,643	-24.1%	\$71,777	\$60,041	173.1%	61	44
Skyview School, Inc.	Yavapai	100	\$407	\$40,697	\$16,067	153.3%	\$26,183	\$23,629	64.3%	62	106
Leading Edge Academy	Maricopa	114	\$357	\$40,687	\$37,187	9.4%	\$40,687	\$37,187	100.0%	63	61
Khalsa Montessori Elementary Schools	Maricopa	173	\$235	\$40,625	\$51,947	-21.8%	\$36,845	\$119,577	90.7%	64	47
Arizona Autism Charter School, Inc.	Maricopa	120	\$334	\$40,119	\$60,934	-34.2%	\$21,508	\$51,489	53.6%	65	39
James Madison Preparatory School	Maricopa	127	\$310	\$39,325	\$38,180	3.0%	\$39,325	\$38,180	100.0%	66	59
Mountain School, Inc.	Coconino	157	\$238	\$37,400	\$29,175	28.2%	\$37,400	\$29,175	100.0%	67	69
Arizona Montessori Charter School at Anthem	Maricopa	122	\$294	\$35,825	\$21,550	66.2%	\$3,414	\$6,346	9.5%	68	84
Basis School - Goodyear	Maricopa	72	\$491	\$35,377	\$14,300	147.4%	\$26,547	\$8,412	75.0%	69	117
Basis School - Ahwatukee	Maricopa	91	\$386	\$35,083	\$23,491	49.3%	\$69,162	\$46,492	197.1%	70	78
Academy of Tucson, Inc.	Pima	173	\$192	\$33,275	\$23,020	44.5%	\$33,275	\$23,020	100.0%	71	80
Basis School - Flagstaff	Coconino	91	\$361	\$32,858	\$36,762	-10.6%	\$48,775	\$121,286	148.4%	72	62
Sage Academy	Maricopa	137	\$238	\$32,619	\$33,698	-3.2%	\$1,908	\$1,169	5.8%	73	65
Florence Crittenton Services of Arizona	Maricopa	50	\$636	\$31,800	\$64,833	-51.0%	\$31,800	\$64,833	100.0%	74	36
Basis School - Scottsdale Primary - West Campus	Maricopa	69	\$436	\$30,083	\$14,439	108.3%	\$36,999	\$180,054	123.0%	75	115
Basis School - Tucson North	Pima	89	\$337	\$29,977	\$32,689	-8.3%	\$47,983	\$22,482	160.1%	76	67
Basis School - Oro Valley Primary	Pima	78	\$356	\$27,801	\$25,943	7.2%	\$31,592	\$170,751	113.6%	77	74
Scottsdale Country Day School	Maricopa	71	\$385	\$27,331	\$28,100	-2.7%	\$25,042	\$4,747	91.6%	78	70
Basis School - Chandler Primary South Campus	Maricopa	72	\$379	\$27,277	\$15,071	81.0%	\$195,444	\$172,565	716.5%	79	111
Basis School - Chandler Primary North Campus	Maricopa	72	\$379	\$27,277	\$15,154	80.0%	\$68,183	\$236,079	250.0%	79	110
Mary Ellen Halvorson Education Foundation - Tri-City College Prep High School	Yavapai	81	\$333	\$26,966	\$17,517	53.9%	\$19,009	\$13,068	70.5%	81	102
Basis School - Peoria Primary	Maricopa	76	\$347	\$26,359	\$4,819	447.0%	\$42,160	\$208,327	159.9%	82	173
Imagine Middle at East Mesa	Maricopa	135	\$195	\$26,340	\$23,085	14.1%	\$28,892	\$28,395	109.7%	83	79
Ridgeline Academy, A Challenge Foundation Academy	Maricopa	80	\$329	\$26,290		100.0%	\$26,290		100.0%	84	305
Daisy Education - Sonoran Science Academy		98	\$262	\$25,683	\$30,626	-16.1%	\$25,683	\$30,626	100.0%	85	68
Noah Webster Basic School-Pima	Maricopa	97	\$253	\$24,520	\$20,465	19.8%	\$24,520	\$20,465	100.0%	86	91
University Public Schools - ASU Prep Academy - Polytechnic	Maricopa	130	\$187	\$24,329	\$41,419	-41.3%	\$29,564	\$1,190	121.5%	87	57
Basis Charter Schools	Maricopa	67	\$362	\$24,249	\$21,406	13.3%	\$40,749	\$224,553	168.0%	88	85
Basis School - Scottsdale Primary	Maricopa	72	\$336	\$24,204	\$27,893	-13.2%	\$74,725	\$282,470	308.7%	89	71
Basis School - Mesa	Maricopa	67	\$359	\$24,038	\$21,206	13.4%	\$35,824	\$133,074	149.0%	90	86
Legacy Traditional Charter School - Chandler	Maricopa	72	\$324	\$23,341	\$19,813	17.8%	\$23,341	\$19,813	100.0%	91	92
Daisy Education - Sonoran Science Academy, Tucson	Pima	84	\$266	\$22,379	\$22,393	-0.1%	\$22,379	\$22,393	100.0%	92	82
Reid Traditional Schools' Valley Academy	Maricopa	57	\$380	\$21,655	\$19,429	11.5%	\$27,822	\$20,179	128.5%	93	95
Heritage Academy Maricopa	Maricopa	90	\$236	\$21,268	\$5,144	313.5%	\$21,268	\$5,144	100.0%	94	167
Challenger Basic School, Inc.	Maricopa	78	\$268	\$20,919	\$10,561	98.1%	\$19,789	\$940	94.6%	95	131
Edison Project	Maricopa	159	\$127	\$20,185	\$20,853	-3.2%	\$21,384	\$11,098	105.9%	96	89
Valley of the Sun Waldorf Education Association-Desert Marigold School	Maricopa	71	\$282	\$20,022	\$16,437	21.8%	\$14,772	\$23,526	73.8%	97	104
Franklin Phonetic Primary School, Inc.		39	\$489	\$19,062	\$13,223	44.2%	\$25,842	\$13,223	135.6%	98	122
Haven Montessori Children's House	Coconino	48	\$388	\$18,647	\$18,824	-0.9%	\$17,000	\$17,000	91.2%	99	98
University Public Schools - ASU Prep Academy - Phoenix		81	\$228	\$18,502	\$20,746	-10.8%	\$14,438	\$0	78.0%	100	90

**APPENDIX II**  
**2022 PUBLIC SCHOOL REPORT**  
**BY CHARTER HOLDER**

Charter Holder	County	Sum of	Average Per	2022 Dollars			2021 Dollars			2022 Rank	2021 Rank
		Donors	Donor	Received	Received	% Change	Spent	Spent	% of \$ Spent		
Mesa Arts Academy	Maricopa	51	\$353	\$17,994	\$13,378	34.5%	\$11,133	\$13,378	61.9%	101	120
Challenge School, Inc.	Maricopa	105	\$169	\$17,775	\$27,225	-34.7%	\$17,775	\$27,225	100.0%	102	73
Montessori Schoolhouse of Tucson, Inc.	Pima	60	\$285	\$17,100	\$19,350	-11.6%	\$21,747	\$11,150	127.2%	103	97
Academy Del Sol, Inc	Pima	42	\$407	\$17,100	\$400	4175.0%	\$17,100	\$400	100.0%	103	279
Candeo Schools	Maricopa	52	\$327	\$17,028	\$108,900	-84.4%	\$17,028	\$108,900	100.0%	105	17
Success School	Maricopa	76	\$217	\$16,471	\$18,610	-11.5%	\$16,471	\$18,610	100.0%	106	99
Imagine Preparatory Surprise	Maricopa	74	\$222	\$16,452	\$10,892	51.0%	\$16,452	\$10,892	100.0%	107	129
Legacy Traditional School - Gilbert	Maricopa	47	\$322	\$15,112	\$18,562	-18.6%	\$15,112	\$18,562	100.0%	108	100
Basis School - Phoenix Central	Maricopa	46	\$324	\$14,911	\$14,624	2.0%	\$29,996	\$154,316	201.2%	109	112
Masada Charter School	Mohave	56	\$252	\$14,097	\$27,788	-49.3%	\$14,823	\$11,717	105.2%	110	72
Heritage Academy Laveen	Maricopa	53	\$258	\$13,655	\$15,856	-13.9%	\$13,655	\$15,856	100.0%	111	108
Leading Edge Academy Queen Creek	Maricopa	1,219	\$11	\$13,057	\$10,852	20.3%	\$13,057	\$10,852	100.0%	112	130
Legacy Traditional School - Surprise	Maricopa	42	\$310	\$13,014	\$19,404	-32.9%	\$13,014	\$19,404	100.0%	113	96
Ball Charter Schools - Val Vista	Maricopa	56	\$232	\$13,013	\$18,140	-28.3%	\$13,013	\$18,140	100.0%	114	101
Flagstaff Montessori, LLC	Coconino	35	\$347	\$12,150	\$14,488	-16.1%	\$4,408	\$4,632	36.3%	115	114
Presidio School - Tucson	Pima	37	\$320	\$11,849	\$8,933	32.6%	\$6,407	\$1,093	54.1%	116	141
Santa Cruz Valley Opportunities in Education	Santa Cruz	32	\$369	\$11,801	\$19,545	-39.6%	\$4,102	\$0	34.8%	117	94
Vista College Preparatory, Inc.	Maricopa	34	\$344	\$11,700	\$23,700	-50.6%	\$11,700	\$23,700	100.0%	118	77
American Heritage Academy	Yavapai	26	\$445	\$11,573	\$3,000	285.8%	\$3,457	\$526	29.9%	119	200
Nosotros Academy	Pima	37	\$312	\$11,550	\$9,382	23.1%	\$11,550	\$9,382	100.0%	120	138
Legacy Traditional Charter School - Peoria	Maricopa	36	\$315	\$11,344	\$11,076	2.4%	\$11,344	\$11,076	100.0%	121	127
Bright Beginnings School	Maricopa	32	\$350	\$11,200	\$21,000	-46.7%	\$17,474	\$6,015	156.0%	122	87
Pointe Educational Services	Maricopa	55	\$200	\$10,990	\$13,400	-18.0%	\$10,990	\$13,400	100.0%	123	119
Pine Forest Education Association	Coconino	27	\$389	\$10,510	\$11,000	-4.5%	\$15,585	\$2,215	148.3%	124	128
Legacy Traditional School - Glendale	Maricopa	35	\$297	\$10,401	\$14,600	-28.8%	\$10,401	\$14,600	100.0%	125	113
La Tierra Community School	Yavapai	36	\$286	\$10,295	\$7,800	32.0%	\$2,322	\$5,263	22.6%	126	149
Freedom Academy, Inc	Maricopa	31	\$331	\$10,256	\$12,088	-15.2%	\$10,256	\$0	100.0%	127	124
Satori, Inc.	Pima	31	\$329	\$10,210	\$14,063	-27.4%	\$22,394	\$27,268	219.3%	128	118
Casa Academy	Maricopa	24	\$419	\$10,050	\$2,200	356.8%	\$10,050	\$2,200	100.0%	129	219
Blue Adobe Project	Pima	36	\$276	\$9,925	\$12,676	-21.7%	\$6,718	\$1,000	67.7%	130	123
Edkey - Sequoia Ranch School	Maricopa	30	\$328	\$9,850	\$11,240	-12.4%	\$5,950	\$0	60.4%	131	126
Happy Valley School, Inc	Maricopa	28	\$344	\$9,633	\$5,600	72.0%	\$9,633	\$5,600	100.0%	132	164
Legacy Traditional School - Avondale	Maricopa	36	\$267	\$9,599	\$9,550	0.5%	\$9,599	\$9,550	100.0%	133	137
Ball Charter Schools - Dobson	Maricopa	43	\$215	\$9,255	\$16,300	-43.2%	\$9,255	\$16,300	100.0%	134	105
The French American Academy of Arizona	Maricopa	24	\$384	\$9,215	\$3,500	163.3%	\$17,100	\$0	185.6%	135	192
Reid Traditional Schools' Painted Rock Academy	Maricopa	34	\$265	\$9,011	\$8,808	2.3%	\$14,844	\$9,259	164.7%	136	144
Metropolitan Arts Institute	Maricopa	34	\$264	\$8,975	\$9,711	-7.6%	\$31,977	\$4,329	356.3%	137	136
Imagine Middle at Surprise	Maricopa	48	\$186	\$8,927	\$3,885	129.8%	\$8,927	\$3,885	100.0%	138	184
Legacy Traditional School - East Mesa	Maricopa	31	\$286	\$8,855	\$7,612	16.3%	\$8,855	\$7,612	100.0%	139	152
Stepping Stones Academy	Maricopa	25	\$348	\$8,710	\$8,570	1.6%	\$8,710	\$8,570	100.0%	140	145
Empower College Prep	Maricopa	24	\$356	\$8,540	\$17,061	-49.9%	\$8,540	\$17,061	100.0%	141	103
Country Gardens Charter Schools	Maricopa	33	\$257	\$8,475	\$1,500	465.0%	\$8,475	\$1,500	100.0%	142	227
Basis School - Phoenix South	Maricopa	26	\$324	\$8,436	\$8,293	1.7%	\$30,292	\$151,506	359.1%	143	147
Self Development Charter School	Maricopa	32	\$262	\$8,373	\$8,373	100.0%	\$8,373	\$8,373	100.0%	144	305
Edge School, The	Pima	34	\$245	\$8,331	\$6,700	24.3%	\$12,409	\$20,901	148.9%	145	156
Legacy Traditional School - West Surprise	Maricopa	27	\$301	\$8,128	\$9,060	-10.3%	\$8,128	\$9,060	100.0%	146	139
Highland Free School	Pima	30	\$263	\$7,900	\$3,200	146.9%	\$3,250	\$3,200	41.1%	147	196
Desert Star Community School	Yavapai	28	\$279	\$7,820	\$15,865	-50.7%	\$7,820	\$3,924	100.0%	148	107
Compass Points International	Yavapai	26	\$296	\$7,690	\$6,350	21.1%	\$7,690	\$7,930	100.0%	149	159
Kaizen Education Foundation - Gilbert Arts Public Charter Academy	Maricopa	34	\$224	\$7,624	\$2,631	189.8%	\$5,217	\$2,530	68.4%	150	205
Daisy Education - Sonoran Science Academy, Peoria	Maricopa	22	\$344	\$7,574	\$2,700	180.5%	\$7,574	\$2,700	100.0%	151	204

**APPENDIX II**  
**2022 PUBLIC SCHOOL REPORT**  
**BY CHARTER HOLDER**

Charter Holder	County	Sum of	Average Per	2022 Dollars			2021 Dollars			2022 Rank	2021 Rank
		Donors	Donor	Received	Received	% Change	Spent	Spent	% of \$ Spent		
Desert Sky Community School	Pima	24	\$282	\$6,769	\$10,003	-32.3%	\$6,769	\$22,601	100.0%	152	134
Legacy Traditional Charter School - Queen Creek	Maricopa	23	\$294	\$6,759	\$10,355	-34.7%	\$6,759	\$10,355	100.0%	153	133
Great Expectations Academy	Pima	20	\$338	\$6,750	\$4,377	54.2%	\$6,750	\$5,977	100.0%	154	177
Montessori Day Public Schools Chartered	Maricopa	41	\$162	\$6,631		100.0%	\$6,631		100.0%	155	305
PORTABLE PRACTICAL EDUCATIONAL PREPARATION and INC. (PPEP and INC.)		35	\$186	\$6,502	\$7,966	-18.4%	\$1,901	\$50	29.2%	156	148
Acorn Montessori Charter School	Yavapai	22	\$292	\$6,420	\$4,700	36.6%	\$6,420	\$4,700	100.0%	157	175
American Leadership Academy South	Maricopa	17	\$376	\$6,400	\$7,663	-16.5%	\$0	\$3,430	0.0%	158	151
Crown Charter School, Inc.	Maricopa	31	\$202	\$6,250	\$7,750	-19.4%	\$6,250	\$7,750	100.0%	159	150
East Mesa Charter Elementary School	Maricopa	135	\$45	\$6,125	\$5,100	20.1%	\$0	\$0	0.0%	160	168
Telesis Center for Learning	Mohave	24	\$254	\$6,100	\$7,591	-19.6%	\$6,100	\$7,591	100.0%	161	153
Kaizen Education Foundation - Mission Heights Preparatory High School	Pinal	18	\$332	\$5,975	\$6,875	-13.1%	\$3,050	\$264	51.0%	162	154
Legacy Traditional Charter School - N Chandler	Maricopa	26	\$224	\$5,830	\$8,883	-34.4%	\$5,830	\$8,883	100.0%	163	143
Cochise Community Development Corporation	Cochise	18	\$324	\$5,827	\$8,350	-30.2%	\$5,827	\$8,350	100.0%	164	146
Arizona Language Preparatory	Maricopa	20	\$290	\$5,800	\$3,200	81.3%	\$37	\$12,075	0.6%	165	196
The Grande Innovation Academy	Pinal	17	\$335	\$5,700	\$8,900	-36.0%	\$5,700	\$8,900	100.0%	166	142
Kaizen Education Foundation - Liberty Arts Academy	Maricopa	27	\$210	\$5,680	\$3,635	56.3%	\$18,367	\$5,361	323.4%	167	187
Legacy Traditional School - Phoenix	Maricopa	22	\$258	\$5,672	\$5,091	11.4%	\$5,672	\$5,091	100.0%	168	169
Ball Charter Schools - Hearn	Maricopa	21	\$265	\$5,575	\$6,120	-8.9%	\$5,575	\$6,120	100.0%	169	161
American Leadership Academy North	Maricopa	17	\$323	\$5,489	\$20,873	-73.7%	\$0	\$10,911	0.0%	170	88
Legacy Traditional Charter School - Casa Grande	Pinal	15	\$360	\$5,400	\$5,875	-8.1%	\$5,400	\$5,875	100.0%	171	163
Kaizen Education Foundation - Havasu Preparatory Academy	Mohave	19	\$284	\$5,387	\$5,507	-2.2%	\$0	\$0	0.0%	172	166
Concordia Charter School, Inc.	Maricopa	15	\$347	\$5,200	\$6,500	-20.0%	\$5,200	\$6,500	100.0%	173	158
Mingus Springs Charter School	Yavapai	14	\$347	\$4,860	\$3,955	22.9%	\$17,172	\$4,466	353.3%	174	182
Imagine Preparatory Superstition	Maricopa	18	\$269	\$4,845	\$3,675	31.8%	\$4,845	\$3,675	100.0%	175	186
Blueprint Education	Maricopa	13	\$354	\$4,600	\$4,840	-5.0%	\$4,600	\$4,840	100.0%	176	172
Legacy Traditional Charter School - Maricopa	Pinal	18	\$252	\$4,536	\$6,542	-30.7%	\$4,536	\$6,542	100.0%	177	157
CPLC Community Schools-Toltecali High School	Pima	11	\$389	\$4,280	\$50	8460.0%	\$4,280	\$50	100.0%	178	303
Discovery Plus Academy	Graham	8	\$532	\$4,254	\$3,630	17.2%	\$1,565	\$932	36.8%	179	188
Legacy Traditional School - Mesa	Maricopa	11	\$382	\$4,200	\$1,430	193.7%	\$4,200	\$1,430	100.0%	180	231
Cambridge Academy East, Inc	Maricopa	16	\$263	\$4,200	\$5,951	-29.4%	\$4,200	\$4,476	100.0%	180	162
Accelerated Elementary and Secondary Schools	Pima	12	\$346	\$4,150	\$5,007	-17.1%	\$4,150	\$5,007	100.0%	182	171
Carden of Tucson	Pima	13	\$315	\$4,100	\$10,433	-60.7%	\$4,100	\$10,433	100.0%	183	132
Academy with Community Partners Inc	Maricopa	13	\$313	\$4,068	\$300	1256.0%	\$4,068	\$2,000	100.0%	184	292
Academy of Building Industries	Mohave	15	\$265	\$3,982	\$2,000	99.1%	\$3,982	\$2,000	100.0%	185	220
Vector School District - Vector Prep and Arts Academy	Maricopa	17	\$221	\$3,754	\$1,200	212.8%	\$3,754	\$1,200	100.0%	186	238
Painted Desert Demonstration Projects, Inc.	Coconino	17	\$221	\$3,750	\$3,200	17.2%	\$3,750	\$3,200	100.0%	187	196
Aprender Tucson	Pima	15	\$233	\$3,500	\$3,200	9.4%	\$3,500	\$3,200	100.0%	188	196
Highland Prep	Maricopa	12	\$283	\$3,400	\$3,800	-10.5%	\$3,400	\$3,800	100.0%	189	185
Juniper Tree Academy	Yuma	7	\$483	\$3,380	\$2,500	35.2%	\$563	\$945	16.7%	190	209
Liberty Leadership Academy	Yavapai	10	\$327	\$3,274	\$4,150	-21.1%	\$3,274	\$4,150	100.0%	191	179
Midtown Primary School	Maricopa	12	\$271	\$3,250	\$2,372	37.0%	\$1,298	\$2,372	39.9%	192	217
Tucson International Academy, Inc.	Pima	9	\$361	\$3,245	\$4,227	-23.2%	\$2,642	\$0	81.4%	193	178
Bell Canyon Charter School, Inc.	Maricopa	14	\$229	\$3,210		100.0%	\$3,210		100.0%	194	305
Legacy Traditional School - East Tucson	Pima	10	\$320	\$3,200	\$0	100.0%	\$3,200	\$0	100.0%	195	305
New World Educational Center	Maricopa	13	\$234	\$3,040	\$3,554	-14.5%	\$4,527	\$0	148.9%	196	190
Legacy Traditional Charter School - Laveen	Maricopa	8	\$375	\$3,000	\$3,000	0.0%	\$3,000	\$3,000	100.0%	197	200
Legacy Traditional Charter School - Deer Valley	Maricopa	10	\$300	\$3,000	\$1,200	150.0%	\$3,000	\$1,200	100.0%	197	238
EAGLE South Mountain Charter	Maricopa	8	\$375	\$3,000	\$225	1233.3%	\$3,000	\$225	100.0%	197	294
AZ Compass Schools	Maricopa	12	\$240	\$2,877	\$2,520	14.2%	\$2,877	\$2,520	100.0%	200	207
Center for Academic Success	Cochise	15	\$181	\$2,716	\$3,300	-17.7%	\$4,240	\$4,201	156.1%	201	195
New Learning Ventures INC	Maricopa	6	\$434	\$2,601	\$14,422	-82.0%	\$2,601	\$14,422	100.0%	202	116

**APPENDIX II**  
**2022 PUBLIC SCHOOL REPORT**  
**BY CHARTER HOLDER**

Charter Holder	County	Sum of	Average Per	2022 Dollars			2021 Dollars			2022 Rank	2021 Rank
		Donors	Donor	Received	Received	% Change	Spent	Spent	% of \$ Spent		
Mountain Oak Charter School, Inc.	Yavapai	7	\$371	\$2,600	\$4,701	-44.7%	\$2,098	\$15,405	80.7%	203	174
Skyline Gila River Schools	Maricopa	7	\$371	\$2,600	\$600	333.3%	\$2,600	\$600	100.0%	203	268
Edkey - Sequoia Choice Schools		7	\$361	\$2,525	\$5,040	-49.9%	\$0	\$2,674	0.0%	205	170
Leading Edge Academy Maricopa	Pinal	56	\$43	\$2,435	\$2,213	10.0%	\$2,435	\$2,213	100.0%	206	218
Institute for Transformative Education	Pima	11	\$220	\$2,420	\$2,458	-1.5%	\$1,839	\$0	76.0%	207	212
Basis School - Goodyear Primary	Maricopa	11	\$207	\$2,276	\$1,200	89.7%	\$42,632	\$152,198	1873.1%	208	238
PLC Charter Schools	Maricopa	8	\$277	\$2,215	\$1,487	49.0%	\$17,891	\$4,143	807.7%	209	230
Patagonia Montessori Elementary School	Santa Cruz	8	\$275	\$2,200	\$2,500	-12.0%	\$2,200	\$2,500	100.0%	210	209
Prescott Valley Charter School	Yavapai	6	\$367	\$2,200	\$2,515	-12.5%	\$2,200	\$2,515	100.0%	210	208
Edkey - Sequoia Charter School	Maricopa	6	\$367	\$2,200	\$4,000	-45.0%	\$0	\$526	0.0%	210	181
CPLC Community Schools-Hiaki High School	Pima	10	\$215	\$2,150	\$450	377.8%	\$2,150	\$450	100.0%	213	277
StrengthBuilding Partners	Pima	5	\$400	\$2,000	\$1,600	25.0%	\$2,659	\$1,600	133.0%	214	225
Edkey - Arizona Conservatory for Arts & Academics	Maricopa	5	\$400	\$2,000	\$9,005	-77.8%	\$0	\$1,081	0.0%	214	140
Calibre Academy	Maricopa	8	\$243	\$1,945	\$780	149.4%	\$1,945	\$780	100.0%	216	265
Kaizen Education Foundation - South Pointe Elementary School	Maricopa	7	\$276	\$1,930	\$0	100.0%	\$0	\$0	0.0%	217	305
Step Up Schools	Maricopa	11	\$173	\$1,900	\$800	137.5%	\$4,535	\$1,285	238.7%	218	258
A+Charter Schools	Pinal	7	\$266	\$1,860	\$4,100	-54.6%	\$1,860	\$4,042	100.0%	219	180
Ha:San Education Services	Pima	6	\$300	\$1,800	\$2,500	-28.0%	\$2,432	\$2,265	135.1%	220	209
American Charter Schools Foundation (Sun Valley High School)	Maricopa	5	\$360	\$1,800	\$1,760	2.3%	\$757	\$598	42.0%	220	224
Milestones Charter School	Maricopa	5	\$360	\$1,800	\$400	350.0%	\$1,800	\$400	100.0%	220	279
Mexicayotl Academy, Inc.		9	\$197	\$1,772	\$1,500	18.1%	\$13	\$0	0.7%	223	227
Happy Valley School East	Pinal	5	\$338	\$1,689	\$2,400	-29.6%	\$1,689	\$2,400	100.0%	224	213
American Charter Schools Foundation d.b.a Apache Trail High School	Maricopa	5	\$330	\$1,650	\$800	106.3%	\$0	\$0	0.0%	225	258
Camelback Education	Maricopa	4	\$400	\$1,600	\$1,600	0.0%	\$1,600	\$1,600	100.0%	226	225
AZ-Tec High School	Yuma	5	\$320	\$1,600		100.0%	\$1,600		100.0%	226	305
Skyline Schools, Inc.	Maricopa	6	\$267	\$1,600	\$1,050	52.4%	\$1,600	\$1,050	100.0%	226	251
Self Development Academy-Phoenix	Maricopa	10	\$151	\$1,507		100.0%	\$1,507		100.0%	229	305
Triumphant Learning Center	Graham	4	\$350	\$1,400	\$3,600	-61.1%	\$720	\$600	51.4%	230	189
Research Based Education - Paulden Community School	Maricopa	5	\$280	\$1,400	\$3,900	-64.1%	\$1,181	\$1,302	84.3%	230	183
PACE Preparatory Academy	Yavapai	4	\$350	\$1,400	\$600	133.3%	\$1,400	\$600	100.0%	230	268
Imagine Avondale Elementary	Maricopa	4	\$350	\$1,400	\$1,200	16.7%	\$1,400	\$1,200	100.0%	230	238
Morrison Education Group, Inc.	Maricopa	5	\$280	\$1,400	\$1,314	6.5%	\$1,400	\$1,314	100.0%	230	237
Edkey - Sequoia Pathway Academy	Maricopa	4	\$350	\$1,400	\$3,350	-58.2%	\$1,100	\$3,112	78.6%	230	194
Daisy Education - Sonoran Science Academy, Phoenix	Maricopa	5	\$275	\$1,375	\$3,520	-60.9%	\$1,375	\$3,520	100.0%	236	191
Kaizen Education Foundation	Maricopa	5	\$262	\$1,310	\$0	100.0%	\$800	\$0	61.1%	237	305
Edkey - Sequoia Village School	Navajo	6	\$208	\$1,250	\$600	108.3%	\$1,435	\$3,482	114.8%	238	268
West Gilbert Charter Elementary School	Maricopa	5	\$242	\$1,210	\$400	202.5%	\$1,210	\$400	100.0%	239	279
South Valley Academy, Inc.	Maricopa	4	\$300	\$1,200	\$1,102	8.9%	\$1,200	\$1,102	100.0%	240	248
American Charter Schools Foundation d.b.a South Ridge High School	Maricopa	3	\$400	\$1,200	\$1,200	0.0%	\$0	\$0	0.0%	240	238
Painted Pony Ranch Charter School	Yavapai	4	\$300	\$1,200	\$2,000	-40.0%	\$1,200	\$5,550	100.0%	240	220
Tucson Youth Development - ACE Charter High School	Pima	3	\$400	\$1,200	\$1,200	0.0%	\$2,400	\$0	200.0%	240	238
Edkey - Sequoia School for the Deaf and Hard of Hearing		3	\$400	\$1,200	\$800	50.0%	\$0	\$136	0.0%	240	258
Pima Prevention Partnership - Pima Partnership School	Pima	5	\$240	\$1,200		100.0%	\$1,200		100.0%	240	305
Pensar Academy	Maricopa	5	\$220	\$1,100	\$600	83.3%	\$1,100	\$600	100.0%	246	268
Science Technology Engineering and Math Arizona	Pima	4	\$263	\$1,050	\$2,400	-56.3%	\$7,510	\$0	715.3%	247	213
Kaizen Education Foundation - Skyview High School	Pima	3	\$350	\$1,050	\$0	100.0%	\$0	\$0	0.0%	247	305
South Phoenix Academy, Inc.	Maricopa	4	\$250	\$1,000	\$1,000	0.0%	\$1,000	\$1,000	100.0%	249	252
Acclaim Charter School	Maricopa	3	\$333	\$1,000	\$200	400.0%	\$450	\$0	45.0%	249	295
Kaizen Educaton Foundation - Discover U Elementary	Maricopa	3	\$322	\$965	\$550	75.5%	\$0	\$0	0.0%	251	274
Espiritu Community Development Corporation	Maricopa	4	\$228	\$910	\$9,921	-90.8%	\$910	\$9,921	100.0%	252	135
Harvest Power Community Development Group, Inc		3	\$293	\$880	\$1,130	-22.1%	\$880	\$1,130	100.0%	253	247

**APPENDIX II**  
**2022 PUBLIC SCHOOL REPORT**  
**BY CHARTER HOLDER**

Charter Holder	County	Sum of	Average Per	2022 Dollars			2021 Dollars			2022 Rank	2021 Rank
		Donors	Donor	Received	Received	% Change	Spent	Spent	% of \$ Spent		
American Charter Schools Foundation d.b.a Desert Hills High School	Maricopa	3	\$275	\$825	\$1,400	-41.1%	\$0	\$0	0.0%	254	232
Pathfinder Charter School Foundation	Maricopa	3	\$267	\$800	\$650	23.1%	\$800	\$0	100.0%	255	267
Imagine Desert West Middle	Maricopa	2	\$400	\$800	\$1,800	-55.6%	\$800	\$1,800	100.0%	255	222
Copper State Academy	Maricopa	3	\$267	\$800	\$200	300.0%	\$1,000	\$0	125.0%	255	295
American Basic Schools	Maricopa	2	\$400	\$800	\$800	0.0%	\$800	\$800	100.0%	255	258
Imagine Avondale Middle	Maricopa	2	\$400	\$800	\$0	100.0%	\$800	\$0	100.0%	255	305
Kaizen Education Foundation - El Dorado High School	Maricopa	3	\$267	\$800	\$1,000	-20.0%	\$0	\$0	0.0%	255	252
Glen Canyon Outdoor Academy	Coconino	2	\$400	\$800	\$0	100.0%	\$0	\$0	0.0%	255	305
American Charter Schools Foundation d.b.a Alta Vista High School	Pima	4	\$200	\$800	\$1,200	-33.3%	\$5,975	\$90	746.9%	255	238
Eastpointe High School	Pima	8	\$83	\$660	\$1,055	-37.4%	\$660	\$1,055	100.0%	263	250
New Horizon School for the Performing Arts	Maricopa	3	\$217	\$650	\$1,068	-39.1%	\$650	\$1,068	100.0%	264	249
Cholla Academy	Maricopa	2	\$325	\$650	\$0	100.0%	\$650	\$0	100.0%	264	305
Fit Kids - Champion Schools	Maricopa	3	\$208	\$625	\$3,495	-82.1%	\$625	\$3,495	100.0%	266	193
Gem Charter School	Maricopa	2	\$300	\$600	\$2,600	-76.9%	\$600	\$2,600	100.0%	267	206
Career Success Schools	Maricopa	2	\$300	\$600	\$999	-39.9%	\$1,731	\$244	288.5%	267	255
Cornerstone Charter School	Maricopa	2	\$300	\$600	\$1,400	-57.1%	\$819	\$0	136.5%	267	232
Phoenix School of Academic Excellence	Maricopa	8	\$71	\$570	\$410	39.0%	\$10,837	\$5,315	1901.3%	270	278
E-Institute Charter Schools	Maricopa	2	\$250	\$500	\$0	100.0%	\$500	\$0	100.0%	271	305
Kaizen Education Foundation - Vista Grove Preparatory Academy Elementary	Maricopa	1	\$500	\$500	\$100	400.0%	\$1,997	\$0	399.4%	271	301
Carpe Diem Collegiate High School	Yuma	1	\$400	\$400	\$0	100.0%	\$0	\$0	0.0%	273	305
Omega Alpha Academy	Cochise	1	\$400	\$400	\$0	100.0%	\$377	\$0	94.3%	273	305
EAGLE College Prep Harmony	Maricopa	1	\$400	\$400	\$400	0.0%	\$400	\$400	100.0%	273	279
Edkey - Redwood Academy	Maricopa	1	\$400	\$400	\$400	0.0%	\$3,255	\$100	813.6%	273	279
All Aboard Charter School	Maricopa	1	\$400	\$400	\$1,500	-73.3%	\$8,524	\$0	2131.0%	273	227
Salt River Pima-Maricopa Community Schools	Maricopa	1	\$400	\$400	\$400	0.0%	\$0	\$0	0.0%	273	279
Mountain Rose Academy, Inc.	Pima	1	\$400	\$400	\$0	100.0%	\$301	\$0	75.3%	273	305
Pan-American Elementary Charter	Maricopa	1	\$400	\$400	\$0	100.0%	\$400	\$0	100.0%	273	305
Legacy Education Group	Maricopa	1	\$400	\$400	\$400	0.0%	\$400	\$400	100.0%	273	279
Imagine Charter Elementary at Desert West	Maricopa	1	\$400	\$400	\$800	-50.0%	\$400	\$400	100.0%	273	258
Excalibur Charter School	Maricopa	1	\$400	\$400	\$1,350	-70.4%	\$400	\$1,350	100.0%	273	236
Incito Schools	Maricopa	1	\$400	\$400	\$0	100.0%	\$0	\$0	0.0%	273	305
Cobre Valley Institute of Technology		1	\$400	\$400	\$0	100.0%	\$4,906	\$0	1226.5%	273	305
American Charter Schools Foundation d.b.a Peoria Accelerated High School	Maricopa	2	\$123	\$245	\$56	337.5%	\$0	\$0	0.0%	286	302
EAGLE College Prep Maryvale, LLC	Maricopa	1	\$200	\$200	\$0	100.0%	\$200	\$0	100.0%	287	305
American Charter Schools Foundation d.b.a Estrella High School	Maricopa	1	\$200	\$200	\$0	100.0%	\$0	\$0	0.0%	287	305
American Charter Schools Foundation d.b.a South Pointe High School	Maricopa	1	\$200	\$200	\$0	100.0%	\$0	\$0	0.0%	287	305
SC Jensen Corporation - Intelli-School	Maricopa	1	\$200	\$200	\$0	100.0%	\$0	\$0	0.0%	287	305
Canyon Rose Academy	Pima	1	\$200	\$200	\$0	100.0%	\$200	\$0	100.0%	287	305
American Charter Schools Foundation d.b.a Crestview College Preparatory	Maricopa	1	\$200	\$200	\$1,400	-85.7%	\$0	\$0	0.0%	287	232
Premier Charter High School	Maricopa	1	\$200	\$200	\$200	0.0%	\$200	\$200	100.0%	287	295
Victory Collegiate Academy Corporation	Maricopa	1	\$200	\$200	\$1,800	-88.9%	\$200	\$1,800	100.0%	287	222
Desert Rose Academy	Pima	1	\$200	\$200	\$0	100.0%	\$200	\$0	100.0%	287	305
Desert Sage School	Pima	1	\$200	\$200	\$0	100.0%	\$0	\$0	0.0%	287	305
Pillar Charter School	Maricopa	1	\$110	\$110	\$115	-4.3%	\$0	\$0	0.0%	297	300
Southgate Academy	Pima	1	\$100	\$100	\$800	-87.5%	\$100	\$800	100.0%	298	258
Kaizen Education Foundation - Advance U	Maricopa	1	\$97	\$97	\$300	-67.7%	\$142	\$142	146.4%	299	292
Kaizen Education Foundation - Vista Grove Preparatory Academy Middle School	Maricopa	1	\$20	\$20	\$0	100.0%	\$370	\$0	1847.8%	300	305
New School for the Arts	Maricopa	44	\$0	\$15	\$13,250	-99.9%	\$14,600	\$13,250	97333.3%	301	121
Arizona Call-A-Teen Youth Resources	Maricopa		\$0	\$0	\$0	0.0%	\$0	\$0	0.0%	302	305
Imagine Camelback Middle	Maricopa		\$0	\$0	\$0	0.0%	\$0	\$0	0.0%	302	305
Young Scholar's Academy Charter School	Mohave		\$0	\$0	\$6,744	-100.0%	\$0	\$6,744	0.0%	302	155

**APPENDIX II**  
**2022 PUBLIC SCHOOL REPORT**  
**BY CHARTER HOLDER**

Charter Holder	County	Sum of	Average Per	2022 Dollars			2021 Dollars			2022 Rank	2021 Rank
		Donors	Donor	Received	Received	% Change	Spent	Spent	% of \$ Spent		
EduPreneurship	Maricopa	0	\$0		\$0	0.0%		\$0	0.0%	302	305
Yuma Private Industry Council	Yuma		\$0		\$0	0.0%		\$0	0.0%	302	305
Phoenix Collegiate Academy High LLC	Maricopa	0	\$0			0.0%			0.0%	302	305
PAS Charter School, Intelli-School	Maricopa	0	\$0	\$0	\$0	0.0%	\$0	\$0	0.0%	302	305
San Tan Montessori School	Maricopa		\$0			0.0%			0.0%	302	305
Imagine Preparatory Coolidge	Pinal	0	\$0	\$0	\$5,520	-100.0%	\$0	\$5,520	0.0%	302	165
Victory High School	Maricopa		\$0		\$400	-100.0%		\$0	0.0%	302	279
Mohave Accelerated Learning Center	Mohave		\$0		\$19,750	-100.0%		\$19,750	0.0%	302	93
James Sandoval Preparatory High School	Maricopa	0	\$0	\$0	\$0	0.0%	\$0	\$0	0.0%	302	305
Ethos Academy-A Challenge Foundation Academy	Maricopa		\$0			0.0%			0.0%	302	305
North Star Charter School Inc.	Maricopa	0	\$0	\$0	\$0	0.0%	\$0	\$0	0.0%	302	305
Accelerated Learning Center, Inc.	Maricopa		\$0			0.0%			0.0%	302	305
Twenty First Century Charter School - Bennett Academy	Maricopa		\$0		\$4,589	-100.0%		\$4,589	0.0%	302	176
AIBT Non-Profit Charter High School Phoenix	Maricopa	0	\$0	\$0	\$0	0.0%	\$0	\$0	0.0%	302	305
Little Lamb Community School	Maricopa		\$0		\$41	-100.0%		\$41,350	0.0%	302	304
AIBT Non-Profit Charter High School, Inc.	Maricopa	0	\$0	\$0	\$0	0.0%	\$0	\$0	0.0%	302	305
Maricopa Community College District - Gateway Early College HS	Maricopa		\$0			0.0%			0.0%	302	305
Imagine Superstition Middle	Maricopa	0	\$0	\$0	\$0	0.0%	\$0	\$0	0.0%	302	305
Legacy Traditional School - Goodyear	Maricopa	0	\$0	\$0	\$1,200	-100.0%	\$0	\$1,200	0.0%	302	238
Shonto Governing Board of Education	Navajo		\$0		\$356	-100.0%		\$40,413	0.0%	302	291
Maricopa Community College District - Phoenix College Preparatory Academy	Maricopa		\$0			0.0%			0.0%	302	305
Peak School, The	Coconino	0	\$0		\$1,200	-100.0%		\$753	0.0%	302	238
Rosefield Charter Elementary School	Maricopa		\$0			0.0%			0.0%	302	305
Akimel O'Otham Pee Posh Charter School	Pinal		\$0			0.0%			0.0%	302	305
Montessori Academy, Inc.	Maricopa		\$0			0.0%			0.0%	302	305
Flagstaff Arts and Leadership Academy	Coconino		\$0			0.0%			0.0%	302	305
Mohave Accelerated Elementary School	Mohave		\$0		\$1,400	-100.0%		\$1,400	0.0%	302	232
Farm at Mission Montessori Academy, The	Maricopa	0	\$0	\$0	\$0	0.0%	\$0	\$0	0.0%	302	305
Painted Desert Montessori, LLC	Maricopa		\$0			0.0%			0.0%	302	305
Southern Arizona Community Academy		0	\$0	\$0	\$0	0.0%	\$0	\$0	0.0%	302	305
Pima County	Pima	0	\$0	\$0	\$0	0.0%	\$0	\$0	0.0%	302	305
Employ-Ability Unlimited	Maricopa		\$0			0.0%			0.0%	302	305
Educational Impact	Pima	0	\$0			0.0%			0.0%	302	305
Phoenix Advantage Charter School	Maricopa		\$0		\$1,000	-100.0%		\$1,000	0.0%	302	252
West Valley Arts and Technology Academy	Maricopa		\$0		\$525	-100.0%		\$525	0.0%	302	275
Phoenix Education Management	Maricopa		\$0		\$0	0.0%		\$0	0.0%	302	305
University Public Schools - ASU Preparatory Academy	Maricopa	0	\$0			0.0%			0.0%	302	305
Intelli-School - Paradise Valley	Maricopa	0	\$0	\$0	\$0	0.0%	\$0	\$0	0.0%	302	305
East Valley Academy	Maricopa		\$0			0.0%			0.0%	302	305
American Virtual Academy	Maricopa	0	\$0	\$0	\$0	0.0%	\$0	\$0	0.0%	302	305
Friendly House Academia del Pueblo	Maricopa		\$0			0.0%			0.0%	302	305
International Commerce Secondary Schools	Maricopa	0	\$0	\$0	\$0	0.0%	\$0	\$0	0.0%	302	305
Arizona Education Solutions	Maricopa	0	\$0	\$0	\$0	0.0%	\$0	\$0	0.0%	302	305
CAFA - Learning Foundation and Performing Arts Alta Mesa	Maricopa	0	\$0	\$0	\$0	0.0%	\$0	\$0	0.0%	302	305
New School for the Arts Middle School	Maricopa	0	\$0	\$0	\$0	0.0%	\$0	\$0	0.0%	302	305
Hirsch Academy A Challenge Foundation Academy	Maricopa		\$0			0.0%			0.0%	302	305
Legacy Traditional School - North Phoenix	Maricopa	0	\$0	\$0	\$818	-100.0%	\$0	\$818	0.0%	302	257
Avondale Learning dba Precision Academy	Maricopa	0	\$0	\$0	\$0	0.0%	\$0	\$0	0.0%	302	305
Educational Options Foundation	Maricopa	0	\$0	\$0	\$0	0.0%	\$0	\$0	0.0%	302	305
West Gilbert Charter Middle School	Maricopa	0	\$0	\$0	\$0	0.0%	\$0	\$0	0.0%	302	305
Scholars Academy Sunnyslope	Maricopa		\$0		\$0	0.0%		\$0	0.0%	302	305

**APPENDIX II**  
**2022 PUBLIC SCHOOL REPORT**  
**BY CHARTER HOLDER**

Charter Holder	County	Sum of	Average Per	2022 Dollars	2021 Dollars		2022 Dollars	2021 Dollars		2022	2021
		Donors	Donor	Received	Received	% Change	Spent	Spent	% of \$ Spent	Rank	Rank
Pinnacle Education - Casa Grande	Pinal	0	\$0	\$0	\$0	0.0%	\$0	\$0	0.0%	302	305
Vista Charter School	Maricopa	0	\$0	\$0	\$0	0.0%	\$0	\$0	0.0%	302	305
Park View School	Yavapai		\$0			0.0%			0.0%	302	305
Western School of Science and Technology - A Challenge Foundation AC	Maricopa		\$0			0.0%			0.0%	302	305
Pinnacle Education - Tempe	Maricopa	0	\$0	\$0	\$0	0.0%	\$0	\$0	0.0%	302	305
Pinnacle Education - Kino	Santa Cruz	0	\$0	\$0	\$0	0.0%	\$0	\$0	0.0%	302	305
Deer Valley Charter Schools	Maricopa	0	\$0	\$0	\$0	0.0%	\$0	\$0	0.0%	302	305
Pinnacle Education - WMCB	Maricopa	0	\$0	\$0	\$0	0.0%	\$0	\$0	0.0%	302	305
Liberty High School	Gila		\$0		\$400	-100.0%		\$198	0.0%	302	279
Destiny School, Inc.	Gila		\$0		\$2,761	-100.0%		\$2,586	0.0%	302	203
Benchmark School, Inc.	Maricopa		\$0		\$50,091	-100.0%		\$8,869	0.0%	302	49
Tucson Preparatory School	Pima		\$0		\$900	-100.0%		\$900	0.0%	302	256
CAFA - Learning Foundation and Performing Arts Gilbert	Maricopa	0	\$0	\$0	\$6,180	-100.0%	\$0	\$6,180	0.0%	302	160
Portable Practical Education Preparation, Arizona Virtual Academy	Maricopa		\$0			0.0%			0.0%	302	305
Career Development, Inc.	Navajo	0	\$0	\$0	\$400	-100.0%	\$486	\$314	0.0%	302	279
Lifelong Learning Research Institute	Pima		\$0			0.0%			0.0%	302	305
Challenge Foundation Academies of Arizona, Inc.	Maricopa		\$0			0.0%			0.0%	302	305
Phoenix Collegiate Academy Elementary, LLC	Maricopa		\$0			0.0%			0.0%	302	305
Foothills Academy	Maricopa		\$0			0.0%			0.0%	302	305
Phoenix Collegiate Academy, Inc.	Maricopa	0	\$0			0.0%			0.0%	302	305
Kaizen Education Foundation - Maya High School	Maricopa	0	\$0	\$0	\$600	-100.0%	\$0	\$0	0.0%	302	268
Pima Prevention Partnership	Maricopa	0	\$0	\$0		0.0%	\$0		0.0%	302	305
Collaborative Pathways, Inc.	Pima		\$0		\$2,400	-100.0%		\$2,346	0.0%	302	213
Prescott Preparatory Academy	Yavapai	0	\$0	\$0	\$0	0.0%	\$0	\$0	0.0%	302	305
CAFA - Learning Foundation Performing Arts School	Maricopa	0	\$0	\$0	\$0	0.0%	\$0	\$0	0.0%	302	305
Imagine Charter Elementary at Camelback	Maricopa		\$0			0.0%			0.0%	302	305
Create Academy	Maricopa	0	\$0			0.0%			0.0%	302	305
American Charter Schools Foundation (West Phoenix High School)	Maricopa	0	\$0	\$0	\$800	-100.0%	\$0	\$0	0.0%	302	258
Pima Prevention Partnership - Performing Arts High School	Pima	0	\$0	\$0		0.0%	\$0		0.0%	302	305
The Charter Foundation, Inc.			\$0			0.0%			0.0%	302	305
Cortez Park Charter Middle School	Maricopa	0	\$0	\$0	\$453	-100.0%	\$0	\$0	0.0%	302	276
Madison Highland Prep	Maricopa		\$0		\$2,400	-100.0%		\$2,400	0.0%	302	213
Arizona Connections Academy Charter School	Maricopa	0	\$0	\$0	\$0	0.0%	\$0	\$0	0.0%	302	305
University Public Schools - ASU Preparatory Academy Digital	Maricopa	19	\$0	\$0	\$22,835	-100.0%	\$375	\$0	0.0%	302	81
Ombudsman Educational Services			\$0			0.0%			0.0%	302	305
Imagine Coolidge Elementary	Pinal	0	\$0	\$0	\$0	0.0%	\$0	\$0	0.0%	302	305
Sedona Charter School	Yavapai		\$0			0.0%			0.0%	302	305
Shelby School, The	Gila		\$0			0.0%			0.0%	302	305
Espiritu Schools	Maricopa	0	\$0	\$0	\$0	0.0%	\$0	\$0	0.0%	302	305
Ed Ahead, Inc.	Pima		\$0			0.0%			0.0%	302	305
Kaizen Education Foundation - South Pointe Junior High School	Maricopa	70	\$0	\$0	\$200	-100.0%	\$0	\$0	0.0%	302	295
Portable Practical Education Preparation	Maricopa		\$0			0.0%			0.0%	302	305
Kaizen Education Foundation - Summit High School	Maricopa	70	\$0	\$0	\$600	-100.0%	\$0	\$264	0.0%	302	268
Think Through Academy	Maricopa	0	\$0	\$0	\$0	0.0%	\$0	\$0	0.0%	302	305
Kaizen Education Foundation - Tempe Accelerated High School	Maricopa	0	\$0	\$0	\$0	0.0%	\$0	\$0	0.0%	302	305
Educationa Models for Learning INC	Maricopa	0	\$0			0.0%			0.0%	302	305
Genesis Program, Inc.	Maricopa		\$0		\$11,270	-100.0%		\$264	0.0%	302	125
Mt Turnbull Academy	Graham	0	\$0	\$0	\$0	0.0%	\$0	\$0	0.0%	302	305
George Gervin Youth Center, Inc	Maricopa		\$0			0.0%			0.0%	302	305
Phoenix International Academy	Maricopa	0	\$0	\$0	\$0	0.0%	\$0	\$0	0.0%	302	305
Griffin Foundation, Inc. The	Pima	0	\$0	\$0	\$0	0.0%	\$0	\$0	0.0%	302	305



**APPENDIX II**  
**2022 PUBLIC SCHOOL REPORT**  
**BY CHARTER HOLDER**

Charter Holder	County	Sum of	Average Per	2022 Dollars		2021 Dollars		2022 Dollars Spent	2021 Dollars Spent	% of \$ Spent	2022 Rank	2021 Rank
		Donors	Donor	Received	Received	% Change						
Paramount Education Studies	Maricopa	0	\$0							0.0%	302	305
Pima Rose Academy	Pima	0	\$0	\$0	\$0	0.0%	\$0	\$0	0.0%	0.0%	302	305
Freedom Prep Academy	Maricopa	0	\$0	\$0	\$0	0.0%	\$0	\$0	0.0%	0.0%	302	305
Open Doors Community School	Pima		\$0		\$740	-100.0%		\$1,000	0.0%	0.0%	302	266
Vision Charter School	Pima		\$0			0.0%			0.0%	0.0%	302	305
Liberty Traditional Charter School			\$0			0.0%			0.0%	0.0%	302	305
Online School of Arizona	Maricopa	0	\$0	\$0	\$0	0.0%	\$0	\$0	0.0%	0.0%	302	305
Humanities and Sciences Academy of the United States, Inc.	Maricopa	0	\$0	\$0	\$0	0.0%	\$0	\$0	0.0%	0.0%	302	305
New Horizon High School INC	Maricopa		\$0		\$200	-100.0%		\$0	0.0%	0.0%	302	295
Estrella Educational Foundation	Maricopa	0	\$0	\$0	\$2,942	-100.0%	\$0	\$0	0.0%	0.0%	302	202
RSD Charter School	Maricopa	0	\$0		\$0	0.0%		\$0	0.0%	0.0%	302	305
Innovative Humanities Education Corporation	Pima	0	\$0			0.0%			0.0%	0.0%	302	305
Integrity Education Incorporated	Maricopa	0	\$0		\$400	-100.0%		\$0	0.0%	0.0%	302	279
EAGLE College Prep Mesa, LLC	Maricopa	0	\$0	\$0	\$0	0.0%	\$0	\$0	0.0%	0.0%	302	305
Pima Prevention Partnership - Pima Partnership Academy	Pima	0	\$0	\$0		0.0%	\$0		0.0%	0.0%	302	305
Montessori House	Maricopa		\$0			0.0%			0.0%	0.0%	302	305

Note: Charter holders with no county listed have facilities in multiple counties.