



PUBLIC SCHOOL REPORT

2021

ARIZONA DEPARTMENT OF REVENUE

PREPARED BY
THE OFFICE OF ECONOMIC RESEARCH AND ANALYSIS

CONTENTS

PUBLIC SCHOOL REPORT YEAR 2021

Fast Facts	03
Historical Contributions	04
Year Over Year Comparison	05
Totals for District and Charter Holders	06
District and Charter Holders: Data Ranges, Top Fifteen	07
Top Five Counties	08
Expenditures by Category	09
Top Twenty Schools within a District	10
Top Twenty Schools within a Charter Holder	11
Schools with no Reports	12
Report Information	13
Policy	14
Tables	15
Data Totals by District and Charter Holders	20

2021

FAST FACTS

1.9%

Increase in overall contributions. \$35.1 million in school contributions were received in 2021 and \$34.4 million were received in 2020.

-12.2%

Decrease in the amount spent over last year. \$30 million was spent in 2021 and \$35.1 million was spent in 2020. Charter holder schools spent more than received but district schools spent less than received.

\$209

Average contributions per donor. Average donors contributions were \$196 for district schools and \$274 for charter schools.

167,855

Total donors contributed in 2021, 139,334 donors at district schools and 28,521 at charter schools.

Historical Contributions: Charter and District Totals

The average growth for historical contributions have increased at a rate of 4.9% since the year 2000. In 2021, contributions received was more than money spent.

\$35.1 M

In Contributions

\$30.7 M

In Spending



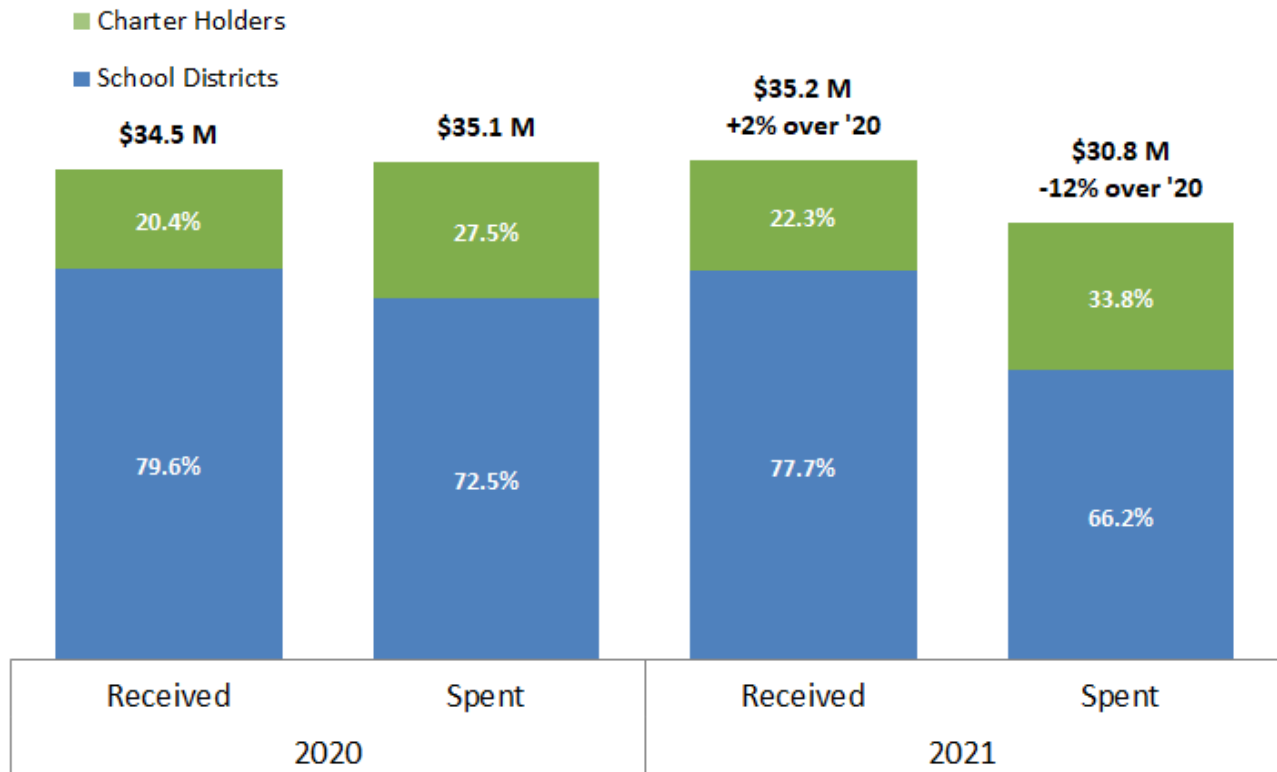
Over the last 20 years there has been an average growth rate of 5.6%. In 2015, contributions fell for the first time after remaining flat in the three years prior. Contributions have dropped slightly in 2018 and again in 2019. However, in 2020 there was a significant drop in contributions received with a -37.1% decrease in from the prior year. In 2021, there was a 1.9% increase in the amount received from 2020.

In calendar years 2015 to 2020, spending has been higher than the amount of contributions received, through the use of unspent monies from prior years. Both charter schools and district schools from 2015 to 2017 spent more than received. In years 2018-2021, only charter schools have spent more than received.

Reference: Table 1 "Historical Contributions"

TOTALS YEAR OVER YEAR

In 2021, the amount of contributions received increased while the amount spent decreased from 2020



In 2021, the amount received was comparable to the amount in 2020 in both the charter and public schools. However, there was a slight decrease in spending for the public schools in 2021 compared to 2020.

- \$35,158,202 was reported received in fees or contributions from districts and charter schools ; this is 1.9% more than in 2020 or \$668,360 more than in 2020.
- \$30,763,953 was reported as spent; this is -12.2% lower or \$4,289,958 less than in 2020.
- Schools within districts received 79.6% of the total contribution reported in 2020 and 77.7% of all contributions in 2021.
- Schools within a district spent 72.5% of total spending in 2020 and 66.2% of all spending in 2021.
- Schools within charter holders received 20.4% of all contributions in 2020 and 22.3% of all contributions in 2021.
- Schools within a charter holder spent 27.5% of total spending in 2020 and 33.8% of all spending in 2021.

TOTALS BY CHARTER HOLDER AND BY DISTRICT

RECEIVED CONTRIBUTIONS

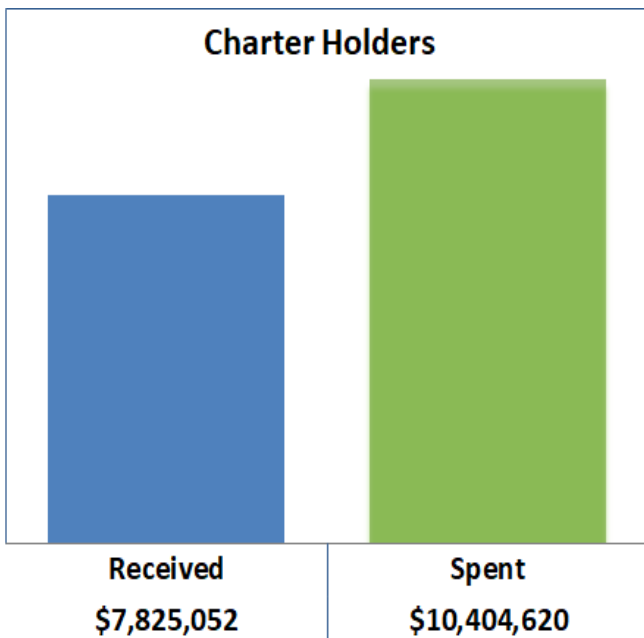
Charter schools	\$ 7,825,052
District Schools	\$27,333,150
Total	\$ 35,158,202

SPENT CONTRIBUTIONS

Charter schools	\$ 10,404,620
District Schools	\$20,359,333
Totals	\$ 30,763,953

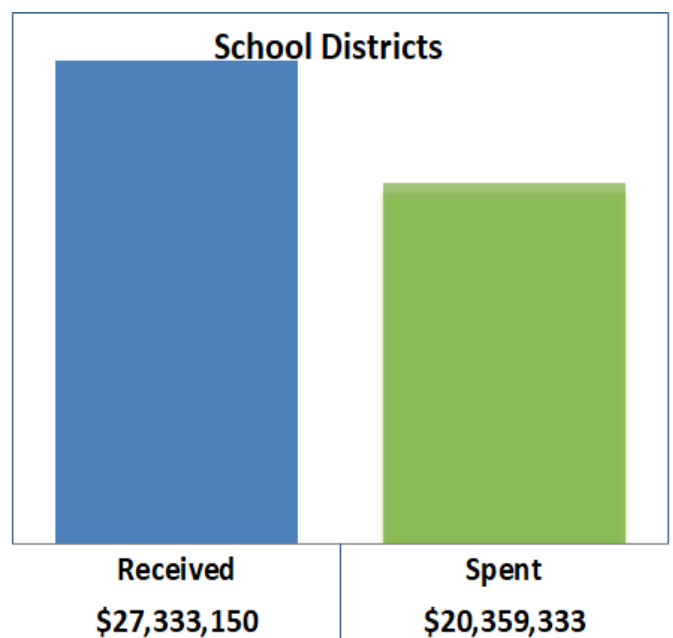
CHARTER

Charter schools reported receiving \$7,825,052 from 28,521 donors and spending \$10,404,620 in 2021. This is a increase of \$796,346 (or 11.3%) under the \$7,028,706 in fees or cash contributions received in 2020. Spending increased by \$754,572 (or 8.0%) from 2021. The amount spent to dollars received was 133.0% through the use of unspent monies from prior years.

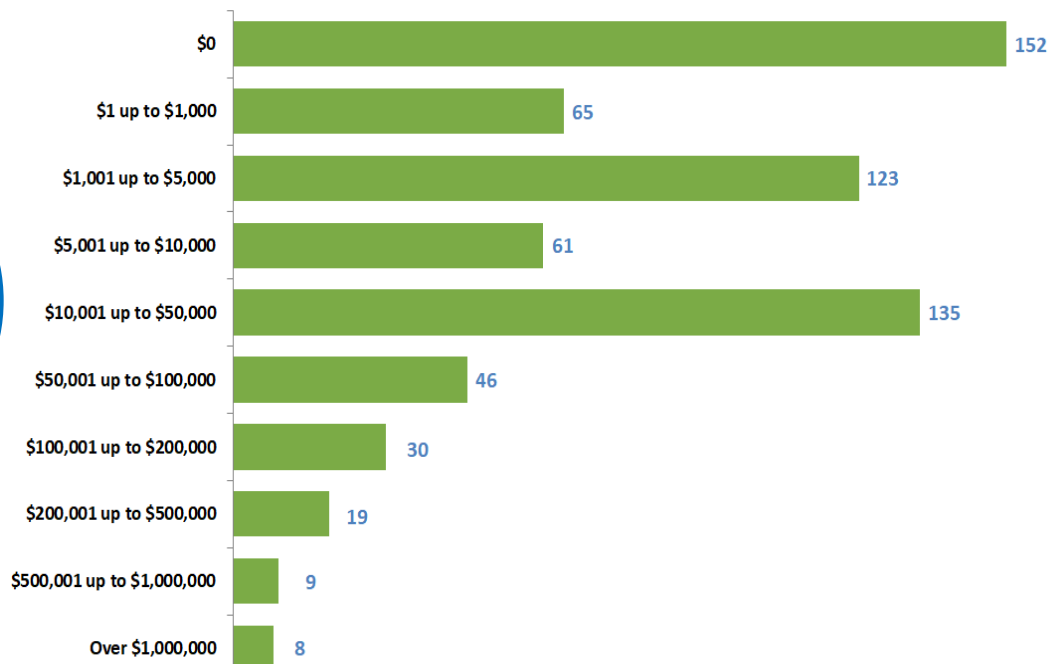
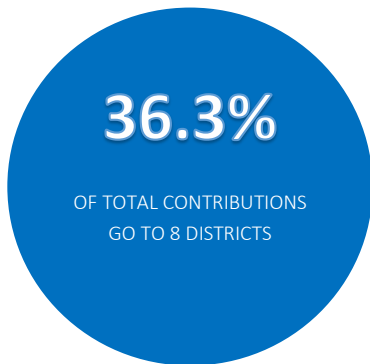


DISTRICT

District schools reported receiving \$27,333,150 from 139,334 donors and spending \$20,359,333 in 2021. This is a decrease of -\$127,987 (or -0.5%) over the \$27,461,137 in fees or cash contributions received in 2020. Spending decreased by -\$5,044,530 (or -19.9%) from 2021. The amount spent to dollars received was 74.5% .

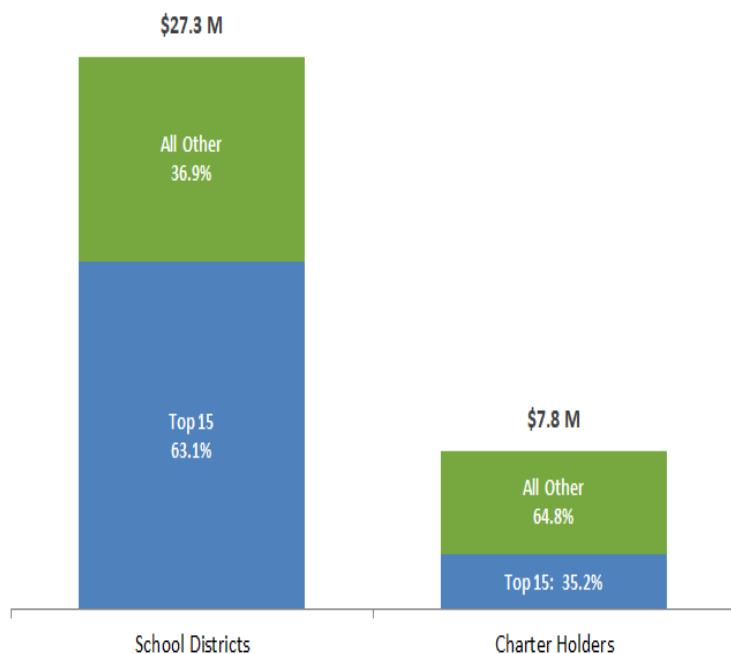


DATA BY DISTRICT AND CHARTER HOLDERS



NUMBER OF DISTRICTS OR HOLDERS WITHIN A RANGE

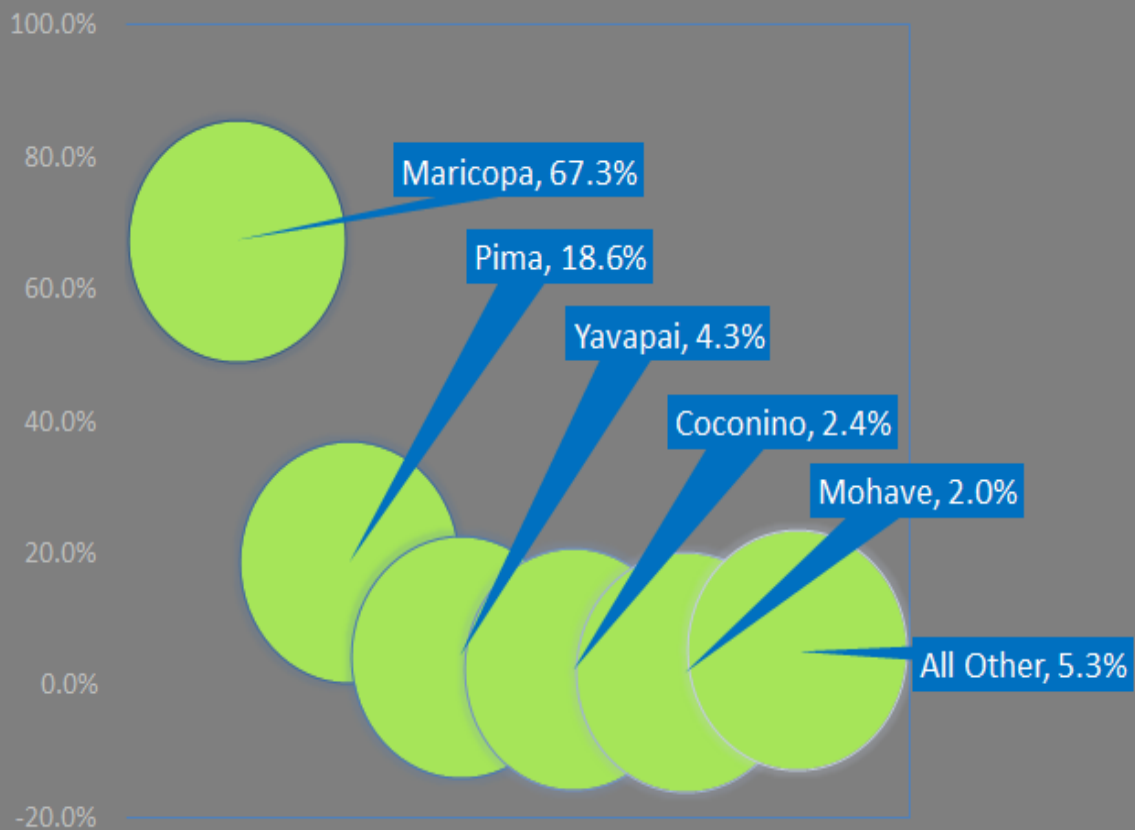
The chart above shows school districts or charter holders that are grouped within a particular dollar range. Eight districts reported receiving over \$1 million for a total of \$12,749,521 or 36.3% of all contributions. Likewise, 384 of the 652 districts and charter holders (or 59%) reported receiving \$50,000 or less. *Reference: Table 2 "Range of Dollars Received"*



THE TOP FIFTEEN

The top 15 reported districts accounted for 63.1% of all district contributions received. The top 15 charter holders reported received 35.2% of all charter contributions. Chandler USD (a district) received the highest amount of contributions in 2021 reporting \$2,586,341 in 2021 (or 9.4%). Academy of Mathematics and Science South (a charter holder) received the highest amount of contributions \$334,047 (or 4.3%) *Reference: Tables 3 and 4 "Top Fifteen District or Charter Holder"*

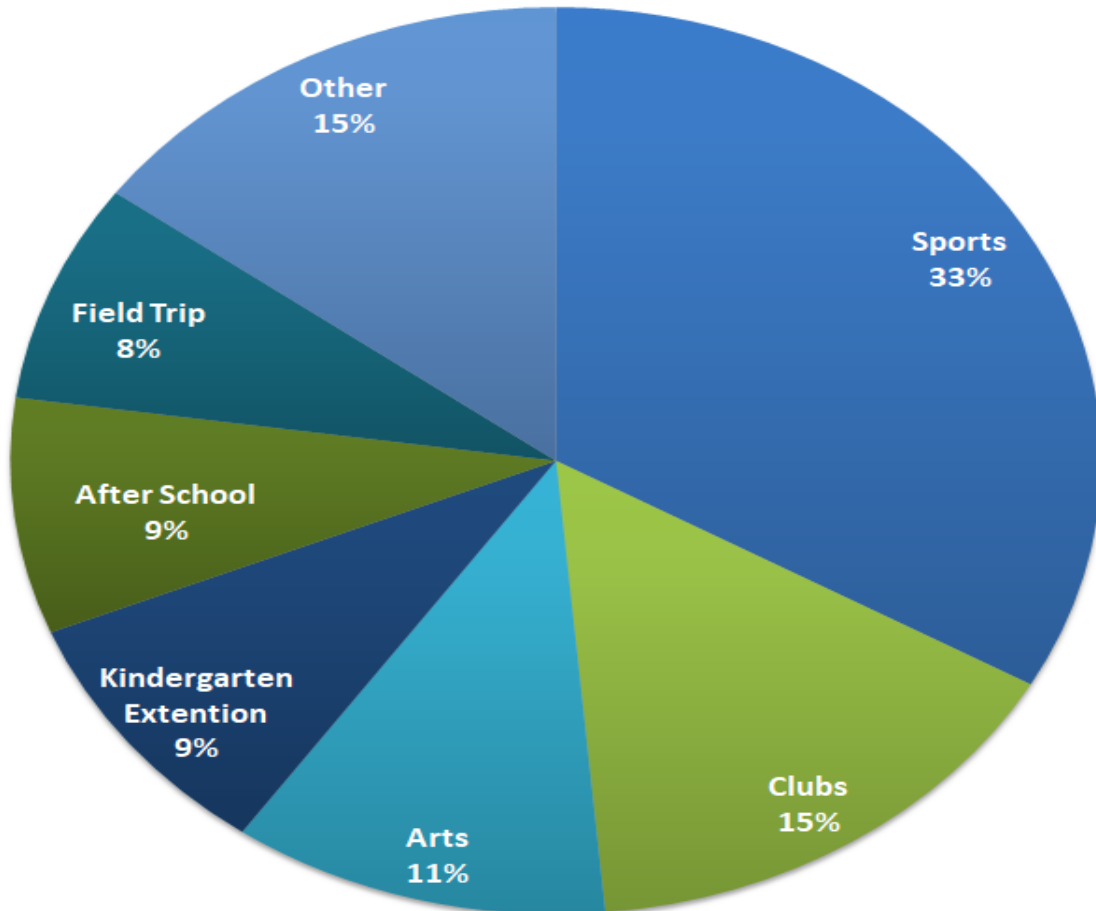
TOP FIVE COUNTIES



Maricopa County received \$23,662,505 (or 67.3%) from 118,170 donors in 2021; this is a 1.4% increase over 2020 contributions received. Maricopa County received an average of \$200 per donor. Pima County was the second highest receiving \$6,553,385 (or 18.6%) from 29,763 donors; this is an increase of 7.0% over 2020. Pima received an average of \$220 per donor. All other counties not listed received a combined total of 5.3% of all contributions received.

Reference: Table 5 "County Data"

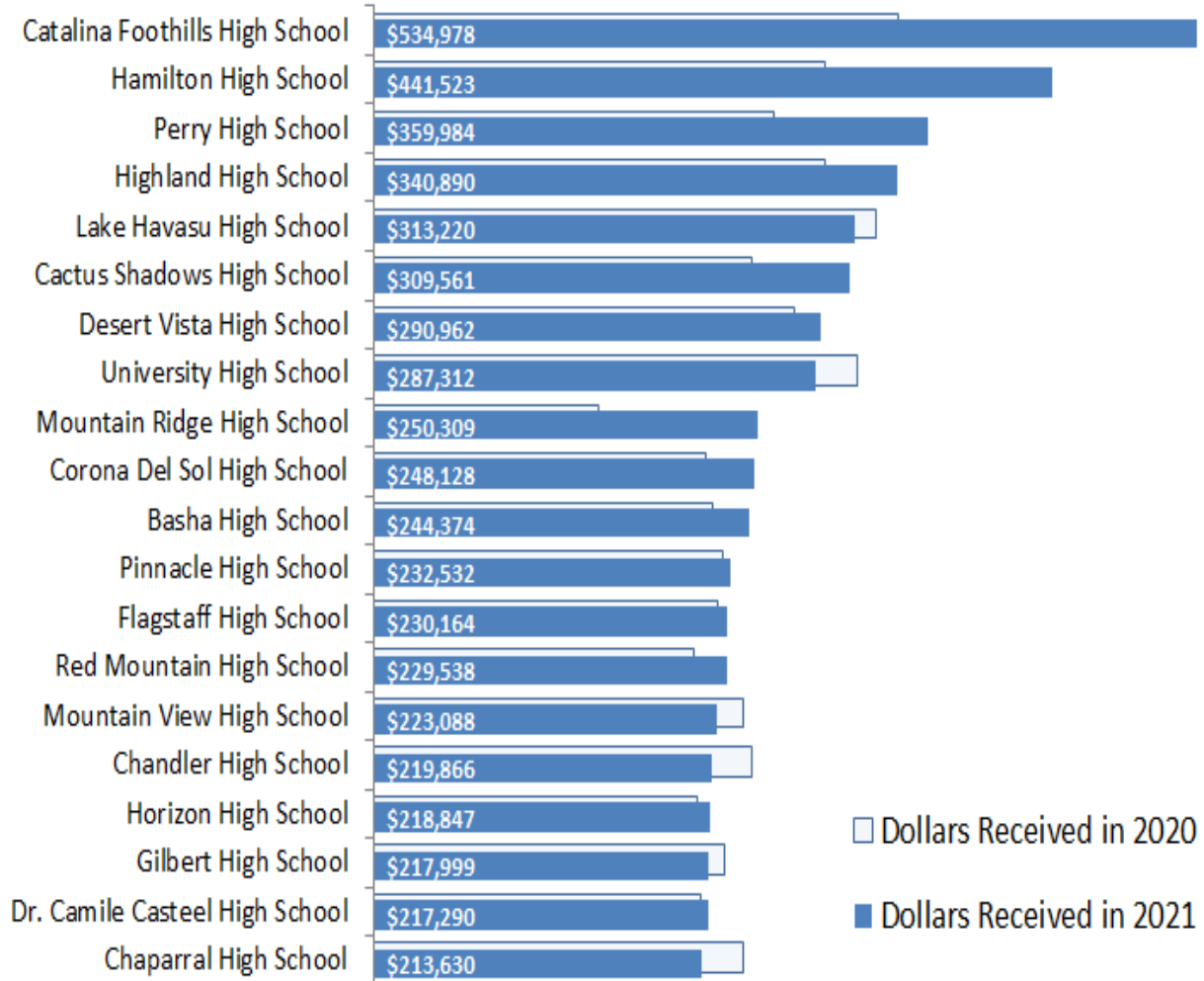
2021 EXPENDITURES BY CATEGORY



33%

The largest amount spent was on sports followed by clubs. In 2021, the spending on categories had little variation from 2020 with the exception of field trips. (A public school is required to report how tax credit money was spent by specific categories each year.) *Reference: Table 6 Spending by Categories*

TOP TWENTY SCHOOLS WITHIN A DISTRICT

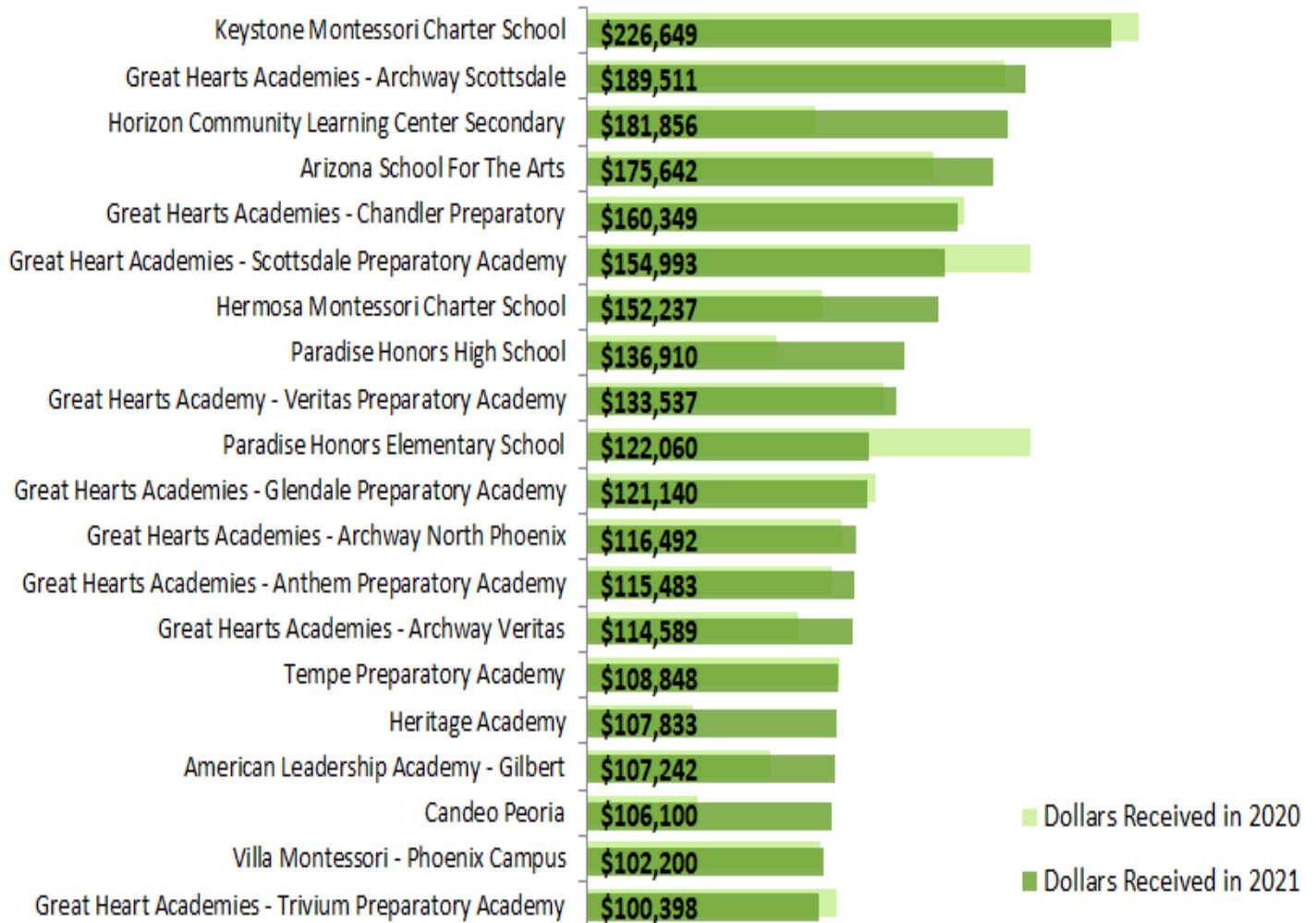


12.8%

The top 20 schools within a district received 12.8% of the total contributions received by district schools. The school with the highest contributions received was Catalina Foothills High School in the Catalina Foothills Unified School District receiving \$534,978 in contributions. Hamilton High School located in Chandler, was the second highest receiving \$441,523 in contributions.

Reference: Table 7 "Top 20 District Schools"

TOP TWENTY SCHOOLS WITHIN A CHARTER HOLDER



34.9 %

The top 20 schools within a charter holder received 34.9% of the total contributions received by charter holders. The school with the highest contributions was Keystone Montessori Charter School, a Keystone Montessori Charter holder located in Phoenix receiving \$226,649. The second highest was Great Hearts Academies-Archway Scottsdale located in Scottsdale receiving \$189,511.

Reference: Table 8. "Top 20 Charter Schools"

SCHOOLS WITH NO REPORT SUBMITTED

A report is required by A.R.S 43-1089.01(F) to be submitted once per year to the Department of Revenue

147 schools failed to submit a report (72 charter schools and 75 district schools)

Charter Schools

Academy Adventures Midtown
Academy Adventures Primary School
Accelerated Learning Center
Adventure School
Akimel O'Otham Pee Posh
AmeriSchools Academy - Camelback
AmeriSchools Academy - Country Club
AmeriSchools Academy - North
AmeriSchools Academy - Yuma
Arizona Call-A-Teen Center for Excellence
Arizona Collegiate High School
AZTEC High School
Bella Vista Academy
Copper Point High School
Create Academy
Desert Pointe Academy
District-Pointe Educational Services
East Valley Academy
Educational Models for Learning INC
Ethos Academy-A Challenge Foundation Academy
Flagstaff Arts and Leadership Academy
Foothills Academy
Freedom Academy North
Friendly House - Academia del Pueblo
Future Investment Middle School
GateWay Early College High School
George Gervin Prep Academy
Harvest Preparatory Academy, Goodyear
Hirsch Academy
Horizon Community Learning Center Elementary
Imagine Bell Canyon
Imagine Camelback Middle
Imagine Elementary at Camelback
Imagine Rosefield
Jack Thorman Air & Space Academy & Performing Arts Studio
Liberty Traditional Charter School
Liberty Traditional Charter School - Saddleback
Montessori Academy
Montessori Day Public School Lakeshore
Montessori Day Public School Mountainside
Montessori House Charter School
Ombudsman - Charter East
Ombudsman - Charter East II
Ombudsman - Charter Metro
Ombudsman - Charter Northeast
Ombudsman - Charter Northwest
Ombudsman - Charter Valencia
Ombudsman - Charter West
Painted Desert Montessori, LLC
Paramount Academy
Park View Middle School
Pathways in Education
Phoenix College Preparatory Academy
Phoenix Collegiate Academy Charter School
Phoenix Collegiate Academy Highschool
Phoenix Collegiate Academy School Elementary
Pima Partnership Academy
Pima Partnership High School
Pima Performing Arts High School
Pioneer Preparatory - A Challenge Foundation
PPEP ARIZONA INSIGHT ACADEMY
PPEP ARIZONA VIRTUAL ACADEMY
Ridgeline Academy, A Challenge Foundation Academy
Salt River High School
San Tan Learning Center
Sedona Charter School
Self Development Charter School
Shelby School, The
Synergy Public School
Vision Charter School
Western School of Science and Technology - A Challenge Foundation AC

District Schools

Apache Junction High School
Ash Fork Elementary School
Ash Fork Middle School
Biyaagozhoo Center
Bowie Elementary School
Bowie High School
Cedar Hills School
Circle Cross Ranch Elementary School
Clarendon School
Cottonwood Elementary
Dateland Elementary School
Desert Winds High School
Durango Detention Center
Ehrenberg Elementary School
El Capitan Public School
Elfrida Elementary School
Elite Performance Academy
Encanto School
Fountain Hills High School
Fountain Hills Middle School
Fowler Elementary School
Fredonia Elementary School
Fredonia High School
Globe Education Center
Hope College and Career Readiness Academy
Huachuca City School
Jeditto Elementary School
Kayenta Elementary School
Kayenta Middle School
Kayenta USD
Kyrene de las Brisas School
Little Red Schoolhouse
Longview Elementary School
McDowell Mountain Elementary School
McNary Elementary School
Mesa Transitional Learning Center
Monument Valley High School
Mount Turnbull Academy
Mountain Vista School
Osborn Middle School
Payson Education Center
Peach Springs School
Pine Strawberry Elementary School
Pinon Elementary School
Pinon High School
Pinon Middle School
Quartzsite Elementary School
Santa Maria Middle School
Seligman Elementary School
Seligman High School
Solano Elementary School
Solomon Elementary School
St. David Elementary School
St. David High School
Sun Canyon School
Sunridge Elementary School
Tsehootsooi Dine Bi'Olta (Immersion School)
Tsehootsooi Intermediate Learning Center
Tsehootsooi Middle School
Tsehootsooi Primary Learning Center
Tuscano Elementary School
Valentine Elementary School
Valley Union High School
Western Valley Elementary School
Western Valley Middle School
Window Rock High School
Yucca Elementary School
Esperanza Prep
East Valley Institute of Technology - This school should not be taking donations
Winkelman Intermediate
East Valley Institute of Technology - East Campus
Montecito Elementary School
Mountain Insitute STED
Combs Center for Success Middle School
Combs OnLine School for Success

REPORT INFORMATION

POLICY BACKGROUND

Information on Arizona Revised Statute § 43-1089.01.

TABLES:

Reports reference tables 1 to 8

APPENDIX I

The first appendix lists by school district the total number of donors, the average fee or cash contribution per donor, the total amount of fees or cash contributions received in 2021 and in 2020. The percentage change from the amount received last year, the ranking of the total amount received for 2021 and for 2020, the total amount spent in 2021 and for 2020, and the percentage of dollars spent to the total amount received for 2021.

APPENDIX II

The second appendix lists the same information as noted above for charter school holders.

DATA

The data source is from the Public School Report(s) filed by the school(s) or school district or charter holder. One hundred-forty-seven schools in districts or charter holders failed to submit a report for 2021 (reference Page 12 for a list of these schools).

For additional information or questions

Contact David Kryskowski at the Arizona Department of Revenue
dkryskowski@azdor.gov

POLICY BACKGROUND

STATUTE

Arizona Revised Statute § 43-1089.01 provides a non-refundable individual income tax credit for fees and cash contributions paid to public schools in Arizona for the support of extracurricular activities, character education programs. The addition of standardized testing fees for college credit or readiness, preparation courses and material for standardized testing or career and technical education industry certification assessment was added in 2015. The addition of cardiopulmonary resuscitations (CPR) training was added in 2016. This credit is only available to individuals.¹ Beginning in 2016, the taxpayer has the option to claim contributions made after December 31 but on or before April 15 on their 2018 return or 2019 return.

RATES

The credit is equal to the amount of fees paid or amount contributed up to \$200 for single or heads of household taxpayers and up to \$400 for married taxpayers that file a joint return.² The maximum allowable credit of \$200 was increased to \$250 for married taxpayers filing a joint return for taxable year 2001; to \$300 for tax year 2005; and to \$400 for taxable year 2006 and thereafter.

QUALIFYING EXPENDITURES

The school must provide instruction in grades kindergarten through 12. Contributions made or fees paid to a non-governmental school, a pre-school, a community college, a university, or a public school located outside of Arizona does not qualify for this credit. Types of expenditures:

From and after **June 30, 2019 through June 30, 2022** individuals may claim a nonrefundable tax credit for making contributions or for fees paid for the support of:

- a) Acquiring capital items as defined in the Uniform System of Financial Records, including those items listed in section A.R.S. § Title 15-903, subsection C paragraphs 2 through 8
- b) Community school meal programs
- c) Student consumable health care supplies

Playground equipment and shade structures for playground equipment

Extracurricular activities

School sponsored activities that require enrolled students to pay a fee in order to participate. The activities must supplement the school's education program. Extracurricular activities may include use of band uniforms, use of equipment or uniforms for varsity athletics, use of scientific laboratory equipment or materials, or in-state or out-of-state trips that are solely for competitive events. Extracurricular activities do not include any

senior trips or events that are recreational, amusement or tourist activities.

Character education programs

A program defined in Arizona Revised Statute § 15-719. At a minimum, the character education program must include 1) instruction in the definition and application of at least six of the character traits (truthfulness, responsibility, compassion, diligence, sincerity, trustworthiness, respect, attentiveness, obedience, orderliness, forgiveness, virtue, fairness, caring, citizenship and integrity), 2) use activities, discussions and presentations to illustrate and reinforce the application of the character traits and 3) presentations by teachers or mentors who demonstrate the character traits.

Standardized testing fees

Testing for college credit or readiness are fees paid to a school for the use of a widely recognized and accepted educational organization such as SAT, PSAT, ACT, advanced placement, international baccalaureate diploma test and other similar tests that are recognized and accepted by colleges and universities in the United States. The fees include preparation courses and materials used for standardized testing.

Career and technical education (CTE) industry certification

CTE assessment are fees paid to a school for career and technical education industry certification assessment. This is an assessment for preparation programs (CTE) that provide students with a pathway to postsecondary education and careers.

Cardiopulmonary resuscitation (CPR) training

The program must be based on the current national emergency CPR guidelines. If this instruction results in a CPR certification it must be provided by an authorized CPR trainer.

REPORTING REQUIREMENTS

Public Schools must report on a calendar year basis to the Arizona Department of Revenue by February 28 of each year indicating the total number of donors, the total dollar amount of fees and contributions received and the amount spent by the school. Beginning in 2016, the taxpayer has the option to claim contributions made after December 31 but on or before April 15 in either the previous tax year or in the year the contribution was made. For example a taxpayer may claim a credit made between January 1 to April 15, 2018 on their 2017 return or 2018 return. However, the public school continues to report contributions on a calendar year basis. The school must also report the amount spent categorized by specific activity or program.

¹ Corporations may not claim this credit. A partnership may not pass the credit through to its partners. An S corporation may not pass the credit through to its shareholders.

² If married taxpayers file separate returns, each spouse may claim only half of the credit that would have been allowed on a joint return.

TABLES

Table 1: Historical contributions by year

Year	Number of Donors	Contributions Received		Average per Donor	Contributions Spent (Millions)	% Change in Spent	% Spent to Dollars Received
		(Millions)	% Change				
1998	74,242	\$8,990,042	--	\$121	--	--	--
1999	109,748	\$14,775,353	64.4%	\$135	--	--	--
2000	130,730	\$17,544,784	18.7%	\$134	--	--	--
2001	135,656	\$20,004,715	14.0%	\$147	--	--	--
2002	143,697	\$22,455,129	12.2%	\$156	--	--	--
2003	201,407	\$27,753,764	23.6%	\$138	\$23,411,749	--	84.4%
2004	213,987	\$30,958,872	11.5%	\$145	\$25,839,148	10.4%	83.5%
2005	215,369	\$35,416,279	14.4%	\$164	\$28,609,146	10.7%	80.8%
2006	218,664	\$43,230,433	22.1%	\$198	\$35,077,283	22.6%	81.1%
2007	214,356	\$44,069,896	1.9%	\$206	\$40,423,706	15.2%	91.7%
2008	233,450	\$45,164,366	2.5%	\$193	\$43,725,052	8.2%	96.8%
2009	239,031	\$42,657,087	-5.6%	\$178	\$41,472,666	-5.2%	97.2%
2010	250,004	\$43,718,717	2.5%	\$175	\$41,875,730	1.0%	95.8%
2011	250,216	\$48,442,987	10.8%	\$194	\$45,636,837	9.0%	94.2%
2012	253,134	\$51,287,359	5.9%	\$203	\$48,455,762	6.2%	94.5%
2013	253,842	\$50,972,856	-0.6%	\$201	\$49,479,227	2.1%	97.1%
2014	266,087	\$50,991,999	0.0%	\$192	\$46,801,468	-5.4%	91.8%
2015	262,879	\$48,062,286	-5.7%	\$183	\$51,512,419	10.1%	107.2%
2016	314,683	\$53,051,329	10.4%	\$169	\$56,658,066	10.0%	106.8%
2017	336,676	\$56,969,478	7.4%	\$169	\$58,743,513	3.7%	103.1%
2018	292,429	\$56,048,449	-1.6%	\$192	\$65,126,450	10.9%	116.2%
2019	277,589	\$54,934,742	-2.0%	\$198	\$56,441,543	-13.3%	102.7%
2020	149,135	\$34,512,369	-37.1%	\$231	\$35,118,779	-37.8%	101.8%
2021	167,855	\$35,158,202	1.9%	\$209	\$30,763,953	-12.2%	87.5%

Table 2 – Range of Dollars Received

Range of Dollars Received	District/ Charter	# of Donors	Total Dollars Received	% of Total	Average per Donor
Over \$1,000,000	8	70,425	\$12,749,521	36.3%	\$181
\$500,001 up to \$1,000,000	9	26,003	\$5,534,725	15.7%	\$213
\$200,001 up to \$500,000	19	24,423	\$5,665,325	16.1%	\$232
\$100,001 up to \$200,000	30	14,249	\$3,992,907	11.4%	\$280
\$50,001 up to \$100,000	46	16,087	\$3,150,916	9.0%	\$196
\$10,001 up to \$50,000	135	13,168	\$3,250,146	9.2%	\$247
\$5,001 up to \$10,000	61	2,088	\$455,468	1.3%	\$218
\$1,001 up to \$5,000	123	1,114	\$323,092	0.9%	\$290
\$1 up to \$1,000	65	258	\$36,102	0.1%	\$140
\$0	152	40	\$0	0.0%	\$0
Total	648	167,855	\$35,158,202	100.0%	\$209

Table 3 – Top Fifteen Districts

School District	County	Number of Donors	Dollars Received in 2021	% of 2021 Total	Dollars Received in 2020	% of 2020 Total
Chandler USD	Maricopa	23,299	\$2,586,341	6.3%	\$2,109,226	5.1%
Tucson USD	Pima	11,051	\$1,984,947	4.8%	\$1,853,771	4.5%
Gilbert USD	Maricopa	7,327	\$1,866,843	4.6%	\$1,579,610	3.8%
Mesa USD	Maricopa	5,737	\$1,522,332	3.7%	\$1,640,513	4.0%
Scottsdale USD	Maricopa	8,149	\$1,438,540	3.5%	\$1,488,891	3.6%
Paradise Valley USD	Maricopa	5,885	\$1,176,267	2.9%	\$1,492,932	3.6%
Deer Valley USD	Maricopa	4,513	\$1,165,317	2.8%	\$1,065,638	2.6%
Peoria USD	Maricopa	4,464	\$1,008,935	2.5%	\$849,057	2.1%
Tempe UHSD	Maricopa	3,836	\$858,182	2.1%	\$778,633	1.9%
Amphitheater USD	Pima	2,426	\$724,329	1.8%	\$724,181	1.8%
Catalina Foothills USD	Pima	2,476	\$635,127	1.5%	\$456,862	1.1%
Dysart USD	Maricopa	5,319	\$603,702	1.5%	\$550,149	1.3%
Higley USD	Maricopa	2,215	\$571,589	1.4%	\$493,273	1.2%
Flagstaff USD	Coconino	2,730	\$561,013	1.4%	\$721,336	1.8%
Vail USD	Pima	2,746	\$542,406	1.3%	\$589,851	1.4%
Total of top 15		92,173	\$17,245,869	42.1%	\$16,393,924	39.8%

Table 4 – Top Fifteen Charters Holders

Charter Holder	County	Number of Donors	Dollars Received in 2021	% of 2021 Total	Dollars Received in 2020	% of 2020 Total
Academy of Mathematics and Science South	Maricopa	3,444	\$334,047	8.5%	\$102,312	2.9%
Paragon Management	Maricopa	1,324	\$258,970	6.6%	\$273,890	7.8%
Keystone Montessori Charter School	Maricopa	221	\$226,649	5.8%	\$238,777	6.8%
American Leadership Academy	Maricopa	874	\$225,356	5.8%	\$157,595	4.5%
Leman Academy of Excellence Inc		642	\$210,085	5.4%	\$179,350	5.1%
Archway Classical Academy Scottsdale	Maricopa	551	\$189,511	4.8%	\$180,348	5.1%
Horizon Community Learning Center Secondary	Maricopa	486	\$181,856	4.6%	\$98,846	2.8%
Arizona School For The Arts	Multiple	496	\$175,642	4.5%	\$149,585	4.3%
Chandler Preparatory Academy	Maricopa	474	\$160,349	4.1%	\$162,922	4.6%
Scottsdale Preparatory Academy	Maricopa	452	\$154,993	4.0%	\$191,965	5.5%
Hermosa Montessori Charter School	Pima	171	\$152,237	3.9%	\$101,356	2.9%
Veritas Preparatory Academy	Maricopa	386	\$133,537	3.4%	\$128,151	3.6%
Glendale Preparatory Academy	Maricopa	327	\$121,140	3.1%	\$124,555	3.5%
Archway Classical Academy North Phoenix	Maricopa	335	\$116,492	3.0%	\$109,689	3.1%
Anthem Preparatory Academy	Maricopa	315	\$115,483	3.0%	\$106,017	3.0%
Total of top 15		10,498	\$2,756,347	70.4%	\$2,305,358	65.6%

Note: Districts and Charters with no county listed have facilities in multiple counties.

Table 5 – County Data

County	# of Donors	Dollars Received in 2021	Percent of Total Received	Percent change	Average per Donor	Dollars Spent	Percent Spent to Received
Maricopa	118,170	\$23,662,505	67.3%	1.4%	\$200	\$21,489,896	90.8%
Pima	29,763	\$6,553,385	18.6%	7.0%	\$220	\$5,289,608	80.7%
Yavapai	6,541	\$1,523,108	4.3%	6.6%	\$233	\$1,251,331	82.2%
Coconino	3,720	\$849,439	2.4%	-18.6%	\$228	\$724,614	85.3%
Mohave	2,220	\$700,701	2.0%	6.6%	\$316	\$506,770	72.3%
Pinal	1,796	\$468,328	1.3%	-14.8%	\$261	\$440,337	94.0%
Cochise	1,276	\$252,892	0.7%	-23.1%	\$198	\$126,923	50.2%
Yuma	694	\$178,121	0.5%	-3.2%	\$257	\$155,164	87.1%
Navajo	1,568	\$313,886	0.9%	20.7%	\$200	\$277,504	88.4%
Gila	696	\$288,364	0.8%	12.9%	\$414	\$230,054	79.8%
Santa Cruz	382	\$99,697	0.3%	-1.8%	\$261	\$66,916	67.1%
Apache	392	\$95,540	0.3%	15.3%	\$244	\$81,504	85.3%
Graham	515	\$130,368	0.4%	14.9%	\$253	\$95,043	72.9%
La Paz	66	\$20,465	0.1%	10.4%	\$310	\$7,602	37.1%
Greenlee	56	\$21,404	0.1%	65.9%	\$382	\$20,688	96.7%
Total	167,855	\$35,158,202	100.0%	1.9%	\$209	\$30,763,953	87.5%

Table 6 – Spent dollars by programs or activity

Program	Amount Spent	% of Total
Athletics or Sports	\$10,215,551	33.2%
Field Trip	\$2,409,839	7.8%
Clubs, Academic Competitions or other comparable ECA	\$4,720,876	15.3%
Music, Band, Choir Orchestra, Fine Arts or Performing Arts	\$3,444,304	11.2%
Extended Kindergarten Programs	\$2,793,710	9.1%
After School Enrichment or Tutoring	\$1,702,775	5.5%
Standardized Testing for college credit or readiness	\$1,309,186	4.3%
Character Education Programs	\$786,711	2.6%
Non-Credit Summer Programs	\$105,310	0.3%
Other	\$178,313	0.6%
Career and Technical Preparation	\$19,286	0.1%
Drivers Education Programs	\$56,342	0.2%
Capital items defined by ARS Title 15-903	\$2,584,375	8.4%
Community school meal programs	\$66,344	0.2%
Student consumable health care supplies	\$50,322	0.2%
Playground equipment and shade structures	\$309,154	1.0%
CPR Training	\$11,556	0.0%
Total	\$30,763,953	100.0%

Table 7 – Top Twenty District Schools (within a district)

District Schools	District Name	Number of Donors	Dollars Received in 2021	Average per Donor	% of 2021 total	Dollars Spent	Dollars Received in 2020
Catalina Foothills High School	Catalina Foothills USD	1,980	\$534,978	\$270	1.2%	\$601,520	\$341,468
Hamilton High School	Chandler USD	2,810	\$441,523	\$157	1.0%	\$306,482	\$293,186
Perry High School	Chandler USD	1,906	\$359,984	\$189	0.8%	\$361,676	\$260,642
Highland High School	Gilbert USD	1,156	\$340,890	\$295	0.8%	\$375,192	\$293,926
Lake Havasu High School	Lake Havasu USD	865	\$313,220	\$362	0.7%	\$201,839	\$326,774
Cactus Shadows High School	Cave Creek USD	877	\$309,561	\$353	0.7%	\$248,851	\$246,315
Desert Vista High School	Tempe UHSD	1,323	\$290,962	\$220	0.7%	\$194,309	\$273,767
University High School		744	\$287,312	\$386	0.7%	\$234,148	\$314,056
Mountain Ridge High School	Deer Valley USD	1,540	\$250,309	\$163	0.6%	\$141,648	\$145,878
Corona Del Sol High School	Tempe UHSD	1,055	\$248,128	\$235	0.6%	\$150,436	\$215,920
Basha High School	Chandler USD	1,738	\$244,374	\$141	0.6%	\$237,016	\$220,471
Pinnacle High School	Paradise Valley USD	1,163	\$232,532	\$200	0.5%	\$108,314	\$226,775
Flagstaff High School	Flagstaff USD	1,051	\$230,164	\$219	0.5%	\$280,498	\$224,217
Red Mountain High School	Mesa USD	849	\$229,538	\$270	0.5%	\$199,835	\$207,920
Mountain View High School	Mesa USD	781	\$223,088	\$286	0.5%	\$212,864	\$240,482
Chandler High School	Chandler USD	1,569	\$219,866	\$140	0.5%	\$230,751	\$245,844
Horizon High School	Paradise Valley USD	1,094	\$218,847	\$200	0.5%	\$71,801	\$209,990
Gilbert High School	Gilbert USD	718	\$217,999	\$304	0.5%	\$196,594	\$228,075
Dr. Camile Casteel High School	Chandler USD	1,814	\$217,290	\$120	0.5%	\$224,274	\$213,160
Chaparral High School	Scottsdale USD	962	\$213,630	\$222	0.5%	\$204,573	\$240,938
Total of top 20		25,995	\$5,624,194	\$216	12.8%	\$4,782,620	\$4,969,803

Note: Districts and Charters with no county listed have facilities in multiple counties.

Table 8 - Top Twenty Charter Schools (within a holder)

Charter School	Charter Holder	City/Town	Number of Donors	Dollars Received in 2021	Average per Donor	Dollars Spent in 2021	Dollars Received in 2020
Keystone Montessori Charter School	Keystone Montessori Charter School	Phoenix	221	\$226,649	\$1,026	\$226,649	\$238,777
Great Hearts Academies - Archway Scottsdale	Archway Classical Academy Scottsdale	Scottsdale	551	\$189,511	\$344	\$189,511	\$180,348
Horizon Community Learning Center Secondary	Horizon Community Learning Center Secondary	Phoenix	486	\$181,856	\$374	\$223,449	\$98,846
Arizona School For The Arts	Arizona School For The Arts	Phoenix	496	\$175,642	\$354	\$175,642	\$149,585
Great Hearts Academies - Chandler Preparatory	Chandler Preparatory Academy	Chandler	474	\$160,349	\$338	\$160,349	\$162,922
Great Heart Academies - Scottsdale Preparatory Academy	Scottsdale Preparatory Academy	Scottsdale	452	\$154,993	\$343	\$154,993	\$191,965
Hermosa Montessori Charter School	Hermosa Montessori Charter School	Tucson	171	\$152,237	\$890	\$104,072	\$101,356
Paradise Honors High School	Paragon Management	Surprise	459	\$136,910	\$298	\$447,595	\$81,954
Great Hearts Academy - Veritas Preparatory Academy	Veritas Preparatory Academy	Phoenix	386	\$133,537	\$346	\$133,537	\$128,151
Paradise Honors Elementary School	Paragon Management	Surprise	865	\$122,060	\$141	\$220,597	\$191,936
Great Hearts Academies - Glendale Preparatory Academy	Glendale Preparatory Academy	Peoria	327	\$121,140	\$370	\$121,140	\$124,555
Great Hearts Academies - Archway North Phoenix	Archway Classical Academy North Phoenix	Phoenix	335	\$116,492	\$348	\$116,492	\$109,689
Great Hearts Academies - Anthem Preparatory Academy	Anthem Preparatory Academy	Phoenix	315	\$115,483	\$367	\$115,483	\$106,017
Great Hearts Academies - Archway Veritas	Archway Classical Academy Veritas	Phoenix	312	\$114,589	\$367	\$114,589	\$91,216
Tempe Preparatory Academy	Tempe Preparatory Academy	Tempe	312	\$108,848	\$349	\$108,848	\$109,510
Heritage Academy	Heritage Academy	Mesa	344	\$107,833	\$313	\$107,833	\$45,392
American Leadership Academy - Gilbert	American Leadership Academy	Gilbert	406	\$107,242	\$264	\$56,381	\$79,424
Candeo Peoria	Candeo Schools	Peoria	176	\$106,100	\$603	\$106,100	\$48,050
Villa Montessori - Phoenix Campus	Villa Montessori Charter School	Phoenix	207	\$102,200	\$494	\$102,200	\$100,982
Great Heart Academies - Trivium Preparatory Academy	Trivium Preparatory Academy	Goodyear	294	\$100,398	\$341	\$100,398	\$107,986
Total of top 20			7,589	\$2,734,069	\$360	\$3,085,857	\$2,448,661

APPENDIX I
2021 PUBLIC SCHOOL REPORT
BY SCHOOL DISTRICT

District Name	County	Number of Donors	Average per Donors	2021 Dollars Received	2020 Dollars Received	% Change	2021 Dollars Spent	2020 Dollars Spent	% of \$ Spent	2021 Rank	2020 Rank
Chandler USD	Maricopa	23,299	\$111	\$2,586,341	\$2,109,226	22.6%	\$2,417,937	\$3,698,280	93.5%	1	1
Tucson USD	Pima	11,051	\$180	\$1,984,947	\$1,853,771	7.1%	\$1,612,774	\$2,269,326	81.3%	2	2
Gilbert USD	Maricopa	7,327	\$255	\$1,866,843	\$1,579,610	18.2%	\$1,536,277	\$1,596,487	82.3%	3	4
Mesa USD	Maricopa	5,737	\$265	\$1,522,332	\$1,640,513	-7.2%	\$1,072,629	\$1,188,307	70.5%	4	3
Scottsdale USD	Maricopa	8,149	\$177	\$1,438,540	\$1,488,891	-3.4%	\$999,088	\$1,201,687	69.5%	5	6
Paradise Valley USD	Maricopa	5,885	\$200	\$1,176,267	\$1,492,932	-21.2%	\$656,588	\$604,406	55.8%	6	5
Deer Valley USD	Maricopa	4,513	\$258	\$1,165,317	\$1,065,638	9.4%	\$850,439	\$985,425	73.0%	7	7
Peoria USD	Maricopa	4,464	\$226	\$1,008,935	\$849,057	18.8%	\$833,535	\$587,413	82.6%	8	9
Tempe UHSD	Maricopa	3,836	\$224	\$858,182	\$778,633	10.2%	\$481,827	\$381,799	56.1%	9	10
Amphitheater USD	Pima	2,426	\$299	\$724,329	\$724,181	0.0%	\$338,810	\$495,955	46.8%	10	12
Catalina Foothills USD	Pima	2,476	\$257	\$635,127	\$456,862	39.0%	\$717,733	\$866,240	113.0%	11	19
Dysart USD	Maricopa	5,319	\$113	\$603,702	\$550,149	9.7%	\$626,970	\$555,104	103.9%	12	16
Higley USD	Maricopa	2,215	\$258	\$571,589	\$493,273	15.9%	\$523,112	\$461,519	91.5%	13	17
Flagstaff USD	Coconino	2,730	\$205	\$561,013	\$721,336	-22.2%	\$423,829	\$568,941	75.5%	14	13
Vail USD	Pima	2,746	\$198	\$542,406	\$589,851	-8.0%	\$444,048	\$524,430	81.9%	15	14
Kyrene ESD	Maricopa	2,649	\$200	\$529,603	\$1,019,170	-48.0%	\$410,801	\$1,106,037	77.6%	16	8
Cave Creek USD	Maricopa	1,606	\$317	\$508,774	\$407,506	24.9%	\$353,038	\$392,519	69.4%	17	22
Marana USD	Pima	2,174	\$216	\$468,931	\$434,097	8.0%	\$271,244	\$298,110	57.8%	18	21
Glendale UHSD	Maricopa	1,503	\$298	\$447,145	\$487,695	-8.3%	\$260,573	\$597,342	58.3%	19	18
Lake Havasu USD	Mohave	1,281	\$337	\$431,100	\$435,949	-1.1%	\$236,796	\$402,786	54.9%	20	20
Tanque Verde USD		769	\$489	\$376,334	\$566,188	-33.5%	\$283,153	\$647,897	75.2%	21	15
Prescott USD	Yavapai	1,408	\$245	\$345,295	\$332,914	3.7%	\$354,003	\$342,456	102.5%	22	25
Madison ESD	Maricopa	2,235	\$153	\$341,196	\$350,892	-2.8%	\$197,771	\$262,434	58.0%	23	23
Agua Fria UHSD	Maricopa	1,588	\$195	\$309,395	\$732,608	-57.8%	\$485,984	\$785,522	157.1%	24	11
Queen Creek USD	Maricopa	1,483	\$191	\$283,624	\$186,417	52.1%	\$169,924	\$49,103	59.9%	25	31
Humboldt USD	Yavapai	1,693	\$162	\$274,811	\$267,179	2.9%	\$164,267	\$174,562	59.8%	26	27
Flowing Wells USD	Pima	999	\$262	\$261,486	\$268,520	-2.6%	\$125,762	\$301,659	48.1%	27	26
Payson USD	Gila	508	\$461	\$234,418	\$205,584	14.0%	\$206,651	\$154,568	88.2%	28	30
Phoenix UHSD	Maricopa	812	\$277	\$225,078	\$227,485	-1.1%	\$60,734	\$154,991	27.0%	29	29
Washington ESD	Maricopa	800	\$261	\$208,449	\$229,673	-9.2%	\$60,882	\$126,104	29.2%	30	28
Tempe ESD	Maricopa	665	\$305	\$202,956	\$348,626	-41.8%	\$105,242	\$140,438	51.9%	31	24
Cottonwood-Oak Creek ESD	Yavapai	285	\$657	\$187,380	\$90,219	107.7%	\$61,482	\$103,321	32.8%	32	44
Sunnyside USD	Pima	1,565	\$119	\$186,506	\$174,152	7.1%	\$85,129	\$109,949	45.6%	33	33
Sahuarita USD	Pima	688	\$243	\$167,116	\$182,433	-8.4%	\$137,026	\$59,316	82.0%	34	32
Chino Valley USD	Yavapai	971	\$162	\$156,889	\$150,166	4.5%	\$131,902	\$92,709	84.1%	35	35
Phoenix ESD	Maricopa	491	\$277	\$135,926	\$156,407	-13.1%	\$24,793	\$51,406	18.2%	36	34
Litchfield ESD	Maricopa	458	\$282	\$129,321	\$124,000	4.3%	\$72,629	\$150,917	56.2%	37	39
Buckeye UHSD	Maricopa	1,498	\$84	\$125,751	\$85,047	47.9%	\$56,229	\$129,024	44.7%	38	46
Nadaburg USD	Maricopa	424	\$289	\$122,648	\$144,737	-15.3%	\$174,049	\$251,428	141.9%	39	37
Sedona-Oak Creek Joint USD	Yavapai	639	\$185	\$118,118	\$148,993	-20.7%	\$43,906	\$133,940	37.2%	40	36
Wickenburg USD	Maricopa	360	\$300	\$108,163	\$110,492	-2.1%	\$107,423	\$70,381	99.3%	41	40
Mingus UHSD	Yavapai	270	\$400	\$107,999	\$74,594	44.8%	\$102,267	\$30,009	94.7%	42	50
Continental ESD	Pima	353	\$289	\$101,888		100.0%	\$113,415		111.3%	43	205
Alhambra ESD	Maricopa	329	\$307	\$100,967	\$73,065	38.2%	\$5,790	\$96,061	5.7%	44	52
Florence USD	Pinal	318	\$302	\$96,145	\$85,709	12.2%	\$39,844	\$79,832	41.4%	45	45
Creighton ESD	Maricopa	338	\$280	\$94,785	\$103,666	-8.6%	\$16,140	\$85,534	17.0%	46	41
Roosevelt ESD	Maricopa	293	\$312	\$91,351	\$36,237	152.1%	\$25,067	\$33,706	27.4%	47	75
Yuma UHSD	Yuma	326	\$247	\$80,584	\$83,740	-3.8%	\$52,653	\$72,831	65.3%	48	48
J.O. Combs USD	Maricopa	573	\$134	\$76,923	\$83,763	-8.2%	\$140,516	\$81,268	182.7%	49	47
Sierra Vista USD	Cochise	551	\$134	\$73,719	\$137,026	-46.2%	\$18,667	\$50,520	25.3%	50	38
Cartwright ESD	Maricopa	247	\$285	\$70,463	\$67,884	3.8%	\$53,342	\$23,249	75.7%	51	54

APPENDIX I
2021 PUBLIC SCHOOL REPORT
BY SCHOOL DISTRICT

District Name	County	Number of Donors	Average per Donors	2021 Dollars Received	2020 Dollars Received	% Change	2021 Dollars Spent	2020 Dollars Spent	% of \$ Spent	2021 Rank	2020 Rank
Blue Ridge USD	Navajo	134	\$524	\$70,195	\$81,067	-13.4%	\$46,684	\$47,503	66.5%	52	49
Kingman USD	Mohave	258	\$268	\$69,212	\$69,059	0.2%	\$66,874	\$40,697	96.6%	53	53
Winslow USD	Navajo	592	\$113	\$66,608	\$30,390	119.2%	\$26,119	\$12,028	39.2%	54	79
Show Low USD	Navajo	254	\$260	\$65,954	\$50,098	31.6%	\$71,361	\$33,366	108.2%	55	61
Maricopa USD	Pinal	354	\$169	\$59,891	\$64,523	-7.2%	\$31,660	\$70,467	52.9%	56	55
Wilson ESD	Maricopa	159	\$365	\$58,088	\$42,111	37.9%	\$58,088	\$42,111	100.0%	57	66
Liberty ESD	Maricopa	245	\$231	\$56,599	\$57,683	-1.9%	\$18,852	\$19,239	33.3%	58	59
Balsz ESD	Maricopa	191	\$286	\$54,655	\$44,806	22.0%	\$54,655	\$82,559	100.0%	59	64
Casa Grande ESD	Pinal	240	\$226	\$54,202	\$51,973	4.3%	\$54,877	\$19,770	101.2%	60	60
Tolleson UHSD	Maricopa	259	\$205	\$53,223	\$39,703	34.1%	\$14,737	\$18,036	27.7%	61	69
Pendergast ESD	Maricopa	4,163	\$12	\$50,482	\$33,931	48.8%	\$10,096	\$48,003	20.0%	62	76
Clarkdale-Jerome ESD	Yavapai	222	\$224	\$49,682	\$43,946	13.1%	\$34,275	\$35,807	69.0%	63	65
Casa Grande UHSD	Pinal	82	\$574	\$47,086	\$91,942	-48.8%	\$10,211	\$16,461	21.7%	64	42
Glendale ESD	Maricopa	124	\$366	\$45,413	\$40,440	12.3%	\$6,425	\$25,119	14.1%	65	67
Colorado River UHSD	Mohave	190	\$233	\$44,301	\$44,925	-1.4%	\$43,010	\$53,421	97.1%	66	63
Benson USD	Cochise	177	\$250	\$44,222	\$37,519	17.9%	\$30,258	\$48,987	68.4%	67	73
Laveen ESD	Maricopa	189	\$233	\$43,973	\$31,941	37.7%	\$28,157	\$50,739	64.0%	68	78
Camp Verde USD	Yavapai	133	\$320	\$42,582	\$62,439	-31.8%	\$42,582	\$23,805	100.0%	69	56
Arizona State School for the Deaf & Blind		248	\$154	\$38,150	\$39,151	-2.6%	\$40,413	\$35,617	105.9%	70	70
Safford USD	Graham	185	\$206	\$38,137	\$37,156	2.6%	\$56,529	\$32,965	148.2%	71	74
Thatcher USD	Graham	140	\$272	\$38,059	\$26,499	43.6%	\$4,542	\$3,033	11.9%	72	84
Snowflake USD	Navajo	278	\$133	\$37,027	\$22,026	68.1%	\$24,333	\$9,053	65.7%	73	91
Crane ESD	Yuma	112	\$328	\$36,699	\$40,233	-8.8%	\$18,530	\$40,538	50.5%	74	68
Apache Junction USD	Pinal	153	\$237	\$36,197	\$90,959	-60.2%	\$57,303	\$91,802	158.3%	75	43
Mammoth-San Manuel USD	Pinal	97	\$369	\$35,813	\$38,009	-5.8%	\$18,918	\$34,743	52.8%	76	71
Yuma ESD	Yuma	140	\$251	\$35,158	\$27,822	26.4%	\$69,978	\$57,101	199.0%	77	80
Western Maricopa Education Center	Maricopa	137	\$256	\$35,040	\$21,335	64.2%	\$7,151	\$4,890	20.4%	78	93
Round Valley USD	Apache	176	\$195	\$34,333	\$48,999	-29.9%	\$37,429	\$13,689	109.0%	79	62
Pima County JTED	Pima	274	\$121	\$33,164		100.0%	\$3,694		11.1%	80	205
St. Johns USD	Apache	119	\$266	\$31,678	\$8,123	290.0%	\$25,995	\$16,763	82.1%	81	120
Pima USD	Graham	133	\$238	\$31,642	\$27,738	14.1%	\$10,419	\$16,957	32.9%	82	81
Heber-Overgaard USD	Navajo	137	\$216	\$29,580	\$27,633	7.0%	\$28,999	\$17,440	98.0%	83	82
Willcox USD	Cochise	82	\$332	\$27,206	\$22,851	19.1%	\$9,113	\$9,935	33.5%	84	89
Mayer USD	Yavapai	94	\$289	\$27,145	\$19,094	42.2%	\$12,348	\$16,320	45.5%	85	95
Bagdad USD	Yavapai	192	\$135	\$25,942	\$24,004	8.1%	\$42,610	\$15,690	164.3%	86	87
Baboquivari USD	Pima	116	\$217	\$25,205	\$21,283	18.4%	\$5,787	\$9,804	23.0%	87	94
Avondale ESD	Maricopa	96	\$257	\$24,697	\$27,117	-8.9%	\$21,306	\$10,061	86.3%	88	83
Page USD	Coconino	71	\$338	\$24,027	\$26,048	-7.8%	\$10,799	\$21,631	44.9%	89	85
Globe USD	Gila	83	\$281	\$23,335	\$14,780	57.9%	\$11,821	\$9,986	50.7%	90	101
Santa Cruz Valley USD	Santa Cruz	86	\$263	\$22,640	\$37,716	-40.0%	\$39,759	\$17,631	175.6%	91	72
Holbrook USD	Navajo	81	\$276	\$22,353	\$32,086	-30.3%	\$19,166	\$10,060	85.7%	92	77
Isaac ESD	Maricopa	70	\$290	\$20,301	\$58,606	-65.4%	\$5,221	\$9,360	25.7%	93	58
Tombstone USD	Cochise	64	\$306	\$19,560	\$18,169	7.7%	\$7,786	\$461	39.8%	94	97
Joseph City USD	Navajo	83	\$222	\$18,413	\$12,158	51.4%	\$15,969	\$3,642	86.7%	95	109
Sonoita ESD	Santa Cruz	88	\$198	\$17,441	\$13,846	26.0%	\$2,546	\$1,697	14.6%	96	106
Beaver Creek ESD	Yavapai	58	\$297	\$17,197	\$14,029	22.6%	\$16,119	\$3,673	93.7%	97	104
Bisbee USD	Cochise	154	\$107	\$16,500	\$22,735	-27.4%	\$23,347	\$25,561	141.5%	98	90
Williams USD	Coconino	72	\$211	\$15,161	\$23,023	-34.1%	\$16,839	\$6,338	111.1%	99	88
Patagonia UHSD	Santa Cruz	59	\$255	\$15,062	\$14,024	7.4%	\$15,522	\$5,033	103.1%	100	105
Miami USD	Gila	57	\$264	\$15,040	\$12,720	18.2%	\$5,798	\$6,387	38.6%	101	107
Nogales USD	Santa Cruz	50	\$280	\$14,009	\$14,249	-1.7%	\$4,154	\$14,510	29.7%	102	103
Buckeye ESD	Maricopa	54	\$258	\$13,955	\$18,886	-26.1%	\$3,705	\$3,085	26.5%	103	96
Parker USD	La Paz	40	\$341	\$13,630	\$15,238	-10.6%	\$1,139	\$5,543	8.4%	104	100

APPENDIX I
2021 PUBLIC SCHOOL REPORT
BY SCHOOL DISTRICT

District Name	County	Number of Donors	Average per Donors	2021 Dollars Received	2020 Dollars Received	% Change	2021 Dollars Spent	2020 Dollars Spent	% of \$ Spent	2021 Rank	2020 Rank
Ajo USD	Pima	45	\$289	\$12,990	\$11,854	9.6%	\$180	\$2,058	1.4%	105	110
Morristown ESD	Maricopa	43	\$297	\$12,755	\$21,637	-41.0%	\$22,077	\$15,479	173.1%	106	92
Tolleson ESD	Maricopa	49	\$259	\$12,684	\$11,456	10.7%	\$0	\$594	0.0%	107	111
Saddle Mountain USD	Maricopa	47	\$269	\$12,628	\$25,012	-49.5%	\$20,958	\$8,651	166.0%	108	86
Duncan USD	Greenlee	29	\$407	\$11,804	\$6,702	76.1%	\$16,855	\$2,608	142.8%	109	129
Arlington ESD	Maricopa	39	\$291	\$11,350	\$3,300	243.9%	\$7,400	\$463	65.2%	110	156
Eloy ESD	Pinal	40	\$276	\$11,050	\$7,940	39.2%	\$7,181	\$3,135	65.0%	111	121
Mohave Valley ESD	Mohave	31	\$326	\$10,116	\$8,185	23.6%	\$2,399	\$8,383	23.7%	112	119
Palominas ESD	Cochise	27	\$375	\$10,113	\$16,596	-39.1%	\$656	\$850	6.5%	113	98
Palo Verde ESD	Maricopa	57	\$174	\$9,938	\$8,943	11.1%	\$965	\$8,714	9.7%	114	117
Littleton ESD	Maricopa	530	\$19	\$9,844	\$14,358	-31.4%	\$7,490	\$2,978	76.1%	115	102
Chinle USD	Apache	33	\$295	\$9,748	\$5,876	65.9%	\$793	\$0	8.1%	116	136
Dan Hinton Accommodation District	Graham	27	\$344	\$9,300	\$10,102	-7.9%	\$21,302	\$19,735	229.1%	117	114
Bullhead City School District	Mohave	39	\$229	\$8,924	\$6,700	33.2%	\$2,000	\$12,874	22.4%	118	130
Concho ESD	Apache	28	\$316	\$8,850	\$5,983	47.9%	\$3,391	\$1,454	38.3%	119	135
Morenci USD	Greenlee	25	\$352	\$8,800	\$6,200	41.9%	\$3,033	\$9,537	34.5%	120	133
Coolidge USD	Pinal	27	\$324	\$8,755	\$5,100	71.7%	\$4,339	\$8,645	49.6%	121	142
Union ESD	Maricopa	39	\$221	\$8,600	\$9,316	-7.7%	\$3,288	\$3,412	38.2%	122	116
Ray USD	Pinal	41	\$204	\$8,350	\$6,880	21.4%	\$7,698	\$16,487	92.2%	123	126
Murphy ESD	Maricopa	26	\$313	\$8,150	\$9,394	-13.2%	\$0	\$8,048	0.0%	124	115
Riverside ESD	Maricopa	34	\$225	\$7,660	\$5,175	48.0%	\$1,536	\$4,670	20.0%	125	141
Pearce ESD	Cochise	15	\$495	\$7,432	\$5,016	48.2%	\$3,840	\$1,370	51.7%	126	143
Patagonia ESD	Santa Cruz	31	\$239	\$7,400	\$4,684	58.0%	\$2,434	\$66	32.9%	127	146
Douglas USD	Cochise	26	\$281	\$7,305	\$8,415	-13.2%	\$0	\$251	0.0%	128	118
Grand Canyon USD	Coconino	20	\$365	\$7,300	\$6,688	9.2%	\$60	\$2,451	0.8%	129	132
Topock ESD	Mohave	23	\$312	\$7,174	\$6,711	6.9%	\$4,791	\$6,711	66.8%	130	128
Red Rock ESD	Pinal	22	\$325	\$7,140	\$10,980	-35.0%	\$7,140	\$6,079	100.0%	131	112
Mohawk Valley ESD	Yuma	21	\$314	\$6,600	\$4,200	57.1%	\$4,149	\$5,361	62.9%	132	150
San Simon USD	Cochise	18	\$333	\$6,000	\$3,450	73.9%	\$2,423	\$3,450	40.4%	133	154
Bonita ESD	Graham	17	\$353	\$6,000	\$5,650	6.2%	\$719	\$1,447	12.0%	133	138
Antelope UHSD	Yuma	24	\$240	\$5,770	\$3,000	92.3%	\$5,770	\$3,000	100.0%	135	160
Ash Fork Joint USD	Yavapai	21	\$273	\$5,734	\$7,133	-19.6%	\$7,165	\$323	125.0%	136	123
Aguila ESD	Maricopa	12	\$425	\$5,100		100.0%	\$3,317		65.0%	137	205
Somerton ESD	Yuma	40	\$125	\$5,000	\$5,800	-13.8%	\$1,584	\$1,884	31.7%	138	137
Young ESD	Gila	17	\$292	\$4,967	\$10,550	-52.9%	\$0	\$1,791	0.0%	139	113
Gila Bend USD	Maricopa	14	\$352	\$4,934		100.0%	\$99		2.0%	140	205
Superior USD	Pinal	17	\$276	\$4,700	\$1,966	139.1%	\$1,180	\$0	25.1%	141	176
Santa Cruz Valley UHSD	Pinal	16	\$281	\$4,500	\$4,800	-6.3%	\$996	\$0	22.1%	142	145
Sacaton ESD	Pinal	17	\$253	\$4,300	\$4,300	0.0%	\$0	\$64	0.0%	143	148
Alpine ESD	Apache	13	\$315	\$4,100	\$6,200	-33.9%	\$9,187	\$4,046	224.1%	144	133
Hayden-Winkelman USD	Gila	9	\$456	\$4,100	\$2,800	46.4%	\$3,000	\$1,500	73.2%	144	162
Fort Huachuca Accommodation District	Cochise	14	\$287	\$4,015	\$1,400	186.8%	\$952	\$927	23.7%	146	182
Littlefield USD	Mohave	15	\$259	\$3,889	\$4,386	-11.3%	\$6,479	\$830	166.6%	147	147
Valley Academy for Career and Technology Education	Yavapai	11	\$345	\$3,800	\$0	100.0%	\$3,800	\$0	100.0%	148	205
Altar Valley ESD	Pima	14	\$271	\$3,800	\$6,880	-44.8%	\$3,800	\$8,309	100.0%	148	126
Gadsden ESD	Yuma	15	\$246	\$3,695	\$7,550	-51.1%	\$0	\$541	0.0%	150	122
Yarnell ESD	Yavapai	11	\$327	\$3,600	\$7,058	-49.0%	\$948	\$905	26.3%	151	125
Ash Creek ESD	Cochise	12	\$292	\$3,500	\$2,400	45.8%	\$0	\$0	0.0%	152	168
Maine Consolidated School District	Coconino	9	\$359	\$3,235	\$3,800	-14.9%	\$1,036	\$3,471	32.0%	153	151
Skull Valley ESD	Yavapai	8	\$375	\$3,000	\$2,800	7.1%	\$1,487	\$4,486	49.6%	154	162
Tuba City USD	Coconino	14	\$214	\$3,000	\$2,000	50.0%	\$0	\$0	0.0%	154	174
Mary C. O'Brien Accommodation District	Pinal	8	\$350	\$2,800	\$2,635	6.3%	\$2,676	\$1,676	95.6%	156	164
Pima Accommodation District	Pima	9	\$311	\$2,800	\$7,065	-60.4%	\$1,620	\$0	57.9%	156	124

APPENDIX I
2021 PUBLIC SCHOOL REPORT
BY SCHOOL DISTRICT

District Name	County	Number of Donors	Average per Donors	2021 Dollars Received	2020 Dollars Received	% Change	2021 Dollars Spent	2020 Dollars Spent	% of \$ Spent	2021 Rank	2020 Rank
Kirkland ESD	Yavapai	8	\$328	\$2,621	\$2,876	-8.9%	\$2,934	\$3,970	111.9%	158	161
Pomerene ESD	Cochise	8	\$313	\$2,500	\$2,210	13.1%	\$6,403	\$2,210	256.1%	159	171
San Carlos USD	Gila	8	\$313	\$2,500	\$1,300	92.3%	\$0	\$0	0.0%	159	184
Sentinel ESD	Maricopa	6	\$400	\$2,400	\$1,000	140.0%	\$2,510	\$1,280	104.6%	161	188
Bicentennial UHSD	La Paz	13	\$174	\$2,260	\$600	276.7%	\$3,245	\$267	143.6%	162	199
Canon ESD	Yavapai	8	\$263	\$2,100	\$4,300	-51.2%	\$3,349	\$4,449	159.5%	163	148
Vernon ESD	Apache	5	\$400	\$2,000	\$2,600	-23.1%	\$2,810	\$637	140.5%	164	165
Red Mesa USD	Apache	6	\$317	\$1,900	\$800	137.5%	\$1,900	\$0	100.0%	165	195
Apache ESD	Cochise	9	\$211	\$1,900	\$3,050	-37.7%	\$471	\$399	24.8%	165	159
San Fernando ESD	Pima	5	\$380	\$1,900	\$1,000	90.0%	\$389	\$0	20.5%	165	188
Yavapai Accommodation School District #99	Yavapai	7	\$270	\$1,891	\$1,459	29.6%	\$1,786	\$424	94.4%	168	181
Salome Consolidated ESD	La Paz	5	\$370	\$1,850	\$1,000	85.0%	\$1,850	\$1,000	100.0%	169	188
Congress ESD	Yavapai	6	\$308	\$1,850	\$5,503	-66.4%	\$6,148	\$3,897	332.3%	169	139
Picacho ESD	Pinal	6	\$300	\$1,800	\$2,600	-30.8%	\$1,702	\$570	94.6%	171	165
Cochise ESD	Cochise	5	\$340	\$1,700	\$2,300	-26.1%	\$10,310	\$0	606.5%	172	169
Stanfield ESD	Pinal	3	\$533	\$1,600	\$600	166.7%	\$0	\$0	0.0%	173	199
Double Adobe ESD	Cochise	5	\$280	\$1,400	\$1,200	16.7%	\$0	\$919	0.0%	174	186
Bouse ESD	La Paz	4	\$342	\$1,368	\$1,000	36.8%	\$1,368	\$1,000	100.0%	175	188
Wenden ESD	La Paz	4	\$339	\$1,357	\$700	93.9%	\$0	\$0	0.0%	176	198
Ganado USD	Apache	6	\$217	\$1,300	\$1,800	-27.8%	\$0	\$0	0.0%	177	177
Crown King ESD	Yavapai	2	\$600	\$1,200	\$200	500.0%	\$221	\$589	18.4%	178	203
Paloma School District	Maricopa	5	\$240	\$1,200	\$2,100	-42.9%	\$326	\$500	27.2%	178	173
McNeal ESD	Cochise	4	\$300	\$1,200	\$600	100.0%	\$690	\$350	57.5%	178	199
Sanders USD	Apache	4	\$250	\$1,000	\$200	400.0%	\$0	\$0	0.0%	181	203
Western Arizona Vocational Education	Mohave	4	\$242	\$966	\$1,280	-24.5%	\$5,369	\$0	555.8%	182	185
Hillside ESD	Yavapai	4	\$213	\$850	\$400	112.5%	\$124	\$100	14.6%	183	202
Naco ESD	Cochise	5	\$169	\$845		100.0%	\$0		0.0%	184	205
Tonto Basin ESD	Gila	5	\$169	\$843	\$5,233	-83.9%	\$0	\$6,705	0.0%	185	140
Mobile ESD	Maricopa	2	\$400	\$800	\$1,800	-55.6%	\$704	\$0	88.0%	186	177
Wellton ESD	Yuma	2	\$400	\$800	\$900	-11.1%	\$424	\$720	53.0%	186	193
Blue ESD	Greenlee	2	\$400	\$800	\$0	100.0%	\$800	\$0	100.0%	186	205
St Johns USD	Apache	2	\$315	\$630		100.0%	\$0		0.0%	189	205
Toltec ESD	Pinal	3	\$200	\$600	\$4,984	-88.0%	\$0	\$0	0.0%	190	144
Central Arizona Valley Institute of Technology	Pinal	2	\$300	\$600	\$800	-25.0%	\$0	\$595	0.0%	190	195
Coconino County Regional Accommodation SD	Coconino	4	\$138	\$550	\$2,180	-74.8%	\$613	\$0	111.4%	192	172
Fredonia-Moccasin USD	Coconino		\$0		\$3,248	-100.0%		\$870	0.0%	193	158
Window Rock USD	Apache		\$0			0.0%			0.0%	193	205
Eagle ESD	Greenlee	0	\$0	\$0	\$0	0.0%	\$0	\$0	0.0%	193	205
Oracle ESD	Pinal		\$0			0.0%			0.0%	193	205
Hyder ESD	Yuma		\$0		\$6,700	-100.0%		\$792	0.0%	193	130
Santa Cruz ESD	Santa Cruz		\$0		\$1,400	-100.0%		\$0	0.0%	193	182
Solomon ESD	Graham		\$0		\$850	-100.0%		\$1,703	0.0%	193	194
Fountain Hills USD	Maricopa		\$0		\$73,456	-100.0%		\$154,057	0.0%	193	51
Cedar USD	Navajo		\$0			0.0%			0.0%	193	205
Coconino Association for Vocation Industry and Technology	Coconino	0	\$0	\$0		0.0%	\$0		0.0%	193	205
Quartzsite ESD	La Paz		\$0			0.0%			0.0%	193	205
Colorado City USD	Mohave		\$0		\$3,800	-100.0%		\$5,917	0.0%	193	151
Greenlee County Accommodation District	Greenlee	0	\$0			0.0%			0.0%	193	205
Pine Strawberry ESD	Gila		\$0			0.0%			0.0%	193	205
Bowie USD	Cochise		\$0			0.0%			0.0%	193	205
Mountain Insitute Joint Technical Education District	Yavapai		\$0		\$1,000	-100.0%		\$0	0.0%	193	188
Whiteriver USD	Navajo	0	\$0	\$0	\$0	0.0%	\$0	\$0	0.0%	193	205
Seligman USD	Yavapai		\$0		\$3,340	-100.0%		\$3,528	0.0%	193	155

APPENDIX I
2021 PUBLIC SCHOOL REPORT
BY SCHOOL DISTRICT

District Name	County	Number of Donors	Average per Donors	2021 Dollars Recieved	2020 Dollars Recieved	% Change	2021 Dollars Spent	2020 Dollars Spent	% of \$ Spent	2021 Rank	2020 Rank
Kayenta USD	Navajo		\$0		\$1,600	-100.0%		\$0	0.0%	193	180
Pinon USD	Navajo		\$0			0.0%			0.0%	193	205
Fowler ESD	Maricopa		\$0		\$15,954	-100.0%		\$14,037	0.0%	193	99
Osborn ESD	Maricopa		\$0		\$60,680	-100.0%		\$81,171	0.0%	193	57
St. David USD	Cochise		\$0		\$12,260	-100.0%		\$6,643	0.0%	193	108
Valentine ESD	Mohave		\$0		\$2,000	-100.0%		\$0	0.0%	193	174
Owens ESD	Mohave	0	\$0	\$0	\$0	0.0%	\$0	\$0	0.0%	193	205
Valley UHSD	Cochise		\$0		\$3,300	-100.0%		\$3,300	0.0%	193	156
Yucca ESD	Mohave		\$0		\$1,700	-100.0%		\$900	0.0%	193	179
Peach Springs USD	Mohave		\$0			0.0%			0.0%	193	205
Hackberry School District	Mohave		\$0		\$800	-100.0%		\$800	0.0%	193	195
Fort Thomas USD	Graham	0	\$0	\$0	\$1,200	-100.0%	\$0	\$0	0.0%	193	186
Maricopa County Regional District	Maricopa		\$0		\$3,800	-100.0%		\$888	0.0%	193	151
Gila County Regional District	Gila		\$0			0.0%			0.0%	193	205
East Valley Institute of Technology	Maricopa		\$0			0.0%			0.0%	193	205
Elfrida ESD	Cochise		\$0		\$2,600	-100.0%		\$2,600	0.0%	193	165
McNary ESD	Apache		\$0		\$2,250	-100.0%		\$0	0.0%	193	170

Note: Districts with no county listed have facilities in multiple counties.

APPENDIX II
2021 PUBLIC SCHOOL REPORT
 BY CHARTER HOLDER

Charter Holder	County	Sum of Donors	Average Per Donor	2021 Dollars Received	2020 Dollars Received	% Change	2020			2021 Rank	2020 Rank
							2021 Dollars Spent	Dollars Spent	% of \$ Spent		
Academy of Mathematics and Science South	Maricopa	3,444	\$97	\$334,047	\$102,312	226.5%	\$326,752	\$98,936	97.8%	1	16
Paragon Management	Maricopa	1,324	\$196	\$258,970	\$273,890	-5.4%	\$668,192	\$698,738	258.0%	2	1
Keystone Montessori Charter School	Maricopa	221	\$1,026	\$226,649	\$238,777	-5.1%	\$226,649	\$238,777	100.0%	3	2
American Leadership Academy	Maricopa	874	\$258	\$225,356	\$157,595	43.0%	\$99,647	\$157,594	44.2%	4	7
Leman Academy of Excellence Inc		642	\$327	\$210,085	\$179,350	17.1%	\$4,296	\$82,458	2.0%	5	5
Archway Classical Academy Scottsdale	Maricopa	551	\$344	\$189,511	\$180,348	5.1%	\$189,511	\$180,348	100.0%	6	4
Horizon Community Learning Center Secondary	Maricopa	486	\$374	\$181,856	\$98,846	84.0%	\$223,449	\$118,576	122.9%	7	19
Arizona School For The Arts	Maricopa	496	\$354	\$175,642	\$149,585	17.4%	\$175,642	\$149,585	100.0%	8	8
Chandler Preparatory Academy	Maricopa	474	\$338	\$160,349	\$162,922	-1.6%	\$160,349	\$162,922	100.0%	9	6
Scottsdale Preparatory Academy	Maricopa	452	\$343	\$154,993	\$191,965	-19.3%	\$154,993	\$191,965	100.0%	10	3
Hermosa Montessori Charter School	Pima	171	\$890	\$152,237	\$101,356	50.2%	\$104,072	\$101,356	68.4%	11	17
Veritas Preparatory Academy	Maricopa	386	\$346	\$133,537	\$128,151	4.2%	\$133,537	\$128,151	100.0%	12	9
Glendale Preparatory Academy	Maricopa	327	\$370	\$121,140	\$124,555	-2.7%	\$121,140	\$124,555	100.0%	13	10
Archway Classical Academy North Phoenix	Maricopa	335	\$348	\$116,492	\$109,689	6.2%	\$116,492	\$109,689	100.0%	14	11
Anthem Preparatory Academy	Maricopa	315	\$367	\$115,483	\$106,017	8.9%	\$115,483	\$106,017	100.0%	15	15
Archway Classical Academy Veritas	Maricopa	312	\$367	\$114,589	\$91,216	25.6%	\$114,589	\$91,216	100.0%	16	21
Candeo Schools	Maricopa	185	\$589	\$108,900	\$49,250	121.1%	\$108,900	\$49,250	100.0%	17	48
Tempe Preparatory Academy	Maricopa	312	\$349	\$108,848	\$109,510	-0.6%	\$108,848	\$109,510	100.0%	18	12
Heritage Academy	Maricopa	344	\$313	\$107,833	\$45,392	137.6%	\$107,833	\$45,392	100.0%	19	52
Villa Montessori Charter School	Maricopa	207	\$494	\$102,200	\$100,982	1.2%	\$102,200	\$100,982	100.0%	20	18
Trivium Preparatory Academy	Maricopa	294	\$341	\$100,398	\$107,986	-7.0%	\$100,398	\$107,986	100.0%	21	13
Archway Classical Academy Glendale	Maricopa	271	\$370	\$100,227	\$87,466	14.6%	\$100,227	\$87,466	100.0%	22	22
Benjamin Franklin Charter School	Maricopa	305	\$312	\$95,136	\$57,194	66.3%	\$32,418	\$14,673	34.1%	23	44
Archway Classical Academy Chandler	Maricopa	265	\$344	\$91,202	\$95,005	-4.0%	\$91,202	\$95,005	100.0%	24	20
Archway Classical Academy Lincoln	Maricopa	234	\$368	\$86,190	\$77,223	11.6%	\$86,190	\$77,223	100.0%	25	24
Desert Heights Charter Schools	Maricopa	774	\$110	\$85,453	\$63,643	34.3%	\$85,453	\$63,643	100.0%	26	33
Cicero Preparatory Academy	Maricopa	255	\$334	\$85,113	\$65,216	30.5%	\$85,113	\$65,216	100.0%	27	31
Khalsa Family Services	Pima	298	\$285	\$85,056	\$71,323	19.3%	\$123,354	\$122,274	145.0%	28	27
Archway Classical Academy Cicero	Maricopa	232	\$342	\$79,350	\$68,992	15.0%	\$79,350	\$68,992	100.0%	29	28
Arete Preparatory Academy	Maricopa	234	\$338	\$79,191	\$73,709	7.4%	\$79,191	\$73,709	100.0%	30	26
Northland Preparatory Academy	Coconino	250	\$304	\$75,944	\$80,072	-5.2%	\$75,944	\$80,072	100.0%	31	23
Eduprize Schools, LLC		222	\$339	\$75,245	\$58,843	27.9%	\$326,411	\$339,661	433.8%	32	40
Heritage Academy Queen Creek	Maricopa	72	\$966	\$69,562	\$57,905	20.1%	\$69,562	\$57,905	100.0%	33	41
Basis School - Tucson Primary	Pima	230	\$302	\$69,395	\$7,325	847.4%	\$297,442	\$260,375	428.6%	34	149
Lincoln Preparatory Academy	Maricopa	204	\$329	\$67,021	\$63,056	6.3%	\$67,018	\$63,056	100.0%	35	34
Basis School - Chandler	Maricopa	166	\$401	\$66,513	\$62,000	7.3%	\$289,168	\$53,215	434.8%	36	35
Florence Crittenton Services of Arizona	Maricopa	215	\$302	\$64,833	\$57,775	12.2%	\$64,833	\$27,324	100.0%	37	42
Archway Classical Academy Arete	Maricopa	184	\$336	\$61,800	\$61,545	0.4%	\$61,800	\$61,545	100.0%	38	36
Academy of Mathematics and Science	Pima	634	\$97	\$61,337	\$29,609	107.2%	\$43,240	\$19,505	70.5%	39	70
Arizona Autism Charter School, Inc.	Maricopa	154	\$396	\$60,934	\$20,380	199.0%	\$51,489	\$25,692	84.5%	40	85
North Phoenix Preparatory Academy	Maricopa	186	\$327	\$60,856	\$59,115	2.9%	\$60,856	\$59,115	100.0%	41	39
City Center for Collaborative Learning	Pima	250	\$232	\$58,025	\$34,407	68.6%	\$58,025	\$53,717	100.0%	42	59
Basis School - Phoenix	Maricopa	205	\$283	\$57,935	\$63,858	-9.3%	\$56,146	\$53,776	96.9%	43	32

APPENDIX II
2021 PUBLIC SCHOOL REPORT
 BY CHARTER HOLDER

Charter Holder	County	Sum of	Average Per	2021 Dollars	2020 Dollars	% Change	2021 Dollars	2020		2021 Rank	2020 Rank
		Donors	Donor	Received	Received		Spent	Spent	% of \$ Spent		
Basis School - Scottsdale	Maricopa	155	\$366	\$56,724	\$76,960	-26.3%	\$117,264	\$54,554	206.7%	44	25
Basis School - Peoria	Maricopa	144	\$379	\$54,643	\$35,861	52.4%	\$60,041	\$22,917	109.9%	45	56
Kingman Academy of Learning	Mohave	156	\$348	\$54,239	\$34,107	59.0%	\$89,850	\$60,641	165.7%	46	60
Maryvale Preparatory Academy	Maricopa	193	\$275	\$53,077	\$53,661	-1.1%	\$53,077	\$53,661	100.0%	47	46
Khalsa Montessori Elementary Schools	Maricopa	154	\$337	\$51,947	\$107,569	-51.7%	\$119,577	\$51,573	230.2%	48	14
Archway Classical Academy Trivium West	Maricopa	155	\$329	\$51,025	\$59,403	-14.1%	\$51,025	\$59,403	100.0%	49	37
Benchmark School, Inc.	Maricopa	66	\$759	\$50,091	\$65,441	-23.5%	\$8,869	\$35,515	17.7%	50	30
Academy of Math and Science, Inc.	Maricopa	474	\$104	\$49,135	\$16,430	199.1%	\$48,835	\$16,430	99.4%	51	104
Allen-Cochran Enterprises, Inc.	Maricopa	200	\$234	\$46,762	\$29,563	58.2%	\$38,889	\$19,939	83.2%	52	71
Arizona Agribusiness & Equine Center, Inc.	Maricopa	164	\$282	\$46,287	\$57,582	-19.6%	\$55,655	\$19,419	120.2%	53	43
Odyssey Preparatory Academy, The	Maricopa	156	\$296	\$46,215	\$42,667	8.3%	\$42,526	\$42,467	92.0%	54	54
Flagstaff Junior Academy	Coconino	166	\$268	\$44,560	\$47,175	-5.5%	\$17,233	\$29,369	38.7%	55	51
Archway Classical Academy Trivium	Maricopa	124	\$344	\$42,665	\$44,118	-3.3%	\$42,665	\$44,118	100.0%	56	53
Basis School - Prescott	Yavapai	109	\$383	\$41,779	\$50,714	-17.6%	\$113,458	\$119,738	271.6%	57	47
University Public Schools - ASU Prep Academy - Polytechnic	Maricopa	170	\$244	\$41,419	\$38,728	6.9%	\$1,190	\$149,735	2.9%	58	55
Legacy Traditional School - Northwest Tucson	Pima	137	\$298	\$40,848	\$28,319	44.2%	\$40,848	\$28,319	100.0%	59	73
James Madison Preparatory School	Maricopa	122	\$313	\$38,180	\$49,177	-22.4%	\$38,180	\$49,177	100.0%	60	49
Edkey - Pathfinder Academy		114	\$328	\$37,340	\$28,000	33.4%	\$27,187	\$13,064	72.8%	61	74
Leading Edge Academy	Maricopa	157	\$237	\$37,187	\$34,670	7.3%	\$37,187	\$34,670	100.0%	62	58
Basis School - Flagstaff	Coconino	130	\$283	\$36,762	\$49,155	-25.2%	\$121,286	\$116,294	329.9%	63	50
Basis School - Oro Valley	Pima	122	\$299	\$36,459	\$32,612	11.8%	\$9,956	\$14,829	27.3%	64	62
Math and Science Success Academy	Pima	437	\$79	\$34,348	\$16,476	108.5%	\$27,342	\$14,654	79.6%	65	103
Sage Academy	Maricopa	144	\$234	\$33,698	\$28,907	16.6%	\$1,169	\$12,988	3.5%	66	72
Montessori Education Centre Charter School	Maricopa	102	\$326	\$33,287	\$17,614	89.0%	\$35,444	\$23,391	106.5%	67	97
Basis School - Tucson North	Pima	113	\$289	\$32,689	\$59,330	-44.9%	\$22,482	\$25,742	68.8%	68	38
Daisy Education - Sonoran Science Academy		76	\$403	\$30,626	\$30,209	1.4%	\$30,626	\$30,209	100.0%	69	68
Mountain School, Inc.	Coconino	116	\$252	\$29,175	\$30,150	-3.2%	\$29,175	\$50,743	100.0%	70	69
Scottsdale Country Day School	Maricopa	81	\$347	\$28,100	\$14,088	99.5%	\$4,747	\$9,982	16.9%	71	114
Basis School - Scottsdale Primary	Maricopa	69	\$404	\$27,893	\$22,836	22.1%	\$282,470	\$278,301	1012.7%	72	79
Masada Charter School	Mohave	70	\$397	\$27,788	\$18,382	51.2%	\$11,717	\$6,214	42.2%	73	92
Challenge School, Inc.	Maricopa	189	\$144	\$27,225	\$30,826	-11.7%	\$27,225	\$22,351	100.0%	74	67
Basis School - Oro Valley Primary	Pima	77	\$337	\$25,943	\$19,182	35.2%	\$170,751	\$197,482	658.2%	75	90
Choice Academies	Maricopa	127	\$203	\$25,837	\$22,569	14.5%	\$33,860	\$21,072	131.1%	76	80
Noah Webster Basic School-Mesa	Maricopa	119	\$201	\$23,972	\$14,065	70.4%	\$23,972	\$14,065	100.0%	77	115
Vista College Preparatory, Inc.	Maricopa	70	\$339	\$23,700	\$27,954	-15.2%	\$23,700	\$3,553	100.0%	78	75
Basis School - Ahwatukee	Maricopa	76	\$309	\$23,491	\$27,709	-15.2%	\$46,492	\$24,379	197.9%	79	76
Imagine Middle at East Mesa	Maricopa	110	\$210	\$23,085	\$11,843	94.9%	\$28,395	\$17,555	123.0%	80	124
Academy of Tucson, Inc.	Pima	113	\$204	\$23,020	\$21,167	8.8%	\$23,020	\$21,167	100.0%	81	81
University Public Schools - ASU Preparatory Academy Digital	Maricopa	65	\$351	\$22,835	\$9,736	134.5%	\$0	\$14,239	0.0%	82	133
Daisy Education - Sonoran Science Academy, Tucson	Pima	87	\$257	\$22,393	\$32,132	-30.3%	\$22,393	\$32,132	100.0%	83	64
Tucson Country Day School	Pima	167	\$130	\$21,711	\$33,359	-34.9%	\$21,711	\$33,359	100.0%	84	61
Arizona Montessori Charter School at Anthem	Maricopa	109	\$198	\$21,550	\$16,572	30.0%	\$6,346	\$17,050	29.4%	85	101
Basis Charter Schools	Maricopa	64	\$334	\$21,406	\$32,570	-34.3%	\$224,553	\$205,024	1049.0%	86	63
Basis School - Mesa	Maricopa	73	\$290	\$21,206	\$31,971	-33.7%	\$133,074	\$130,642	627.5%	87	65
Bright Beginnings School	Maricopa	60	\$350	\$21,000	\$17,975	16.8%	\$6,015	\$9,881	28.6%	88	94

APPENDIX II
2021 PUBLIC SCHOOL REPORT
 BY CHARTER HOLDER

Charter Holder	County	Sum of	Average Per	2021 Dollars	2020 Dollars	% Change	2021 Dollars	2020		2021 Rank	2020 Rank
		Donors	Donor	Received	Received		Spent	Spent	% of \$ Spent		
American Leadership Academy North	Maricopa	76	\$275	\$20,873	\$4,018	419.5%	\$10,911	\$4,018	52.3%	89	180
Edison Project	Maricopa	174	\$120	\$20,853	\$7,579	175.1%	\$11,098	\$12,028	53.2%	90	146
University Public Schools - ASU Prep Academy - Phoenix		97	\$214	\$20,746	\$18,772	10.5%	\$0	\$122,593	0.0%	91	91
Noah Webster Basic School-Pima	Maricopa	89	\$230	\$20,465	\$9,990	104.9%	\$20,465	\$9,990	100.0%	92	132
Legacy Traditional Charter School - Chandler	Maricopa	61	\$325	\$19,813	\$31,545	-37.2%	\$19,813	\$31,545	100.0%	93	66
Mohave Accelerated Learning Center	Mohave	68	\$290	\$19,750	\$400	4837.5%	\$19,750	\$7,475	100.0%	94	286
Santa Cruz Valley Opportunities in Education	Santa Cruz	57	\$343	\$19,545	\$13,125	48.9%	\$0	\$7,821	0.0%	95	120
Reid Traditional Schools' Valley Academy	Maricopa	58	\$335	\$19,429	\$17,726	9.6%	\$20,179	\$16,976	103.9%	96	96
Legacy Traditional School - Surprise	Maricopa	61	\$318	\$19,404	\$20,077	-3.4%	\$19,404	\$20,077	100.0%	97	87
Montessori Schoolhouse of Tucson, Inc.	Pima	77	\$251	\$19,350	\$20,950	-7.6%	\$11,150	\$9,310	57.6%	98	82
Haven Montessori Children's House	Coconino	49	\$384	\$18,824	\$13,382	40.7%	\$17,000	\$11,205	90.3%	99	118
Success School	Maricopa	65	\$286	\$18,610		100.0%	\$18,610		100.0%	100	312
Legacy Traditional School - Gilbert	Maricopa	55	\$337	\$18,562	\$15,142	22.6%	\$18,562	\$15,142	100.0%	101	110
Ball Charter Schools - Val Vista	Maricopa	83	\$219	\$18,140	\$19,715	-8.0%	\$18,140	\$19,715	100.0%	102	89
Mary Ellen Halvorson Education Foundation - Tri-City College Prep High Sc Yavapai		55	\$318	\$17,517	\$24,218	-27.7%	\$13,068	\$12,186	74.6%	103	78
Empower College Prep	Maricopa	44	\$388	\$17,061	\$8,942	90.8%	\$17,061	\$3,442	100.0%	104	139
Valley of the Sun Waldorf Education Association-Desert Marigold School	Maricopa	62	\$265	\$16,437	\$16,918	-2.8%	\$23,526	\$8,829	143.1%	105	99
Ball Charter Schools - Dobson	Maricopa	58	\$281	\$16,300	\$15,972	2.1%	\$16,300	\$15,972	100.0%	106	107
Skyview School, Inc.	Yavapai	100	\$161	\$16,067	\$5,735	180.2%	\$23,629	\$35,964	147.1%	107	158
Desert Star Community School	Yavapai	52	\$305	\$15,865	\$9,270	71.1%	\$3,924	\$90	24.7%	108	136
Heritage Academy Laveen	Maricopa	61	\$260	\$15,856	\$9,223	71.9%	\$15,856	\$9,223	100.0%	109	137
Basis School - Chandler Primary North Campus	Maricopa	47	\$322	\$15,154	\$20,876	-27.4%	\$236,079	\$213,474	1557.9%	110	83
Basis School - Chandler Primary South Campus	Maricopa	47	\$321	\$15,071	\$20,708	-27.2%	\$172,565	\$147,376	1145.0%	111	84
Basis School - Phoenix Central	Maricopa	60	\$244	\$14,624	\$10,960	33.4%	\$154,316	\$202,815	1055.2%	112	127
Legacy Traditional School - Glendale	Maricopa	44	\$332	\$14,600	\$14,916	-2.1%	\$14,600	\$14,916	100.0%	113	111
Flagstaff Montessori, LLC	Coconino	40	\$362	\$14,488	\$11,328	27.9%	\$4,632	\$4,975	32.0%	114	125
Basis School - Scottsdale Primary - West Campus	Maricopa	39	\$370	\$14,439	\$17,795	-18.9%	\$180,054	\$151,920	1247.0%	115	95
New Learning Ventures INC	Maricopa	27	\$534	\$14,422	\$14,540	-0.8%	\$14,422	\$14,540	100.0%	116	112
Basis School - Goodyear	Maricopa	46	\$311	\$14,300	\$15,575	-8.2%	\$8,412	\$8,282	58.8%	117	108
Satori, Inc.	Pima	46	\$306	\$14,063	\$17,440	-19.4%	\$27,268	\$40,370	193.9%	118	98
Pointe Educational Services	Maricopa	52	\$258	\$13,400	\$6,420	108.7%	\$13,400	\$6,420	100.0%	119	153
Mesa Arts Academy	Maricopa	63	\$212	\$13,378	\$20,172	-33.7%	\$13,378	\$20,172	100.0%	120	86
New School for the Arts	Maricopa	45	\$294	\$13,250	\$13,400	-1.1%	\$13,250	\$13,400	100.0%	121	117
Franklin Phonetic Primary School, Inc.		40	\$331	\$13,223	\$27,170	-51.3%	\$13,223	\$31,496	100.0%	122	77
Blue Adobe Project	Pima	43	\$295	\$12,676	\$14,200	-10.7%	\$1,000	\$704	7.9%	123	113
Freedom Academy, Inc	Maricopa	33	\$366	\$12,088	\$12,582	-3.9%	\$0	\$1,551	0.0%	124	123
Genesis Program, Inc.	Maricopa	31	\$364	\$11,270		100.0%	\$264		2.3%	125	312
Edkey - Sequoia Ranch School	Maricopa	35	\$321	\$11,240	\$8,850	27.0%	\$0	\$0	0.0%	126	141
Legacy Traditional Charter School - Peoria	Maricopa	35	\$316	\$11,076	\$15,491	-28.5%	\$11,076	\$15,491	100.0%	127	109
Pine Forest Education Association	Coconino	33	\$333	\$11,000	\$16,750	-34.3%	\$2,215	\$4,592	20.1%	128	100
Imagine Preparatory Surprise	Maricopa	40	\$272	\$10,892	\$3,448	215.9%	\$10,892	\$3,448	100.0%	129	191
Leading Edge Academy Queen Creek	Maricopa	79	\$137	\$10,852	\$4,649	133.4%	\$10,852	\$4,649	100.0%	130	176
Challenger Basic School, Inc.	Maricopa	39	\$271	\$10,561	\$16,092	-34.4%	\$940	\$4,839	8.9%	131	106
Carden of Tucson	Pima	32	\$326	\$10,433	\$7,400	41.0%	\$10,433	\$6,000	100.0%	132	148
Legacy Traditional Charter School - Queen Creek	Maricopa	33	\$314	\$10,355	\$13,325	-22.3%	\$10,355	\$13,325	100.0%	133	119

APPENDIX II
2021 PUBLIC SCHOOL REPORT
 BY CHARTER HOLDER

Charter Holder	County	Sum of Donors	Average Per Donor	2021 Dollars Received	2020 Dollars Received	% Change	2020 Dollars			2021 Rank	2020 Rank
							Spent	Spent	% of \$ Spent		
Desert Sky Community School	Pima	32	\$313	\$10,003	\$6,400	56.3%	\$22,601	\$0	225.9%	134	154
Espiritu Community Development Corporation	Maricopa	11	\$902	\$9,921	\$2,002	395.6%	\$9,921	\$4,400	100.0%	135	212
Metropolitan Arts Institute	Maricopa	32	\$303	\$9,711	\$12,841	-24.4%	\$4,329	\$7,400	44.6%	136	122
Legacy Traditional School - Avondale	Maricopa	25	\$382	\$9,550	\$11,207	-14.8%	\$9,550	\$11,207	100.0%	137	126
Nosotros Academy	Pima	29	\$324	\$9,382	\$10,385	-9.7%	\$9,382	\$10,385	100.0%	138	130
Legacy Traditional School - West Surprise	Maricopa	29	\$312	\$9,060	\$3,980	127.6%	\$9,060	\$3,980	100.0%	139	181
Edkey - Arizona Conservatory for Arts & Academics	Maricopa	26	\$346	\$9,005	\$5,392	67.0%	\$1,081	\$1,860	12.0%	140	162
Presidio School - Tucson	Pima	28	\$319	\$8,933	\$10,179	-12.2%	\$1,093	\$13,941	12.2%	141	131
The Grande Innovation Academy	Pinal	27	\$330	\$8,900	\$9,546	-6.8%	\$8,900	\$9,546	100.0%	142	135
Legacy Traditional Charter School - N Chandler	Maricopa	50	\$178	\$8,883	\$9,003	-1.3%	\$8,883	\$9,003	100.0%	143	138
Reid Traditional Schools' Painted Rock Academy	Maricopa	25	\$352	\$8,808	\$7,420	18.7%	\$9,259	\$6,970	105.1%	144	147
Stepping Stones Academy	Maricopa	25	\$343	\$8,570	\$6,850	25.1%	\$8,570	\$6,850	100.0%	145	151
Cochise Community Development Corporation	Cochise	29	\$288	\$8,350	\$2,780	200.4%	\$8,350	\$2,780	100.0%	146	198
Basis School - Phoenix South	Maricopa	24	\$346	\$8,293	\$5,100	62.6%	\$151,506	\$150,752	1826.9%	147	168
PORTABLE PRACTICAL EDUCATIONAL PREPARATION and INC. (PPEP and INC.)		56	\$142	\$7,966	\$6,501	22.5%	\$50	\$2,059	0.6%	148	152
La Tierra Community School	Yavapai	27	\$289	\$7,800	\$5,200	50.0%	\$5,263	\$15,069	67.5%	149	165
Crown Charter School, Inc.	Maricopa	35	\$221	\$7,750	\$3,650	112.3%	\$7,750	\$3,650	100.0%	150	188
American Leadership Academy South	Maricopa	23	\$333	\$7,663	\$4,950	54.8%	\$3,430	\$4,950	44.8%	151	170
Legacy Traditional School - East Mesa	Maricopa	25	\$304	\$7,612	\$16,320	-53.4%	\$7,612	\$16,320	100.0%	152	105
Telesis Center for Learning	Mohave	30	\$253	\$7,591	\$8,262	-8.1%	\$7,591	\$6,499	100.0%	153	143
Kaizen Education Foundation - Mission Heights Preparatory High School	Pinal	24	\$286	\$6,875	\$9,700	-29.1%	\$264	\$7,877	3.8%	154	134
Young Scholar's Academy Charter School	Mohave	20	\$337	\$6,744	\$1,550	335.1%	\$6,744	\$1,550	100.0%	155	226
Edge School, The	Pima	17	\$394	\$6,700	\$8,900	-24.7%	\$20,901	\$3,744	312.0%	156	140
Legacy Traditional Charter School - Maricopa	Pinal	18	\$363	\$6,542	\$6,100	7.2%	\$6,542	\$6,100	100.0%	157	155
Concordia Charter School, Inc.	Maricopa	18	\$361	\$6,500	\$5,200	25.0%	\$6,500	\$5,200	100.0%	158	165
Compass Points International	Yavapai	21	\$302	\$6,350	\$5,050	25.7%	\$7,930	\$5,728	124.9%	159	169
CAFA - Learning Foundation and Performing Arts Gilbert	Maricopa	23	\$269	\$6,180	\$3,200	93.1%	\$6,180	\$3,200	100.0%	160	195
Ball Charter Schools - Hearn	Maricopa	27	\$227	\$6,120	\$10,417	-41.2%	\$6,120	\$10,417	100.0%	161	129
Cambridge Academy East, Inc	Maricopa	23	\$259	\$5,951	\$8,500	-30.0%	\$4,476	\$1,050	75.2%	162	142
Legacy Traditional Charter School - Casa Grande	Pinal	17	\$346	\$5,875	\$4,700	25.0%	\$5,875	\$4,700	100.0%	163	173
Happy Valley School, Inc	Maricopa	15	\$373	\$5,600	\$8,228	-31.9%	\$5,600	\$3,754	100.0%	164	144
Imagine Preparatory Coolidge	Pinal	20	\$276	\$5,520	\$0	100.0%	\$5,520	\$0	100.0%	165	312
Kaizen Education Foundation - Havasu Preparatory Academy	Mohave	22	\$250	\$5,507	\$2,650	107.8%	\$0	\$0	0.0%	166	199
Heritage Academy Maricopa	Maricopa	44	\$117	\$5,144	\$19,875	-74.1%	\$5,144	\$19,875	100.0%	167	88
East Mesa Charter Elementary School	Maricopa	15	\$340	\$5,100	\$3,906	30.6%	\$0	\$405	0.0%	168	184
Legacy Traditional School - Phoenix	Maricopa	18	\$283	\$5,091	\$4,074	25.0%	\$5,091	\$4,074	100.0%	169	179
Edkey - Sequoia Choice Schools		15	\$336	\$5,040	\$3,700	36.2%	\$2,674	\$722	53.1%	170	187
Accelerated Elementary and Secondary Schools	Pima	19	\$264	\$5,007		100.0%	\$5,007		100.0%	171	312
Blueprint Education	Maricopa	17	\$285	\$4,840	\$2,200	120.0%	\$4,840	\$1,200	100.0%	172	209
Basis School - Peoria Primary	Maricopa	26	\$185	\$4,819	\$16,567	-70.9%	\$208,327	\$202,687	4323.0%	173	102
Mountain Oak Charter School, Inc.	Yavapai	15	\$313	\$4,701	\$4,850	-3.1%	\$15,405	\$5,068	327.7%	174	171
Acorn Montessori Charter School	Yavapai	16	\$294	\$4,700	\$3,338	40.8%	\$4,700	\$3,338	100.0%	175	192
Twenty First Century Charter School - Bennett Academy	Maricopa	15	\$306	\$4,589	\$3,784	21.3%	\$4,589	\$3,784	100.0%	176	186
Great Expectations Academy	Pima	15	\$292	\$4,377	\$5,600	-21.8%	\$5,977	\$4,000	136.6%	177	160
Tucson International Academy, Inc.	Pima	12	\$352	\$4,227	\$5,811	-27.3%	\$0	\$810	0.0%	178	157

APPENDIX II
2021 PUBLIC SCHOOL REPORT
 BY CHARTER HOLDER

Charter Holder	County	Sum of Donors	Average Per Donor	2021 Dollars	2020 Dollars	% Change	2021 Dollars	2020 Dollars		2021 Rank	2020 Rank
				Received	Received		Spent	Spent	% of \$ Spent		
Liberty Leadership Academy	Yavapai	13	\$319	\$4,150	\$0	100.0%	\$4,150	\$0	100.0%	179	312
A+Charter Schools	Pinal	12	\$342	\$4,100		100.0%	\$4,042		98.6%	180	312
Edkey - Sequoia Charter School	Maricopa	15	\$267	\$4,000	\$1,200	233.3%	\$526	\$2,416	13.1%	181	240
Mingus Springs Charter School	Yavapai	18	\$220	\$3,955	\$4,700	-15.9%	\$4,466	\$0	112.9%	182	173
Research Based Education - Paulden Community School	Maricopa	10	\$390	\$3,900	\$5,260	-25.9%	\$1,302	\$797	33.4%	183	164
Imagine Middle at Surprise	Maricopa	16	\$243	\$3,885	\$725	435.9%	\$3,885	\$725	100.0%	184	272
Highland Prep	Maricopa	11	\$345	\$3,800	\$2,400	58.3%	\$3,800	\$2,400	100.0%	185	204
Imagine Preparatory Superstition	Maricopa	11	\$334	\$3,675	\$1,406	161.4%	\$3,675	\$1,030	100.0%	186	233
Kaizen Education Foundation - Liberty Arts Academy	Maricopa	17	\$214	\$3,635	\$3,932	-7.6%	\$5,361	\$331	147.5%	187	183
Discovery Plus Academy	Graham	4	\$908	\$3,630	\$1,232	194.6%	\$932	\$880	25.7%	188	239
Triumphant Learning Center	Graham	9	\$400	\$3,600	\$1,859	93.7%	\$600	\$13,463	16.7%	189	216
New World Educational Center	Maricopa	7	\$508	\$3,554	\$2,555	39.1%	\$0	\$3,493	0.0%	190	200
Daisy Education - Sonoran Science Academy, Phoenix	Maricopa	5	\$704	\$3,520	\$1,200	193.3%	\$3,520	\$1,200	100.0%	191	240
The French American Academy of Arizona	Maricopa	11	\$318	\$3,500	\$3,275	6.9%	\$0	\$225	0.0%	192	194
Fit Kids - Champion Schools	Maricopa	15	\$233	\$3,495	\$600	482.5%	\$3,495	\$600	100.0%	193	275
Edkey - Sequoia Pathway Academy	Maricopa	13	\$258	\$3,350	\$1,960	70.9%	\$3,112	\$3,018	92.9%	194	215
Center for Academic Success	Cochise	25	\$132	\$3,300	\$5,191	-36.4%	\$4,201	\$4,769	127.3%	195	167
Aprender Tucson	Pima	10	\$320	\$3,200	\$1,500	113.3%	\$3,200	\$1,500	100.0%	196	229
Arizona Language Preparatory	Maricopa	8	\$400	\$3,200	\$8,000	-60.0%	\$12,075	\$2,137	377.3%	196	145
Painted Desert Demonstration Projects, Inc.	Coconino	13	\$246	\$3,200	\$3,080	3.9%	\$3,200	\$3,080	100.0%	196	196
Highland Free School	Pima	9	\$356	\$3,200	\$3,500	-8.6%	\$3,200	\$3,500	100.0%	196	190
Legacy Traditional Charter School - Laveen	Maricopa	8	\$375	\$3,000	\$4,450	-32.6%	\$3,000	\$4,450	100.0%	200	177
American Heritage Academy	Yavapai	11	\$273	\$3,000	\$2,230	34.5%	\$526	\$224	17.5%	200	208
Estrella Educational Foundation	Maricopa	9	\$327	\$2,942	\$1,600	83.9%	\$0	\$0	0.0%	202	224
Destiny School, Inc.	Gila	8	\$345	\$2,761	\$2,446	12.9%	\$2,586	\$1,315	93.6%	203	203
Daisy Education - Sonoran Science Academy, Peoria	Maricopa	9	\$300	\$2,700	\$4,805	-43.8%	\$2,700	\$4,805	100.0%	204	172
Kaizen Education Foundation - Gilbert Arts Public Charter Academy	Maricopa	13	\$202	\$2,631	\$2,330	12.9%	\$2,530	\$0	96.2%	205	207
Gem Charter School	Maricopa	7	\$371	\$2,600	\$500	420.0%	\$2,600	\$500	100.0%	206	284
AZ Compass Schools	Maricopa	13	\$194	\$2,520	\$1,710	47.4%	\$2,520	\$1,710	100.0%	207	221
Prescott Valley Charter School	Yavapai	7	\$359	\$2,515	\$1,500	67.7%	\$2,515	\$1,500	100.0%	208	229
Patagonia Montessori Elementary School	Santa Cruz	7	\$357	\$2,500	\$1,700	47.1%	\$2,500	\$1,700	100.0%	209	222
Ha:San Education Services	Pima	8	\$313	\$2,500	\$4,650	-46.2%	\$2,265	\$4,650	90.6%	209	175
Juniper Tree Academy	Yuma	7	\$357	\$2,500	\$1,200	108.3%	\$945	\$0	37.8%	209	240
Institute for Transformative Education	Pima	10	\$246	\$2,458		100.0%	\$0		0.0%	212	312
Science Technology Engineering and Math Arizona	Pima	6	\$400	\$2,400	\$1,475	62.7%	\$0	\$0	0.0%	213	231
Collaborative Pathways, Inc.	Pima	6	\$400	\$2,400	\$2,500	-4.0%	\$2,346	\$7,315	97.8%	213	201
Madison Highland Prep	Maricopa	10	\$240	\$2,400	\$1,800	33.3%	\$2,400	\$1,800	100.0%	213	218
Happy Valley School East	Pinal	7	\$343	\$2,400	\$2,500	-4.0%	\$2,400	\$2,500	100.0%	213	201
Midtown Primary School	Maricopa	15	\$158	\$2,372	\$2,400	-1.2%	\$2,372	\$4,344	100.0%	217	204
Leading Edge Academy Maricopa	Pinal	10	\$221	\$2,213	\$1,200	84.4%	\$2,213	\$1,200	100.0%	218	240
Casa Academy	Maricopa	4	\$550	\$2,200	\$7,075	-68.9%	\$2,200	\$7,075	100.0%	219	150
Painted Pony Ranch Charter School	Yavapai	6	\$333	\$2,000	\$3,550	-43.7%	\$5,550	\$3,550	277.5%	220	189
Academy of Building Industries	Mohave	8	\$250	\$2,000	\$5,642	-64.6%	\$2,000	\$5,642	100.0%	220	159
Imagine Desert West Middle	Maricopa	5	\$360	\$1,800	\$1,800	0.0%	\$1,800	\$1,570	100.0%	222	218
Victory Collegiate Academy Corporation	Maricopa	7	\$257	\$1,800	\$2,850	-36.8%	\$1,800	\$2,850	100.0%	222	197

APPENDIX II
2021 PUBLIC SCHOOL REPORT
 BY CHARTER HOLDER

Charter Holder	County	Sum of Donors	Average Per Donor	2021 Dollars Received	2020 Dollars Received	% Change	2020 Dollars			2021 Rank	2020 Rank
							Spent	Spent	% of \$ Spent		
American Charter Schools Foundation (Sun Valley High School)	Maricopa	4	\$440	\$1,760	\$1,510	16.6%	\$598	\$0	34.0%	224	228
Camelback Education	Maricopa	4	\$400	\$1,600	\$800	100.0%	\$1,600	\$800	100.0%	225	258
StrengthBuilding Partners	Pima	4	\$400	\$1,600	\$1,200	33.3%	\$1,600	\$1,253	100.0%	225	240
Mexicayotl Academy, Inc.		5	\$300	\$1,500	\$3,945	-62.0%	\$0	\$0	0.0%	227	182
All Aboard Charter School	Maricopa	5	\$300	\$1,500	\$1,801	-16.7%	\$0	\$0	0.0%	227	217
Country Gardens Charter Schools	Maricopa	5	\$300	\$1,500	\$5,595	-73.2%	\$1,500	\$5,595	100.0%	227	161
PLC Charter Schools	Maricopa	4	\$372	\$1,487	\$2,168	-31.4%	\$4,143	\$4,360	278.6%	230	210
Legacy Traditional School - Mesa	Maricopa	5	\$286	\$1,430		100.0%	\$1,430		100.0%	231	312
Mohave Accelerated Elementary School	Mohave	5	\$280	\$1,400	\$800	75.0%	\$1,400	\$800	100.0%	232	258
American Charter Schools Foundation d.b.a Crestview College Preparator	Maricopa	4	\$350	\$1,400	\$1,400	0.0%	\$0	\$0	0.0%	232	234
Cornerstone Charter School	Maricopa	4	\$350	\$1,400	\$1,400	0.0%	\$0	\$263	0.0%	232	234
American Charter Schools Foundation d.b.a Desert Hills High School	Maricopa	4	\$350	\$1,400	\$600	133.3%	\$0	\$0	0.0%	232	275
Excalibur Charter School	Maricopa	4	\$338	\$1,350	\$550	145.5%	\$1,350	\$0	100.0%	236	282
Morrison Education Group, Inc.	Maricopa	4	\$329	\$1,314	\$1,200	9.5%	\$1,314	\$1,200	100.0%	237	240
Basis School - Goodyear Primary	Maricopa	9	\$133	\$1,200	\$1,043	15.1%	\$152,198	\$133,405	12683.2%	238	250
American Charter Schools Foundation d.b.a South Ridge High School	Maricopa	3	\$400	\$1,200	\$1,100	9.1%	\$0	\$1,050	0.0%	238	249
Imagine Avondale Elementary	Maricopa	2	\$600	\$1,200	\$1,400	-14.3%	\$1,200	\$1,400	100.0%	238	234
Legacy Traditional School - Goodyear	Maricopa	3	\$400	\$1,200	\$600	100.0%	\$1,200	\$600	100.0%	238	275
Peak School, The	Coconino	3	\$400	\$1,200	\$4,200	-71.4%	\$753	\$463	62.7%	238	178
Vector School District - Vector Prep and Arts Academy	Maricopa	5	\$240	\$1,200	\$2,000	-40.0%	\$1,200	\$2,000	100.0%	238	213
Tucson Youth Development - ACE Charter High School	Pima	3	\$400	\$1,200	\$2,400	-50.0%	\$0	\$2,400	0.0%	238	204
American Charter Schools Foundation d.b.a Alta Vista High School	Pima	5	\$240	\$1,200	\$750	60.0%	\$90	\$0	7.5%	238	270
Legacy Traditional Charter School - Deer Valley	Maricopa	3	\$400	\$1,200		100.0%	\$1,200		100.0%	238	312
Harvest Power Community Development Group, Inc		6	\$188	\$1,130	\$1,380	-18.1%	\$1,130	\$1,380	100.0%	247	238
South Valley Academy, Inc.	Maricopa	5	\$220	\$1,102	\$745	47.9%	\$1,102	\$745	100.0%	248	271
New Horizon School for the Performing Arts	Maricopa	4	\$267	\$1,068	\$170	528.2%	\$1,068	\$170	100.0%	249	309
Eastpointe High School	Pima	8	\$132	\$1,055	\$0	100.0%	\$1,055	\$0	100.0%	250	312
Skyline Schools, Inc.	Maricopa	4	\$263	\$1,050	\$350	200.0%	\$1,050	\$300	100.0%	251	298
South Phoenix Academy, Inc.	Maricopa	4	\$250	\$1,000	\$799	25.2%	\$1,000	\$799	100.0%	252	269
Kaizen Education Foundation - El Dorado High School	Maricopa	4	\$250	\$1,000	\$800	25.0%	\$0	\$0	0.0%	252	258
Phoenix Advantage Charter School	Maricopa	3	\$333	\$1,000	\$1,800	-44.4%	\$1,000	\$0	100.0%	252	218
Career Success Schools	Maricopa	5	\$200	\$999	\$1,600	-37.6%	\$244	\$1,283	24.4%	255	224
Tucson Preparatory School	Pima	5	\$180	\$900		100.0%	\$900		100.0%	256	312
Legacy Traditional School - North Phoenix	Maricopa	3	\$273	\$818	\$200	309.0%	\$818	\$200	100.0%	257	301
Step Up Schools	Maricopa	2	\$400	\$800	\$3,800	-78.9%	\$1,285	\$4,106	160.6%	258	185
Imagine Charter Elementary at Desert West	Maricopa	2	\$400	\$800	\$0	100.0%	\$400	\$0	50.0%	258	312
American Charter Schools Foundation (West Phoenix High School)	Maricopa	3	\$267	\$800	\$600	33.3%	\$0	\$0	0.0%	258	275
American Basic Schools	Maricopa	2	\$400	\$800	\$1,200	-33.3%	\$800	\$1,200	100.0%	258	240
Southgate Academy	Pima	2	\$400	\$800	\$800	0.0%	\$800	\$800	100.0%	258	258
American Charter Schools Foundation d.b.a Apache Trail High School	Maricopa	2	\$400	\$800	\$1,400	-42.9%	\$0	\$0	0.0%	258	234
Edkey - Sequoia School for the Deaf and Hard of Hearing		2	\$400	\$800	\$800	0.0%	\$136	\$0	17.0%	258	258
Calibre Academy	Maricopa	4	\$195	\$780		100.0%	\$780		100.0%	265	312
Open Doors Community School	Pima	6	\$123	\$740	\$6,060	-87.8%	\$1,000	\$5,753	135.1%	266	156
Pathfinder Charter School Foundation	Maricopa	2	\$325	\$650	\$0	100.0%	\$0	\$0	0.0%	267	312
PACE Preparatory Academy	Yavapai	2	\$300	\$600	\$0	100.0%	\$600	\$0	100.0%	268	312

APPENDIX II
2021 PUBLIC SCHOOL REPORT
 BY CHARTER HOLDER

Charter Holder	County	Sum of Donors	Average Per Donor	2021 Dollars Received	2020 Dollars Received	% Change	2020 Dollars				2021 Rank	2020 Rank
							Spent	Spent	% of \$ Spent	% of \$ Spent		
Skyline Gila River Schools	Maricopa	2	\$300	\$600	\$600	0.0%	\$600	\$600	100.0%		268	275
Kaizen Education Foundation - Maya High School	Maricopa	1	\$600	\$600	\$527	13.9%	\$0	\$0	0.0%		268	283
Kaizen Education Foundation - Summit High School	Maricopa	2	\$300	\$600	\$820	-26.8%	\$264	\$0	44.0%		268	257
Pensar Academy	Maricopa	2	\$300	\$600	\$500	20.0%	\$600	\$500	100.0%		268	284
Edkey - Sequoia Village School	Navajo	2	\$300	\$600	\$865	-30.6%	\$3,482	\$580	580.3%		268	256
Kaizen Educaton Foundation - Discover U Elementary	Maricopa	2	\$275	\$550	\$2,100	-73.8%	\$0	\$607	0.0%		274	211
West Valley Arts and Technology Academy	Maricopa	1	\$525	\$525	\$400	31.3%	\$525	\$0	100.0%		275	286
Cortez Park Charter Middle School	Maricopa	2	\$227	\$453	\$600	-24.5%	\$0	\$200	0.0%		276	275
CPLC Community Schools-Hiaki High School	Pima	3	\$150	\$450	\$250	80.0%	\$450	\$250	100.0%		277	300
Phoenix School of Academic Excellence	Maricopa	4	\$103	\$410	\$400	2.5%	\$5,315	\$109	1296.4%		278	286
Edkey - Redwood Academy	Maricopa	2	\$200	\$400	\$700	-42.9%	\$100	\$399	25.0%		279	273
Career Development, Inc.	Navajo	1	\$400	\$400	\$0	100.0%	\$314	\$280	78.6%		279	312
Legacy Education Group	Maricopa	1	\$400	\$400	\$0	100.0%	\$400	\$885	100.0%		279	312
GAR - Student Choice High School	Maricopa	1	\$400	\$400	\$400	0.0%	\$400	\$400	100.0%		279	286
Victory High School	Maricopa	1	\$400	\$400	\$400	0.0%	\$0	\$1,980	0.0%		279	286
Liberty High School	Gila	1	\$400	\$400	\$0	100.0%	\$198	\$0	49.6%		279	312
Integrity Education Incorporated	Maricopa	1	\$400	\$400	\$400	0.0%	\$0	\$400	0.0%		279	286
West Gilbert Charter Elementary School	Maricopa	2	\$200	\$400	\$0	100.0%	\$400	\$0	100.0%		279	312
Salt River Pima-Maricopa Community Schools	Maricopa	1	\$400	\$400	\$0	100.0%	\$0	\$0	0.0%		279	312
Milestones Charter School	Maricopa	1	\$400	\$400	\$0	100.0%	\$400	\$0	100.0%		279	312
Academy Del Sol, Inc	Pima	1	\$400	\$400	\$0	100.0%	\$400	\$0	100.0%		279	312
EAGLE College Prep Harmony	Maricopa	1	\$400	\$400	\$0	100.0%	\$400	\$0	100.0%		279	312
Shonto Governing Board of Education	Navajo	1	\$356	\$356		100.0%	\$40,413		11352.0%		291	312
Academy with Community Partners Inc	Maricopa	2	\$150	\$300	\$200	50.0%	\$2,000	\$995	666.7%		292	301
Kaizen Education Foundation - Advance U	Maricopa	1	\$300	\$300	\$100	200.0%	\$142	\$0	47.3%		292	311
EAGLE South Mountain Charter	Maricopa	1	\$225	\$225	\$1,200	-81.3%	\$225	\$1,200	100.0%		294	240
Acclaim Charter School	Maricopa	1	\$200	\$200	\$200	0.0%	\$0	\$200	0.0%		295	301
Premier Charter High School	Maricopa	1	\$200	\$200	\$400	-50.0%	\$200	\$400	100.0%		295	286
Kaizen Education Foundation - South Pointe Junior High School	Maricopa	1	\$200	\$200	\$1,000	-80.0%	\$0	\$0	0.0%		295	251
New Horizon High School INC	Maricopa	1	\$200	\$200		100.0%	\$0		0.0%		295	312
Copper State Academy	Maricopa	1	\$200	\$200		100.0%	\$0		0.0%		295	312
Pillar Charter School	Maricopa	1	\$115	\$115	\$105	9.5%	\$0	\$0	0.0%		300	310
Kaizen Education Foundation - Vista Grove Preparatory Academy Element	Maricopa	1	\$100	\$100	\$0	100.0%	\$0	\$0	0.0%		301	312
American Charter Schools Foundation d.b.a Peoria Accelerated High Scho	Maricopa	1	\$56	\$56	\$0	100.0%	\$0	\$0	0.0%		302	312
CPLC Community Schools-Toltecali High School	Pima	1	\$50	\$50	\$1,000	-95.0%	\$50	\$1,000	100.0%		303	251
Little Lamb Community School	Maricopa	117	\$0	\$41	\$67,083	-99.9%	\$41,350	\$67,009	100853.7%		304	29
East Valley Academy	Maricopa		\$0			0.0%			0.0%		305	312
Canyon Rose Academy	Pima	0	\$0	\$0	\$0	0.0%	\$0	\$0	0.0%		305	312
Intelli-School - Paradise Valley	Maricopa	0	\$0	\$0	\$0	0.0%	\$0	\$0	0.0%		305	312
Phoenix Education Management	Maricopa	0	\$0	\$0	\$0	0.0%	\$0	\$0	0.0%		305	312
Freedom Prep Academy	Maricopa	0	\$0	\$0	\$0	0.0%	\$0	\$0	0.0%		305	312
Cholla Academy	Maricopa	0	\$0	\$0	\$0	0.0%	\$0	\$0	0.0%		305	312
CAFA - Learning Foundation Performing Arts School	Maricopa	0	\$0	\$0	\$0	0.0%	\$0	\$0	0.0%		305	312
Akimel O'Otham Pee Posh Charter School	Pinal		\$0		\$400	-100.0%		\$400	0.0%		305	286
The Charter Foundation, Inc.			\$0			0.0%			0.0%		305	312

APPENDIX II
2021 PUBLIC SCHOOL REPORT
 BY CHARTER HOLDER

Charter Holder	County	Sum of	Average Per	2021 Dollars	2020 Dollars		2021 Dollars	2020		2021 Rank	2020 Rank
		Donors	Donor	Received	Received	% Change	Spent	Dollars Spent	% of \$ Spent		
Pima Rose Academy	Pima	0	\$0	\$0	\$0	0.0%	\$0	\$0	0.0%	305	312
Educational Models for Learning INC	Maricopa		\$0		\$0	0.0%		\$0	0.0%	305	312
Accelerated Learning Center, Inc.	Maricopa		\$0			0.0%			0.0%	305	312
Kaizen Education Foundation	Maricopa	0	\$0	\$0	\$0	0.0%	\$0	\$0	0.0%	305	312
AIBT Non-Profit Charter High School Phoenix	Maricopa	0	\$0	\$0	\$0	0.0%	\$0	\$0	0.0%	305	312
Ombudsman Educational Services			\$0		\$0	0.0%		\$0	0.0%	305	312
AIBT Non-Profit Charter High School, Inc.	Maricopa	0	\$0	\$0	\$0	0.0%	\$0	\$0	0.0%	305	312
Phoenix Collegiate Academy High LLC	Maricopa		\$0			0.0%			0.0%	305	312
AZ-Tec High School	Yuma		\$0		\$400	-100.0%		\$400	0.0%	305	286
Ridgeline Academy, A Challenge Foundation Academy	Maricopa		\$0		\$12,995	-100.0%		\$12,995	0.0%	305	121
Pinnacle Education - Casa Grande	Pinal	0	\$0	\$0	\$0	0.0%	\$0	\$0	0.0%	305	312
Desert Rose Academy	Pima	0	\$0	\$0	\$0	0.0%	\$0	\$0	0.0%	305	312
Pinnacle Education - Kino	Santa Cruz	0	\$0	\$0	\$0	0.0%	\$0	\$0	0.0%	305	312
Portable Practical Education Preparation	Maricopa		\$0		\$0	0.0%		\$0	0.0%	305	312
Pinnacle Education - Tempe	Maricopa	0	\$0	\$0	\$0	0.0%	\$0	\$0	0.0%	305	312
Phoenix International Academy	Maricopa	0	\$0	\$0	\$0	0.0%	\$0	\$0	0.0%	305	312
Pinnacle Education - WMCB	Maricopa	0	\$0	\$0	\$0	0.0%	\$0	\$0	0.0%	305	312
Shelby School, The	Gila		\$0		\$0	0.0%		\$0	0.0%	305	312
American Charter Schools Foundation d.b.a Estrella High School	Maricopa	0	\$0	\$0	\$0	0.0%	\$0	\$0	0.0%	305	312
Maricopa Community College District - Phoenix College Preparatory Acad	Maricopa		\$0			0.0%			0.0%	305	312
Kaizen Education Foundation - Tempe Accelerated High School	Maricopa	0	\$0	\$0	\$0	0.0%	\$0	\$0	0.0%	305	312
Pima Prevention Partnership - Pima Partnership Academy	Pima		\$0			0.0%			0.0%	305	312
American Charter Schools Foundation d.b.a South Pointe High School	Maricopa	0	\$0	\$0	\$200	-100.0%	\$0	\$0	0.0%	305	301
PAS Charter School, Intelli-School	Maricopa	0	\$0	\$0	\$0	0.0%	\$0	\$0	0.0%	305	312
Park View School	Yavapai		\$0			0.0%			0.0%	305	312
Pathways In Education-Arizona, Inc.	Maricopa		\$0			0.0%			0.0%	305	312
Pan-American Elementary Charter	Maricopa	0	\$0	\$0	\$800	-100.0%	\$0	\$800	0.0%	305	258
Pima County	Pima	0	\$0	\$0	\$800	-100.0%	\$0	\$800	0.0%	305	258
Kaizen Education Foundation - Vista Grove Preparatory Academy Middle	Maricopa	0	\$0	\$0	\$0	0.0%	\$0	\$0	0.0%	305	312
Deer Valley Charter Schools	Maricopa	0	\$0	\$0	\$1,000	-100.0%	\$0	\$1,000	0.0%	305	251
American Virtual Academy	Maricopa	0	\$0	\$0	\$0	0.0%	\$0	\$0	0.0%	305	312
Rosefield Charter Elementary School	Maricopa		\$0			0.0%			0.0%	305	312
Educational Options Foundation	Maricopa	0	\$0	\$0	\$0	0.0%	\$0	\$0	0.0%	305	312
International Commerce Secondary Schools	Maricopa	0	\$0	\$0	\$0	0.0%	\$0	\$0	0.0%	305	312
EduPreneurship	Maricopa	0	\$0	\$0	\$200	-100.0%	\$0	\$0	0.0%	305	301
Montessori Day Public Schools Chartered	Maricopa		\$0		\$13,480	-100.0%		\$9,020	0.0%	305	116
Imagine Coolidge Elementary	Pinal	40	\$0	\$0	\$800	-100.0%	\$0	\$800	0.0%	305	258
Hirsch Academy A Challenge Foundation Academy	Maricopa		\$0		\$0	0.0%		\$0	0.0%	305	312
Arizona Community Development Corporation	Pima	0	\$0			0.0%			0.0%	305	312
Think Through Academy	Maricopa	0	\$0	\$0	\$400	-100.0%	\$0	\$400	0.0%	305	286
Avondale Learning dba Precision Academy	Maricopa	0	\$0	\$0	\$0	0.0%	\$0	\$0	0.0%	305	312
Mt Turnbull Academy	Graham	0	\$0	\$0	\$1,200	-100.0%	\$0	\$0	0.0%	305	240
E-Institute Charter Schools	Maricopa	0	\$0	\$0	\$0	0.0%	\$0	\$0	0.0%	305	312
Imagine Avondale Middle	Maricopa	0	\$0	\$0	\$400	-100.0%	\$0	\$400	0.0%	305	286
Employ-Ability Unlimited	Maricopa		\$0			0.0%			0.0%	305	312

APPENDIX II
2021 PUBLIC SCHOOL REPORT
 BY CHARTER HOLDER

Charter Holder	County	Sum of Donors	Average Per Donor	2021 Dollars Received	2020 Dollars Received	% Change	2020 Dollars			2021 Rank	2020 Rank
							Spent	Spent	% of \$ Spent		
(blank)	(blank)		\$0			0.0%			0.0%	305	312
Arizona Call-A-Teen Youth Resources	Maricopa		\$0			0.0%			0.0%	305	312
Yuma Private Industry Council	Yuma	0	\$0	\$0	\$800	-100.0%	\$0	\$0	0.0%	305	258
Bell Canyon Charter School, Inc.	Maricopa		\$0		\$3,300	-100.0%		\$3,864	0.0%	305	193
Maricopa Community College District - Gateway Early College HS	Maricopa		\$0			0.0%			0.0%	305	312
Arizona Connections Academy Charter School	Maricopa	0	\$0	\$0	\$600	-100.0%	\$0	\$600	0.0%	305	275
Pima Prevention Partnership - Performing Arts High School	Pima		\$0			0.0%			0.0%	305	312
CAFA - Learning Foundation and Performing Arts Alta Mesa	Maricopa	0	\$0	\$0	\$0	0.0%	\$0	\$0	0.0%	305	312
Montessori Academy, Inc.	Maricopa		\$0			0.0%			0.0%	305	312
Pathways KM Charter Schools	Yavapai		\$0			0.0%			0.0%	305	312
Imagine Superstition Middle	Maricopa	0	\$0	\$0	\$200	-100.0%	\$0	\$200	0.0%	305	301
Challenge Foundation Academies of Arizona, Inc.	Maricopa		\$0		\$900	-100.0%		\$900	0.0%	305	255
Mountain Rose Academy, Inc.	Pima	0	\$0	\$0	\$0	0.0%	\$0	\$0	0.0%	305	312
Ethos Academy-A Challenge Foundation Academy	Maricopa		\$0		\$650	-100.0%		\$650	0.0%	305	274
North Star Charter School Inc.	Maricopa	0	\$0	\$0	\$0	0.0%	\$0	\$0	0.0%	305	312
Vision Charter School	Pima		\$0			0.0%			0.0%	305	312
Painted Desert Montessori, LLC	Maricopa		\$0			0.0%			0.0%	305	312
Farm at Mission Montessori Academy, The	Maricopa	0	\$0	\$0	\$200	-100.0%	\$0	\$200	0.0%	305	301
Phoenix Collegiate Academy Elementary, LLC	Maricopa		\$0			0.0%			0.0%	305	312
Portable Practical Education Preparation, Arizona Virtual Academy	Maricopa		\$0		\$1,432	-100.0%		\$0	0.0%	305	232
Phoenix Collegiate Academy, Inc.	Maricopa		\$0			0.0%			0.0%	305	312
Create Academy	Maricopa		\$0		\$0	0.0%		\$0	0.0%	305	312
Pima Prevention Partnership	Maricopa		\$0			0.0%			0.0%	305	312
Flagstaff Arts and Leadership Academy	Coconino		\$0			0.0%			0.0%	305	312
Prescott Preparatory Academy	Yavapai	0	\$0	\$0	\$0	0.0%	\$0	\$0	0.0%	305	312
EAGLE College Prep Maryvale, LLC	Maricopa	0	\$0	\$0	\$200	-100.0%	\$0	\$200	0.0%	305	301
Self Development Academy-Phoenix	Maricopa		\$0		\$1,550	-100.0%		\$1,550	0.0%	305	226
EAGLE College Prep Mesa, LLC	Maricopa	0	\$0	\$0	\$0	0.0%	\$0	\$0	0.0%	305	312
Kaizen Education Foundation - South Pointe Elementary School	Maricopa	0	\$0	\$0	\$0	0.0%	\$0	\$0	0.0%	305	312
Vista Charter School	Maricopa	0	\$0	\$0	\$0	0.0%	\$0	\$0	0.0%	305	312
Synergy Public School, Inc.	Maricopa		\$0			0.0%			0.0%	305	312
Southern Arizona Community Academy		0	\$0	\$0	\$0	0.0%	\$0	\$0	0.0%	305	312
RSD Charter School	Maricopa	0	\$0	\$0	\$0	0.0%	\$0	\$0	0.0%	305	312
Scholars Academy Sunnyslope	Maricopa	0	\$0	\$0		0.0%	\$0		0.0%	305	312
University Public Schools - ASU Preparatory Academy	Maricopa	0	\$0		\$950	-100.0%		\$6,082	0.0%	305	254
Foothills Academy	Maricopa		\$0			0.0%			0.0%	305	312
Western School of Science and Technology - A Challenge Foundation AC	Maricopa		\$0		\$5,385	-100.0%		\$5,385	0.0%	305	163
West Gilbert Charter Middle School	Maricopa	0	\$0	\$0	\$0	0.0%	\$0	\$0	0.0%	305	312
San Tan Montessori School	Maricopa		\$0		\$56,565	-100.0%		\$56,565	0.0%	305	45
Liberty Traditional Charter School			\$0			0.0%			0.0%	305	312
Ed Ahead, Inc.	Pima		\$0			0.0%			0.0%	305	312
Lifelong Learning Research Institute	Pima		\$0			0.0%			0.0%	305	312
New School for the Arts Middle School	Maricopa	0	\$0	\$0	\$800	-100.0%	\$0	\$800	0.0%	305	258
George Gervin Youth Center, Inc	Maricopa		\$0		\$300	-100.0%		\$300	0.0%	305	299
Horizon Community Learning Center Elementary	Maricopa		\$0		\$35,564	-100.0%		\$42,163	0.0%	305	57

APPENDIX II
2021 PUBLIC SCHOOL REPORT
 BY CHARTER HOLDER

Charter Holder	County	Sum of	Average Per	2021 Dollars	2020 Dollars	% Change	2021 Dollars	2020	% of \$ Spent	2021	2020
		Donors	Donor	Received	Received		Spent	Dollars		Rank	Rank
Griffin Foundation, Inc. The	Pima	0	\$0	\$0	\$0	0.0%	\$0	\$0	0.0%	305	312
Arizona Education Solutions	Maricopa	0	\$0	\$0	\$0	0.0%	\$0	\$0	0.0%	305	312
Fountain Hills Charter School	Maricopa	0	\$0		\$1,693	-100.0%		\$1,693	0.0%	305	223
SC Jensen Corporation - Intelli-School	Maricopa	0	\$0	\$0	\$0	0.0%	\$0	\$0	0.0%	305	312
Online School of Arizona	Maricopa	0	\$0	\$0		0.0%	\$0		0.0%	305	312
Omega Alpha Academy	Cochise	0	\$0	\$0	\$0	0.0%	\$0	\$400	0.0%	305	312
Pima Prevention Partnership - Pima Partnership School	Pima		\$0		\$2,000	-100.0%		\$2,000	0.0%	305	213
Paramount Education Studies	Maricopa		\$0		\$400	-100.0%		\$400	0.0%	305	286
Friendly House Academia del Pueblo	Maricopa		\$0			0.0%			0.0%	305	312
Sedona Charter School	Yavapai		\$0		\$18,175	-100.0%		\$18,175	0.0%	305	93
Humanities and Sciences Academy of the United States, Inc.	Maricopa	0	\$0	\$0	\$0	0.0%	\$0	\$0	0.0%	305	312
Imagine Camelback Middle	Maricopa		\$0		\$0	0.0%		\$0	0.0%	305	312
Incito Schools	Maricopa	0	\$0	\$0	\$0	0.0%	\$0	\$983	0.0%	305	312
Self Development Charter School	Maricopa		\$0		\$10,920	-100.0%		\$10,920	0.0%	305	128
Innovative Humanities Education Corporation	Pima		\$0			0.0%			0.0%	305	312
Legacy Traditional School - East Tucson	Pima	0	\$0	\$0		0.0%	\$0		0.0%	305	312
Kaizen Education Foundation - Skyview High School	Pima	0	\$0	\$0	\$800	-100.0%	\$0	\$0	0.0%	305	258
James Sandoval Preparatory High School	Maricopa	0	\$0	\$0	\$0	0.0%	\$0	\$0	0.0%	305	312
Carpe Diem Collegiate High School	Yuma	0	\$0	\$0	\$0	0.0%	\$0	\$0	0.0%	305	312
Espiritu Schools	Maricopa	0	\$0	\$0	\$0	0.0%	\$0	\$0	0.0%	305	312
Imagine Charter Elementary at Camelback	Maricopa		\$0		\$0	0.0%		\$0	0.0%	305	312
Educational Impact	Pima		\$0			0.0%			0.0%	305	312
Montessori House	Maricopa		\$0			0.0%			0.0%	305	312

Note: Charter holders with no county listed have facilities in multiple counties.