


2021



Arizona Form 140PY

Part-Year Resident Personal Income Tax

This Booklet Contains:

- Form 140PY – Part-Year Resident Personal Income Tax Return
- Schedule A(PY) – Itemized Deductions
- Form 204 – Extension Request

Who must use

Arizona Form 140PY?

File a Form 140PY if you were an Arizona resident for less than 12 months during 2021.

Where's my Refund?

Check your refund status at
www.AZTaxes.gov

View your 1099-G online at AZTaxes.gov

1099-Gs will no longer be mailed; print a copy of your 1099-G online at AZTaxes.gov

Before using paper,
consider



FILE ONLINE!

Fast: Faster processing of your refund and money in your account sooner.

Accurate: Fewer errors than paper forms. Online programs make it easy to ensure you don't miss anything important.

Affordable: If you qualify, it's free.

Paperless: Help the environment by reducing the paper usage.



Pay your taxes by credit card!

American Express ♦ Visa ♦ Discover Card ♦ MasterCard

CAUTION

The federal adjusted gross income that you use on your Arizona return may not be the same as the federal adjusted gross income from your federal tax return. Also, the federal Schedule A deductions used on the Arizona return may be different from the federal Schedule A deductions taken on your federal return.

Each year, the Arizona State Legislature considers if it will adopt changes made

to the federal tax laws in the prior year. These forms assume the Legislature will adopt all federal law changes made after January 1, 2021. If you use the amounts from your 2021 federal tax return to complete your Arizona return and the Legislature does not adopt the 2021 federal changes, you may have to amend your return at a later date for any difference between Arizona and federal law. For more details, visit www.azdor.gov and click on the link for 2021 conformity.

THIS PAGE INTENTIONALLY LEFT BLANK

Notice

As a rule, the starting point for your Arizona return is your federal adjusted gross income. To take itemized deductions, you must start with the amount shown on the federal Schedule A. This is the case for 2021, except for changes Congress made to the federal tax code during 2021 if either of the following apply:

1. The changes affect how you figure your federal adjusted gross income

OR

2. The changes affect how you figure your itemized deductions.

When federal changes are made, Arizona legislature must adopt those changes if the Arizona starting points are to be kept the same. The legislature will address this issue when it is in session during 2022. We must publish these forms before this issue will be addressed by the legislature. When we went to print, Arizona had not yet adopted any federal tax law changes enacted after March 11, 2021.

What does this mean to you? It means that if any of the federal law changes made after March 11, 2021 apply to your 2021 return, you can opt to file your 2021 return using one of the following methods:

1. *You can wait and file your 2021 return after this issue has been addressed.*

To do this, you may need to ask for a filing extension. You must pay 90% of the tax due by the due date of the return before any extension.

2. *You can file your 2021 return assuming that the federal law changes will be adopted.* The 2021 tax forms make this assumption.

If you opt for method 2, one of the following will apply:

- If Arizona adopts the federal changes, you do not have to do anything more.
- If Arizona does not adopt all those changes, you may need to amend your 2021 Arizona return. Your amended return will have to show the difference between the Arizona law and the federal law. If this happens, we will post more details on our conformity webpage at <https://azdor.gov/legal/conformity-irc>.
- Generally, no penalties or interest will be assessed on these amended returns, if you follow the Department's instructions and pay any tax due when you file your original 2021 return and you file and pay the required amended return by the extended due date of your 2022 return.

3. *You can file your 2021 return assuming that we will not adopt the federal law changes.* If you opt for this method, you will have to do all of the following.

- You will have to research all of the federal changes made after March 11, 2021.
- You will have to figure out if any of those changes apply to you.
- You will have figure out how to make adjustments for those changes on your return.

If you opt for method 3, one of the following will apply:

- If Arizona does not adopt those changes, you do not have to do anything more.
- If Arizona adopts those changes, you may need to amend your 2021 Arizona return. Your amended return will have to show the difference between what you reported and what you should have reported. If this happens, we will post more details on our conformity webpage at <https://azdor.gov/legal/conformity-irc>.

THIS PAGE INTENTIONALLY LEFT BLANK

Due Date for Calendar Year Filers

Your 2021 individual income tax return is due by midnight on April 15, 2022. **However, because April 15, 2022 falls on a federal holiday, you have until Monday, April 18, 2022 to timely file your 2021 tax return.** If you file under a valid extension, your extended due date to file your income tax return is October 15, 2022. **However, because October 15, 2022 falls on a Saturday, you have until Monday, October 17, 2022 to timely file your 2021 tax return.**

2021 Changes to Income Tax Forms

Due to recent modifications to Forms 140, 140NR and 140PY, certain additions and subtractions (adjustments to Arizona Gross Income) have been moved from pages 1 and 2 to pages 5 (additions) and page 6 (subtractions).

2021 Arizona Standard Deduction Amounts Adjusted

The 2021 Arizona standard deduction amounts are:

- \$12,550 for a single taxpayer or a married taxpayer filing a separate return;
- \$25,100 for a married couple filing a joint return; and
- \$18,800 for individuals filing a head of household return.

Change to Standard Deduction Increase for Charitable Contributions Computation

For tax year 2021, taxpayers who did not itemize deductions on their 2021 federal return and elected to take the standard deduction on their Arizona tax returns are **not required to reduce** the total amount of their 2021 qualifying charitable contributions by the amount for which they took the allowable charitable contribution deduction on their federal tax returns.

2021 Individual Income Tax Brackets Adjusted for Inflation

For 2021, the Arizona individual income tax brackets on Tax Table X & Y were adjusted for inflation.

The 2021 Optional Tax Table (for taxpayers with taxable income less than \$50,000) was also adjusted for inflation. For specific amounts, see the Optional Tax Table and Tax Table X & Y.

2021 Tax Surcharge

Beginning with tax year 2021, Proposition 208, which was passed by voters in the 2020 general election, requires individuals with taxable incomes of more than \$250,000 (single and married filing separate) and more than \$500,000 (married filing joint and head of household) to remit an additional tax surcharge.

For taxpayers subject to the additional tax surcharge, Tax Tables X and Y were modified for 2021 to provide examples to help taxpayers compute and report their regular tax and tax surcharge amounts on their respective income tax returns (Forms 140, 140NR and 140PY).

Arizona Small Business Income (SBI) Tax

On July 9, 2021, Governor Doug Ducey signed into law Senate Bill 1783, creating a small business income tax by enacting Arizona Revised Statutes (A.R.S.) § 43-1701, effective for tax years beginning from and after December 31, 2020. The small business income tax rate for tax year 2021 is 3.5% of the amount of a taxpayer's computed Arizona small business taxable income.

Taxpayers filing Arizona Form 140, 140NR or 140PY with small business income reported on Federal Schedules B, C, D, E, F and Form 4797 and included in their federal adjusted gross income may *voluntarily elect* to report their small business income on the corresponding Arizona Small Business Income Tax return (Form 140-SBI (full-year resident), 140NR-SBI (nonresident) or 140PY-SBI (part-year resident)). This election is made annually by simply timely filing an SBI return and does not bind the taxpayer to having to report small business income separately in subsequent tax years.

Taxpayers who elect to report small business income on one of the forms listed above are required to adjust their regular income tax returns by reducing their federal adjusted gross income by the amount of small business income reported on the SBI returns.

Several new forms were created relating to the SBI tax form. They include, but are not limited to, the following.

- Form 301-SBI (nonrefundable tax credits claimed on the SBI tax return).
- Form 309-SBI (Credit for taxes paid to another state or country on Arizona small business income).
- Form 204-SBI for making extension payments for the small business income tax return.

For more information including filing requirements, see the SBI form and instructions applicable for your residency status.

Subtraction for Contributions to a 529 College Savings Plan

Recent legislation amended the amount of allowable contributions directly made to a 529 *College Savings Plan* on behalf of the designated beneficiary that can be subtracted from Arizona gross income if such contributions were not deducted in computing federal adjusted gross income. For tax year 2021, taxpayers may subtract the amount contributed during the year up to a maximum of \$2,000 per beneficiary (\$4,000 for a married couple filing a joint return). If you are married filing separate returns, either you or your spouse may take the subtraction, or you may divide it between you, but the total subtraction taken by both of you cannot be more than \$4,000 per beneficiary.

Subtraction for Contributions to 529A (ABLE) Accounts

In addition to the allowable subtraction for contributions to a 529 College Savings Plan, certain individual taxpayers may also take a subtraction for contributions made during the taxable year to a 529A, *Achieving a Better Life Experience (ABLE)* account, during the taxable year on behalf of the designated beneficiary if such contributions were not deducted in computing federal adjusted gross income.

For tax year 2021, taxpayers may subtract the amount contributed during the year up to a maximum of \$2,000 per beneficiary (\$4,000 for a married couple filing a joint return). If you are married filing separate returns, either you or your spouse may take the subtraction, or you may divide it between you, but the total subtraction taken by both of you cannot be more than \$4,000 per beneficiary.

For more information on the allowable subtraction for contributions to a 529 plan or 529A account, see the instructions for Forms 140, 140NR or 140PY.

Individual Tax Credits - Charitable Contributions: Forms 321, 322, 323, 348 and 352

The following credit forms were recently modified to require all taxpayers to provide the **date of each contribution** claimed on the specific tax credit form:

- Form 321: Contributions to Qualifying Charitable Organizations
- Form 322: Contributions Made or Fees Paid to *Public Schools*
- Form 323: Contributions to *Private School Tuition Organizations*
- Form 348: Contributions to Certified School Tuition Organizations
- Form 352: Contributions to Qualifying Foster Care Charitable Organizations

Tax Credit for Contributions Made or Fees Paid to Public Schools (Form 322)

In 2021, Arizona legislation was passed to limit the qualified contributions or fees paid to community school meal programs. The amendment provides that *an amount paid by an individual to receive a meal or a meal card does not qualify as a fee or donation for community school meal programs.*

Credit for Contributions to *Private School Tuition Organizations (Form 323)*

The allowable current year credit for contributions to private school tuition organizations was adjusted for inflation purposes. For 2020, the maximum current year credit is:

- \$611 for single or head of household taxpayers
- \$1,221 for married taxpayers filing a joint return
- \$611 for married taxpayers filing a separate return.

Credit for Contributions Made to Certified School Tuition Organizations (Form 348)

The allowable current year credit for contributions to a certified school tuition organization was adjusted for inflation purposes. For 2020, the maximum current year credit is:

- \$608 for single and head of household taxpayers
- \$1,214 for married taxpayers filing a joint return
- \$608 for married taxpayers filing a separate return.

New Individual and Corporate Nonrefundable Tax Credit (Form 353, Healthy Forest Production Tax Credit)

A.R.S. §§ 43-1076.01 and 43-1162 provide for nonrefundable individual and corporate income tax credits for processing qualifying forest products.

“Qualifying forest products” means dead standing and fallen timber, and forest thinnings associated with the harvest of small diameter timber, slash, wood chips, peelings, brush and other woody vegetation, removed from federal, state and other public forest land and from private forest land. Co-owners of a facility that processes qualifying forest products, including partners in a partnership and shareholders of an S corporation, may each claim a pro rata share of the credit allowed based on ownership interest.

For more information, see Credit Form 353 and instructions.

Required Adjustments to Arizona Gross Income Related to Medical Marijuana Dispensary, Testing Facilities and/or Adult Use Marijuana (including dual licensees) (Forms 140, 140NR, 140PY, 140-SBI, 140NR-SBI and 140PY-SBI)

The following is a list of four required adjustments to Arizona Gross Income related to Medical Marijuana Dispensary, Testing Facilities and/or Adult Use Marijuana (including dual licensees). If any of these apply, see the instructions for the form(s) you are filing. If you are filing a Small Business Income tax return, these adjustments are reported on that return. (*Note: line references are for the 2021 tax returns.*)

1. Sole Proprietorship *Loss* of an Arizona Nonprofit Medical Marijuana Dispensary included in Federal Adjusted Gross Income from Schedule C. (Addition)
 - Forms 140, 140NR and 140PY (page 5)
 - Forms 140-SBI (line 25); 140NR-SBI (line 24); 140PY-SBI (line 25)
2. Sole Proprietorship *Income* of an Arizona Nonprofit Medical Marijuana Dispensary included in Federal Adjusted Gross Income from Schedule C. (Subtraction)
 - Forms 140, 140NR and 140PY (page 6)
 - Forms 140-SBI (line 45); 140NR-SBI and 140PY-SBI (line 42)

3. Sole Proprietorship – Marijuana Establishment, Testing Facilities and Dual Licensees That Elected to Operate on a For-Profit Basis. (Subtraction)
 - Forms 140, 140NR and 140PY (page 6)
 - Forms 140-SBI (line 46); 140NR-SBI and 140PY-SBI (line 43)
4. S Corporation Shareholders of Marijuana Establishments, Testing Facilities and Dual Licensees That Elected to Operate on a For-Profit Basis: individual shareholders pro-rata share of expenses related to sales of adult use products. (Subtraction)
 - Forms 140, 140NR and 140PY (page 6)
 - Forms 140-SBI (line 47); 140NR-SBI and 140PY-SBI (line 44)

THIS PAGE INTENTIONALLY LEFT BLANK

ARIZONA SMALL BUSINESS INCOME TAX

On July 9, 2021 Governor Ducey signed into law [Senate Bill 1783](#) establishing [Title 43 Chapter 17](#) (Small Businesses, which provides for an alternative tax for Arizona small business income. Beginning with tax year 2021, a taxpayer may elect to file a separate **small business income tax return (Form 140-SBI, 140NR-SBI or 140PY-SBI)** to report their share of Arizona small business gross income.

The election is made separately for *each* tax year and is effective by reporting Arizona small business income on a *timely filed* Arizona small business income tax return (SBI). The SBI tax return will be considered timely if filed together with the taxpayer's regular income tax return on or before the due date (including valid extensions).

A taxpayer who elects to file an SBI tax return is required to make an adjustment reducing their federal adjusted gross income reported on the **regular individual income tax return (Form 140, 140NR or 140PY)** by the total amount of Arizona small business gross income reported on their SBI tax return. The Arizona small business gross income is determined by adding the amounts plus the portion of federal Schedule D that represents capital gains (losses) from the disposition of a non-publicly traded ownership interest or from the disposition of a capital asset used in a trade or business. Only amounts that are included in the taxpayer's federal adjusted gross income may be included in Arizona small business gross income.

Note: For **Arizona nonresidents**, Arizona small business gross income is that portion of federal adjusted gross income that represents small business income from sources within Arizona; for **Arizona part-year residents**, Arizona small business income includes all small business income earned while a resident and only that portion of small business income from Arizona sources during the period of non-residency included in the taxpayer's federal adjusted gross income. .

The SBI tax return **must** be filed with the regular income tax return to be accepted. If the taxpayer does not file both returns together, the election may be denied and the adjustment to federal adjusted gross income may be disallowed.

A taxpayer may revoke their election on a timely filed amended Arizona small business tax return (Form 140X-SBI) and corresponding amended Arizona individual income tax return (Form 140X).



Items to consider when filing a Small Business Income tax return

The following is provided to give general information when filing a SBI tax return. For more information relating to required adjustments, allowable tax credits and computing the tax amount, see the SBI instructions before completing the SBI tax return. You may also want to review the instructions for the regular tax return before completing the SBI tax return.

Forms and instructions are available at: <https://azdor.gov/forms/individual>

Due Date (Forms 204 and 204-SBI)

The due date is the same as the due date for a regular individual income tax return. For calendar year filers, the due date is April 15. Because April 15, 2022 falls on a federal holiday, taxpayers have until April 18, 2022 to timely file their 2021 Arizona tax returns.

If you cannot file your SBI return by the due date, a taxpayer may file Form 204, *Application for Filing Extension*, providing an automatic 6-month extension to file both the regular and SBI tax returns. The extension request must be filed on or before the original due date. Taxpayers are not required to file a separate Form 204 for the SBI tax return. Form 204 will also provide the same extension period for the SBI return. Generally, an extension request would allow the taxpayer to file on or before October 15. Because October 15, 2022 falls on a weekend, taxpayers have until October 17, 2022 to timely file their 2021 Arizona tax return(s).

Note: *Keep in mind, an extension request does not provide an extension to pay your small business income taxes. Taxpayers must pay their taxes by the original due date of the return to avoid any late payment penalty.*

ARIZONA SMALL BUSINESS INCOME TAX

Form 204-SBI, *Extension Payment*, is used **only** to remit a required extension payment for the Small Business Income tax return. Do **not** file this form to request an extension of time to file the SBI tax return. For more information see Form 204-SBI.

AZ Form 301-SBI, Nonrefundable Individual Tax Credits and Recapture, for Small Business Income

Most nonrefundable income tax credits available to claim on the regular income tax return are also available to claim on the SBI return. A taxpayer that qualifies for any tax credit shown on page 1 of Form 301-SBI must claim that tax credit on the SBI return and not on the regular individual tax return. The credit cannot be “split” between the two tax returns. However, a taxpayer may “transfer” all or a portion of any nonrefundable tax credit remaining (not used) on the SBI return. To transfer a credit amount, the taxpayer must have a tax liability remaining on their regular income tax return after applying regular return credits against the tax liability shown on the regular individual income tax return. A taxpayer determines if they are eligible to transfer any credit amount and the amount available to transfer by completing page 3 of Form 301-SBI. If the taxpayer transfers any available credit from the 301-SBI, that amount is entered on Form 301. For TY 2021, the transfer amount is reported on Form 301, line 60. For more information, see Forms 301-SBI and 301 and their related instructions.

Note: *Tax credits claimed for qualifying contributions to qualified charitable organizations (Credit Forms 321, 322, 323, 348 and 352) cannot be claimed on Form 301-SBI and must be claimed on the taxpayer’s regular tax return.*

Credit for Income Taxes Paid to Other States (Arizona Credit Form 309-SBI)

SB 1783 (A.R.S. § 43-1701) also establishes a Credit for Income Taxes Paid to Other States, allowed against Arizona smallbusiness income tax liability, for net income taxes imposed by and paid to another state or country on the same Arizona small business taxable income taxed by both Arizona and the other state or country. For more information, see Form 309-SBI.

Small Business Income Estimated Tax Payments

For tax year 2021, a taxpayer is (was) not required to remit SBI estimated tax payments. The department will not assess a penalty for underpayment of estimated taxes on any amount not remitted.

Note: *The taxpayer is still subject to the late payment penalty (including applicable interest) for the amount of taxes not paid by the original due date of the return. The department will not assess a late filing penalty on the SBI tax return. If the taxpayer fails to timely file the SBI tax return (either by the normal due date or extended due date), the election will be denied and the adjustment (decrease to federal adjusted gross income) made on the regular tax return for small business income will be disallowed. In this case, all income is reported on the regular income tax form.*

Beginning with tax year 2022, a taxpayer is required to pay estimated tax in four equal installments (25% of the required annual estimated tax payment) if the taxpayer’s liability is at least \$1,000. Use Form 140ES-SBI, *Individual Estimated Income Tax Payment (Small Business Income Tax Return)*, to remit the required amount of quarterly estimated taxes. Page 2 of Form 140ES-SBI includes a worksheet to determine the required amount of each quarterly tax payments.

For TY 2022, the tax is equal to 3.0% of small business taxable income reported on the SBI tax return.

The amount of the required payment is the lesser of:

- a) 90% of the tax shown on the return for the TY or, if no return is filed, 90 percent of the tax for that year;
- b) 100% of the tax shown on the small business income tax return for the preceding TY — unless the preceding TY was not 12 months; or the small business did not file a return for the preceding TY that indicated a liability.

If the taxpayer fails to remit the required estimated tax payment (Form 204-SBI), the department may assess an underpayment of estimated taxes penalty on any amount not timely remitted.

ARIZONA SMALL BUSINESS INCOME TAX

Composite income tax return in Another State

A small business taxpayer who participates in a composite income tax return in another state may claim a credit for taxes paid to the other state if the taxes paid to the other state are imposed on — and paid directly — by the small business taxpayer and not the entity and if the:

- a) Small business taxpayer makes direct payment to the other state;
- b) Small business taxpayer makes direct payment to the entity filing the composite income tax return;
- c) Entity charges the small business taxpayer's loan account for the amount of the tax; and
- d) Entity reduces the small business taxpayer's capital account.

If the taxpayer claims the credit for taxes paid to a foreign country, to use the conversion rate in effect on the date the taxpayer paid the taxes to the foreign country.

If any taxes paid to another state or country are credited or refunded and the taxpayer has been allowed a credit, to immediately report that fact to DOR.

If any taxes paid to another state or country are credited or refunded, a tax equal to the credit allowed for the taxes credited or refunded by the other state or country to be paid by the taxpayer on notice and demand from DOR



For the purpose of the Small Business Income tax return:

1. "Arizona small business" means an activity that generates Arizona small business gross income.
2. "Arizona small business adjusted gross income" of a resident taxpayer means the Arizona small business gross income subject to the adjustments provided in article 3 of this chapter. A.R.S. § 43-1721 (additions and subtractions to Arizona small business gross income).

NOTE: *In computing Arizona small business adjusted gross income, the additions and subtractions provided in sections 43-1021 and 43-1022 shall be made but only to the extent the additions and subtractions directly relate to Arizona small business gross income. The subtraction for SBI provided in section 43-1022, paragraph 28 may not be included as a subtraction under this chapter.*

Deductions other than those deductions already reflected in the net amounts reported on the federal schedules prescribed in section 43-1701 may not be taken against Arizona small business adjusted gross income in computing Arizona small business taxable income.

3. "Arizona small business gross income" of a resident taxpayer:
 - (a) Means the sum of the amounts, whether positive or negative, that are included in a taxpayer's federal adjusted gross income for the taxable year, computed pursuant to the internal revenue code, and that are reported on the following schedules and forms or on equivalent successor schedules and forms designated by the internal revenue service:
 - (i) Schedule B, interest and ordinary dividends.
 - (ii) Schedule C, profit or loss from business.
 - (iii) Schedule E, supplemental income or loss.
 - (iv) Schedule F, profit or loss from farming.
 - (v) Form 4797, sale of business property.
 - (vi) Form 4835, farm rental income and expenses.
 - (b) Includes any amount reported on schedule D, capital gains and losses, that is recognized with respect to either the taxable disposition of an ownership interest in any entity other than a publicly traded entity, or the taxable disposition of capital assets used in connection with a trade or business activity, including goodwill and going concern value.
4. "Arizona small business taxable income" of a resident taxpayer means the Arizona small business adjusted gross income minus any deductions allowable in article 4 of this chapter.

THIS PAGE INTENTIONALLY LEFT BLANK

2021 Part-Year Resident Personal Income Tax Return

Arizona Form 140PY

For information or help, call one of the numbers listed:

Phoenix (602) 255-3381
From area codes 520 and 928, toll-free (800) 352-4090

Tax forms, instructions, and other tax information

If you need tax forms, instructions, and other tax information, go to the department's website at www.azdor.gov.

Income Tax Procedures and Rulings

These instructions may refer to the department's income tax procedures and rulings for more information. To view or print these, go to our website select *Reports, Statistics and Legal Research* from the main menu then click on *Legal Research* and select a *Document Type* and *Category* from the drop down menus.

Publications

To view or print the department's publications, go to our website and click on *Reports, Statistics and Legal Research* from the main menu then click on Publications in the left hand column.

e-file

Leave the Paper Behind - e-file!

- Quicker Refunds
- Accurate
- Proof of Acceptance
- Free **

No more paper, math errors, or mailing delays when you *e-file!*

Get your refund quicker with direct deposit option.

E-file today, pay by April 18, 2022, to avoid penalties and interest.

E-file through an Authorized IRS/DOR *e-file* provider or by using your personal computer and the Internet.

Visit our website at www.azdor.gov for a listing of approved *e-file* providers and on-line filing sources.

** For free *e-file* requirements, check out our website at www.azdor.gov.

AVOID PROCESSING DELAYS: Are you mailing your Arizona income tax return? If you are mailing your return to the department, see page 29 for assembly order (form sequence) information.

Are You Subject to Tax in Arizona?

As a part-year resident, you are subject to tax on **all** of the following:

1. Any income you earned in 2021 while an Arizona resident. This includes any interest or dividends received from sources outside Arizona.
2. Any income you earned from an Arizona source in 2021 before moving to (or after leaving) the state.

NOTE: If you also have Arizona source income and deductions for the portion of the year you were an Arizona nonresident, file Arizona Form 140PY for the entire taxable year.

Do You Have to File?

Arizona Filing Requirements These rules apply to all Arizona taxpayers.	
You must file if you are:	and your gross income is at least:
• Single	\$12,550
• Married filing joint	\$25,100
• Married filing separate	\$12,550
• Head of Household	\$18,800
If you are a part-year resident, you must report all income for the part of the year you were an Arizona resident, plus any income from Arizona sources for the part of the year you were an Arizona nonresident.	
To see if you have to file, figure your gross income the same as you would figure your gross income for federal income tax purposes. Then you should exclude income that Arizona law does not tax. Income that Arizona law does not tax includes:	
<ul style="list-style-type: none">• interest from U.S. Government obligations;• social security retirement benefits received under Title II of the Social Security Act;• benefits received under the Railroad Retirement Act, tier 1 or tier 2 railroad retirement benefits, railroad disability benefits reported on federal forms RRB-1099 and RRB-1099-R, railroad unemployment benefits and railroad sickness payments paid by the Railroad Retirement Board;• pay received for active service as a member of the Reserves, National Guard, or the U.S. Armed Forces; or• benefits, annuities and pensions as retired or retainer pay of the uniformed services of the United States.	
If you are not required to file an Arizona income tax return, but qualify to claim the credit for Arizona's increased excise taxes, do not file this form. You may complete and file Arizona Form 140ET to claim the credit.	

NOTE: Even if you do not have to file, you must still file a return to get a refund of any Arizona income tax withheld.

Do You Have to File if You Are an American Indian?

You must file if you meet the Arizona filing requirements unless **all** the following apply to you:

- You are an enrolled member of an Indian tribe.
- You live on the reservation established for that tribe.
- You earned **all** of your income on that reservation.

For Arizona's tax treatment of American Indians, see department's ruling, ITR 96-4, *Income Taxation of Indians and Spouses*.

Do You Have to File if You Are the Spouse of an American Indian and You Are Not an Enrolled Indian?

You must file if you meet the Arizona filing requirements. For more information, see the department's ruling, ITR 96-4, *Income Taxation of Indians and Spouses*.

Do You Have to File if You Are in the Military?

You must file if you meet the Arizona filing requirements unless **all** the following apply to you:

- You are an active duty member of the United States armed forces.
- Your only income for the taxable year is pay received for active duty military service.
- There was no Arizona tax withheld from your active duty military pay.

If Arizona tax was withheld from your active duty military pay, you must file an Arizona income tax return to claim any refund you may be due from that withholding.

You must also file an Arizona income tax return if you have any other income besides pay received for active duty military service.

If you were an Arizona resident when you entered the service, you remain an Arizona resident, no matter where you are stationed, until you establish a new domicile.

As an Arizona part-year resident, you must report all of your income for the portion of the year you were an Arizona resident, no matter where you are stationed. You must include your military pay, but using Form 140PY, you may subtract all pay received for active duty military service to the extent it is included in your Arizona gross income.

If you are **not** an Arizona resident, but stationed in Arizona, the following applies to you:

- You are not subject to Arizona income tax on your military pay.
- You must report any other income you earn in Arizona. Use Form 140NR, *Nonresident Personal Income Tax Return*, to report this income.

To find out more, see the department's publication, Pub. 704, *Taxpayers in the Military*.

If You Included Your Child's Unearned Income on Your Federal Return, Does Your Child Have to File an Arizona Return?

No. In this case, the child should not file an Arizona return. The parent must include that same income in his or her Arizona taxable income.

Determining Residency Status

If you are not sure if you are an Arizona resident for state income tax purposes, we may be able to help. For more information on determining residency status, see the department's procedure, ITP 92-1, *Procedure For Determining Residency Status*.

Residents

You are a resident of Arizona if your domicile is in Arizona. Domicile is the place where you have your permanent home. It is where you intend to return if you are living or working temporarily in another state or country. If you leave Arizona for a temporary period, you are still an Arizona resident while gone. A resident is subject to Arizona tax on all income no matter where the resident earns the income. If you are a full year resident, you must file Arizona Form 140, 140A, or 140EZ.

Part-Year Residents

If you are a part-year resident, you must file Arizona Form 140PY, *Part-Year Resident Personal Income Tax Return*. You are a part-year resident if you did **either** of the following during 2021:

- You moved into Arizona with the intent of becoming a resident.
- You moved out of Arizona with the intent of giving up your Arizona residency.

Nonresidents

If you are a nonresident (including nonresident aliens), you must file Arizona Form 140NR, *Nonresident Personal Income Tax Return*.

What if a Taxpayer Died?

If a taxpayer died before filing a return for 2021, the taxpayer's spouse or personal representative may have to file and sign a return for that taxpayer. A personal representative can be an executor, administrator, or anyone who is in charge of the deceased taxpayer's property.

If the deceased taxpayer did not have to file a return but had tax withheld, a return must be filed to get a refund. The person who files the return should use the form the taxpayer would have used. The person who files the return should print the word "deceased" after the decedent's name. Also enter the date of death after the decedent's name.

If your spouse died in 2021 and you did not remarry in 2021 or if your spouse died in 2022 before filing a return for 2021, you may file a joint return. If your spouse died in 2021, the joint return should show your spouse's 2021 income before death and your income for all of 2021. If your spouse died in 2022, before filing the 2021 return, the joint return should show all of your income and all of your spouse's income for 2021. Print "Filing as surviving spouse" in the area where you sign the return. If someone else is the personal representative, he or she must also sign the return.

Are Any Other Returns Required?

You may also have to file a fiduciary income tax return (Form 141AZ). For details about filing a fiduciary income tax return, call the department at (602) 255-3381.

Claiming a Refund for a Deceased Taxpayer

If you are claiming a refund for a deceased taxpayer, you **must** complete Arizona Form 131, *Claim for Refund on Behalf of Deceased Taxpayer*. Place the completed Form 131 on the **front** of the return.

What Are the Filing Dates and Penalties?

NOTE: *If the due date for an income tax or related payment falls on a weekend and/or legal holiday, the filing or payment is considered timely if filed or paid on the next business day and that business day is a day other than Saturday, Sunday or a legal holiday.*

When Should You File?

Your 2021 calendar year tax return is due no later than midnight, April 15, 2022. File your return as soon as you can after January 1, 2022, but no later than April 15, 2022. **Because April 15, 2022 falls on a federal holiday, you have until Monday, April 18, 2022 to timely file your 2021 tax return.**

If you are a fiscal year filer, your return is due on the 15th day of the fourth month following the close of your fiscal year.

What if You Cannot File on Time?

You may request an extension if you know you will not be able to file on time. If you request an extension to file your 2021 calendar year tax return, your due date is October 15, 2022. **Because October 15, 2022 falls on a Saturday, you have until Monday, October 17, 2022 to timely file your 2021 tax return.**

NOTE: *An extension does not extend the time to pay your income tax. See the instructions for Arizona Form 204.*

To get a filing extension, you can either

- *Apply for a state extension* (Arizona Form 204). To apply for a state extension, file Form 204 by April 15, 2022. See Form 204 for details. You do not have to include a copy of the extension with your return when you file, but make sure that you check box **82F** (above your name) on page 1 of the return. If you must make a payment, use Arizona Form 204, or visit www.AZTaxes.gov to make an electronic payment.
- *Use your federal extension* (federal Form 4868). File your Arizona return by the same due date. You do not have to include a copy of your federal extension with your return, but make sure that you check box **82F** (above your name) on page 1 of the return.

When Should You File if You Are a Nonresident Alien?

As a Nonresident Alien, do not file Form or Form 140PY. Use Form 140NR, Nonresident Personal Income Tax Return, to report your Arizona sourced income. File Form 140NR-SBI if you elect to report your Arizona sourced small business income on the Small Business Income Tax Return. See the instructions for Form 140NR for your filing due dates..

What if you File or Pay Late?

If you file or pay late, we will charge you interest and penalties on the amount you owe. If the U.S. Post Office postmarks your 2021 calendar year return by April 15, 2022, your return will not be late. You may also use certain private delivery services designated by the Internal Revenue Service (IRS) to meet the

“timely mailing as timely filed” rule. For more information, see “*Mailing Your Return*” at the end of these instructions.

Late Filing Penalty

If you file late, we will charge you a late filing penalty. This penalty is 4½% (.045) of the tax required to be shown on the return for each month or fraction of a month the return is late. This penalty cannot exceed 25% (.25) of the tax found to be remaining due.

Late Payment Penalty

If you pay your tax late, we will charge you a late payment penalty. This penalty is ½ of 1% (.005) of the amount shown as tax for each month or fraction of a month for which the failure continues. We charge this penalty from the original due date of the return until the date you pay the tax. This penalty cannot exceed a total of 10% (.10) of the unpaid tax.

Extension Underpayment Penalty

If you file your return under an extension, you must pay 90% (.90) of the tax shown on your return by the return's original due date. If you do not pay this amount, we will charge you a penalty. This penalty is ½ of 1% (.005) of the tax not paid for each 30 day period or fraction of a 30 day period. We charge this penalty from the original due date of the return until the date you pay the tax. This penalty cannot exceed 25% (.25) of the unpaid tax. If we charge you the extension underpayment penalty, we will not charge you the late payment penalty under Arizona Revised Statutes (A.R.S.) § 42-1125(D).

NOTE: *If you are subject to two or more of the above penalties, the total cannot exceed 25%.*

Interest

We charge interest on any tax not paid by the due date. We will charge you interest even if you have an extension. If you have an extension, we will charge you interest from the original due date until the date you pay the tax. The Arizona interest rate is the same as the federal rate.

When Should You Amend a Return?

If you need to make changes to your return after you have filed, **do not** file a new return using Form 140PY. You must file Arizona Form 140X, *Individual Amended Income Tax Return*. File your amended return after your original return has processed. Generally, you have four years to amend a return to claim a refund.

If you amend your federal return for any year, you must also file an Arizona Form 140X for that year.

If the IRS makes a change to your federal taxable income for any year, you must report that change to Arizona. You must file Form 140X within 90 days of the final determination of the IRS. You may use one of the following two options to report this change.

Option 1

You may file a Form 140X for that year. If you choose this option, you must amend and mail your Arizona return within 90

days of the final determination of the IRS. Include a complete copy of the federal notice with your Form 140X.

Option 2

You may file a copy of the final federal notice with the department within 90 days of the final determination of the IRS. If you choose this option, you must include a statement in which you must:

1. Request that the department recompute your tax.
2. Indicate if you agree or disagree with the federal notice.

If you do not agree with the federal notice, you must also include any documents that show why you do not agree. If you choose Option 2, mail the federal notice and any other documents to:

Individual Income Audit
 Arizona Department of Revenue
 PO Box 29084
 Phoenix, AZ 85038-9084

Do You Need to Make Arizona Estimated Payments in 2022?

You must make Arizona estimated income tax payments during 2022 if:		
Your filing status is:	AND	AND
	your Arizona gross income for 2021 was greater than:	your Arizona gross income for 2022 is greater than:
Single	\$ 75,000	\$ 75,000
Married filing joint	\$150,000	\$150,000
Married filing separate	\$ 75,000	\$ 75,000
Head of Household	\$ 75,000	\$ 75,000

If you met the income threshold for 2021, you must make estimated payments during 2022, unless you are sure you will not meet the threshold for 2022. As a part-year resident, your Arizona gross income is that part of your federal adjusted gross income that you must report to Arizona. Your Arizona gross income is on line 26 of the 2021 Form 140PY.

Use the worksheet for Arizona Form 140ES to figure how much your payments should be. For more information, about making estimated payments, see the department’s publication, Pub. 012, *Arizona Individual Estimated Income Tax Payments*.

What if You Make Your Estimated Payments Late?

We will charge you a penalty if you are late or if you fail to make any required payments. See Arizona Form 221.

Can You Make Estimated Payments Even if You Do Not Have to?

If you do not have to make Arizona estimated income tax payments, you may still choose to make them. For details, see Arizona Form 140ES.

Line-by-Line Instructions

Tips for Preparing Your Return

- You must complete your federal return before you can start your Arizona return.
- Make sure that you enter your Social Security Number (SSN) on your return.
- Complete your return using black ink.
- You **must** round dollar amounts to the nearest whole dollar. If 50 cents or more, round up to the next dollar. If less than 50 cents, round down. Do not enter cents.
- If you are mailing your return, see page 31 for assembly order.
- Make sure you include your daytime telephone number.
- If filing a fiscal year return, fill in the period covered.

Entering Your Name, Address, and SSN

DO YOU HAVE A COMPLICATED RETURN?

E-file makes filing a complex return simple!

E-file software offers:

- easy step-by-step instructions
- error detection before filing
- Easy form selection
- Maximum deductions

For a list of approved software visit www.azdor.gov



Lines 1, 2, and 3 -

NOTE: Make sure that you enter your SSN on the appropriate line and your SSN is correct. If you are filing a joint return, make sure that you enter your SSNs in the same order every year.

Enter your name, address, and SSN in the space provided. If you are filing a joint return, enter your SSNs in the same order as your first names. If your name appears first on the return, make sure your SSN is the first number listed.

If you are married filing separately, enter your name and SSN on the first line 1. Enter your spouse’s name and SSN on the second line 1.

Make sure that you enter your SSN on your return. Make sure that all SSNs are clear and correct. You may be subject to a penalty if you fail to include your SSN. It will take longer to process your return if SSNs are missing, incorrect, or unclear.

Use your current home address. The department will send your refund or correspond with you at that address.

For a deceased taxpayer, see page 2 of these instructions.

Foreign Addresses

If you have a foreign address, enter the information in the following order: city, province or state, and country. Follow the country's practice for entering the postal code. Do not abbreviate the country name.

Last Name(s) Used in Last 4 Prior Years

If the last name that you or your spouse are using on this return is not the same as the last name you or your spouse used on returns filed in the last 4 years, enter any other last name(s) that you or your spouse used when filing your return during that period.

Identification Numbers for Paid Preparers

If you pay someone else to prepare your return, that person must also include an identification number where requested. A paid preparer may use any of the following:

- his or her PTIN;
- his or her SSN; or
- the EIN for the business.

A paid preparer who fails to include the proper identification number may also be subject to a penalty.

Determining Your Filing Status

The filing status that you use on your Arizona return may be different from that used on your federal return.

Use this section to determine your filing status. Check the correct box (4 through 7) on the front of Form 140PY.

If you qualify as married for federal purposes, you qualify as married for Arizona purposes and must file using the status of either married filing joint or married filing separate.

If you are single, you must file as single or if qualified you may file as head of household (see the instructions for box 5).

Box 4 - Married Filing Joint Return

If you are married and filing a joint return, check box 4.

You may file a joint return if you were married as of December 31, 2021. It does not matter whether or not you were living with your spouse. You may file a joint return, even if you and your spouse filed separate federal returns.

You may file a joint return if your spouse died during 2021 and you did not remarry in 2021. See page 2 of these instructions for details.

If you are a part-year resident married to an Arizona full year resident, you may file a joint return with your full year resident spouse. If filing a joint return with your full year resident spouse, you must use Form 140PY.

NOTE: For more information on filing a joint return with your full-year resident spouse, see the department's ruling, ITR 14-1, Filing a Joint Tax Return When a Resident Spouse is Married to a Part-Year Resident or Nonresident.

Box 4a - Injured Spouse Protection of Joint Overpayment

Check box 4a **only** if you and your spouse are filing a joint return and you or your spouse qualify as an injured spouse and are requesting protection from application of any joint overpayment against the other spouse's delinquencies or debts for back child support, court fees, and fees to counties, cities or educational institutions. **The taxpayer (spouse) requesting injured spouse protection must have Arizona income with taxes withheld and reported on their own Form W-2 or Form 1099.**

NOTE: You cannot use Form 203 to request protection from offset for past-due federal taxes. You must contact the IRS.

You **must** complete Arizona Form 203, *Request for Injured Spouse Protection from Application of Joint Overpayment Against Spouse's Delinquencies and Debts*, and include that form with your tax return, when filed. Place the completed form on top of your income tax return. For more information, see the instructions for Form 203.

Box 5 - Head of Household Return

If you are filing as a head of household, check box 5. Enter the name of the qualifying child or dependent in the space provided. You may file as head of household on your Arizona return, only if one of the following applies:

- You qualify to file as head of household on your federal return; or
- You qualify to file as a qualifying widow or widower on your federal return.

Box 6 - Married Filing Separate Return

If you are married and filing a separate return, check box 6. Enter your spouse's name and SSN on the second line 1.

If you were married as of December 31, 2021, you may choose to file a separate return. You may file a separate return, even if you and your spouse filed a joint federal return.

Arizona is a community property state. If you file a separate return, you must figure how much income to report using community property laws. If one spouse is a resident and the other spouse is not, special rules apply when filing a separate return.

For more information on how to report income in this case, see the department's ruling, ITR 93-20, *Income Reporting Requirements of Resident and Nonresident Spouses Who File Separate Arizona Individual Income Tax Returns*; and the department's publication, Pub. 200, *Income Tax Issues Affecting Married and Divorced Taxpayers*.

NOTE: In some cases you may treat community income as separate income. For more information on when you may treat community income as separate income, see the department's ruling, ITR 93-22, *When Community Income May Be Treated as Separate Income*.

Box 7 - Single Return

If you are filing as single, check box 7.

Use this filing status if you were single on December 31, 2021. You are single if any of the following apply to you:

- You have never been married.
- You are legally separated under a decree of divorce or of separate maintenance.
- You were widowed before January 1, 2021, and you did not remarry in 2021, and you do not qualify to file as a qualifying widow or widower with dependent children on your federal return.

NOTE: *If you got divorced during the year, see the department's ruling, ITR 14-2, Reporting Income, Deductions, Exemptions, and Withholding for Divorced Individuals for the Year of Divorce; and publication, Pub. 200, Income Tax Issues Affecting Married and Divorced Taxpayers.*

Exemptions - Boxes 8, 9, and 11a

Enter the number of exemptions you are claiming in boxes 8, 9, and 11a. **Do not put a check mark.** You may lose the exemption if you put a checkmark in these boxes.

Box 8 - Age 65 or Over

NOTE: *If a taxpayer's 65th birthday was January 1, 2022 (born 1/1/1957), that person is considered to be age 65 at the end of 2021 for federal income tax purposes and likewise for Arizona income tax purposes.*

- If you are single or filing as head of household, enter "1" in box 8 if you were 65 or older in 2021 and not claimed as a dependent by another taxpayer.
- If you are married filing a joint return, enter "1" in box 8 if you were 65 or older and not claimed as a dependent by another taxpayer or your spouse was 65 or older in 2021 and not claimed as a dependent by another taxpayer. Enter "2" in box 8 if both you and your spouse were 65 or older in 2021 and neither of you are claimed as a dependent by another taxpayer.
- If you are married and filing a separate return, enter "1" in box 8 if you were 65 or older and not claimed by another taxpayer. You cannot take an exemption for your spouse. Your spouse, if 65 or older and not claimed by another taxpayer, may take this exemption on his/her own separate return.

Box 9 - Blind

If you or your spouse were partially blind as of December 31, 2021, you must get a statement certified by your eye doctor or registered optometrist that either:

- You cannot see better than 20/200 in your better eye with glasses or contact lenses **or**
- Your field of vision is 20 degrees or less.

If your eye condition is not likely to improve beyond the conditions listed above, you can get a statement certified by

your eye doctor or registered optometrist to that effect instead. You must keep the statement for your records.

- If you are single or filing as head of household, enter "1" in box 9 if you are totally or partially blind.
- If you are married filing a joint return, enter "1" in box 9 if you **or** your spouse is totally or partially blind. Enter "2" in box 9 if both you **and** your spouse are totally or partially blind.
- If you are married and filing a separate return, you may take an exemption for yourself if you are totally or partially blind. You may only claim an exemption for your spouse if your spouse is (1) totally or partially blind, (2) has no Arizona adjusted gross income for calendar year, and (3) is not a dependent of another taxpayer. Enter "1" in box 9 if you are totally or partially blind **or** your spouse is totally or partially blind and your spouse meets the above criteria. Enter "2" in box 9 if you are totally or partially blind **and** your spouse is totally or partially blind and your spouse meets the above criteria.

Box 11a - Qualifying Parents and Grandparents

NOTE: *If a person who is a qualifying parent or grandparent also qualifies as your dependent, you may include that person as a dependent in box 10b, **or** you may claim that person as a qualifying parent or grandparent in box 11a. You may **not** include the same person in both box 10b and box 11a.*

You must complete the qualifying parent and grandparent section (lines 11b and 11c) on page 1 (and Part 2 on page 4, if more space is needed) before you can total your exemptions for qualifying parents and grandparents. **Be sure to check the box on page 1 indicating you are completing page 4.**

A qualifying parent or grandparent may be any one of the following:

- Your parent, grandparent, or great-grandparent, etc.
- If married filing a joint return, your spouse's parent, grandparent, or great-grandparent, etc.

You may claim this exemption if **all** of the following apply (1-4):

1. The parent, grandparent, or great-grandparent was 65 years old or older during 2021.
2. The parent, grandparent, or great-grandparent lived in your principal residence for the entire taxable year.

If your parent or grandparent died during the taxable year, this requirement will still be met if he or she lived with you for the entire part of the year in which he or she was alive. Temporary absences by the parent or grandparent for special circumstances, such as a hospital stay or care in a hospice facility, count as time lived in the taxpayer's principle residence.

3. You paid more than one-half of the support and maintenance costs of the parent or grandparent during the taxable year.

To help you determine if you paid more than one-half of your parent or grandparent’s support during the taxable year, it is recommended that you review the department’s procedure, ITP 14-1, *Procedure for Determining Support for Purposes of the Parents and Grandparents Exemption Allowed under A.R.S. § 43-1023(C)* and complete the worksheet. Keep the worksheet for your records.

4. The parent or grandparent required assistance with activities of daily living.

The term “activities of daily living” means two or more of the listed categories which include both basic activities of daily living and instrumental activities of daily living. The categories of activities of daily living are dressing, eating, ambulating, toileting, medicating and hygiene, shopping, housekeeping, managing personal finances, basic communication, food-preparation, and transportation.

For more information regarding what the term “activities of daily living” means when determining an Arizona resident taxpayer’s eligibility for this exemption, see the department’s ruling, ITR 14-3, *“Activities of Daily Living” for the Purpose of the Exemption Allowed Under A.R.S. § 43-1023(C)*.

To help you determine if your parent or grandparent required assistance with activities of daily living to meet this requirement, it is recommended that you review the department’s procedure, ITP 14-2, *Procedure for Determining Whether a Parent or Grandparent Requires Assistance with Activities of Daily Living for Purposes of the Exemption Allowed under A.R.S. § 43-1023(C)* and complete the checklist. Keep the checklist for your records.

Lines 11b and 11c

For each qualifying parent and grandparent, enter the following information:

- a) first and last name;
- b) SSN;
- c) relationship to taxpayer;
- d) the number of months this person lived in your home;
- e) check this box if the person is age 65 or over;
- f) check this box if the person died in 2021.

You may lose the exemption for qualifying parents or grandparents if you do not furnish this information. Enter the total number of qualifying parents/grandparents in box 11a.

Dependents – Boxes 10a and 10b

Boxes 10a and 10b

Boxes 10a and 10b identify the *number* of your qualifying dependents that are either under the age of 17 (box 10a) or age 17 and over (box 10b). This information is used to compute the allowable Dependent Tax Credit. Include only those dependents in box 10a or 10b that you are using to compute the allowable Dependent Tax Credit on line 59.

NOTE: *If a person who is a qualifying parent or grandparent also qualifies as your dependent, you may include that person as a dependent in box 10b, or you may claim that person as a qualifying parent or grandparent in box 11a. You may not include the same person in both box 10b and box 11a.*

Lines 10c and 10d

You must complete the dependent information section (lines 10c and 10d) on page 1 (and Part 1 on page 4, if more space is needed) for each person counted in either box 10a or 10b. **Be sure to check the box on page 1 indicating you are completing page 4.**

You may claim only those individuals who qualify as your dependent for federal purposes. For each qualifying individual, enter the following information:

- a) first and last name;
 - b) SSN;
 - c) relationship to taxpayer;
 - d) the number of months this person lived in your home;
- Temporary absences:** Your child or dependent is considered to have lived with you during periods of time when temporarily absent due to special circumstances such as illness, education, business, or vacation. Your child is also considered to have lived with you during any required hospital stay following birth, as long as the child would have lived with you during that time but for the hospitalization.
- e) - check box 1 (for box 10a) if this person is under the age of 17; or
- check box 2 (for box 10b) if this person is age 17 or over;
and
 - f) check the box if you did not claim this person on your federal return due to educational credits.

NOTE: *If you did not claim a dependent who is a student on your federal return in order to allow the student to claim a federal education credit on the student’s federal return, you may still claim the dependent on your Arizona return. For more information, see the department’s ruling, ITR 05-2, Will Arizona Allow a Dependent Exemption When a Taxpayer Does Not Claim Federal Exemption in Order to Claim the Education Credit?*

You may lose the dependent tax credit if you do not furnish this information. Enter the total number of dependents in box 10a and 10b.

Reporting Your Residency Status

Check the appropriate box.

Box 12 - Part-Year Resident Other than Active Military

Check box 12 if you were an Arizona resident for part of 2021 and were not an active duty military member.

Box 13 - Part-Year Resident Active Military

Check box 13 if you were an active duty military member who either began or gave up Arizona residency during 2021.

Line 14 - Dates of Arizona Residency

If you became an Arizona resident during 2021, enter the date that you became an Arizona resident. If you gave up your Arizona residency during 2021, do both of the following:

1. Enter the date you became an Arizona resident.
2. Enter the date you gave up your Arizona residency.

Enter the name of the other state(s) of residency in the space provided or the name of the foreign country, if applicable.

Determining Arizona Income

Use lines 15 through 26 to determine what portion of your total income is taxable by Arizona.

You must complete your federal return before completing your Arizona return. You must complete a 2021 federal return to determine your federal adjusted gross income, even if not filing a federal return.

Arizona uses federal adjusted gross income as a starting point to determine Arizona taxable income.

NOTE: *If you are unable to determine the proper line to use, please contact one of the numbers listed on page 1.*

FEDERAL Column

Enter the actual amounts shown on your 2021 federal income tax return in the FEDERAL column. Complete lines 15 through 25. Line 25 should equal the federal adjusted gross income shown on your 2021 federal Form 1040 or Form 1040NR.

ARIZONA Column

Enter that portion of your federal income received while you were an Arizona resident in the ARIZONA column. For example, if you became an Arizona resident on June 30, enter all income you received from that day to December 31, 2021.

NOTE: *If you also have Arizona source income for the portion of the taxable year you were an Arizona nonresident, also include that source income on the appropriate line in the ARIZONA column.*

The Tax Reform Act of 1986 limits the amount of losses that you may deduct from passive activities. A passive activity is one that involves the conduct of any trade or business in which the taxpayer does not materially participate.

As a part-year resident, your Arizona gross income may include some of these losses. For the part of the year you were an Arizona resident, you may consider any passive losses that arose while an Arizona resident. For the part of the year you were an Arizona nonresident, you may consider only those passive losses that arose from Arizona sources. Your 2021 Arizona gross income can include only losses you used on your 2021 federal return.

The following instructions apply to the ARIZONA column.

Line 15 - Wages, Salaries, Tips, etc.

Enter all amounts received while an Arizona resident. Also enter all amounts received from Arizona employment during the part of the year you were an Arizona nonresident.

For the period while a nonresident, income earned by a qualifying out-of-state employee, from performing qualified disaster recovery work during a disaster period, is exempt from Arizona income tax. Exclude this income from line 15 in the Arizona column.

For the purpose of this exemption, a qualifying out-of-state employee is an Arizona nonresident individual who is temporarily in Arizona to solely perform qualified disaster recovery work during a disaster period. For more information, see the department’s publication, Pub. 720, *Disaster Recovery Tax Relief*.

NOTE: *Do not include active duty military pay for the part of the year you were a nonresident.*

Line 16 - Interest

Enter all amounts received while an Arizona resident.

You must also enter any interest income derived from Arizona sources during the part of the year you were an Arizona nonresident. Interest income from Arizona sources is interest income that has acquired an Arizona business situs.

If you received tax exempt interest from municipal bonds, include a schedule listing the payors and the amount received from each payor. You may also want to include supporting documents for amounts received from Arizona municipal bonds that are exempt from Arizona income tax. These may be items such as bank statements, brokerage statements, etc.

Be sure you add the amount you received while an Arizona resident from non-Arizona municipal bonds to your income on line 30, *Other Additions to Income*.

Line 17 - Dividends

Enter all amounts received while an Arizona resident.

You must also enter any dividends derived from Arizona sources during the part of the year you were an Arizona nonresident. Dividend income from Arizona sources is dividend income that has acquired an Arizona business situs.

Line 18 - Arizona Income Tax Refunds

Enter the amount of Arizona income tax refunds received in 2021 that you included in your federal adjusted gross income.

Line 19 - Business Income or (Loss)

Enter any business or farm income or (loss) incurred while you were an Arizona resident. Also enter income or (loss) derived from Arizona businesses during the part of the year you were an Arizona nonresident.

For the period while a nonresident, income earned by a nonresident who is a sole owner of a qualifying out-of-state business, from performing qualified disaster recovery work

during a disaster period, is exempt from Arizona income tax. Exclude this income from line 19 in the Arizona column.

For the purpose of this exemption, a qualifying out-of-state business is a business that is temporarily in Arizona to solely perform qualified disaster recovery work during a disaster period. For more information, see the department’s publication, Pub. 720, *Disaster Recovery Tax Relief*.

Line 20 - Gains or (Losses)

Only enter those gains or (losses) used to determine the amount reported on the Capital Gain or (Loss) line on page 1 of your federal return. **This amount should be reported in your federal adjusted gross income.**

In the Arizona column, enter the amount of net gain or (loss) on line 20 *only* from the following:

- Any gain or (loss) on property sold while an Arizona resident if you included the amount as income on your 2021 federal return.
- Any gain or (loss) on sales of Arizona property (Arizona sources) during the part of the year you were an Arizona nonresident.

NOTE: *If you reported the maximum allowable net capital (loss) for the current taxable year on your federal return, enter the total amount of net capital loss from all property sold while a resident and net capital loss from all property sourced to Arizona during the part of the year you were an Arizona nonresident used to compute the allowable net capital loss claimed on your federal return.*

For example: A single taxpayer has a \$3,000 capital gain from property sold in State XYZ of which \$1,000 was earned while an Arizona resident and \$2,000 was earned during the period while a nonresident.

Taxpayer also had a (\$7,000) capital (loss) from Arizona property sold during the period while a resident in Arizona resulting in a (\$4,000) net federal capital loss. [(\$3,000 gain – (\$7,000 loss) = (\$4,000 net loss)]

Because taxpayer is limited to claiming a loss in the amount of (\$3,000) on the federal tax return, the taxpayer must carryforward the remaining amount of the loss (\$1,000), for federal purposes. [(\$4,000 actual loss) – \$3,000 limit = (\$1,000 loss carryforward)]

- For the current tax year: the part-year resident taxpayer would enter the loss actually used (\$5,000), for Arizona purposes, on line 20 of the Arizona column. [(\$7000 loss less \$1,000 loss carryforward + \$1,000 gain earned while a resident) = \$5,000 loss].
- Assuming taxpayer has no other gains or (losses) from non-Arizona sources, the taxpayer would enter the remaining Arizona sourced capital loss (\$1,000) on line 20, of the Arizona column in the year the carryforward amount is used for federal purposes

Line 21 - Rents, etc.

Enter income received from rents, royalties, partnerships, estates, trusts, small business corporations, etc., while an Arizona resident.

Also enter rents or royalties earned on Arizona properties during the part of the year you were an Arizona nonresident. Enter any income or (loss) derived from Arizona sources from partnerships, small business corporations, etc., during the part of the year you were an Arizona nonresident.

Line 22 - Other Income Reported on Your Federal Return

Enter other income shown on your federal return that you received while an Arizona resident. Other income may include alimony that is included in your computation of your federal taxable income, pensions, social security, unemployment, and lottery and gambling winnings. Include a schedule listing these other items. Also enter any other income derived from Arizona sources during the part of the year you were an Arizona nonresident.

Net Operating Losses

Arizona does not have specific provisions for calculating the net operating loss of an individual. Generally, the amount of net operating loss deduction included in your federal adjusted gross income is the amount allowable for Arizona purposes. However, there are instances when the amount allowable for Arizona purposes may be different.

As a part-year resident, Arizona recognizes that portion of the federal net operating loss which is attributable to income taxed by Arizona as the Arizona net operating loss.

As a part-year resident, include in Arizona gross income the amount of federal net operating loss carry forward or carryback attributable to Arizona unless any of the following apply:

- The net operating loss attributable to Arizona included in your federal adjusted gross income has already been deducted for Arizona purposes.
- The net operating loss included in your federal adjusted gross income was incurred from non-Arizona sources while a nonresident.

Enter the amount of net operating loss deduction included in your federal adjusted gross income that was attributable to income taxed by Arizona. Do not include any amount of the loss that has already been deducted for Arizona purposes.

For information on deducting a net operating loss carryback in cases where you did not make an election under Internal Revenue Code (IRC) § 172(b)(1)(H), see the department’s procedure, ITP 13-1, *Procedure for Individuals Deducting a Net Operating Loss Carryback*. If you made an election under IRC § 172(b)(1)(H), see the instructions for line 44, “Other Subtractions From Income.”

Line 23 - Total Income

Add lines 15 through 22 and enter the total.

Line 24 - Other Federal Adjustments

If any of the following are included in adjustments shown on your federal return, make an entry on this line as explained:

- **IRA:** Enter the amount actually paid while an Arizona resident for your IRA and/or your spouse’s IRA.
- **Student loan interest:** Enter the amount you paid while an Arizona resident.
- **Self-employed SEP, SIMPLE and qualified plans:** Enter the amount actually paid while an Arizona resident.
- **Self-employment tax:** Enter that portion of the self-employment tax that relates to self-employment income reportable to Arizona.
- **Self-employed health insurance:** Enter that amount of self-employed health insurance that was actually paid while an Arizona resident.
- **Penalty on early withdrawal of savings:** Multiply the federal deduction by the ratio of your Arizona interest to your federal interest.
- **Alimony:** Enter the amount actually paid while an Arizona resident and included in your computation of federal taxable income.
- **Moving expenses:** Enter the amount of moving expenses included in your federal adjusted gross income that you accrued and paid during the part of the year you were an Arizona resident.

NOTE: Do not enter any amounts for items 1 through 8 above unless you deducted these items in computing your federal adjusted gross income.

If your federal return shows other adjustments to income, include your own schedule to show your calculation.

Line 25 - Federal Adjusted Gross Income

Subtract line 24 from line 23 in the FEDERAL column.

Line 26 - Arizona Gross Income

Subtract line 24 from line 23 in the ARIZONA column.

Arizona gross income is made up of the portion of the federal adjusted gross income earned by the taxpayer during the period of residency (regardless of source as long as taxable by Arizona) plus the Arizona source income earned during the portion of the year that the taxpayer was a non-resident.

Line 27 - Arizona Income Ratio

Divide line 26 by line 25, and enter the result on line 27. You must round your answer to **three** decimal places. This is your Arizona income ratio of your total income. **Do not enter more than 1.000.**

Do not include the percent sign (%) with the amount entered on line 27.

Examples							
Arizona Gross Income from line 26	Federal Adjusted Gross Income from line 25	Arizona income ratio					
\$ 17,516	\$ 32,000	$17,516/32,000 = .547375$ enter on line 28: <table border="1" style="display: inline-table; vertical-align: middle;"> <tr> <td style="width: 20px; height: 20px;"></td> <td style="width: 20px; height: 20px;">.</td> <td style="width: 20px; height: 20px;">5</td> <td style="width: 20px; height: 20px;">4</td> <td style="width: 20px; height: 20px;">7</td> </tr> </table>		.	5	4	7
	.	5	4	7			
\$ 25,650	\$ 92,100	$25,650/92,100 = .278501$ enter on line 28: <table border="1" style="display: inline-table; vertical-align: middle;"> <tr> <td style="width: 20px; height: 20px;"></td> <td style="width: 20px; height: 20px;">.</td> <td style="width: 20px; height: 20px;">2</td> <td style="width: 20px; height: 20px;">7</td> <td style="width: 20px; height: 20px;">9</td> </tr> </table>		.	2	7	9
	.	2	7	9			
\$ 10,000	\$ 9,000	$10,000/9,000 = 1.11111$ enter on line 28: <table border="1" style="display: inline-table; vertical-align: middle;"> <tr> <td style="width: 20px; height: 20px;">1</td> <td style="width: 20px; height: 20px;">.</td> <td style="width: 20px; height: 20px;">0</td> <td style="width: 20px; height: 20px;">0</td> <td style="width: 20px; height: 20px;">0</td> </tr> </table>	1	.	0	0	0
1	.	0	0	0			

- If Arizona gross income and federal adjusted gross income are both positive and Arizona’s gross income is greater than the federal adjusted gross income, enter 1.000 on line 27.
- If Arizona gross income is positive (greater than zero), and federal adjusted gross income is equal to or less than zero (negative), enter 1.000 on line 27.
- If Arizona gross income is equal to or less than zero (negative), and federal adjusted gross income is more than zero, enter 0.000 on line 27.
- If Arizona gross income and federal adjusted gross income are both zero, enter 1.000 on line 27.
- If Arizona gross income is zero, and federal adjusted gross income is negative, enter 0.000 on line 27.
- If Arizona gross income and federal adjusted gross income are both negative, divide the Arizona amount by the federal amount and enter the result on line 27. The percentage cannot be more than 1.000.

Arizona Small Business Tax Return

Beginning with tax year 2021, individuals may elect to report their small business income on Arizona Form 140PY-SBI, Small Business Income, for the small business income amount included in their federal adjusted gross income.

An individual’s small business income is reported on federal Schedules B, C, D, E, F and Form 4797 (for amounts not included on Schedule D). For more information, see Form 140PY-SBI and instructions.

How do I elect to report small business income on Arizona Form 140PY-SBI?

Taxpayers make the election by simply completing Form 140PY-SBI reporting their small business income **and including the completed form with their Form 140PY tax return, when filed.**

NOTE: *You must include Form 140PY-SBI with your Form 140PY, when filed. If you do not include Form 140PY-SBI with your Form 140PY, processing of your return may be delayed or your subtraction on line 28 may be denied.*

Modified Arizona Gross Income

Line 28 - Small Business Income

If you elect to report your small business income on Arizona Form 140PY-SBI, check the box on line 28 and enter the amount of small business income reported on Form 140PY-SBI, line 10.

If you are not making this election, enter "0" on line 28.

Line 29 – Modified Federal Adjusted Gross Income

Subtract line 28 from line 26.

Additions to Income

Line 30 - Total Depreciation Included in Arizona Gross Income

If you are making the small business election, do not make the addition here, make it on the 140PY-SBI tax return.

Enter the amount of depreciation deducted on the federal return that is included in Arizona gross income. If you make an entry here, you should also take a subtraction on line 40, for the amount that is attributable to income taxable by Arizona. See the instructions for line 40.

Line 31 - Other Additions to Income

Use line 31 if any of the special circumstances below apply.

NOTE: *If you are reporting any adjustment on line 31, complete page 5 of your tax return, Other Additions to Arizona Gross Income, and include it with your return. If are not reporting any adjustment on line 31, do not include page 5 with your return.*

A. Non-Arizona Municipal Interest

If you are making the small business election, do not make the addition here, make it on the 140PY-SBI tax return.

Enter interest income earned from non-Arizona municipal bonds while an Arizona resident.

NOTE: *You must reduce this addition by any interest or other related expenses incurred to purchase or carry the obligation. As a part-year resident, you must reduce the addition by the amount of those expenses attributable to income subject to Arizona tax. You may reduce the addition by those expenses that you could not deduct on your federal return.*

B. Ordinary Income Portion of Lump Sum Distribution Excluded on Your Federal Return

Arizona law does not provide for averaging. Enter the amount of the distributions received while an Arizona resident and treated as ordinary income on your federal return. If you chose to treat the capital gain portion of the distributions as ordinary income, you must also include that amount on line 31. For more information, see the department's ruling, ITR 93-5, *Arizona's Income Tax Treatment of the Capital Gain Portion of a Lump Sum Distribution from a Qualified Retirement Plan.*

C. Fiduciary Adjustment - Form 141AZ Schedule K-1 and/or Schedule K-1(NR)

If you are making the small business election, do not make the addition here, make it on the 140PY-SBI tax return.

A fiduciary uses Arizona Form 141AZ Schedule K-1 and/or Schedule K-1(NR) to report to you your share of the fiduciary adjustment from the trust or estate. Line 3 of Form 141AZ Schedule K-1 or K-1(NR) shows your share of the fiduciary adjustment from the estate or trust. Depending on your situation, you may either add (line 31) or subtract (line 44) this amount.

If the amount reported on line 3 of your Form 141AZ Schedule K-1 or Schedule K-1(NR) is a positive number, enter that portion of line 3 that is allocable to estate or trust income taxable by Arizona as an addition on line 31.

NOTE *If the amount on line 3 of your Form 141AZ Schedule K-1 or K-1(NR) is a negative number, enter that portion of line 3 that is allocable to estate or trust income taxable by Arizona as a subtraction on line 44.*

D. Partnership Income Adjustment (Positive)

If you are making the small business election, do not make the addition here, make it on the 140PY-SBI tax return.

Depending on your situation, you may either add (line 31) or subtract (line 44) this amount.

Use this adjustment if line 3 of your Arizona Form 165 Schedule K-1 shows a difference between federal and state distributable income.

If the difference reported on line 3, of your Arizona Form 165 Schedule K-1 is a positive number, include that portion of the difference that is allocable to partnership income taxable by Arizona as an addition on line 31.

NOTE: *If the difference reported on line 3 of your Arizona Form 165 Schedule K-, is a negative number, include that portion of the difference that is allocable to partnership income taxable by Arizona as a subtraction on line 44.*

E. Items Previously Deducted for Arizona Purposes

Arizona statutes prohibit a taxpayer from deducting items more than once. If your Arizona taxable income includes items previously deducted for Arizona purposes, you must add such amounts to your Arizona gross income.

F. Claim of Right Adjustment for Amounts Repaid in 2021

NOTE: For items F and G; taxpayers that made the election to file an Arizona Small Business Income Tax Return in 2021, if the income required to be paid back under the claim of right is the type of income that would be included in lines 4 through 9 of the 140PY-SBI return if the income were reported in 2021, the adjustment should be made in the 140PY-SBI return. All other claim of right adjustments should be made on the regular 140PY return.

You must make an entry here if **all** of the following apply:

1. During 2021, you were required to repay amounts held under a claim of right.
2. The amount required to be repaid was subject to Arizona income tax in the year included in income.
3. The amount required to be repaid during 2021 was more than \$3,000.
4. You took a deduction for the amount repaid on your 2021 federal income tax return.
5. The deduction taken on your federal income tax return is reflected in your Arizona taxable income.

If the above apply, include the amount deducted on your federal income tax return which is reflected in your Arizona taxable income.

For more information, see the department’s procedure, ITP 16-1, *Procedure for Individuals Who Restore Substantial Amounts Held Under a Claim of Right*.

G. Claim of Right Adjustment for Amounts Repaid in Prior Taxable Years

You must make an entry here if **all** of the following apply:

- During a year prior to 2021, you were required to repay income held under a claim of right.
- You computed your tax for that prior year under Arizona's claim of right provisions.
- A net operating loss or capital loss was established due to the repayment made in the prior year.
- You are entitled to take that net operating loss or capital loss carryover into account when computing your 2021 Arizona taxable income.
- The amount of the loss carryover included in your Arizona gross income is more than the amount allowed to be taken into account for Arizona purposes.

Include the amount by which the loss carryover included in your Arizona gross income is more than the amount allowed for the taxable year under Arizona law.

H. Addition to S Corporation Income Due to Credits Claimed

If you are making the small business election, do not make the addition here, make it on the 140PY-SBI tax return.

Shareholders of an S corporation who claim a credit passed through from an S corporation must make an addition to income for the amount of expenses disallowed by reason of claiming the credit.

An S corporation that passes the following credits through to its shareholders must notify each shareholder of his or her pro rata share of the adjustment. You must include an amount on this line when claiming any of the following credits.

- Agricultural Water Conservation System Credit (Form 312)
- Pollution Control Credit (Form 315)

I. Adjusted Basis in Property for Which You Have Claimed a Credit for Investment in Qualified Small Businesses

If you are making the small business election, do not make the addition here, make it on the 140PY-SBI tax return.

If you claim a credit for an investment in a qualified small business on Form 338, you must adjust your basis in the investment by the amount of the credit claimed. You must report this difference in basis on the Arizona return that you file for the taxable year in which you sell or otherwise dispose of the investment. If you sold or otherwise disposed of the investment during the 2021 taxable year, include the amount by which the adjusted basis computed under the IRC with respect to that property exceeds the adjusted basis of the property computed under A.R.S. § 43-1074.02.

J. Nonqualified Withdrawals from 529 College Savings Plans

You must make an addition to income if both of the following apply to you:

- You received a nonqualified withdrawal from a 529 college savings plan.
- You did not include the amount of the withdrawal in your federal adjusted gross income.

The amount that you must add is the amount withdrawn, but no more than the difference between the amount of contributions subtracted in prior years and the amount added in any prior years. A nonqualified withdrawal is a withdrawal other than any of the following:

- A qualified withdrawal. A qualified withdrawal is a withdrawal from an account to pay the qualified higher education expenses of the designated beneficiary of the account.
- A withdrawal made as the result of the death or disability of the designated beneficiary of an account.
- A withdrawal that is made on the account of a scholarship, or the allowance or payment described in IRC § 135(d)(1)(B) or (C) and that is received by the designated beneficiary, but only to the extent of the amount of this scholarship, allowance or payment.
- A rollover or change of designated beneficiary.

K. Sole Proprietorship Loss of an Arizona Nonprofit Medical Marijuana Dispensary Included in Federal Adjusted Gross Income

If you are making the small business election, do not make the addition here, make it on the 140PY-SBI tax return.

NOTE: A dual licensee that elects to operate on a for-profit basis does not qualify for a subtraction for the medical marijuana portion of their business.

If you are registered as an Arizona sole proprietorship with the Arizona Department of Health Services to operate in this state as a nonprofit medical marijuana dispensary, you are required to add the amount of the loss from the dispensary that is included in the computation of your federal adjusted gross income. Include the amount of the loss.

NOTE: *If the Arizona nonprofit medical marijuana dispensary is registered with the Arizona Department of Health Services as anything other than a sole proprietorship, this subtraction does not apply.*

In addition, a sole proprietorship of an Arizona dual licensee that has not elected to operate on a for-profit basis may subtract the portion of income included in federal adjusted gross income that is from the medical marijuana portion of the business.

NOTE: *A dual licensee that elects to operate on a for-profit basis does not qualify for a subtraction for the medical marijuana portion of their business.*

L. Americans with Disabilities Act - Access Expenditures

If a subtraction is taken on line 44, *Other Subtractions from Income*, for the full amount of eligible access expenditures paid or incurred during the taxable year for Arizona properties to comply with the requirements of the Americans with Disabilities Act of 1990 or A.R.S. Title 41, chapter 9, article 8, any amount of eligible access expenditures that is recognized under the internal revenue code, including any amount that is amortized according to federal amortization schedules, and that is included in computing taxable income for the current taxable year must be added to Arizona gross income.

M. Amortization or Depreciation for Child Care Facility

You may need to make an addition for depreciation or amortization if you elected to amortize the cost of a child care facility under Arizona law in effect before 1990 and you are still deducting amortization or depreciation for that facility on your federal income tax return.

N. - Net Capital (Loss) from the Exchange of one kind of Legal Tender for Another kind of Legal Tender

If you are making the small business election, do not make the addition here, make it on the 140PY-SBI tax return.

NOTE: *If you elected to file the Arizona Small Business Income Tax Return, only claim the addition on this return if the net capital loss to which the addition relates was not moved to the Arizona Small Business Income Tax Return.*

To determine if you are required to make this addition to income, you must net **all** gains and (losses) from all exchanges of kind of legal tender for another kind of legal tender including amounts shown on Form 165 Schedule K-1, Form 120S Schedule K-1, and Form 141AZ, Schedule K-1.

Enter the amount of any net capital loss from Arizona sources and included in Arizona gross income for the taxable year that is derived from the exchange of one kind of legal tender for another kind of legal tender.

NOTE: *If the amount from all sources results in a net capital gain from the exchange of one kind of tender for another kind of tender, enter that amount on page 5, "N".*

For the purposes of this paragraph:

- (a) "Legal tender" means a medium of exchange, including specie that is authorized by the United States Constitution or Congress for the payment of debts, public charges, taxes, and dues.
- (b) "Specie" means coins having precious metal content.

O. Other Adjustments Related to Tax Credits

If you are making the small business election, do not make the addition here, make it on the 140PY-SBI tax return.

You may also need to make an addition if you claimed certain tax credits. Call one of the numbers listed on page 1, if any of the following apply:

- You claimed the Agricultural Water Conservation System Credit (Form 312)
- You claimed the Pollution Control Credit. (Form 315)
- You claimed the Agricultural Pollution Control Equipment Credit. (Form 325)

P. Other Adjustments

If you are making the small business election, do not make the addition here, make it on the 140PY-SBI tax return.

Other adjustments may be necessary. For example, you must add-back expenses related to income that Arizona does not tax. If you have more than one Other Adjustment, add the amounts together and enter the total.

Q. Total Other Additions to Arizona Gross Income

Add all amounts from page 5 and enter the total on line 31.

Line 32 - Subtotal

Add lines 29, 30 and 31. Enter the total on line 32.

Subtractions from Income

You may only subtract those items for which statutory authority exists. Without such authority, you cannot take a subtraction. If you have any questions concerning subtractions from income, call one of the numbers on page 1.

NOTE: *You may not subtract any amount which is allocable to income excluded from your Arizona taxable income.*

Lines 33 through 37 - Net Capital Gain or (Loss)

NOTE: *For lines 33-37; if you elected to file the Arizona Small Business Income Tax Return, only claim the subtraction on this return if the net capital gain to which the subtraction relates was not moved to the Arizona Small Business Income Tax Return.*

If you have net capital gains or (losses) not related to small business income, enter those amounts on Form 140PY, lines 33-37.

If you are not filing a small business income tax return, include all allowable net capital gains or (losses) on Form 140PY, lines 33-37.

If you enter an amount on line 33, you must complete lines 34 and 35. If you do not complete lines 35 and 36, you cannot take the subtraction on line 37.

NOTE: If you do not have any net capital gain or (loss) to report, enter zero, "0", on lines 33-36.

As a part-year resident, you may take the allowable subtraction on line 37 for:

- all qualified net long-term capital gains from federal Schedule D, **included in your federal adjusted gross income** while a resident; and
- **only** those qualified net long-term capital gains from federal Schedule D, **included in your federal adjusted gross income** from Arizona sources while a nonresident.

You may subtract 25% (.25) of qualifying Arizona net long-term capital gain **included in your federal adjusted gross income** that is derived from an investment in an asset acquired after December 31, 2011. Use the worksheet at the end of these instructions, *Worksheet for Net Long-Term Capital Gain Subtraction for Assets Acquired after December 31, 2011*, to determine the allowable subtraction. Keep the worksheet for your records.

Line 33 - Total Arizona Net Capital Gain or (Loss)

Enter the amount shown on line 20, of the Arizona column.

Line 34 - Total Arizona Net Short-Term Capital Gain or (Loss)

Enter the amount included on line 33

NOTE: If you are not required to report dividend distributions and/or short-term capital gains from mutual funds on federal Form Schedule D, do not include the short-term capital gain distributed by the mutual fund on line 34.

Line 35 - Total Arizona Net Long-Term Capital Gain or (Loss)

Enter the amount included on line 33.

If your net long-term capital gain (loss) is limited to an amount reported on Form 1099-DIV and you were not required to complete federal Schedule D, enter the amount shown on Form 1099-DIV on line 35.

Line 36 - Net Long-Term Capital Gain from Assets Acquired After December 31, 2011

Enter the amount included in line 35 from assets acquired after December 31, 2011.

NOTE: Only include net long-term capital gains on this line if it can be verified that the asset was acquired after December 31, 2011. If the date of acquisition cannot be determined, the asset is considered to have been acquired before January 1, 2012.

For purposes of this line, an asset acquired by gift or inheritance is considered acquired on the date it was acquired by the gift-giver or the deceased individual.

If you completed the worksheet, *Worksheet for Net Long-Term Capital Gain Subtraction for Assets Acquired after December 31, 2011*, at the end of these instructions, enter the amount from line 5 of the worksheet.

If you did not complete the worksheet and you do not have any net long-term capital gains from assets acquired after December 31, 2011, enter zero, "0."

Line 37 - Net Long-Term Capital Gain Subtraction From Income for Assets Acquired After December 31, 2011.

Multiply the amount on line 36 by 25% and enter the result.

CAUTION: If you take a subtraction on line 38 that includes any long-term capital gain from an investment made in a qualified small business **after** December 31, 2011, you **cannot include** that portion in your computation of the allowable subtraction on line 37 for any net long-term capital gain from assets acquired after December 31, 2011, and included in federal adjusted gross income.

NOTE: 1099-DIV: If you received Form 1099-DIV issued from a fund Administrator and the 1099-DIV included long-term capital gains from the sale of assets within the fund (for example a mutual fund) for the current tax year and the form did not include the acquisition date of each asset sold within the fund, you cannot verify that the long-term capital gain was from an asset acquired by the Fund was after December 31, 2011, for the purpose of the allowable subtraction on line 37. In this case, you may want to contact the Fund Administrator and request to obtain the acquisition date of each asset sold within the fund. If the Administrator does not provide you with the specific date(s), then those assets cannot be included on line 36.

1099-B: If you received Form 1099-B showing a capital gain or (loss) from the sale of your portion of a fund (for example a mutual fund), Form 1099-B would generally include your purchase date of the fund including acquisition dates of assets included in your portion of the fund when reporting short-term or long-term capital gains or (losses). In this case, you would know the specific date the asset was acquired and those assets may be included on line 37.

Line 38 - Net Capital Gain from Investment in a Qualified Small Business

If you are making the small business election, do not take the subtraction here, take it on the 140PY-SBI tax return.

To take the subtraction for a net capital gain from investment in an Arizona qualified small business, you must net all gains and (losses) from investments in Arizona qualified small businesses

DO NOT STAPLE ANY ITEMS TO THE RETURN.

Arizona Form 140PY

Part-Year Resident Personal Income Tax Return

FOR CALENDAR YEAR 2021

82F Check box 82F if filing under extension OR FISCAL YEAR BEGINNING [M,M,D,D] 2,0,2,1 AND ENDING [M,M,D,D] 2,0,Y,Y. 66F

1 Your First Name and Middle Initial Last Name Enter your SSN(s) Your Social Security Number

1 Spouse's First Name and Middle Initial (if box 4 or 6 checked) Last Name Spouse's Social Security No.

2 Current Home Address - number and street, rural route Apt. No. Daytime Phone (with area code) 94

3 City, Town or Post Office State ZIP Code Last Names Used in Last Four Prior Year(s) (if different) 97

EXEMPTIONS FILING STATUS 4 Married filing joint return 4a Injured Spouse Protection of Joint Overpayment REVENUE USE ONLY. DO NOT MARK IN THIS AREA. 5 Head of household: Enter name of qualifying child or dependent on next line: 88R 6 Married filing separate return: Enter spouse's name and Social Security Number above. 7 Single Enter the number claimed. Do not put a check mark. 8 Age 65 or over (you and/or spouse) If completing lines 8, 9, and 11a, also complete lines 46, 81P PM 47, and 49. For lines 10a and 10b, also complete line 59. 80R RCVD 9 Blind (you and/or spouse) 10a Dependents: Under age of 17. 10b Dependents: Age 17 and over. 11a Qualifying parents and grandparents

12-13 Residency Status (check one): 12 Part-Year Resident Other than Active Military 13 Part-Year Resident Active Military

Table with 6 columns: (a) FIRST AND LAST NAME, (b) SOCIAL SECURITY NUMBER, (c) RELATIONSHIP, (d) NO. OF MONTHS LIVED IN YOUR HOME IN 2021, (e) Dependent Age included in: (Box 10a), (Box 10b), (f) if you did not claim this person on your federal return due to educational credits. Rows 10c, 10d.

Table with 6 columns: (a) FIRST AND LAST NAME, (b) SOCIAL SECURITY NO., (c) RELATIONSHIP, (d) NO. OF MONTHS LIVED IN YOUR HOME IN 2021, (e) IF AGE 65 OR OVER, (f) IF DIED IN 2021. Rows 11b, 11c.

14 Dates of Arizona residency: From [M,M,D,D] Y,Y,Y,Y to [M,M,D,D] Y,Y,Y,Y. List other state(s) of residency: [] 2021 FEDERAL Amount from Federal Return 2021 ARIZONA Amount Only

Main income table with 32 rows. Columns include line numbers, descriptions (e.g., Wages, salaries, tips, interest, dividends), and amounts for 2021 FEDERAL and 2021 ARIZONA. Includes subtotal and net capital gain calculations.

Place any required federal and AZ schedules or other documents after Form 140PY.

2021 Form 140PY - Standard Deduction Increase for Charitable Contributions

You must complete this worksheet if you are taking an increased standard deduction for charitable contributions. Include the completed worksheet with your tax return, when filed. If you do not include the completed worksheet, your standard deduction will not be increased.

Taxpayers electing to take the Standard Deduction may *increase* the standard deduction amount by 25% (.25) of the total amount of the taxpayer's charitable deductions that would have been allowed if the taxpayer elected to claim itemized deductions on the Arizona tax return.

Charitable contributions (lines 1C, 2C, and 3C) are those gifts allowed on federal Form 1040 Schedule A (Gifts to Charity) that you would have claimed had you elected to take itemized deductions on your federal return.

NOTE 1: As a part-year resident filing Arizona Form 140PY, you may only include those charitable contributions that are incurred and paid while an Arizona resident plus the amount of such gifts from Arizona sources incurred and paid during the part of the year while an Arizona nonresident.

NOTE 2: You must reduce your contribution amount by the total charitable contributions you made during January 1, 2021 through December 31, 2021 for which you are claiming an Arizona tax credit under Arizona law for the current tax year return or claimed on the prior tax year return. Enter this amount on line 5C.

NOTE 3: If you itemized deductions on your federal return (1040 Schedule A) and were required to adjust the amount of your allowable contributions on your federal 1040 Schedule A for the amount claimed as a tax credit on your Arizona income tax return, include the amount of the federal contribution adjustment to line 1C and enter the amount of the Arizona tax credit on line 5C.

Complete the worksheet to determine your allowable increased standard deduction for charitable contributions.

1C	2021 Gifts by cash or check.....	1C	00
2C	2021 Other than by cash or check.....	2C	00
3C	Carryover from prior year.....	3C	00
4C	Add lines 1C through 3C and enter the total.....	4C	00
5C	Total charitable contributions made in 2021 for which you are claiming a credit under Arizona law for the current (2021) or prior (2020) tax year.....	5C	00
6C	Subtract line 5C from line 4C and enter the difference. If less than zero, enter "0".....	6C	00
7C	Multiply line 6C by 25% (.25) and enter the result.....	7C	00

- Enter the amount shown on line 7C on page 2, line 54.
- Be sure to check box **53S** for Standard Deduction on line 53.
- Check box **54C** for charitable contributions on line 54. If you do not check this box, you may be denied the increased standard deduction.

2021 Form 140PY Dependent and Other Exemption Information

Include page 4 with your return if:

- You are listing additional dependents (for box 10a and 10b) from page 1.
- You are listing additional qualifying parents and grandparents (for box 11a) from page 1.
 - You are claiming *Other Exemptions* on page 2, line 48.

Part 1: Dependents (Box 10a and 10b) continued from page 1

Information used to compute your allowable Dependent Tax Credit on page 2, line 59.

NOTE: If you have more than three qualifying dependents, you **must** complete Part 1 *and* the worksheet in the instructions to compute your Dependent Tax Credit on line 59.

	(a) FIRST AND LAST NAME (Do not list yourself or spouse.)	(b) SOCIAL SECURITY NUMBER	(c) RELATIONSHIP	(d) NO. OF MONTHS LIVED IN YOUR HOME IN 2021	(e) ✓ Dependent Age included in:		(f) ✓ IF YOU DID NOT CLAIM THIS PERSON ON YOUR FEDERAL RETURN DUE TO EDUCATIONAL CREDITS
					1 (Box 10a)	2 (Box 10b)	
10e					<input type="checkbox"/>	<input type="checkbox"/>	<input type="checkbox"/>
10f					<input type="checkbox"/>	<input type="checkbox"/>	<input type="checkbox"/>
10g					<input type="checkbox"/>	<input type="checkbox"/>	<input type="checkbox"/>
10h					<input type="checkbox"/>	<input type="checkbox"/>	<input type="checkbox"/>
10i					<input type="checkbox"/>	<input type="checkbox"/>	<input type="checkbox"/>
10j					<input type="checkbox"/>	<input type="checkbox"/>	<input type="checkbox"/>
10k					<input type="checkbox"/>	<input type="checkbox"/>	<input type="checkbox"/>
10l					<input type="checkbox"/>	<input type="checkbox"/>	<input type="checkbox"/>
10m					<input type="checkbox"/>	<input type="checkbox"/>	<input type="checkbox"/>
10n					<input type="checkbox"/>	<input type="checkbox"/>	<input type="checkbox"/>
10o					<input type="checkbox"/>	<input type="checkbox"/>	<input type="checkbox"/>

Part 2: Qualifying parents and grandparents (Box 11a) continued from page 1

Additional qualifying parents and grandparents information used to compute your allowable exemption on page 2, line 49.

	(a) FIRST AND LAST NAME (Do not list yourself or spouse.)	(b) SOCIAL SECURITY NUMBER	(c) RELATIONSHIP	(d) NO. OF MONTHS LIVED IN YOUR HOME IN 2021	(e) ✓ IF AGE 65 OR OVER	(f) ✓ IF DIED IN 2021
11d					<input type="checkbox"/>	<input type="checkbox"/>
11e					<input type="checkbox"/>	<input type="checkbox"/>
11f					<input type="checkbox"/>	<input type="checkbox"/>
11g					<input type="checkbox"/>	<input type="checkbox"/>
11h					<input type="checkbox"/>	<input type="checkbox"/>
11i					<input type="checkbox"/>	<input type="checkbox"/>

Part 3: Other Exemptions

Information used to compute your allowable Other Exemptions on page 2, line 48.

	(a) FIRST AND LAST NAME (Do not list yourself or spouse.)	(b) SOCIAL SECURITY NUMBER	(c) ✓ AGE 65 OR OVER (see instructions)		(d) ✓ STILLBORN CHILD IN 2021
			C1	C2	
1			<input type="checkbox"/>	<input type="checkbox"/>	<input type="checkbox"/>
2			<input type="checkbox"/>	<input type="checkbox"/>	<input type="checkbox"/>
3			<input type="checkbox"/>	<input type="checkbox"/>	<input type="checkbox"/>
4			<input type="checkbox"/>	<input type="checkbox"/>	<input type="checkbox"/>
5			<input type="checkbox"/>	<input type="checkbox"/>	<input type="checkbox"/>
6			<input type="checkbox"/>	<input type="checkbox"/>	<input type="checkbox"/>
7			<input type="checkbox"/>	<input type="checkbox"/>	<input type="checkbox"/>
8			<input type="checkbox"/>	<input type="checkbox"/>	<input type="checkbox"/>
9			<input type="checkbox"/>	<input type="checkbox"/>	<input type="checkbox"/>
10			<input type="checkbox"/>	<input type="checkbox"/>	<input type="checkbox"/>

Enter the total number of individuals listed in Part 3 in box 48E on page 2, line 48.

2021 Form 140PY - Other Additions to Arizona Gross Income

Complete and include this schedule with your tax return **only** if you are making any adjustments **increasing** your Arizona Gross Income.

Note: If you are making any adjustments **reducing** your Arizona Gross Income complete page 6.

Other Additions to Arizona Gross Income - Line 31 (see instructions for more information)

A	Non-Arizona Municipal Interest.....	A		00
B	Ordinary Income Portion of Lump-Sum Distributions Excluded on Your Federal Return.....	B		00
C	Fiduciary Adjustment from Arizona Form 141AZ Schedule K-1 and/or Schedule K-1(NR).....	C		00
D	Partnership Income Adjustment.....	D		00
E	Items Previously Deducted for Arizona Purposes.....	E		00
F	Claim of Right Adjustment for Amounts Repaid in 2021.....	F		00
G	Claim of Right Adjustment for Amounts Repaid in Prior Years.....	G		00
H	Addition to S Corporation Income Due to Claiming Pass-Through Credit (Forms 312 and 315).....	H		00
I	Adjusted Basis in Property for Which You Have Claimed a Credit for Investment in Qualified Small Businesses (Form 338).....	I		00
J	Nonqualified Withdrawals from 529 College Savings Plans.....	J		00
K	Sole Proprietorship Loss of an Arizona Nonprofit Medical Marijuana Dispensary Included in Federal Adjusted Gross Income. Sole Proprietorship loss of an Arizona dual licensee that has not elected to operate on a for-profit basis must also add back the portion of their loss that is from the medical marijuana portion of the business that is included in their federal adjusted gross income.....	K		00
L	Americans with Disabilities Act - Access Expenditures.....	L		00
M	Amortization or Depreciation for Child Care Facility Before 1990.....	M		00
N	Net capital loss derived from exchange of legal tender: See instructions.....	N		00
O	Other Adjustments Related to Tax Credits.....	O		00
P	Other Adjustments - see instructions.....	P		00
Q	Total Other Additions: Add all amounts and enter the total here and on line 31.....	Q		00

2021 Form 140PY - Other Subtractions from Arizona Gross Income

Complete and include this schedule with your tax return **only** if you are making any adjustments **decreasing** your Arizona Gross Income.

Note: If you are making any adjustments increasing your Arizona Gross Income complete page 5.

Other Subtractions from Arizona Gross Income - Line 44 (see instructions for more information)

A	Exclusion for U.S. Government, Arizona State, or Local Government Pensions (up to \$2,500 per taxpayer).....	A	00
B	Exclusion for Benefits, Annuities, and Pensions Received as Retired or Retainer Pay of the Uniformed Service of the United States. You may subtract 100% of the amount received.....	B	00
C	Agricultural Crops Given to Arizona Charitable Organizations.....	C	00
D	Certain Wages of American Indians.....	D	00
E	Pay Received for Active Service as a Member of the Reserves, National Guard, or the U.S. Armed Forces...	E	00
F	Federally Taxable Arizona Municipal Interest as Evidenced by Bonds.....	F	00
G	Adoption Expense.....	G	00
H	Qualified Wood Stove, Wood Fireplace, or Gas Fired Fireplace.....	H	00
I	Claim of Right Adjustment for Amounts Repaid in Prior Tax Years.....	I	00
J	Certain Expenses Not Allowed for Federal Purposes.....	J	00
K	Qualified State Tuition Program Distributions.....	K	00
L	Installment Sale Income From Another State Taxed by the Other State in a Prior Taxable Year.....	L	00
M	Basis Adjustment for Property Sold or Otherwise Disposed of During the Taxable Year.....	M	00
N	Fiduciary Adjustment from Arizona Form 141AZ Schedule K-1 and/or Schedule K-1(NR).....	N	00
O	Partnership Income Adjustment.....	O	00
P	Net Operating Loss Adjustment.....	P	00
Q	Sole Proprietorship Income of an Arizona Nonprofit Medical Marijuana Dispensary Included in Federal Adjusted Gross Income. In addition, Sole Proprietorship income of an Arizona dual licensee that has not elected to operate on a for-profit basis may subtract the portion of their federal taxable income that is from the medical marijuana portion of the business. A dual licensee that elects to operate on a for-profit basis does not qualify for a subtraction for the medical marijuana portion of their business.....	Q	00
R	Long-Term Care Insurance Premiums.....	R	00
S	Americans with Disabilities Act - Access Expenditures.....	S	00
T	Exploration Expenses Deferred before January 1, 1990.....	T	00
U	Sole Proprietorship of an Arizona Marijuana Establishment, Marijuana Testing Facilities and dual licensees that operate on a for-profit basis: enter the total amount of ordinary and necessary expenses related to the sales of recreational use products reported on Schedule DFE (line 16). An LLC that has elected to be treated as a disregarded entity for federal purposes, and also elected to operate on a for-profit basis may subtract the total amount of ordinary and necessary expenses related to the sales of recreational use products reported on Schedule DFE (line 16).....	U	00
V	S corporation shareholders of an Arizona Marijuana Establishment, Marijuana Testing Facilities and dual licensees that operate on a for-profit basis: enter the amount of your pro-rata share of ordinary and necessary expenses related to the sales of recreational use products as shown on your 120S Schedule K-1, line 7 or K-1(NR), line 20.....	V	00
W	Net capital gain derived from exchange of legal tender: See instructions.....	W	00
X	Other Adjustments - see instructions.....	X	00
Y	Total Other Subtractions: Add all amounts and enter the total here and on line 44.....	Y	00

Include with your return.

Your Name as shown on Form 140PY	Your Social Security Number
Spouse's Name as shown on Form 140PY (if filing joint)	Spouse's Social Security Number

Medical and Dental Expenses • Taxes • Interest Expense • Gifts to Charity

1 Medical and dental expenses incurred and paid while an Arizona resident plus the amount of such expenses from Arizona sources that you incurred and paid during the part of the year while an Arizona nonresident.....	1		00
2 Taxes allowable on federal Form 1040, Schedule A that you incurred and paid while an Arizona resident plus the amount of such taxes from Arizona sources that you incurred and paid during the part of the year while an Arizona nonresident.....	2		00
3 Interest expense. See instructions	3		00
4 If you received a federal credit, for interest paid on mortgage credit certificates (from federal Form 8396), enter the amount of mortgage interest you paid while an Arizona resident for 2021 that is equal to the amount of your 2021 federal credit.....	4		00
5 Gifts to charity allowable on federal Form 1040, Schedule A that you incurred and paid while an Arizona resident plus the amount of such gifts from Arizona sources that you incurred and paid during the part of the year while an Arizona nonresident.....	5		00

Casualty and Theft Losses

6 Casualty loss(es) allowable on federal Form 4684.....	6		00
7 Amount of loss on line 6 incurred while you were an Arizona resident plus the amount of loss from Arizona sources on line 6 that you incurred during the part of the year while an Arizona resident.....	7		00

Other Expenses

8 Other expenses allowable on federal Form 1040, Schedule A that you incurred and paid while an Arizona resident plus the amount of such expenses from Arizona sources that you incurred and paid during the part of the year while an Arizona nonresident.....	8		00
9 Add lines 1, 2, 3, 4, 5, 7 and 8. Enter the total.	9		00

Adjustments: State Income Taxes and Charitable Contributions

10 Amount of state income taxes deducted on the federal Schedule A that are for contributions to a charity for which an Arizona credit was received. If your tax deduction was limited on your federal Schedule A, complete the worksheet on page 2 to determine the adjustment on this line.....	10		00
11 Enter the amount of charitable contributions for which you are taking a credit under Arizona law.....	11		00
12 Arizona itemized deductions: Subtract lines 10 and 11 from line 9. Enter the difference. If less than zero, enter "0". Also, enter the amount on Form 140PY, line 53.....	12		00



You must include a copy of federal Form 1040, Schedule A with your return if you itemize your deductions on your Arizona return.

2021 Form 140PY Schedule A(PY) Adjustment to State Income Taxes

Arizona Revised Statutes § 43-1042 was amended to require taxpayers to reduce the amount of itemized deductions for amounts used to claim an Arizona credit, even if the amount was deducted on the federal return as state income taxes paid rather than charitable contributions.

1A	Total state income taxes on the federal Schedule A before applying the federal limitations.....	1A	00
2A	Amount included in the line 1A for which you claimed an Arizona credit.....	2A	00
3A	Subtract line 2A from line 1A. Enter the difference.....	3A	00
4A	Limit from federal Schedule A. Enter \$10,000 (\$5,000 if married filing separate)..	4A	00
5A	Enter the smaller of line 3A or 4A.....	5A	00
6A	Enter total state income taxes claimed on federal Schedule A (after limitation).....	6A	00
7A	Subtract line 5A from line 6A. This is the amount of your Arizona adjustment. Enter the amount on page 1, line 10.....	7A	00

DO NOT STAPLE ANY ITEMS TO THE RETURN.

For the calendar year 2021 or fiscal year beginning MM, DD, YYYY 2, 0, 2, 1 and ending MM, DD, YYYY 66

1 Your First Name and Middle Initial	Last Name	Enter your SSN(s).	Your Social Security Number
1 Spouse's First Name and Middle Initial (if filing joint)	Last Name		Spouse's Social Security No.
2 Current Home Address - number and street, rural route		Apt. No.	Daytime Phone (with area code) 94
3 City, Town or Post Office		State	ZIP Code

REVENUE USE ONLY. DO NOT MARK IN THIS AREA.

88	81 PM
80 RCVD	

- Resident Personal Income Tax Forms – Check only one box:**
- 140 140A 140EZ 140PTC 140ET
 - Part-Year Resident Personal Income Tax, Form 140PY
 - Nonresident Personal Income Tax, Form 140NR
 - Nonresident Composite, Form 140NR

Filing Form 204 will also provide an automatic 6-month extension for your Small Business Income tax return (Form 140-SBI, Form 140NR-SBI or Form 140PY-SBI). Do not file Form 204-SBI unless you are making an extension payment for your Small Business tax return. See Form 204-SBI for more information. Use Form 204-SBI to make this payment.

<p>All extension requests must be postmarked on or before the original due date of the return, unless the original due date falls on a Saturday, Sunday, or legal holiday. In that case, your request must be postmarked on or before the business day following that Saturday, Sunday, or legal holiday. If you are a calendar year filer, your request for a 2021 filing extension must be postmarked on or before April 18, 2022.</p>	<p>An Arizona extension cannot be granted for more than six months beyond the original due date of the return. Arizona will grant an automatic six-month extension to individuals filing Forms 140, 140A, 140EZ, 140NR, 140PY, 140PTC, or 140ET. Arizona will accept a valid federal extension for the period covered by the federal extension. This includes the automatic six-month individual federal filing extension.</p>
--	--

CHECK ONE BOX:

<input type="checkbox"/> Individual Calendar Year Filers:	Fiscal Tax Year Ending	Return Due Date
This is a request for an automatic 6-month filing extension		October 17, 2022
<input type="checkbox"/> Individual Fiscal Year Filers:		
Enter taxable year end date and 6-month extended due date	M, M, D, D, Y, Y, Y, Y	M, M, D, D, Y, Y, Y, Y

A federal extension will be used to file this tax return. This form is being used to transmit the Arizona extension payment.

Note: Calendar year filers - Because October 15, 2022 falls on a Saturday, you have until October 17, 2022 to file your return.

1 Tax liability for 2021. You may estimate this amount	1		00
2 Arizona income tax withheld during 2021	2	00	
3 Arizona estimated tax payments for 2021	3	00	
4 Credits you will claim on your 2021 return. See Arizona Form 301 for a list of credits. 4	4	00	
5 Add lines 2 through 4	5		00
6 Balance of Tax: Subtract line 5 from line 1	6		00
7 Enter amount of payment enclosed with this extension..... PAYMENT ENCLOSED ▶	7		00

- Make check payable to Arizona Department of Revenue; **write your SSN, Form 204 and tax year on your payment.**
- **Include your payment with this form.**
- For **Nonresident Composite returns**, write "Composite 140NR" on payment and include the taxable year end and entity's EIN.

- **IMPORTANT:** If you are filing under a federal extension but are making an Arizona extension *payment by credit card or electronic payment*, **do not mail Form 204** to us. We will apply your extension tax payment to your account.
- If you **are** sending a payment with this request, mail to Arizona Department of Revenue, PO Box 29085, Phoenix, AZ 85038-9085.
- If you are **not** sending a payment with this request, mail to Arizona Department of Revenue, PO Box 52138, Phoenix, AZ 85072-2138.

THIS PAGE INTENTIONALLY LEFT BLANK

2021 Form 140PY Schedule A(PY) Itemized Deductions

For Part-Year Residents Only

Before you complete Arizona Form 140PY Schedule A(PY), you must complete a federal Form 1040 Schedule A.

You may itemize your deductions on your Arizona return even if you do not itemize deductions on your federal return. For the most part, you can deduct those items that are allowable itemized deductions under the Internal Revenue Code (IRC).

Even if you don't itemize deductions on your federal return, you must complete and include a copy of the federal Form 1040, Schedule A with this form.

A part-year resident who has no Arizona source income during the part of the year while an Arizona nonresident can deduct **all** of the following:

- Those expenses incurred and paid during the part of the year while an Arizona resident.
- Arizona source itemized deductions incurred and paid during the part of the year while a nonresident.

For more information, see the department's ruling, ITR 94-10, *Part-Year Resident Deductions*, at www.azdor.gov.

General Instructions

Arizona is a community property state. If you are married filing a separate return and claiming itemized deductions, see the department's ruling, ITR 93-19, *Deductions, Exemptions, and Credits for Married Taxpayers who file Separate Returns*, for more information claiming itemized deductions.

When married taxpayers file separate Arizona income tax returns, both filers must either claim the standard deduction or itemize deductions. One spouse cannot claim a standard deduction when the other spouse itemizes deductions. If this situation does occur, the standard deduction will be disallowed, regardless of which return may have been filed first.

The treatment of itemized deductions by spouses who file separate returns depends on whether the deductible expenses were paid with community funds or with separate funds. If the expenses were paid with community funds, the deduction is divided equally between each spouse. Expenses paid with separate funds are deductible by the spouse who paid the expenses. Under no circumstances may more than 100 percent of the allowable deductions be claimed.

NOTE: *If you or your spouse claim 100% of the allowable itemized deductions, the other spouse must enter "0" on Form 140PY, line 53, and that spouse cannot claim an adjustment for either itemized deductions or the standard deduction.*

In some cases, the itemized deductions allowed on your Arizona return are not the same as those allowable under the IRC. The itemized deductions allowed on your Arizona return can differ from your federal return.

You **must** complete Schedule A(PY) if you are a part-year resident claiming itemized deductions and you did not have any Arizona source income during the part of the year when you were a non-resident. If you are a part-year resident

claiming itemized deductions who had Arizona source income during the part of the year when you were a non-resident, you must complete Schedule A(PYN) instead.

Line-by-Line Instructions

Line 1 - Medical and Dental Expenses

Enter the amount of medical and dental expenses incurred and paid while an Arizona resident. Also enter the amount of such expenses from Arizona sources that you incurred and paid during the part of the year that you were a nonresident.

The medical and dental expenses that you can deduct on your Arizona return are the same expenses that you can deduct on your federal return.

Be sure you reduce these expenses by any payments received from insurance or other sources. Do not include the following amounts you paid through an employer-sponsored health insurance plan (cafeteria plan) unless your employer included the amount(s) in Box 1 of your Form W-2:

- Insurance premiums you paid through the plan.
- Other medical and dental expenses paid by the plan.

If you are self-employed, do not include any amount that you paid for health insurance that you deducted in computing your federal adjusted gross income.

Line 2 - Taxes

Enter the amount of taxes allowable on federal Form 1040 Schedule A that you incurred and paid while an Arizona resident. Also enter the amount of such taxes from Arizona sources that you incurred and paid during the part of the year while a nonresident.

Do not include any state taxes paid to other states for prior years if you were not an Arizona resident for that prior year.

Line 3 - Interest Expense

Enter the amount of interest expense allowable on federal Form 1040 Schedule A that you incurred and paid while an Arizona resident. Also enter the amount of such interest from Arizona sources that you incurred and paid during the part of the year while a nonresident.

Do not enter any interest expense that you incurred to purchase or carry U.S. obligations, the income from which is exempt from Arizona income tax.

Line 4 - Adjustment to Interest Deduction

If you received a federal credit for interest paid on mortgage credit certificates (from federal Form 8396), enter the amount of mortgage interest you paid for 2021 that is equal to the amount of your 2021 federal credit. **Include only that portion of such interest that you incurred and paid during the part of the year while an Arizona resident.**

Line 5 - Gifts to Charity

Enter the amount of gifts to charity allowable on federal Form 1040 Schedule A that you incurred and paid while an Arizona resident. Also enter the amount of such gifts from Arizona sources that you incurred and paid during the part of the year while a nonresident.

For Example:		
If you claimed a credit on Arizona Form:	For:	You cannot take a deduction on the Arizona Form 140PY Schedule A (PY) for the amount of that contribution.
321	Contributions to Qualifying Charitable Organizations	
322	Contributions Made or Fees Paid to Public Schools	
323	Contributions to Private School Tuition Organizations	
331	Donation of School Site	
335-I	Contributions made by an S Corporation to a School Tuition Organization - Individual	
340	Donation to the Military Family Relief Fund	
341-I	Contributions made by an S Corporation to a School Tuition Organization for Displaced Students or Students with Disabilities - Individual	
348	Contributions to Certified School Tuition Organizations - Individual	
352	Contributions to Qualifying Foster Care Charitable Organizations	

If you claimed a credit on your 2020 return for a contribution that you made during 2021 (see Arizona Forms 321, 322, 323, 348, and 352), you must exclude this deduction on your 2021 Arizona return, even though you claimed the credit on your 2020 Arizona return.

If you are claiming a credit on your 2021 return for a contribution made during 2022 (see Arizona Forms 321, 322, 323, 348, and 352), you must exclude this deduction on your 2022 return, even though you are claiming the credit on your 2021 return.

Lines 6 and 7 - Casualty and Theft Losses

Line 6

Enter the casualty loss(es) allowable on federal Form 4684.

Line 7

Enter the amount of casualty loss shown on line 6 that you incurred and paid while an Arizona resident. Also enter the amount of casualty loss shown on line 6 from Arizona sources that you incurred during the part of the year while a nonresident.

Other Expenses Allowable on Federal Form 1040 Schedule A

Line 8

Combine the following amounts and enter the total on line 8:

1. Other expenses that you incurred and paid while an Arizona resident; and
2. Other expenses from Arizona sources that you incurred and paid during the part of the year while a nonresident.

Other expenses may include, but are not limited to, the following:

- Casualty and theft losses of income-producing property reported on federal Forms 4684 or 4797.
- Impairment-related work expenses of a disabled person.

See the instructions for federal Form 1040 Schedule A for other types of expenses.

Line 9 -

Add lines 1, 2, 3, 4, 5, 7, and 8. Enter the total.

Line 10 - Adjustment to State Income Taxes

Arizona Revised Statutes § 43-1042 was amended to require taxpayers to reduce the amount of itemized deductions for amounts used to claim an Arizona credit, even if the amount was deducted on the federal return as taxes paid rather than charitable contributions.

Did you claim sales taxes rather than income taxes on your federal schedule A?

- If yes, *stop*. No adjustment is necessary. Go to line 11.
- If no, complete the worksheet on page 2 of Form 140PY Schedule A(PY) to determine the amount of your adjustment to enter on line 10.

Line 11 - Adjustment to Charitable Contributions

Enter the total amount of charitable contributions for which you are taking a credit under Arizona law.

Line 12 - Arizona Itemized Deductions

Subtract lines 10 and 11 from line 9. Enter the difference. If less than zero, enter "0". Also, enter the amount on Form 140PY, line 53.

NOTE: *The amount entered on line 12 cannot be a negative number. Entering a negative number on Form 140PY, line 53 may delay the processing of your return.*

2021 Filing Extension For Individuals

For information or help, call one of the numbers listed:

Phoenix (602) 255-3381
From area codes 520 and 928, toll-free (800) 352-4090

Tax forms, instructions, and other tax information


If you need tax forms, instructions, and other tax information, go to the department's website at www.azdor.gov.

Income Tax Procedures and Rulings

These instructions may refer to the department's income tax procedures and rulings for more information. To view or print these, go to our website select *Reports, Statistics and Legal Research* from the main menu then click on *Legal Research* and select a *Document Type* and *Category* from the drop down menus.

Publications

To view or print the department's publications, go to our website and click on *Reports, Statistics and Legal Research* from the main menu then click on *Publications* in the left side column.

 **Leave the paper behind and e-file your Arizona extension request.**

Visit www.azdor.gov for e-file requirements.

Purpose of Form 204

Use Arizona Form 204 to apply for an extension of time to file Arizona Forms 140, 140A, 140EZ, 140ET, 140PTC, 140PY, or 140NR. Individuals use this form to apply for an automatic 6-month extension.

NOTE: *If you elected to report your small business income on Form 140-SBI, Form 140NR-SBI or Form 140PY-SBI, filing Form 204 will also provide an automatic 6-month extension to file your small business income tax return.*

You cannot make an extension payment for your small business income tax return using Form 204. You must complete and file Form 204-SBI to make an extension payment for your small business income tax return. For more information see Form 204-SBI and instructions.

If you are using Form 204 to request a filing extension for an Arizona Form 140NR composite return, enter the partnership or S Corporation's employer identification number (EIN) in the area designated for an individual's Social Security Number (SSN).

Also, use Form 204 to remit an extension payment whether you are requesting an Arizona extension or using a valid federal extension. However, if you are filing under a federal extension, but making an electronic extension payment or making an extension payment using a credit card, you do not need to mail in Form 204.

Arizona will accept your federal extension for the period covered by the federal extension.

Foreign Address

If you have a foreign address, enter the information in the following order: city, province or state, and country. Follow the country's practice for entering the postal code. Do not abbreviate the country name.

When to File Form 204

All extension requests must be postmarked on or before the original due date of the return, ***unless the original due date falls on a Saturday, Sunday, or legal holiday.***

In that case, your request must be postmarked on or before the business day following that Saturday, Sunday or legal holiday.

Calendar year filers have until April 18, 2022 to file the request for an extension. This will allow you to file your return by October 17, 2022.

Complete Form 204 to request an automatic 6-month extension. Write **2021 Extension Request** on the **front** of your envelope.

If you are **including a payment** with this request, mail the form to:

Arizona Department of Revenue
PO Box 29085
Phoenix, AZ 85038-9085

If you are **not including a payment** with your request, mail the form to:

Arizona Department of Revenue
PO Box 52138
Phoenix, AZ 85072-2138

The department will not return a copy of the Form 204 to you. Be sure to keep a copy of the completed Form 204.

An extension does not extend the time to pay your income tax. You must still pay your tax liability by April 18, 2022 or by the original due date of your return.

If you do not pay at least 90% (.90) of the income tax liability disclosed by your return by the return's original due date, you will be subject to the extension underpayment penalty. We charge interest from the original due date to the date of payment.

Extension Underpayment Penalty: We impose this penalty if you do not pay at least 90% (.90) of the income tax liability shown on your return filed under an extension by the return's original due date. The extension underpayment penalty is 1/2 of 1% (.005) of the income tax not paid for each 30-day period or fraction of a 30-day period. We impose this penalty from the original due date of the return until you pay the tax. The extension underpayment penalty cannot exceed 25% (.25) of the unpaid income tax. If we charge you the extension underpayment penalty, we will not charge you the late payment penalty under Arizona Revised Statutes § 42-1125(D).

Nonresident Aliens

The due date for your Arizona return is not the same as the due date for your federal return. Your Arizona return is due by

April 18, 2022 even though your federal return is due on June 15, 2022. If you want to file your 2021 Arizona return after April 18, 2022 you must ask for a filing extension.

Arizona will allow up to a 6-month extension. This will allow you to file your return by October 17, 2022.

If you have a federal 6-month extension, you can file your Arizona return under that extension. If you file using your federal extension, Arizona will also allow you an extra 6 months.

Because we will allow only 6 months, the due date for your Arizona return is not the same as the due date for your federal return. In this case, your Arizona return will be due by October 15, 2022 even though your federal return will not be due until December 15, 2022. If you file your 2021 Arizona calendar year return after October 17, 2022 your return will be late.

Making Your Payment

Individuals may make extension payments by check, electronic check, money order, or credit card.

Partnerships or S corporations making an extension payment on behalf of nonresidents participating in the filing of an Arizona Form 140NR composite return must make that payment by check or money order.

Check or Money Order

If paying by check or money order, make your check or money order payable to Arizona Department of Revenue.

Write your SSN (or EIN) and 2021 Extension Request on the **front** of your check or money order.

Include your check or money order with Form 204.

Electronic Payment From Your Checking or Savings Account

You can make an electronic payment from your checking or savings account to pay your balance due for 2021. There is no fee to use this method. To make an electronic payment, go to www.AZTaxes.gov and click on the “Make a Payment” link.

Be sure to enter the correct routing number and account number for your checking or savings account. You will be charged a \$50 NSF (non-sufficient funds) fee if you provide an incorrect routing number or an incorrect account number. Check with your financial institution to get the correct routing and account numbers.

The “E-Check” option in the “Payment Method” drop-down box will debit the amount from the checking or savings account that you specify. If you make an electronic payment from your checking or savings account, you will receive a confirmation number. **Please keep this confirmation number as proof of payment.**

NOTE: *You may not make an electronic payment from your checking or savings account if the payment will ultimately be coming from a foreign account. In this case, you must pay by check or money order.*

Credit Card Payment

You can pay with your Visa, MasterCard, Discover, or American Express credit card. Go to www.AZTaxes.gov and click on the “Make a Payment” link and choose the credit card option. This will take you to a third party vendor site (provider). The provider **will charge** you a convenience fee based on the amount of your tax payment. The provider will tell you what the fee is during the transaction; you will have the option to continue or cancel the transaction. If you complete the credit card transaction, you will receive a confirmation number. **Please keep this confirmation number as proof of payment.**

Instructions Before Mailing

Make sure that you have completed all of the information requested on the **front** of the form.

To avoid an extension underpayment penalty, make sure you pay at least 90% (.90) of your Arizona tax liability.

including amounts shown on Forms 165 Schedule K-1, 120S Schedule K-1, and/or 141AZ, Schedule K-1.

You may subtract the amount of any net capital gain included in federal adjusted gross income for the taxable year derived from investment in a qualified small business as determined by the Arizona Commerce Authority (ACA) pursuant to A.R.S. § 41-1518.

To qualify for this subtraction, your investment in the qualified small business must have been made after the ACA certified the company as a qualified small business and before the company's certification expiration date. An investment made prior to certification or after the expiration of certification does not qualify for this subtraction. See the ACA's website, *Small Business Incentives: Angel Investment*, for a list of certified businesses and their certification dates.

On line 38, enter the amount of the allowable subtraction.

Line 39 -

Subtract lines 37 and 38 from line 32. Enter the difference.

Line 40 - Recalculated Arizona depreciation

If you are making the small business election, do not take the subtraction here, take it on the 140PY-SBI tax return.

As a part-year resident, you may take the allowable subtraction that is from the following:

- depreciation related **only** to income sourced to Arizona during the period that you were an Arizona nonresident; and
- depreciation related to all income during the period that you were an Arizona resident.

For assets placed in service during taxable years beginning before December 31, 2012, enter the total amount of depreciation allowable pursuant to IRC § 167(a) for the taxable year, calculated as if you had elected not to claim bonus depreciation for eligible properties for federal purposes. Enter the amount that is attributable to income taxable by Arizona.

For assets placed in service during taxable year beginning from and after December 31, 2012, through December 31, 2013, enter the amount of the subtraction depends on the method you used to compute the depreciation for these assets. Enter the amount that is attributable to income taxable by Arizona.

NOTE: *For more information, see the department's individual income tax procedure, ITP 16-2, Procedure for Individuals who Claim Federal and/or Arizona Bonus Depreciation.*

For assets placed in service during the taxable years beginning from and after December 31, 2013 through December 31, 2015, enter the total amount of depreciation allowable pursuant to IRC § 167(a) for the taxable year, calculated as if the bonus depreciation is 10% of the amount of federal depreciation pursuant to IRC § 168(k). Enter the amount that is attributable to income taxable by Arizona.

For assets placed in service in taxable years beginning from and after December 31, 2015 through December 31, 2016, enter the total amount of depreciation allowable pursuant to IRC § 167(a) for the taxable year,

calculated as if the bonus depreciation is 55% of the amount of federal bonus depreciation pursuant to IRC § 168(k).

For assets placed in service in taxable years beginning from and after December 31, 2016, enter the total amount of depreciation allowable pursuant to IRC § 167(a) for the taxable year, calculated as if the bonus depreciation is the full amount of the federal bonus depreciation pursuant to IRC § 168(k).

Add all of the amounts together and enter the total on line 40.

NOTE: *For more information and examples of how to calculate Arizona bonus depreciation, see the department's procedure, ITP 16-2, Procedure for Individuals who Claim Federal and/or Arizona Bonus Depreciation.*

Line 41 (Box 41a) - Contributions to 529 College Savings Plans

You may subtract amounts you contributed directly to 529 college savings plans during the taxable year on behalf of the designated beneficiary to the extent that contributions were not deducted in computing federal adjusted gross income. You may subtract the amount you contributed during the year up to a total of \$2,000 per beneficiary (\$4,000 for a married couple filing a joint return.) If you are married filing separate returns, either you or your spouse may take the subtraction, or you may divide it between you, but the total subtraction taken by both of you cannot be more than \$4,000 per beneficiary.

If you contribute more than \$2,000 per beneficiary (\$4,000 if married) during the year, your total subtraction is limited to \$2,000 per beneficiary (\$4,000 if married).

For example: Jorge and Kate are married and have two children. During 2021, Jorge and Kate contributed \$5,000 to a 529 plan for Child 1 and \$5,000 to a 529 plan for Child 2. Even though Jorge and Kate contributed a total of \$10,000 during 2021, they may subtract only \$8,000 on their 2021 joint tax return.

You may take a subtraction for the following:

- A contribution that you made during 2021 to a plan that existed before 2021.
- A contribution that you made during 2021 to a plan established in another state.
- A contribution that you made in 2021 to any 529 college savings plan. This could be a plan established for a child, grandchild, niece, nephew, or any other person for whom a plan has been established.

You cannot take a subtraction for an amount transferred from one college savings plan to a different college savings plan (a rollover).

Line 41 (Box 41b) - Contributions to 529A (ABLE Accounts)

You may subtract amounts you contributed directly to a 529A, *Achieving a Better Life Experience Account (ABLE)*, during the taxable year on behalf of the designated beneficiary to the extent that contributions were not deducted in computing federal adjusted gross income. You may subtract the amount you contributed during the year up to a total of \$2,000 per

beneficiary (\$4,000 for a married couple filing a joint return.) If you are married filing separate returns, either you or your spouse may take the subtraction, or you may divide it between you, but the total subtraction taken by both of you cannot be more than \$4,000 per beneficiary.

If you contribute more than \$2,000 per beneficiary (\$4,000 if married) during the year, your total subtraction is still limited to \$2,000 per beneficiary (\$4,000 if married). See example under Line 41a.

Line 41c

Add the amounts in boxes 41a and 41b and enter the total in box 41c.

Line 42 - Interest on U.S. Obligations

If you are making the small business election, do not take the subtraction here, take it on the 140PY-SBI tax return.

Enter the amount of interest income from U.S. Government obligations included on line 16 in the ARIZONA column.

U.S. Government obligations include obligations such as U.S. savings bonds and treasury bills.

You cannot deduct any interest or other related expenses incurred to purchase or carry the obligations. If such expenses are included in your Arizona gross income, you must reduce the subtraction by such expenses.

If you are itemizing deductions on your Arizona return, you must exclude such expenses from the amount deducted.

NOTE: Do not subtract interest earned on Fannie Mae (FNMA) or Ginnie Mae (GNMA) bonds since this interest is taxable by Arizona. For details, see the department's ruling, ITR 06-1, Obligations of the United States Government, Federal Agencies, and United States Territories.

Do not subtract any amount received from a qualified pension plan that invests in U.S. Government obligations. Do not subtract any amount received from an IRA that invests in U.S. Government obligations. These amounts are not interest income.

For more information, see the department's rulings, ITR 96-2, *Pension Plan Distributions Derived from Investment in U.S. Government Obligation*; and ITR 96-3, *Distributions Comprised of Income Earned by the IRA*.

Line 43 - U.S. Social Security Benefits or Railroad Retirement Benefits

Arizona does not tax the following:

- Social security benefits received under Title II of the Social Security Act.
- Railroad retirement benefits received from the Railroad Retirement Board under the Railroad Retirement Act. If you included such social security or railroad retirement benefits on your federal return as income and also included this amount in the ARIZONA column on line 22, subtract this income on line 43.

Subtract only the amount you reported as income on your federal return and included on line 22 in the ARIZONA column.

For more information about railroad retirement benefits, see the department's ruling, ITR 16-1, *Railroad Retirement Benefits, Railroad Disability Benefits, Railroad Unemployment Benefits and Railroad Sickness Payments*.

Line 44 - Other Subtractions from Income

Use line 44 if any of the special circumstances below apply.

NOTE: If you are reporting any adjustment on line 44, complete page 6 of your tax return, Other Subtractions from Arizona Gross Income, and include it with your return. If are not reporting any adjustment on line 44, do not include page 6 with your return.

A. Exclusion for U.S. Government, Arizona State, or Local Government Pensions

If you receive pension income from any of the sources listed below, subtract the amount you received or \$2,500, whichever is less. Include only the amount you reported as income on your federal return and included on line 22 in the ARIZONA column. If both you and your spouse receive such pension income, each spouse may subtract the amount received or \$2,500, whichever is less.

NOTE: Do not enter any subtraction for pension income received from retired or retainer pay of the Uniformed Services. The allowable subtraction for this pension type is entered on line B.

Public pensions from the following sources qualify for this subtraction:

- the United States Government Service Retirement and Disability Fund
- the United States Foreign Service Retirement and Disability System
- any other retirement system or plan established by federal law

NOTE: This applies only to those retirement plans authorized and enacted into the U.S. Code. This does not apply to a retirement plan that is only regulated by federal law (i.e., plans which must meet certain federal criteria to be qualified plans).

- the Arizona State Retirement System
- the Arizona State Retirement Plan
- the Corrections Officer Retirement Plan
- the Public Safety Personnel Retirement System
- the Elected Officials' Retirement Plan
- a retirement plan established for employees of a county, city, or town in Arizona
- an optional retirement program established by the Arizona Board of Regents under Arizona Revised Statutes
- an optional retirement plan established by an Arizona community college district

NOTE: Public retirement pensions from states other than Arizona do not qualify for this subtraction.

B. Exclusion for Benefits, Annuities, and Pensions Received as Retired or Retainer Pay of the Uniformed Services of the United States

Beginning with tax year 2021, if you received benefits, annuities and pensions as retired or retainer pay of the uniformed services of the United States, you may subtract 100% of the amount received. Include only the amount you reported as income on your federal return and included on line 22 in the ARIZONA column. If both you and your spouse received such pension income, each spouse may subtract 100% of the amount received.

C. Agricultural Crops Given to Arizona Charitable Organizations

If you are making the small business election, do not take the subtraction here, take it on the 140PY-SBI tax return.

Arizona law allows a subtraction for qualified crop gifts made during 2021 to one or more charitable organizations. To take this subtraction, all of the following must apply:

- You must be engaged in the business of farming or processing agricultural crops.
- The crop must be grown in Arizona.
- You made your gift to a charitable organization located in Arizona that is exempt from Arizona income tax.

The subtraction is the greater of the wholesale market price or the most recent sale price for the given crop. The amount of the subtraction cannot include any amount deducted pursuant to IRC § 170 with respect to the crop contribution that exceeds the cost of producing the contributed crop.

To determine if your crop contribution qualifies for this subtraction, see the department’s procedure, ITP 12-1, *Establishing an Income Tax Subtraction for Agricultural Crops Contributed to Charitable Organizations*.

D. Certain Wages of American Indians

Enrolled members of American Indian tribes may subtract wages earned while living and working on their tribe’s reservation. You can subtract only those amounts that you included on line 15, ARIZONA column. The federal government must recognize these tribes. For more information, see the department’s ruling, ITR 96-4, *Income Taxation of Indians and Spouses*.

E. Pay Received for Active Service as a Member of the Reserves, National Guard, or the U.S. Armed Forces

If you are a member of the reserves or the National Guard, you may subtract pay received for active service as a reservist or as a National Guard member, including pay received for weekend or two-week training periods. You may subtract the amount of pay received for active service as a reservist or as a National Guard member that you had to include in your Arizona gross income. Include only that amount of pay reported on your 2021 federal return that you also included on line 15 in the ARIZONA column.

Members of the U.S. armed forces may subtract pay received for active duty military service, including pay for serving in a combat zone or an area given the treatment of a combat zone.

If you are a member of the U.S. armed forces, you may subtract the amount of pay received for active duty military service that you had to include in your Arizona gross income. Enter only that amount of pay reported on your 2021 federal return that you also included on line 15 in the ARIZONA column.

Military Technician (dual status)

You may not subtract any income you received for full-time civil service employment as a “military technician (dual status).” Compensation received by a “military technician (dual status)” for federal civil service employment for the National Guard or for the United States Reserves is not income received for active service as a National Guard member for a Reserve member, even though the employee may be required to wear a military uniform while at work.

For more information, see the department’s ruling, ITR 12-2, *Compensation Received by a National Guard member or a member of the United States Reserves*.

NOTE: *You may not subtract pay received for active duty service as a member of the U.S. Public Health Service or NOAA. For more information, see the department’s ruling, ITR 10-1, Does the subtraction, for armed forces personnel, under A.R.S. § 43-1022 apply to Arizona residents who are active duty service members of the commissioned corps of the United States Public Health Service or the National Oceanic and Atmospheric Administration?*

F. Federally Taxable Arizona Municipal Interest as Evidenced by Bonds

Include the amount of any interest income received on obligations of the State of Arizona or any political subdivisions of Arizona, as evidenced by bonds and if included in your Arizona gross income. Include only that amount of Arizona municipal interest income that you included on line 16 in the ARIZONA column.

Do not include any Arizona municipal interest that is exempt from federal taxation and not included in your federal adjusted gross income. For more information, see the department’s ruling, ITR 15-1, *Arizona Municipal Interest that is Included in Federal Adjusted Gross Income*.

G. Adoption Expenses

You may take this subtraction only in the year the final adoption order is granted.

Include the lesser of the total of the following adoption expenses or \$3,000.

When figuring your subtraction, you may include expenses incurred in prior years.

The following expenses are qualified adoption expenses:

- nonreimbursed medical and hospital costs,
- adoption counseling,
- legal and agency fees, and
- other nonrecurring costs of adoption.

If filing separately, you may take the entire subtraction, or you may divide the subtraction with your spouse. However, the total subtraction taken by both you and your spouse cannot exceed \$3,000.

H. Qualified Wood Stove, Wood Fireplace, or Gas Fired Fireplace

Arizona law provides a subtraction for converting an existing fireplace to one of the following:

- a qualified wood stove,
- a qualified wood fireplace, or
- a gas fired fireplace and non-optional equipment directly related to its operation.

You may subtract up to \$500 of the costs incurred for converting an existing fireplace on your property located in Arizona. When you figure your subtraction, do not include taxes, interest, or other finance charges.

A qualified wood stove or a qualified wood fireplace is a residential wood heater that was manufactured on or after July 1, 1990 or sold at retail on or after July 1, 1992. The residential wood heater must also meet the U.S. Environmental Protection Agency's July 1990 particulate emissions standards.

A qualified gas fired fireplace is any device that burns natural or liquefied petroleum gas as its fuel through a burner system that is permanently installed in the fireplace. The conversion of an existing wood burning fireplace to noncombustible gas logs that are permanently installed in the fireplace also qualifies as a gas fired fireplace.

I. Claim of Right Adjustment for Amounts Repaid in Prior Taxable Years

If you are making the small business election, do not take the subtraction here, take it on the 140PY-SBI tax return.

You must make an entry here if **all** of the following apply:

1. During a year prior to 2021 you were required to repay income held under a claim of right.
2. The amount required to be repaid was subject to Arizona income tax in the year included in income.
3. You computed your tax for that prior year under Arizona's claim of right provisions.
4. A net operating loss or capital loss was established due to the repayment made in the prior year.
5. You are entitled to take that net operating loss or capital loss carryover into account when computing your 2021 Arizona taxable income.
6. The amount of the loss carryover allowed to be taken into account for Arizona purposes is more than the amount included in your Arizona gross income.

Include the amount by which the loss carryover allowed for the taxable year under Arizona law is more than the amount included in your Arizona gross income.

J. Certain Expenses Not Allowed for Federal Purposes

You may subtract some expenses that you cannot deduct on your federal return when you claim certain federal tax credits. These federal tax credits include the following:

- the federal work opportunity credit,
- the empowerment zone employment credit,
- the credit for employer-paid social security taxes on employee cash tips, and
- the Indian employment credit.

If you received any of the above federal tax credits for 2021, enter the portion of wages or salaries attributable to income subject to Arizona tax that you paid or incurred during the taxable year that is equal to the amount of those federal tax credits you received.

K. Qualified State Tuition Program Distributions

If you are a beneficiary of a qualified state tuition program, you may subtract some of the amount distributed from the program for qualified education expenses. Include the amount of the distribution included in your federal adjusted gross income that you included as income in the ARIZONA column. A qualified state tuition program is a program that meets the requirements of IRC § 529.

L. Installment Sale Income From Another State Taxed by the Other State in a Prior Taxable Year

You may subtract income from an installment sale if both of the following apply:

1. The income from the sale is subject to Arizona income tax.
2. You paid income tax to another state on that income in a prior tax year.

Include the amount of such income that you included in your Arizona gross income for 2021.

Do not include any amount that is subject to tax by both Arizona and another state in 2021. In this case, you may be eligible for a tax credit. See Arizona Form 309 for details.

M. Basis Adjustment for Property Sold or Otherwise Disposed of During the Taxable Year

If you are making the small business election, do not take the subtraction here, take it on the 140PY-SBI tax return.

With respect to property that is sold or otherwise disposed of during the taxable year by a taxpayer who has complied with the requirement to add back all depreciation attributable to income taxable by Arizona with respect to that property on tax returns for all taxable years beginning from and after December 31, 1999, enter the amount of depreciation that has been allowed pursuant to IRC § 167(a) attributable to income taxable by Arizona to the extent that the amount has not already reduced Arizona taxable income in the current or prior years.

(Note: The practical effect of this is to allow a subtraction for the difference in basis for any asset for which bonus depreciation has been claimed on the federal return.)

A part-year resident may subtract only that amount that is attributable to income subject to Arizona tax.

N. Fiduciary Adjustment

If you are making the small business election, do not take the subtraction here, take it on the 140PY-SBI tax return.

A fiduciary uses Form 141AZ Schedule K-1 to report to you your share of the fiduciary adjustment from the trust or estate. Line 3 of Form 141AZ Schedule K-1 shows your share of the fiduciary adjustment from the estate or trust.

Depending on your situation, you may either add (line 30) or subtract (line 44) this amount. If the amount reported on line 3 of your Form 141AZ Schedule K-1 is a negative number,

include that portion of Form 141AZ Schedule K-1, line 3 that is allocable to estate or trust income taxable by Arizona as a subtraction on line 44.

NOTE: *If the amount reported on line 3 of your Form 141AZ, Schedule K-1 is a positive number, include that portion of line 3 that is allocable to estate or trust income taxable by Arizona as an Other Addition To Income on line 31.*

O. Partnership Income Adjustment (Negative)

If you are making the small business election, do not take the subtraction here, take it on the 140PY-SBI tax return.

Depending on your situation, you may either add (line 31) or subtract (line 44) this amount.

Use this adjustment if line 3, of your Arizona Form 165 Schedule K-1 shows a difference between federal and state distributable income. If the difference reported on line 3 of your Arizona Form 165 Schedule K-1 is a negative number, include that portion of the difference that is allocable to partnership income taxable by Arizona as a subtraction on line 44. **Do not include a minus sign or parentheses.**

NOTE: *If the difference reported on line 3, of your Arizona Form 165 Schedule K-1, is a positive number, include that portion of the difference that is allocable to partnership income taxable by Arizona as an addition on line 31.*

P. Net Operating Loss Adjustment

If you are making the small business election, do not take the subtraction here, take it on the 140PY-SBI tax return.

NOTE: *This subtraction applies to only those individuals who made an election under the special federal net operating loss rules for 2008 and 2009. Under the special rules for 2008 and 2009, you could have elected to carry the net operating loss back for 3, 4, or 5 year, instead of the normal 2 years. This election would have been allowed under IRC § 172(b)(1)(H) as amended by the American Recovery and Reinvestment Act of 2009 or the Worker, Homeownership, and Business Assistance Act of 2009.*

Arizona did not adopt the special federal net operating loss rules for losses incurred during 2008 or 2009. For Arizona purposes, you must deduct an Arizona source net operating loss as if the loss was computed under IRC § 172 in effect prior to the enactment of those special rules. If you made an election to deduct your 2008 or 2009 federal net operating loss under IRC § 172(b)(1)(H), you may have to enter an amount here. Figure how much of the net operating loss carry forward would have been allowed as a deduction on your 2021 federal income tax return, if the election described in IRC § 172(b)(1)(H) had not been made in the year of the loss. Then, figure how much of the carry forward computed under that method is attributable to income taxed by Arizona. The amount you may take as a subtraction is the difference between the Arizona amount and the amount actually taken for federal purposes that you included in your Arizona gross income. On line 44, include the amount of carry forward deduction allowable on your Arizona return that exceeds the actual

amount of net operating loss carry forward deduction that was deducted in arriving at Arizona gross income.

Q. Sole Proprietorship Income of an Arizona Nonprofit Medical Marijuana Dispensary Included in Federal Adjusted Gross Income

If you are making the small business election, do not take the subtraction here, take it on the 140PY-SBI tax return.

NOTE: *If the Arizona nonprofit medical marijuana dispensary is registered with the Arizona Department of Health Services as anything other than a sole proprietorship, this subtraction does not apply.*

If you are registered as an Arizona sole proprietorship with the Arizona Department of Health Services to operate in this state as a nonprofit medical marijuana dispensary, you may subtract the amount of the income from the dispensary that is included in the computation of your federal adjusted gross income.

In addition, a sole proprietorship of an **Arizona dual licensee that has not elected to operate on a for-profit basis** may subtract the portion of income included in federal adjusted gross income that is from the medical marijuana portion of the business.

NOTE: A dual licensee that elects to operate on a for-profit basis does not qualify for a subtraction for the medical marijuana portion of their business.

R. Long-Term Care Insurance Premiums

You may subtract the amount of premium costs for long-term care insurance for qualified long-term care services. Qualified long-term care services are necessary diagnostic, preventive, therapeutic, curing, treating, mitigating, rehabilitative services, and maintenance and personal care services.

You may take this subtraction only if you are **not** claiming itemized deductions for the taxable year. An individual who claims itemized deductions may **not** take this subtraction.

You may only subtract the amount of premiums paid during the period you were an Arizona resident. Do not include the costs of any premiums paid during the period you were a nonresident. Include the allowable subtraction on line 44.

Do not include any amounts already excluded in the computation of your federal adjusted gross income on line 25.

S. Americans with Disabilities Act - Access Expenditures

If you are making the small business election, do not take the subtraction here, take it on the 140PY-SBI tax return.

A subtraction is allowed for eligible business access expenditures paid or incurred during the taxable year to comply with the requirements of the Americans with Disabilities Act of 1990 or A.R.S. Title 41, chapter 9, article 8 by retrofitting developed real property that was originally placed in service at least ten years before the current taxable year. (A.R.S. §§ 43-1022 and 43-1024)

“Eligible business access expenditures” include reasonable and necessary amounts paid or incurred to do any of the following:

- Remove any barriers that prevent a business from being accessible to or usable by individuals with disabilities.

- Provide qualified interpreters or other methods of making audio materials available to hearing-impaired individuals.
- Provide qualified readers, taped texts, and other effective methods of making visually delivered materials available to individuals with visual impairments.
- Acquire or modify equipment or devices for individuals with disabilities.
- Provide other similar services, modifications, materials, or equipment.

NOTE: A taxpayer who has been cited for noncompliance with the Americans with Disabilities Act of 1990 or A.R.S. Title 41, chapter 9, article 8 by either federal or state enforcement officials is ineligible for a subtraction under this section for any expenditure required to cure the cited violation.

T. Exploration Expenses Deferred before January 1, 1990

If you are making the small business election, do not take the subtraction here, take it on the 140PY-SBI tax return.

Another special adjustment may be necessary. Call one of the numbers listed on page 1 if you deferred exploration expenses determined under IRC § 617 in a taxable year ending before January 1, 1990 and you have not previously taken a subtraction for those expenses.

U. Sole Proprietorship – Marijuana Establishment, Testing Facilities and Dual Licensees that Elected to Operate on a For-profit Basis

If you are making the small business election, do not take the subtraction here, take it on the 140PY-SBI tax return.

A Sole Proprietorship or disregarded LLC (dual licensee) that takes the allowable subtraction for the income of an Arizona Nonprofit Medical Marijuana Dispensary (NMMD) under item “Q”, cannot take this allowable subtraction”.

Enter the total amount of ordinary and necessary expenses related to the sales of recreational use products reported on Arizona Schedule DFE, Disallowed Federal Expense Schedule for Marijuana Establishments, line 16. **Include this schedule (after page 6) with your tax return, when filed.**

Do not include Cost of Goods Sold or any other expenses already allowed to be deducted on your federal return in the total amount of expenses reported on this line.

NOTE: Sole Proprietors and disregarded LLCs must contact the Arizona Department of Health Services (ADHS) to make the election to operate on a for-profit basis.

V. S Corporation Shareholders - Marijuana Establishment, Testing Facilities and Dual Licensees that Elected to Operate on a For-profit Basis

If you are making the small business election, do not take the subtraction here, take it on the 140PY-SBI tax return.

Enter the amount of your pro-rata share of ordinary and necessary expenses related to the sales of recreational use products s shown on your 120S Schedule K-1, line 7 or K-1(NR), line 20.

W. Net Capital Gain from the Exchange of One Kind of Legal Tender for Another Kind of Legal Tender

If you are making the small business election, do not take the subtraction here, take it on the 140PY-SBI tax return.

To take this subtraction, you must net all gains and (losses) from all exchanges of one kind of legal tender for another kind of legal tender including amounts shown on Forms 165 Schedule K-1 or K-1(NR), 120S Schedule K-1 or K-1(NR), and/or 141AZ, Schedule K-1 or K-1(NR).

Enter the amount of any net capital gain from Arizona sources and included in Arizona gross income for the taxable year that is derived from the exchange of one kind of legal tender for another kind of legal tender.

NOTE: If the amount from all sources results in a net capital (loss) from the exchange of one kind of tender for another kind of tender, enter that amount on page 5. “N”.

For the purposes of this paragraph:

- (a) "Legal tender" means a medium of exchange, including specie that is authorized by the United States Constitution or Congress for the payment of debts, public charges, taxes, and dues.
- (b) "Specie" means coins having precious metal content.

X. Other Adjustments

Other adjustments may be necessary. If an allowable adjustment is not listed above, enter that amount on this line. If you have more than one Other Adjustment, add the amounts together and enter the total.

Y. Total Other Subtractions from Arizona Gross Income

Add all amounts from page 6 and enter the total on line 44.

Line 45

Subtract lines 40 through 44 from line 39.

Exemptions – Lines 46 through 49

Line 46 - Age 65 or Over

Multiply the number in box 8 on the front of your return by \$2,100 and enter the result.

Line 47 - Blind

Multiply the number in box 9 on the front of your return by \$1,500 and enter the result.

Line 48 – Other Exemptions

NOTE: If you take an Other Exemption for an individual on line 48, you cannot take an exemption for this individual as a qualifying parent/grandparent on line 49 or claim this individual for the dependent tax credit on line 59. In this case, do not include this individual as a dependent in Box 10b.

You must complete page 4, Part 3 to compute your allowable Other Exemptions, on line 48. Be sure to enter the number of individuals listed in Part 3 in the box, **48E, on line 48.**

You may take an exemption in the amount of \$2,300 for each of the following individuals.

- A person who is age 65 or over (related to you or not) if either of the following applies:
 1. In 2021, you paid more than one-fourth of the cost of keeping this person in an Arizona nursing care institution, an Arizona residential care institution, or an Arizona assisted living facility. Your cost must be more than \$800.
 2. In 2021, you paid more than \$800 for either Arizona home health care or other medical costs for the person.

*If both 1 and 2 apply to the same person, you are limited to only **one** exemption of \$2,300 for this individual.*

NOTE: If a taxpayer's 65th birthday was January 1, 2022 (born 1/1/1957), that person would be considered to be age 65 at the end of 2021 for federal income tax purposes and likewise for Arizona income tax purposes.

- A stillborn child if the following apply:
 1. The stillbirth occurred during 2021.
 2. You received a certificate of birth resulting in stillbirth from the Arizona Department of Health Services.
 3. The child would have otherwise been a member of your household.

Enter the following in columns (a) through (d):

- a) The individual's first and last name. If you are claiming an exemption for a stillborn child and the child was not named, enter "stillborn child" in place of a name.
- b) The individual's SSN. If you are claiming an exemption for a stillborn child, enter the certificate number from the certificate of birth resulting in stillbirth.
- c) For those individuals age 65 or over:
 - Check box C1 if you paid more than one-fourth of the cost of keeping this person in an Arizona nursing care institution, an Arizona residential care institution, or an Arizona assisted living facility. Your cost must be more than \$800 during the taxable year;
 - Check box C2 if you paid more than \$800 for either Arizona home health care or other medical costs for the person during the taxable year.

*If you check both box C1 and box C2, you are limited to only **one** exemption of \$2,300 for this individual.*

- (d) Check this box if claiming an exemptions for a stillborn child.

Enter the total number of exemptions in box **48E** on line 48.
You may lose the exemption if you do not furnish this information.

Multiply the number in box **48E** by \$2,300 and enter the result.

Line 49 - Qualifying Parents and Grandparents

NOTE: *If you take an exemption for an individual as a qualifying parent/grandparent on line 49, you cannot take an Other Exemption for the same individual on line 48 or claim this individual for the dependent tax credit on line 59. In this case, do not include this individual as a dependent in Box 10b*

Multiply the number in box 11a on the front of your return by \$10,000 and enter the result.

Line 50 - Total Exemptions

Add lines 46 through 49 and enter the total.

Line 51 - Prorated Exemptions

Multiply the amount on line 50 by the Arizona income ratio from line 27 and enter the result.

NOTE: Active Duty Military Personnel Only - *If you were an active duty military member who either began or gave up Arizona residency during 2021, do not prorate these exemptions. You are allowed 100 % deductions for the age 65, the blind, Other Exemptions, and qualifying parent and grandparent exemptions. Enter the total amount from line 50 on line 51.*

Line 52 - Arizona Adjusted Gross Income

Subtract line 51 from line 45. If less than zero, enter "0".

Figuring Your Arizona Tax

Line 53 - Itemized Deductions or Standard Deductions

You must decide whether to take the standard deduction or to itemize your deductions. Your Arizona income tax will be less if you take the larger of your standard deduction or your itemized deductions.



When you *e-file*, the software completes the math for you.

Your Itemized Deductions

If you itemize deductions, check box 53I.

You may itemize deductions on your Arizona return even if you do not itemize deductions on your federal return.

The itemized deductions allowed for Arizona purposes are, with some exceptions, those itemized deductions that are allowable under the IRC.

A part-year resident who has no Arizona source income during the part of the year while an Arizona nonresident can deduct **all** of the following:

1. Those expenses incurred and paid during the part of the year while an Arizona resident.
2. Arizona source itemized deductions incurred and paid during the period of non-residency.

Complete Arizona Form 140PY Schedule A(PY) to determine your Arizona itemized deductions.

A part-year resident who also had Arizona source income during the part of the year while an Arizona nonresident can deduct all of the following:

1. Those expenses incurred and paid during the part of the year while an Arizona resident.
2. Arizona source itemized deductions incurred and paid during the period of non-residency.
3. A portion of all other itemized deductions paid during the period of non-residency.

Complete Form 140PY Schedule A(PYN) to determine your Arizona itemized deductions. Form 140PY Schedule A(PYN) is not included in your booklet.

You may get this form by visiting our website at www.azdor.gov.

To determine your Arizona itemized deductions, complete a federal Form 1040 Schedule A then complete the Form 140PY Schedule A(PY) or A(PYN).

NOTE: *If you itemize, you must include a copy of your federal Schedule A with your Arizona return.*

For more information on itemized deductions allowed to a part-year Arizona resident, see the department’s ruling, ITR 94-10, *Part-Year Resident Deductions*.

Your Standard Deduction

Tax Tip: *The standard deduction is not prorated.*

If you take the standard deduction, check box 53S.

If your filing status is:	Your standard deduction is:
• Single	\$12,550
• Married filing joint	\$25,100
• Married filing separate	\$12,550
• Head of Household	\$18,800

Line 54 - Increased Standard Deduction for Charitable Contributions

A taxpayer may increase the allowable standard deduction amount equal to 25% (.25) of the total amount of a taxpayer’s charitable contributions that would have been allowed if the taxpayer elected to claim itemized deductions.

To claim the increased standard deduction, you must complete Form 140PY, page 3 and include the completed page with your tax return, when filed.

Be sure to check box 54C on line 54. If you do not check this box *and* include a completed page 3 with your tax return, you may be denied the increased standard deduction.

Line 55 - Arizona Taxable Income

Subtract lines 53 and 54 from line 52 and enter the difference. If less than zero, enter zero “0.” Use this amount to calculate your tax using Tax Tables X and Y.

Line 56a - Tax Amount

Enter the tax from Tax Tables X and Y.

Line 56b – Tax Surcharge Amount

If you are single or married filing a separate return and the amount on line 55 is \$250,001 or more, compute the tax surcharge on Tax Tables X and Y. Enter the amount of the tax surcharge.

If you are married filing a joint return or head of household and the amount on line 55 is \$500,001 or more, compute the tax surcharge on Tax Tables X and Y. Enter the amount of the tax surcharge.

Line 57 - Tax from Recapture of Credits from Arizona Form 301

Enter the amount of tax due from recapture of credits from Form 301, Part 2, line 30.

Line 58 - Subtotal of Tax

Add lines 56a, 56b and 57. Enter the total.

Line 59 - Dependent Tax Credit

NOTE: *If you claim an individual for the dependent tax credit on line 59, you cannot take an exemption for the same individual as a qualifying parent/grandparent on line 49 or as an Other Exemption on line 48.*

For taxable years beginning from and after December 31, 2018, taxpayers may claim a nonrefundable Dependent Tax Credit for certain qualifying dependents. For the purpose of the dependent tax credit, “dependent” means an individual that qualifies as a dependent for federal purposes.

The tax credit is equal to:

- \$100 for each qualifying dependent who is under 17 years of age at the end of the taxable year.
- \$25 for each qualifying dependent who is at least 17 years of age at the end of the taxable year.

Part-year residents are required to apportion their Dependent Tax Credit by the Arizona income tax ratio computed on page 1, line 27.

NOTE: Active Duty Military Personnel Only - *If you were an active duty military member, who either began or gave up Arizona residency during 2021, you are not required to prorate this tax credit. Enter 1.000 in Table 1, line 4.*

The allowable credit is reduced for single, head of household, and married taxpayers filing separate returns whose federal adjusted gross income (page 1, line 25) is more than \$200,000; and for married taxpayers filing a joint return whose federal adjusted gross income is more than \$400,000.

Complete the following tables to compute your credit.

Table I			
(a)	(b)	(c) Credit amount	(d) Multiply column (b) by column (c)
1. Enter number of dependents from page 1, box 10a....		\$ 100	\$.00
2. Enter number of dependents from page 1, box 10b....		\$ 25	\$.00
3. Credit amount before adjustment. Add lines 1 and 2. Enter total in column d.			\$.00
4. Enter your Arizona income ratio from page 1, line 27.....			
5. Multiply line 3 by the ratio on line 4. Enter the result here.....			\$.00

All taxpayers go to Table II.

Table II	
If your filing status is single, married filing separate, or head of household, is your federal adjusted gross income on page 1, line 25, more than \$200,000?	Yes <input type="checkbox"/> No <input type="checkbox"/>
If your filing status is married filing joint, is your federal adjusted gross income on page 1, line 25, more than \$400,000?	Yes <input type="checkbox"/> No <input type="checkbox"/>

- If you answered “No”, you are not required to reduce the amount of credit computed in Table I. Enter the amount from Table I, line 5 on Form 140PY, page 2, line 59.
- If you answered “Yes”, you are required to reduce the amount of credit computed in Table I.

Complete Table III (cont. on next column) or Table IV.

Table III 2021 Adjusted Dependent Tax Credit For filing status: single, married filing separate, or head of household	
1. Enter your federal adjusted gross income from page 1, line 25.....	\$.00
2. Federal adjusted gross income limit.....	\$ 200,000.00
3. Subtract line 2 from line 1. Enter the difference..... <i>If the difference is greater than \$19,000, STOP. You cannot claim the dependent tax credit.</i>	\$.00
4. Enter amount from Table I, line 5, column (d).....	\$.00
5. Based on the amount on line 3, enter the number from Table V. For example: if line 3 is \$1,500, enter .90	
6. Multiply line 4 by line 5. Enter the result. Also, enter the amount on page 2, line 59.....	\$.00

Table IV 2021 Adjusted Dependent Tax Credit For filing status: married filing joint	
1. Enter your federal adjusted gross income from page 1, line 25.....	\$.00
2. Federal adjusted gross income limit.....	\$ 400,000.00
3. Subtract line 2 from line 1. Enter the difference..... <i>If the difference is greater than \$19,000, STOP. You cannot claim the dependent tax credit.</i>	\$.00
4. Enter amount from Table I, line 5, column (d).....	\$.00
5. Based on the amount on line 3, enter the number from Table V (page 22). For example: if line 3 is \$1,500, enter .90	
6. Multiply line 4 by line 5. Enter the result. Also, enter the amount on page 2, line 59.....	\$.00

Use Table V, to determine number to enter on line 5, in Table III or Table IV.

Table V			
If the amount on line 3 from Table III or Table IV is:	Enter on line 5	If the amount on line 3 from Table III or Table IV is:	Enter on line 5
\$ 1 – 1,000	.95	\$ 10,001 – 11,000	.45
\$ 1,001 – 2,000	.90	\$ 11,001 – 12,000	.40
\$ 2,001 – 3,000	.85	\$ 12,001 – 13,000	.35
\$ 3,001 – 4,000	.80	\$ 13,001 – 14,000	.30
\$ 4,001 – 5,000	.75	\$ 14,001 – 15,000	.25
\$ 5,001 – 6,000	.70	\$ 15,001 – 16,000	.20
\$ 6,001 – 7,000	.65	\$ 16,001 – 17,000	.15
\$ 7,001 – 8,000	.60	\$ 17,001 – 18,000	.10
\$ 8,001 – 9,000	.55	\$ 18,001 – 19,000	.05
\$ 9,001 – 10,000	.50	\$ 19,001 and over	.00

Line 60 - Family Income Tax Credit



E-file software will let you know if you are eligible and will figure the credit for you.

You may claim this credit if your income does not exceed the maximum income allowed for your filing status.

- Complete Steps 1, 2, and 3 to see if you qualify.
- If you qualify, complete Worksheet II in Step 4.

Step 1

Complete Worksheet I.

Worksheet I	
1. Enter the amount from line 52.....	\$
2. Enter the amount from line 51.....	\$
3. If you elected to report your small business income on Form 140PY-SBI, enter the amount from Form 140PY, line 28.....	
4. Add lines 1, 2 and 3. Enter the total.	\$

Step 2

Look at the following tables. Find your filing status.

- Use Table I if married filing a joint return.
- Use Table II if head of household.
- Use Table III if single or married filing a separate return.

Step 3

- Look at column (a) labeled "number of dependents" and find the number of dependents you are claiming (Form 140PY, page 1, boxes 10a and 10b, and claiming as a qualified parent/grandparent in box 11a, provided that person(s) qualifies as a dependent for federal purposes.
- Find the maximum income [amount in column (b)] for the number of dependents you are claiming.
- Compare that income [the amount in column (b)] with the income listed in Step 1 on Worksheet I, line 4.

If the amount entered in Step 1 on Worksheet I, line 4, is equal to or less than the maximum income allowed for the number of dependents you are claiming on Form 140PY, page 1, boxes 10a and 10b, you qualify to take this credit. To figure your credit, complete Step 4.

Table I Married Filing a Joint Return	
Column (a)	Column (b)
Number of dependents you are claiming on Form 140PY, page 1, boxes 10a and 10, and claiming as a qualified parent/grandparent in box 11a, provided that person(s) qualifies as a dependent for federal purposes.	Maximum Income
• 0 or 1	\$20,000
• 2	\$23,600
• 3	\$27,300
• 4 or more	\$31,000

Table II Head of Household	
Column (a)	Column (b)
Number of dependents you are claiming on Form 140PY, page 1, boxes 10a and 10b, and claiming as a qualified parent/grandparent in box 11a, provided that person(s) qualifies as a dependent for federal purposes.	Maximum Income
• 0 or 1	\$20,000
• 2	\$20,135
• 3	\$23,800
• 4	\$25,200
• 5 or more	\$26,575

Table III Single or Married Filing a Separate Return	
Column (a)	Column (b)
Number of dependents you are claiming on Form 140PY, page 1, boxes 10a and 10b, and claiming as a qualified parent/grandparent in box 11a, provided that person(s) qualifies as a dependent for federal purposes.	Maximum Income
0 or more	\$10,000

Step 4

If you qualify to take the credit, complete the following Worksheet II.

Worksheet II You must complete Steps 1 through 3 before you complete Worksheet II.	
1. Enter the number of dependents you entered on Form 140PY, page 1, boxes 10a and 10b, and claiming as a qualified parent/grandparent in box 11a, provided that person(s) qualifies as a dependent for federal purposes.	
2. If you checked filing status 4, enter the number 2. If you checked filing status 5, 6, or 7, enter the number 1.	
3. Add lines 1 and 2. Enter the total.	
4. Multiply the number on line 3 by \$40. Enter the result.	\$.00
5. If you checked filing status 4 or 5, enter \$240 here. If you checked filing status 6 or 7, enter \$120 here.	\$.00
6. Family income tax credit. Enter the lesser of line 4 or line 5. Enter amount on Form 140PY, page 2, line 60.	\$.00
NOTE: The family income tax credit will only reduce your tax and cannot be refunded.	

Line 61 - Nonrefundable Credits from Arizona Form 301

NOTE: *If you elect to report small business income on Form 140PY-SBI, certain nonrefundable credits must be claimed on the small business tax return. In this case, you must complete Form 301-SBI to claim those credit(s). See the specific credit form and instructions for which credits must be claimed on the small business tax return.*

Exception: Credit Form 309 is used to claim a tax credit on Form 140PY for taxes paid to other states or country on income not reported on Form 140PY-SBI. Credit Form 309-SBI is used to claim a tax credit for taxes paid on small business income to another state or county. See Form 309-SBI and instructions for more information.

Complete line 61 if you claim any of the following credits on Form 140PY. Complete and include Form 301 and the appropriate credit form or forms with your return.

Military Reuse Zone Credit The military reuse zone credit expired. All credits that were properly established can be carried forward for the respective five year carry forward period. Use Form 306 to figure this credit.

Credit for Increased Research Activities - Individuals You may qualify for this credit if you incurred qualified research expenses for research conducted in Arizona. Use Form 308-I to figure this credit. Be sure to include only the nonrefundable portion on Form 140PY, line 61.

Credit for Taxes Paid to Another State or Country You may qualify for this credit if you paid tax to Arizona and another state or country on the same income. Use Form 309 to figure this credit.

Credit for Solar Energy Devices You may qualify for this credit if you installed a solar energy device in your residence located in Arizona. Use Form 310 to figure this credit.

Agricultural Water Conservation System Credit You may qualify for this credit if you incurred expenses to purchase and install an agricultural water conservation system in Arizona. Use Form 312 to figure this credit.

Pollution Control Credit You may qualify for this credit if you purchased depreciable property used in a trade or business to reduce or prevent pollution. Use Form 315 to figure this credit.

Credit for Solar Hot Water Heater Plumbing Stub Outs and Electric Vehicle Recharge Outlets The credit for solar hot water heater plumbing stub outs and electric vehicle recharge outlets has expired. All credits that were property established can be carried forward for the respective five year carry forward period. Use Form 319 to figure this credit.

Credit for Contributions to Qualifying Charitable Organizations You may qualify for this credit if you made contributions to certain qualifying charitable organizations. Use Form 321 to figure this credit.

Credit for Contributions Made or Fees Paid to Public Schools You may qualify for this credit if you made contributions or paid certain fees to public schools in Arizona. Use Form 322 to figure this credit.

Credit for Contributions to Private School Tuition Organizations You may qualify for this credit if you made contributions to a school tuition organization that provides scholarships or grants to qualified schools. Use Form 323 to figure this credit.

Agricultural Pollution Control Equipment Credit You may qualify for this credit if you are involved in commercial agriculture and incurred expenses to purchase tangible personal property that is primarily used in your trade or business to control or prevent pollution. Use Form 325 to figure this credit.

Credit for Donation of School Site You may qualify for this credit if you donated real property and improvements to a school district or a charter school for use as a school or as a site for the construction of a school. Use Form 331 to figure this credit.

Credit for Employment by a Healthy Forest Enterprise You may qualify for this credit if you had net increases in qualified employment positions in a healthy forest enterprise. Use Form 332 to figure this credits.

Credit for Employing National Guard Members You may qualify for this credit if you are an employer who has an employee that is a member of the Arizona National Guard if the employee is placed on active duty. Use Form 333 to figure this credit.

Credit for Business Contributions by an S Corporation to School Tuition Organizations - Individual

S Corporations that make qualifying contributions of \$5,000 or more may pass-through the credit to their individual shareholders on a pro rata basis. See Form 335-I for more information.

Credit for Solar Energy Devices - Commercial or Industrial Applications This credit is available to taxpayers that installed solar energy devices for commercial, industrial, or other nonresidential applications in Arizona. Use Form 336 to figure this credit.

Credit for Investment in Qualified Small Businesses You may qualify for this credit if you made an investment in a qualified small business. Use Form 338 to figure this credit.

Credit for Donations to the Military Family Relief Fund You may qualify for this credit if you made a cash contribution to the Arizona Military Family Relief Fund during the taxable year. Use Form 340 to figure this credit.

Credit for Business Contributions by an S Corporation to School Tuition Organizations for Displaced Students or Students with Disabilities - Individual S Corporations that make qualifying contributions of \$5,000 or more may pass-through the credit to their individual shareholders on a pro rata basis. See Form 341-I for more information.

Renewable Energy Production Tax Credit You may qualify for this credit if you produced electricity using renewable energy resources. Use Form 343 to figure this credit.

Credit for New Employment For taxable years beginning from and after June 30, 2011, you may qualify for this credit if your business had a net increase in qualified employment positions. Use Form 345 to figure this credit.

Additional Credit for Increased Research Activities for Basic Research Payments You may qualify for this credit for qualified basic research payments for research conducted in Arizona. Approval by the Department of Revenue is required prior to claiming this credit. Use Form 346 to figure this credit.

Credit for Contributions to Certified School Tuition Organizations (for the amounts that exceed the allowable credit on Arizona Form 323) You may qualify for this credit if you made contributions to school tuition organization(s) that exceed the allowable credit amount on Form 323. Use Form 348 to figure this credit.

Credit for Renewable Energy Investment & Productions for Self-Consumption by International Operations Centers You may qualify for this tax credit if you invested in new renewable energy facilities that produce energy for self-consumption using renewable energy resources if the power will be used primarily for an international operations center. Use Form 351 to figure this credit.

Credit for Contributions to Qualifying Foster Care Charitable Organizations You may qualify for this credit if you made contributions to certain qualifying foster care charitable organizations. Use Form 352 to figure this credit.

Healthy Forest Production Tax Credit You may qualify for this tax credit if you meet all of the qualifications or receive a pass-through credit from a partnership or S Corporation. All credits that were properly established can be carried forward for the respective five year carry forward period. Use Form 353 to figure this credit.

TOTAL CREDITS: Compute your credit on the appropriate form. Complete Form 301 and enter the amount from Form 301, Part 2, line 61. The amount on Form 140PY, line 61 cannot reduce your tax below zero, "0". These credits are not refundable credits.

Include Form 301 along with any supporting documents with your return.

Line 62 - Balance of Tax

Subtract lines 59, 60, and 61 from line 58. If the sum of lines 59, 60, and 61 is more than line 58, enter zero "0."

Totaling Payments and Refundable Credits

Line 63 - 2021 Arizona Income Tax Withheld

Enter the Arizona income tax withheld as shown on Form(s) W-2 from your employer(s). Also enter the Arizona income tax withheld shown on your Form(s) 1099-R (distributions from pensions, annuities, etc.). Include Form(s) W-2 and 1099 after the last page of your return only if these forms show Arizona

income tax withholding. Do **not** include income taxes withheld by any other state.

Line 64 - (Boxes a, b and c) - 2021 Arizona Estimated Tax Payments Including Amount Applied from Your 2020 Return; and Arizona Claim of Right

Use this line if you did any of the following:

- made estimated income tax payments to Arizona for tax year 2021;
- applied any of your refund from your 2020 Arizona tax return to 2021 estimated taxes for Arizona; or
- recomputed a prior year's tax under Arizona's Claim of Right provisions.

You **must** also complete and include the *Arizona Claim of Right - Individual* form(s) with your income tax return. If you fail to complete and include the form(s), the amount of your claim may be denied. The form is available on the department's website at www.azdor.gov.

Box 64a: Enter the total amount of estimated taxes paid and/or applied to your 2021 taxes.

NOTE: *If you are married and made joint Arizona estimated payments for 2021, but are filing separate 2021 Arizona income tax returns, see the department's ruling ITR 02-3, Allocating Joint Estimated Payments to Separate Returns.*

Box 64b: Enter the amount from your *Arizona Claim of Right - Individual* form, line 8.

If you completed more than one Claim of Right form for the current taxable year, add all amounts on line 8 and enter the total in box 64b.

NOTE: *For more information on Arizona's claim of right provisions, see the department's procedure, ITP 16-1, Procedure for Individuals Who Restore Substantial Amounts Held Under a Claim of Right.*

Line 64c: Add the amounts in box 64a and box 64b and enter the total on line 64c.

Line 65 - 2021 Arizona Extension Payment (Form 204)

Use this line to report the payment you sent with your extension request or the electronic extension payment you made using www.AZTaxes.gov.

Line 66 - Increased Excise Tax Credit

You may claim this credit if you meet all of the following:

- You must have a SSN that is valid for employment.
- You meet the income threshold for your filing status.
- If you are married filing a joint return, or a head of household, you may take this credit if the amount on Form 140PY, page 1, line 25 is \$25,000 or less.
- If you are single or married filing a separate return, you may claim this credit if the amount on Form 140PY, page 1, line 25 is \$12,500 or less.
- You are not claimed as a dependent by any other taxpayer.
- **You were not sentenced for at least 60 days of 2021 to a county, state, or federal prison.**

If you are married filing a joint return, you may also claim a credit for your spouse. Your spouse must have either a valid SSN or an ITIN.

NOTE: *If you are filing a joint return with your spouse and your spouse was sentenced for at least 60 days during 2021 to a county, state or federal prison, you may claim the Excise Tax Credit if you otherwise qualify to claim the credit, but you cannot claim the credit for your spouse. If your spouse has a valid SSN, but you do not, neither you nor your spouse can claim this credit.*

For more information about how incarceration affects this credit, see the department’s publication, Pub. 709, *Excise Tax Credit – How Does Incarceration Affect Eligibility*. If you also claim a credit for your qualifying children, your qualifying children must have either a valid SSN or an ITIN.

To figure your credit, complete the following worksheet.

Credit for Increased Excise Taxes Worksheet	
If you checked filing status 4 or 5, is the amount on Form 140PY, line 25 \$25,000 or less?	Check one
If you checked filing status 6 or 7, is the amount on Form 140PY, line 25 \$12,500 or less?	Yes No
If you checked no, STOP. You do not qualify for this credit. If you checked yes, complete the rest of this worksheet.	
1. Enter the number of dependents you entered on Form 140PY, page 1, boxes 10a and 10b, and claiming as a qualified parent/grandparent in box 11a, provided that person(s) qualifies as a dependent for federal purposes. Exclude any dependent that is not an Arizona resident.	
2. If you checked filing status 4, enter the number 2 here. If you checked filing status 5, 6, or 7, enter the number 1.	
3. Add lines 1 and 2. Enter the total.....	
4. Multiply the number on line 3 by \$25. Enter the result.....	\$.00
5. Maximum Credit	\$ 100.00
6. Enter the smaller of line 4 or line 5 here and also on Form 140PY, page 2, line 66.	\$.00

NOTE: *The credit cannot exceed \$100 per household. Do not claim this credit if someone else in your household has already claimed \$100 of the credit. If someone else in your household has claimed less than \$100, you may claim the credit as long as all credit claims filed from your household do not exceed \$100.*

For more information about this credit, see the department’s publication, Pub. 709.

Line 67- Other Refundable Credits

Enter the total of refundable credits you are claiming from any of the following:

- Form 308-I – *Credit for Increased Research Activities - Individuals*
- Form 349 – *Credit for Qualified Facilities*

If you enter an amount on this line, be sure you check the box or boxes to show which credits you are claiming. Include the credit form(s) with your return when you file.

Credit for Increased Research Activities - Individuals (Arizona Form 308-I)

A portion of this credit may be refundable. You may qualify for the refundable increased research activities credit if you incurred qualified research expenses for research conducted in Arizona. For more information about this credit and whether you may claim a refund of this credit, see Form 308-I.

You must include a copy of your “Certificate of Qualification” from the Arizona Commerce Authority (ACA), Form 301 and Form 308-I with your return to claim this credit. If you are claiming a refund of the increased research activities credit from Form 308-I, enter the amount from Form 308-I, Part 7, line 38 on line 67.

Credit for Qualified Facilities (Arizona Form 349)

You may qualify for the refundable qualified facilities credit if you expanded or located a qualified facility in Arizona. This credit is refundable in five equal installments. Pre-approval and post-approval are required through the ACA. For more information about this credit, see Form 349.

You must include a copy of your “Certificate of Qualification” from the ACA and Form 349 with your tax return to claim this credit. If you are claiming a refund of the qualified facilities credit from Form 349, enter the amount from Form 349, Part 8, line 20, on line 67.

If you are claiming more than one of the refundable tax credits, add the amounts from the credit forms together and enter the total on line 67. You may use the following table to figure the amount to enter on line 67.

2021 - Refundable Credit Worksheet	
1. Enter the refundable credit from Form 308-I, Part 7, line 38.....	
2. Enter the refundable credit from Form 349, Part 8, line 20.....	
3. Add the amounts on lines 1 and 2. Enter the total here and on line 67.	

Line 68 - Total Payments and Refundable Credits

Line 68 is the total payments and refundable credits claimed. Add lines 63 through 67. Enter the total.

Figuring Your Tax Due or Overpayment

Line 69 - Tax Due

If line 62 is larger than line 68, you have tax due. Subtract line 68 from line 62. Skip lines 70, 71, and 72.

Line 70 - Overpayment

If line 68 is larger than line 62, subtract line 62 from line 68. Enter the overpayment. Complete lines 71 and 72.

Line 71 - Amount of Line 70 to Apply to 2022 Estimated Tax

If you want all or part of your refund applied to next year's Arizona estimated taxes, enter that amount on line 71.

NOTE: *If you apply any of the amount shown on line 70 to 2022, you cannot use that amount to pay any tax that is later found to be due for 2021. You also may not claim a refund for that amount until you file your 2022 return.*

Line 72 - Balance of Overpayment

Subtract line 71 from line 70 to determine your overpayment balance before voluntary gifts and estimated payment penalty.

Making Voluntary Gifts

You can make voluntary gifts to each of the funds shown below. A gift will reduce your refund or increase the amount due with your return.

NOTE: *If you make a gift, you cannot change the amount of that gift later on an amended return.*

Line 73 - Solutions Teams Assigned to Schools Fund

You may give some or all of your refund to the Solutions Teams Assigned to Schools Fund. You may also give more than your entire refund. If you send in additional money with your return, include that amount on line 89. Enter the amount you want to donate on line 73.

Gifts go to the Arizona Assistance for Education Fund. The Arizona Board of Education will distribute money to the Arizona Department of Education to fund solutions teams assigned to schools.

Line 74 - Arizona Wildlife Fund

You may give some or all of your refund to the Arizona Wildlife Fund. You may also give more than your entire refund. If you send in additional money with your return, include that amount on line 89. Enter the amount you want to donate on line 74.

Your gift to the Arizona Wildlife Fund helps protect wildlife in the state. Many species like bald eagles, Apache trout, and black-footed ferrets benefit from your gifts to this fund. Gifts are also used to improve areas for watching wildlife statewide.

Line 75 - Child Abuse Prevention Fund

You may give some or all of your refund to the Arizona Child Abuse Prevention Fund. You may also give more than your entire refund. If you send in additional money with your return, include that amount on line 89. Enter the amount you want to donate on line 75.

Gifts go to the Arizona Child Abuse Prevention Fund. This fund provides financial aid to community agencies for child abuse prevention programs.

Line 76 - Domestic Violence Services Fund

You may give some or all of your refund to the Domestic Violence Services Fund. You may also give more than your entire refund. If you send in additional money with your return, include that amount on line 89. Enter the amount you want to donate on line 76.

Gifts go to the Domestic Violence Services Fund. This fund provides financial aid to shelters for victims of domestic violence.

Line 77 - Political Gift

You may give some or all of your refund to a political party. You may also give more than your entire refund. If you send in additional money with your return, include that amount on line 89. Enter the amount you want to donate on line 77.

If you donate to a political party, complete line 84.

Gifts go to one of the following political parties:

- Democratic
- Libertarian
- Republican

Line 78 - Neighbors Helping Neighbors Fund

You may give some or all of your refund to the Neighbors Helping Neighbors Fund. You may also give more than your entire refund. If you send in additional money with your return, include that amount on line 89. Enter the amount you want to donate on line 78.

Gifts go to the Neighbors Helping Neighbors Fund. This fund provides eligible recipients with emergency aid in paying utility bills, conserving energy, and weatherization.

Line 79 - Special Olympics Fund

You may give some or all of your refund to the Special Olympics Fund. You may also give more than your entire refund. If you send in additional money with your return, include that amount on line 89. Enter the amount you want to donate on line 79.

Gifts go to the Special Olympics Fund. This fund helps provide programs of the Arizona Special Olympics.

Line 80 - Veterans' Donations Fund

You may give some or all of your refund to the Veterans' Donations Fund. You may also give more than your entire refund. If you send in additional money with your return, include that amount on line 89. Enter the amount you want to donate on line 80.

Gifts go to the Veterans' Donations Fund, which may be used for veterans in Arizona.

Line 81 - I Didn't Pay Enough Fund

You may give some or all of your refund to the I Didn't Pay Enough Fund. You may also give more than your entire refund. If you send in additional money with your return, include that

amount on line 89. Enter the amount you want to donate on line 81.

Gifts that you make to the I Didn't Pay Enough Fund will aid the state by going to the Arizona general fund.

Line 82 - Sustainable State Parks and Roads Fund

You may give some or all of your refund to the Sustainable State Parks and Roads Fund. You may also give more than your entire refund. If you send in additional money with your return, include that amount on line 89. Enter the amount you want to donate on line 82.

Gifts that you make to the Sustainable State Parks and Roads Fund will aid the state to operate, maintain, and make capital improvements to buildings, roads, parking lots, highway entrances and any related structure used to operate state parks.

Line 83 – Spaying and Neutering of Animals Fund

You may give some or all of your refund to the Spaying and Neutering of Animals Fund. You may also give more than your entire refund. If you send in additional money with your return, include that amount on line 89. Enter the amount you want to donate on line 83.

Gifts that you make to the Spaying and Neutering of Animals Fund will help to reduce pet overpopulation by sterilizing, at minimal or no cost, dogs and cats in this state, including those that are impounded and sterilized.

Line 84 - Political Party

If you entered an amount on line 77, check the box for the political party to which you wish to give. Select only one party. If you do not select a political party, the department will return the amount on line 77.

Line 85 - Estimated Payment Penalty

Do **not** complete Arizona Form 221, Underpayment of Estimated Tax by Individuals, if the amount on Form 140PY, line 64a is more than the amount on Form 140PY, line 62. Skip line 85.

You must have made Arizona estimated income tax payments during 2021 if:		
Your filing status is:	AND Your Arizona gross income for 2020 was greater than:	AND Your Arizona gross income for 2021 is greater than:
Single	\$75,000	\$75,000
Married filing Joint	\$150,000	\$150,000
Married filing separate	\$75,000	\$75,000
Head of Household	\$75,000	\$75,000

If you report as a farmer or fisherman for federal purposes, you were not required to make estimated payments during 2021 if either of the following apply:

1. *You are a calendar year filer.* You file your Arizona return by March 1, 2022. You pay in full the amount stated on your return as owed.

2. *You are a fiscal year filer.* You file your Arizona return by the first day of the third month after the end of your fiscal year. You pay in full the amount stated on your return as owed.

If the above applies, check box 862 on line 86 and do not complete Form 221.

An individual who fails to make the required estimated payments is subject to penalty on any estimated tax payment that is late or underpaid.

Complete and include Form 221, *Underpayment of Estimated Tax by Individuals*, to determine if any penalty is due. Enter the total penalty from Form 221.

Line 86 - Box 861 through Box 863

Box 861: check if any of the following applies to you:

- You checked the box on line 1 of Form 221.
- You completed the annualized income worksheet on Form 221.
- You elected to be treated as a nonresident alien on your federal income tax return. You made three estimated payment installments. Your first installment equaled 50% of the total of all of your required installments.

Box 862: check if you are an individual who for federal purposes reports as a farmer or fisherman.

Box 863: check if you completed and are including Arizona Form 221.

Line 87

Add lines 73 through 83 and line 85 and enter the total.

Figuring Your Refund or Amount Owed



You can get your refund quicker when you **e-file and use direct deposit.**

Line 88 - Refund

Subtract line 87 from line 72. Enter your refund on line 88 and skip line 89. If you owe money to any Arizona state agency, court, county, incorporated city or town and certain federal agencies, your refund may go to pay some of the debt. If so, the department will let you know by letter.

TAX TIP: *If you change your address before you get your refund, let the department know. Write to: Refund Desk, Arizona Department of Revenue, PO Box 29216, Phoenix, AZ 85038-9216. Include your SSN in your letter.*

Direct Deposit of Refund

Complete the direct deposit line if you want us to directly deposit the amount shown on line 88 into your account at a bank or other financial institution (such as a mutual fund, brokerage firm, or credit union) instead of sending you a check.

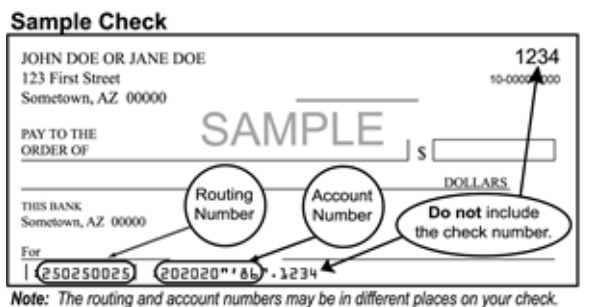
NOTE: *Check the box on line 88A if the direct deposit will ultimately be placed in a foreign account. If you check box 88A, do not enter your routing or account numbers. If this box is checked, we will not direct deposit your refund. We will mail you a check instead.*

Why Use Direct Deposit?

- You will get your refund fast - even faster if you e-file!
- Payment is more secure - there is no check to get lost.
- It is more convenient - no trip to the bank.
- It saves tax dollars - a refund by direct deposit costs less to process than a check.

NOTE: We are not responsible for a lost refund if you enter the wrong account information. Check with your financial institution to get the correct routing and account numbers and to make sure your direct deposit will be accepted.

Routing Number



Make sure you enter the correct routing number. The routing number must be nine digits. The first 2 digits must be 01 through 12 or 21 through 32. Otherwise, the direct deposit will be rejected and a check will be mailed instead. On the sample check above, the routing number is 250250025.

Your check may state that it is payable through a financial institution different from the one at which you have your checking account. If so, do not use the routing number on that check. Instead, contact your financial institution for the correct routing number to enter here.

Account Number

MAKE SURE YOU ENTER THE CORRECT ACCOUNT NUMBER.

The account number can be up to 17 characters (both numbers and letters). DO NOT include hyphens, spaces or special symbols. Enter the number from left to right and leave any unused boxes blank.

On the sample check, the account number is 20202086. Be sure not to include the check number.

NOTE: If the direct deposit is rejected, a check will be mailed instead.

Line 89 - Amount Owed

Add lines 69 and 87. Enter the amount you owe on line 89. If you are making voluntary gifts on lines 73 through 83 in excess of your overpayment, enter the difference on line 89.

You may pay only with a check, electronic check, money order, or credit card. If you want to make a cash payment, please visit one of our offices.

Check or money order

NOTE: Include your check with your return. Please do not send cash.

Make your check payable to Arizona Department of Revenue. Write your SSN and tax year on the front of your check or money order. It may take 2-3 weeks for your payment to process.

The department cannot accept checks or money orders in foreign currency. You must make payment in U.S. dollars.

The Department of Revenue may charge you \$50 for a check returned unpaid by your financial institution.

Electronic payment from your checking or savings account

You can make an electronic payment from your checking or savings account to pay your balance due for 2021. There is no fee to use this method. To make an electronic payment, go to www.AZTaxes.gov and click on the "Make a Payment" link.

Be sure to enter the correct routing number and account number for your checking or savings account. You will be charged a \$50 non-sufficient funds (NSF) fee if you provide an incorrect routing number or an incorrect account number. Check with your financial institution to get the correct routing and account numbers.

The "E-Check" option in the "Payment Method" drop-down box will debit the amount from the checking or savings account that you specify.

If you make an electronic payment from your checking or savings account, you will receive a confirmation number.

Please keep this confirmation number as proof of payment.

NOTE: You may not make an electronic payment from your checking or savings account if the payment will ultimately be coming from a foreign account. In this case, you must pay by check or money order.

Credit card payment

You can pay with your Discover, MasterCard, Visa, or American Express credit card. Go to www.AZTaxes.gov and click on the "Make a Payment" link and choose the credit card option. This will take you to a third party vendor site (provider). The provider **will charge** you a convenience fee based on the amount of your tax payment.

The provider will tell you what the fee is during the transaction; you will have the option to continue or cancel the transaction. If you complete the credit card transaction, you will receive a confirmation number. **Please keep this confirmation number as proof of payment.**

Installment Payments

If you cannot pay the full amount shown on line 89 when you file, you may request to make monthly installment payments. Complete Arizona Form 140-IA and mail the completed form to the address on the Form 140-IA.

Do not mail Form 140-IA with your income tax return. You may obtain Arizona Form 140-IA from our website.

If you cannot pay the full amount shown on line 89, you will be charged interest and may be charged a late payment penalty on the tax not paid by April 18, 2022. To limit the interest and penalty charges, pay as much of the tax as possible when you file.

Sign Your Return

You must sign your return. If married filing a joint return, both you and your spouse must sign even if only one had income. Form 140PY is not considered a valid return unless you sign it. The department cannot send a refund check without proper signatures on the return.

Instructions Before Mailing

- **DO NOT STAPLE YOUR RETURN. DO NOT STAPLE ANY SCHEDULES, DOCUMENTS OR PAYMENT TO YOUR RETURN.**
- Make sure your SSN is on your return.
- Be sure you enter your daytime telephone number in the space provided on the front of your return.
- Check to make sure that your math is correct. A math error can cause delays in processing your return.
- Check the **boxes** to make sure you filled in all required boxes.
- If you requested a filing extension, make sure that you check box 82F (above your name) on page 1 of the return.
- Sign your return and have your spouse sign, if filing jointly.
- Write your SSN and tax year on the front of your check or money order. Include your payment with your return.
- Do **not** include correspondence with your return.

Mailing Your Return

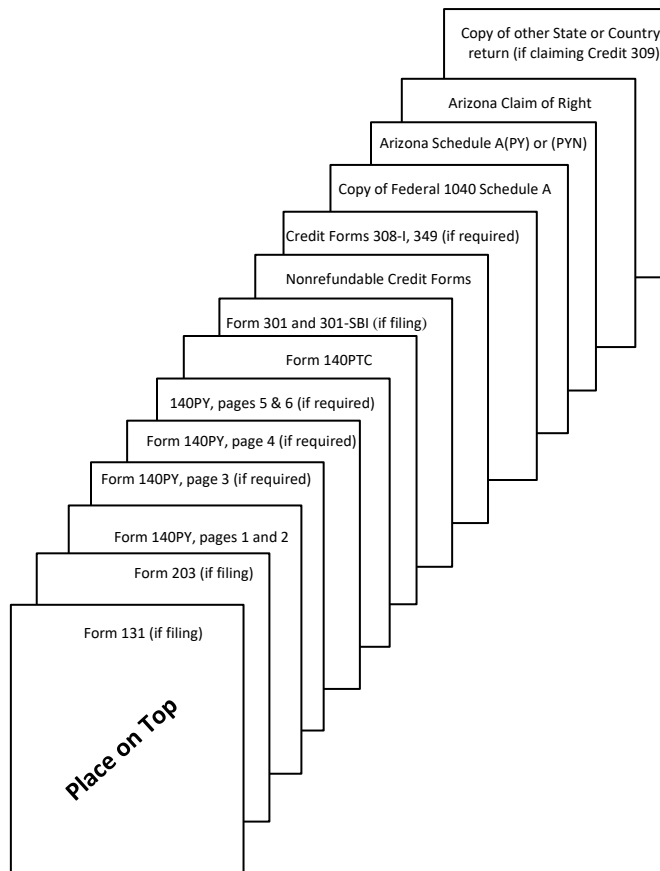
Place pages in the order shown on the next page.

- **If you are filing Arizona Form 140PY-SBI, Small Business Income, place this form before Form 140PY.**

NOTE: *If you are filing Arizona Form 140PY-SBI, DO NOT MAIL THIS RETURN SEPARATELY. You must include this return with your Form 140PY in the same envelope.*

- **If you completed Arizona Schedule DFE, Disallowed Federal Expense Schedule for Marijuana Establishments,** place the schedule after page 6.
- If you are mailing your return, be sure to include Form 140PY, page 1 and page 2, and all other required forms.
- Include Form(s) W-2, W-2G, 1099-B, 1099-DIV, 1099-G, 1099-INT, 1099-NEC, 1099-MISC and 1099-R, after the last page of your return **only** if the form shows Arizona income tax withholding.

- If you are mailing your return, make a copy before mailing. Also make a copy of any forms and schedules that you are including in with your return. Keep the copies for your records. Be sure that you mail the original and not a copy.
- If mailing more than one tax return, please use separate envelopes for each return.



Where Should I Mail My Return?

If you are **including a payment with this return**, mail the return to:

Arizona Department of Revenue
 PO Box 52016
 Phoenix, AZ 85072-2016

If you are **expecting a refund, or owe no tax, or owe tax but are not sending a payment**, mail the return to:

Arizona Department of Revenue
 PO Box 52138
 Phoenix, AZ 85072-2138

Make sure you put enough postage on the envelope

The U.S. Post Office or the United States mail service must postmark your return or extension request by midnight April 18, 2022.

The term "United States mail" includes any private delivery service designated by the United States Secretary of the Treasury pursuant to IRC § 7502(f) and the term "postmark"

includes any date recorded or marked by any such designated delivery service.

An income tax return that is mailed to the department is timely filed if it is delivered on or before its due date. Additionally, if the envelope or wrapper containing the return sent through the United States mail bears a postmark of the United States mail and that tax return is delivered to the department after its due date that return will be considered timely filed if all of the following apply:

1. The return was deposited in an official depository of the United States mail;
2. The date of the postmark is no later than the due date;
3. The return was properly addressed; and
4. The return had proper postage.

If the envelope or wrapper containing a return sent through the United States mail bears a private meter postmark made by other than the United States mail, the return is treated as timely filed if both of the following apply:

1. The private meter postmark bears a date on or before the due date for filing; and
2. The return is received no later than the time it would ordinarily have been received from the same point of origin by the same class of U.S. postage. If the return is received by the department within five business days of the private meter postmark date, the department will consider this requirement satisfied.

You may also use certain private delivery services designated by the IRS to meet the “timely mailing as timely filed” rule. For more information, see the department’s ruling, GTR 16-1, *Timely Filing of Income or Withholding Tax Returns Through the United States Mail*.

How Long to Keep Your Return

You must keep your records as long as they may be needed for the administration of any provision of Arizona tax law. Generally, this means you must keep records that support items shown on your return until the period of limitations for that return runs out.

The period of limitations is the period of time in which you can amend your return to claim a credit or refund or the department can assess additional tax. A period of limitations is the limited time after which no legal action can be brought. Usually, this is four years from the date the return was due or filed.

In some cases, the limitation period is longer than four years. The period is six years from when you file a return if you underreport the income shown on that return by more than 25% (.25).

The department can bring an action at any time if a return is false or fraudulent, or you do not file a return. To find out more about what records you should keep, get federal Publication 552.

Where’s My Refund?

You can check on your refund by visiting www.AZTaxes.gov and clicking on “Where’s my refund?” or you may call one of the numbers listed on page 1.

Before you call, be sure to have a copy of your 2021 tax return on hand. You will need to know your SSN, your filing status and your 5-digit ZIP Code.

Contacting the Department

Your tax information on file with the department is confidential. If you want the department to discuss your tax matters with someone other than yourself, you must authorize the department to release confidential information to that person.

You may use Arizona Form 285 to authorize the department to release confidential information to your appointee. See Form 285 for details.

Worksheet for Net Long-Term Capital Gain Subtraction for Assets Acquired After December 31, 2011

2021 Original return 2021 Amended return

IMPORTANT

As a part-year resident, you may include, in your computation, all net long-term capital gains from qualifying assets acquired during the period of residency, and only those net long-term capital gains from qualifying assets acquired from Arizona sources during the period of non-residency.

If you elected to file the Arizona Small Business Income Tax Return (Form 140-SBI), only claim the subtraction on this return if the net capital gain to which the subtraction relates was not moved to the Arizona Small Business Income Tax Return.

- If you cannot determine the acquisition date of an asset, including mutual funds, the long-term capital gain from that asset does not qualify for the allowable subtraction. For the purpose of the allowable subtraction, these assets are considered to have been acquired before January 1, 2012.
- An asset acquired by gift or inheritance is considered acquired on the date it was acquired by gift-giver or the deceased individual.
- If you receive form(s) 165 Schedule K-1 or K-1(NR) from a partnership, 120S Schedule K-1 or K-1(NR) from an S corporation, or 141AZ Schedule K-1 from an estate or trust, be sure to include those qualifying net long-term capital gain amounts in your computation.

Do not include any short-term capital gains or (losses) in this worksheet.

1.	Enter the total net long-term capital gain or (loss) from assets acquired after December 31, 2011, and included in federal adjusted gross income.....		00
2.	Enter the amount of net long-term capital (loss) derived from the exchange of one kind of legal tender for another kind of legal tender from assets acquired after December 31, 2011, and included in the addition on Arizona Form 140PY, page 5, "N".....	00	
3.	Enter the amount of net long-term capital gain derived from investment in qualified small business from assets acquired after December 31, 2011, and included in the subtraction on Arizona Form 140PY, line 38.....	00	
4.	Enter the amount of net long-term capital gain derived from the exchange of one kind of legal tender for another kind of legal tender from assets acquired after December 31, 2011, and included in the subtraction on Arizona Form 140PY, page 6, "W".....	00	
5.	(Line 1 + line 2) minus (line 3 + line 4). Enter the difference.....		00

- If the amount on line 5 is positive, you have a net long-term capital gain from assets acquired *after* December 31, 2011. Enter the amount on Form 140PY, line 36.
- If the amount on line 5 is zero or negative, you do not qualify to take the allowable subtraction. Enter "0" on Form 140PY, line 36.

2021 Arizona Tax Tables X and Y

Full-Year Residents:

If your taxable income is less than \$50,000, use the Optional Tax Tables to figure your tax.

If your taxable income is \$50,000 or more, you must use Tax Tables X and Y to figure your tax.

NOTE: If your taxable income is \$50,000 or more, you cannot use Form 140EZ or Form 140A to file for 2021. In this case, you must file using Form 140.

All Part-Year Residents and Nonresidents: You must use Tax Tables X and Y to figure your tax.

NOTE: Tax Tables X and Y have been created to apply only to the regular individual income tax, which is reported on the following lines: line 46a (Form 140); line 56a (Form 140PY); line 56a (Form 140NR); or line 37a (Form 140X).

The surcharge tax is not included in tables below. The surcharge is 3.5% of the taxable income amount that is over \$250,000 if the filing method is either single or married filing separate **or** the taxable income is over \$500,000 if the filing method is either married filing joint or head of household. The surcharge amount is reported on line 46b (Form 140); line 56b (Form 140PY); line 56b (Form 140NR); or line 37b (Form 140X).

See computation examples below each table.

Table X – Use Table X if Your Filing Status is Single or Married Filing Separate

Taxable Income		column (c)		column (d)		column (e)
Column (a)	Column (b)	Taxable Income in excess of column (a)	X	Tax Rate	+	Tax on the amount in column (a)
Is over:	But not over:					
0	\$27,808	(Taxable income minus \$0)	X	2.59%	+	\$0
\$27,808	\$55,615	(Taxable income minus \$27,808)	X	3.34%	+	\$720
\$55,615	\$166,843	(Taxable income minus \$55,615)	X	4.17%	+	\$1,649
\$166,843	\$250,000	(Taxable income minus \$166,843)	X	4.5%	+	\$6,287
\$250,000		(Taxable income minus \$250,000)	X	1.00%	+	\$10,029

Example: Single filer \$350,000 in taxable income

Regular tax liability reported on line 46a (Form 140); line 56a (Form 140PY or Form 140NR); or line 37a (Form 140X)

$$= \$10,029 + ((350,000 - 250,000) \times 0.01) = \$11,029$$

Surcharge tax liability reported on line 46b (Form 140); line 56b (Form 140PY or Form 140NR); or line 37b (Form 140X)

$$= (350,000 - 250,000) \times 0.035 = \$3,500$$

Table Y – Use Table Y if Your Filing Status is Married Filing Joint or Head of Household

Taxable Income		column (c)		column (d)		column (e)
Column (a)	Column (b)	Taxable Income in excess of column (a)	X	Tax Rate	+	Tax on the amount in column (a)
Is over:	But not over:					
\$0	\$55,615	(Taxable income minus \$0)	X	2.59%	+	\$0
\$55,615	\$111,229	(Taxable income minus \$55,615)	X	3.34%	+	\$1,440
\$111,229	\$333,684	(Taxable income minus \$111,229)	X	4.17%	+	\$3,298
\$333,684	\$500,000	(Taxable income minus \$333,684)	X	4.5%	+	\$12,574
\$500,000		(Taxable income minus \$500,000)	X	1.00%	+	\$20,059

Example: MFJ filer \$1,000,000 in taxable income

Regular tax liability reported on line 46a (Form 140); or line 56a (Form 140PY or Form 140NR); or line 37a (Form 140X)

$$= \$20,059 + ((1,000,000 - 500,000) \times 0.01) = \$25,059$$

Surcharge tax liability reported on line 46b (Form 140); line 56b (Form 140PY or Form 140NR); or line 37b (Form 140X)

$$= (1,000,000 - 500,000) \times 0.035 = \$17,500$$

YOU MAY QUALIFY TO FILE YOUR FEDERAL AND ARIZONA INDIVIDUAL INCOME TAX RETURNS FOR FREE!!!



www.azdor.gov

Go to our website at www.azdor.gov and click on E-file Your Taxes for Free found in the Individual box

BE SURE TO USE WWW.AZDOR.GOV TO ACCESS YOUR PREFERRED SOFTWARE VENDOR TO ENSURE FREE FILING FOR YOUR FEDERAL AND STATE RETURNS.

Do-It-Yourself using the Internet



Arizona wants to reunite you with your unclaimed, lost or forgotten assets.

- Uncashed payroll, dividend or cashier's checks
- Stocks, mutual fund accounts, bonds
- Bank accounts and safe deposit box contents
- Insurance proceeds
- Court deposits, trust funds, escrow accounts

To find out if we have unclaimed property for you visit our web site www.azunclaimed.gov

State of Arizona Unclaimed Property Unit, (602) 364-0380 Toll Free 1-877-492-9957



Free Federal and State Tax Preparation for taxpayers who are:

- Elderly
- Americans with Disabilities
- Low Income

For Locations, call 211 or go to

www.211arizona.org



Faster refunds when you E-File and select the Direct Deposit option!



DO YOU QUALIFY FOR AN ARIZONA TAX CREDIT?

You may claim the INCREASED EXCISE TAX CREDIT if:

- you are an Arizona resident
- you are not claimed as a dependent by any other taxpayer
- your federal adjusted gross income was \$ 25,000 or less (\$12,500 if single)
- you were not sentenced for at least 60 days of 2021 to a county, state or federal prison

Up to
\$100
per household

THIS PAGE INTENTIONALLY LEFT BLANK

Tax Credits Available

Over 100,000 eligible Arizona families failed to receive thousands of dollars in tax credits because they did not file a tax return. **You may qualify for these special credits when you file your state and federal taxes.**

Tax Year 2021 Federal Earned Income Tax Credit Eligibility Table		
Number of Qualifying Children	Earned Income (less than)	Maximum Credit
0*	\$21,430 (\$27,380 if MFJ)	\$1,502
1	\$42,158 (\$48,108 if MFJ)	\$3,618
2	\$47,915 (\$53,865 if MFJ)	\$5,980
3 or more	\$51,464 (\$57,414 if MFJ)	\$6,728

*your age 25 - 64

MFJ = Married Filed Jointly

Tax Year 2021 Federal Child Tax Credit Eligibility Table	
Qualifications	Maximum Credit Amount Per Qualifying Child
Children under the age of 17 years at the end of the 2021 tax year	\$2,000 per child

Parents and children must have Social Security Number or ITIN (Individual Taxpayer Identification Number) to claim credit.

Do you qualify for the Arizona Family Tax Credit and/or Dependent Tax Credit?
To determine if you qualify to claim the Arizona Family Tax Credit and/or the Dependent Tax Credit, see the instructions for Forms 140, 140A, 140EZ and 140PY. Nonresidents filing Form 140NR cannot claim the Arizona Family Tax Credit but you may still qualify to claim the Dependent Tax Credit.

Arizona Increased Excise Tax Credit Eligibility Table	
Qualifications	Income
Eligibility depends on Arizona residency and filing status	\$25,000 or less per year

<h2>To Qualify!</h2> <p>You must file your state and federal taxes</p>
<h2>How To File!</h2> <p>Get your taxes prepared FREE at one of the community tax assistance sites. The sites will also e-file your taxes; that means a FREE FAST REFUND.</p>
<h2>Where To File!</h2> <p>For locations call2-1-1 within Arizona From anywhere (877) 211-8661 TDD/TTY AZ Relay..... 7-1-1 or (800) 367-8939 Website: www.211arizona.org</p>
<h2>Earn it! Keep it! Save it!</h2> <ul style="list-style-type: none"> • Save for a House • Save for a Car • Save for a College Education

CONTENTS 140PY

CREDITS

Credits from Form 301 49-50
 Family income tax credit 47
 Increased excise tax credit ... 50
 Credit for taxes paid to another state or country 49

DEDUCTIONS

Itemized deductions 45
 Standard deduction 46

EXEMPTIONS

Age 65 or over 16, 44
 Blind..... 16, 44
 Dependents..... 17
 Qualifying parents and grandparents..... 16, 45

FILING INFORMATION

Do you have to file 11
 Estimated tax..... 50
 Filing extensions..... 13
 Penalties and interest 13
 When to file..... 13
 Mailing your return 55

FILING STATUS

All filing statuses 15-16

INCOME

Additions to income 21-23
 Federal adjusted gross income..... 20
 Subtractions from income.... 23-24 & 39-40

TAX TABLES

Tables X and Y 58

QUICK AND EASY ACCESS TO TAX HELP AND FORMS



PERSONAL COMPUTER

Access all the information you need online at www.azdor.gov, including:

- Forms and Instructions
- Publications
- Tax Rulings and Procedures
- Other General Tax Information



PHONE

Phoenix..... (602) 255-3381
 Toll-free from area codes 520 and 928..... (800) 352-4090

WALK-IN SERVICE

You may get forms and information at our Phoenix and Tucson offices.

Due to the ongoing COVID-19 Pandemic, ADOR's in-person lobby services are by appointment only.



Visit azdor.gov for the latest updates on lobby restrictions.

We have offices at the following locations:

Phoenix
 1600 West Monroe Street
 Phoenix, AZ 85007

Tucson
 400 West Congress Street
 Tucson, AZ 85701

Forms Only:
Mesa
 55 North Center Street
 Mesa, AZ 85201

Reasonable accommodations for any person with a disability can be made.

Did You Know?

Tax software does all the hard work for you! The software:

- Calculates Tax
- Does the Math
- Selects Forms and Schedules
- Makes Complex Returns Simple
- Checks for Errors Before You File
- E-Files the IRS and AZ Returns at the same time
- Gives Proof of E-Filing



**FREE
E-File
Available**